

GeoDataVision Report D-1 Census Tract Reference Book 2022

Tract Income Classification and Minority Status—Based on Census data released by the FFIEC April 2022

Adams, WISCONSIN

Census Tract	Tract Income Class	Minority Tract
55001950100	MIDDLE	NO
55001950201	MIDDLE	NO
55001950203	MODERATE	NO
55001950204	MIDDLE	NO
55001950400	MODERATE	NO
55001950501	MODERATE	NO
55001950502	MODERATE	NO
55001950700	MIDDLE	NO

Summary Data: Adams

Number of Census Tracts	8
Number of Minority Tracts	0
Percentage of Minority Tracts	0.00%
Number of Low Income Tracts	0
Percentage of Low Income Tracts	0.00%
Number of Moderate Income Tracts	4
Percentage of Moderate Income Tracts	50.00%
Number of Middle Income Tracts	4
Percentage of Middle Income Tracts	50.00%
Number of Upper Income Tracts	0
Percentage of Upper Income Tracts	0.00%
Number of NA Income Tracts	0
Percentage of NA Income Tracts	0.00%

Ashland, WISCONSIN

Census Tract	Tract Income Class	Minority Tract
55003940000	MIDDLE	YES
55003950300	MODERATE	NO
55003950400	MIDDLE	NO
55003950500	MIDDLE	NO
55003950600	MIDDLE	NO
55003950700	MIDDLE	NO
55003950800	MODERATE	NO
55003990000	NA	NO

Summary Data: Ashland

Number of Census Tracts	8
Number of Minority Tracts	1
Percentage of Minority Tracts	12.50%
Number of Low Income Tracts	0
Percentage of Low Income Tracts	0.00%
Number of Moderate Income Tracts	2
Percentage of Moderate Income Tracts	25.00%
Number of Middle Income Tracts	5
Percentage of Middle Income Tracts	62.50%
Number of Upper Income Tracts	0
Percentage of Upper Income Tracts	0.00%
Number of NA Income Tracts	1
Percentage of NA Income Tracts	12.50%

Barron, WISCONSIN

Census Tract	Tract Income Class	Minority Tract
55005000100	MIDDLE	NO
55005000200	MIDDLE	NO
55005000300	MIDDLE	NO
55005000400	MODERATE	NO
55005000500	MIDDLE	NO
55005000601	MIDDLE	NO
55005000602	MIDDLE	NO
55005000800	MIDDLE	NO
55005000900	MIDDLE	NO
55005001001	MIDDLE	NO
55005001003	MIDDLE	NO
55005001004	MIDDLE	NO



Barron, WISCONSIN

Census Tract	Tract Income Class	Minority Tract
Summary Data: Barron		
Number of Census Tracts		12
Number of Minority Tracts		0
Percentage of Minority Tracts		0.00%
Number of Low Income Tracts		0
Percentage of Low Income Tracts		0.00%
Number of Moderate Income Tracts		1
Percentage of Moderate Income Tracts		8.33%
Number of Middle Income Tracts		11
Percentage of Middle Income Tracts		91.67%
Number of Upper Income Tracts		0
Percentage of Upper Income Tracts		0.00%
Number of NA Income Tracts		0
Percentage of NA Income Tracts		0.00%

Bayfield, WISCONSIN

Census Tract	Tract Income Class	Minority Tract
55007960100	MIDDLE	NO
55007960200	MIDDLE	NO
55007960300	MIDDLE	NO
55007960401	MIDDLE	NO
55007960402	MIDDLE	NO

Bayfield, WISCONSIN

Census Tract	Tract Income Class	Minority Tract
55007960600	MIDDLE	NO
55007990000	NA	NO
Summary Data: Bayfield		
Number of Census Tracts		7
Number of Minority Tracts		0
Percentage of Minority Tracts		0.00%
Number of Low Income Tracts		0
Percentage of Low Income Tracts		0.00%
Number of Moderate Income Tracts		0
Percentage of Moderate Income Tracts		0.00%
Number of Middle Income Tracts		6
Percentage of Middle Income Tracts		85.71%
Number of Upper Income Tracts		0
Percentage of Upper Income Tracts		0.00%
Number of NA Income Tracts		1
Percentage of NA Income Tracts		14.29%

Brown, WISCONSIN

Census Tract	Tract Income Class	Minority Tract
55009000100	MODERATE	NO
55009000200	MODERATE	NO
55009000302	MODERATE	NO

Brown, WISCONSIN

Census Tract	Tract Income Class	Minority Tract
55009000303	MIDDLE	NO
55009000401	MODERATE	NO
55009000402	MIDDLE	NO
55009000500	MODERATE	NO
55009000600	MIDDLE	NO
55009000700	MODERATE	NO
55009000800	LOW	YES
55009000900	MODERATE	YES
55009001000	UPPER	NO
55009001100	MODERATE	YES
55009001200	MODERATE	YES
55009001300	MODERATE	NO
55009001400	MODERATE	NO
55009001600	MODERATE	YES
55009001701	MODERATE	YES
55009001702	MODERATE	YES
55009001801	MIDDLE	NO
55009001802	MIDDLE	NO
55009002001	MIDDLE	NO
55009002002	MIDDLE	NO
55009002003	UPPER	NO
55009010100	UPPER	NO
55009010201	MIDDLE	NO
55009010202	MIDDLE	NO
55009010300	MIDDLE	NO
55009020100	MIDDLE	NO
55009020203	UPPER	NO



Brown, WISCONSIN

Census Tract	Tract Income Class	Minority Tract
55009020204	UPPER	NO
55009020502	MODERATE	NO
55009020504	UPPER	NO
55009020505	MIDDLE	NO
55009020506	MIDDLE	NO
55009020600	MIDDLE	NO
55009020702	UPPER	NO
55009020703	MIDDLE	NO
55009020704	MIDDLE	NO
55009020800	MIDDLE	NO
55009020900	MIDDLE	NO
55009021000	UPPER	NO
55009021200	MIDDLE	NO
55009021301	MIDDLE	NO
55009021302	MIDDLE	NO
55009021303	MODERATE	NO
55009021304	MIDDLE	NO
55009021400	MIDDLE	NO
55009021500	MIDDLE	NO
55009021600	MIDDLE	NO
55009940002	UPPER	NO
55009940003	MIDDLE	NO
55009940004	MIDDLE	NO
55009940005	UPPER	NO
55009940006	UPPER	NO
55009940007	MIDDLE	NO
55009940008	UPPER	NO

Brown, WISCONSIN

Census Tract	Tract Income Class	Minority Tract
55009980000	NA	YES

Summary Data: Brown

Number of Census Tracts	58
Number of Minority Tracts	8
Percentage of Minority Tracts	13.79%
Number of Low Income Tracts	1
Percentage of Low Income Tracts	1.72%
Number of Moderate Income Tracts	16
Percentage of Moderate Income Tracts	27.59%
Number of Middle Income Tracts	28
Percentage of Middle Income Tracts	48.28%
Number of Upper Income Tracts	12
Percentage of Upper Income Tracts	20.69%
Number of NA Income Tracts	1
Percentage of NA Income Tracts	1.72%

Buffalo, WISCONSIN

Census Tract	Tract Income Class	Minority Tract
55011960100	MIDDLE	NO
55011960200	MODERATE	NO
55011960300	MIDDLE	NO
55011960400	MIDDLE	NO

Buffalo, WISCONSIN

Census Tract	Tract Income Class	Minority Tract
55011960500	MIDDLE	NO

Summary Data: Buffalo

Number of Census Tracts	5
Number of Minority Tracts	0
Percentage of Minority Tracts	0.00%
Number of Low Income Tracts	0
Percentage of Low Income Tracts	0.00%
Number of Moderate Income Tracts	1
Percentage of Moderate Income Tracts	20.00%
Number of Middle Income Tracts	4
Percentage of Middle Income Tracts	80.00%
Number of Upper Income Tracts	0
Percentage of Upper Income Tracts	0.00%
Number of NA Income Tracts	0
Percentage of NA Income Tracts	0.00%

Burnett, WISCONSIN

Census Tract	Tract Income Class	Minority Tract
55013970400	MIDDLE	NO
55013970600	MIDDLE	NO
55013970700	MODERATE	NO
55013970800	MIDDLE	NO



Burnett, WISCONSIN

Census Tract	Tract Income Class	Minority Tract
55013970900	MIDDLE	NO
55013971000	MIDDLE	NO

Summary Data: Burnett

Number of Census Tracts	6
Number of Minority Tracts	0
Percentage of Minority Tracts	0.00%
Number of Low Income Tracts	0
Percentage of Low Income Tracts	0.00%
Number of Moderate Income Tracts	1
Percentage of Moderate Income Tracts	16.67%
Number of Middle Income Tracts	5
Percentage of Middle Income Tracts	83.33%
Number of Upper Income Tracts	0
Percentage of Upper Income Tracts	0.00%
Number of NA Income Tracts	0
Percentage of NA Income Tracts	0.00%

Calumet, WISCONSIN

Census Tract	Tract Income Class	Minority Tract
55015020100	MIDDLE	NO
55015020200	MIDDLE	NO
55015020303	MIDDLE	NO

Calumet, WISCONSIN

Census Tract	Tract Income Class	Minority Tract
55015020304	MIDDLE	NO
55015020306	UPPER	NO
55015020308	UPPER	NO
55015020400	MIDDLE	NO
55015020500	MIDDLE	NO
55015020600	MIDDLE	NO
55015020700	UPPER	NO
55015020800	MIDDLE	NO

Summary Data: Calumet

Number of Census Tracts	11
Number of Minority Tracts	0
Percentage of Minority Tracts	0.00%
Number of Low Income Tracts	0
Percentage of Low Income Tracts	0.00%
Number of Moderate Income Tracts	0
Percentage of Moderate Income Tracts	0.00%
Number of Middle Income Tracts	8
Percentage of Middle Income Tracts	72.73%
Number of Upper Income Tracts	3
Percentage of Upper Income Tracts	27.27%
Number of NA Income Tracts	0
Percentage of NA Income Tracts	0.00%

Chippewa, WISCONSIN

Census Tract	Tract Income Class	Minority Tract
55017010100	MODERATE	NO
55017010200	MIDDLE	NO
55017010300	MIDDLE	NO
55017010400	UPPER	NO
55017010500	MODERATE	NO
55017010700	MIDDLE	NO
55017010800	MIDDLE	NO
55017010900	MODERATE	NO
55017011001	MODERATE	NO
55017011002	MIDDLE	NO
55017011100	MIDDLE	NO
55017011200	MIDDLE	NO



Chippewa, WISCONSIN

Census Tract	Tract Income Class	Minority Tract
Summary Data: Chippewa		
Number of Census Tracts		12
Number of Minority Tracts		0
Percentage of Minority Tracts		0.00%
Number of Low Income Tracts		0
Percentage of Low Income Tracts		0.00%
Number of Moderate Income Tracts		4
Percentage of Moderate Income Tracts		33.33%
Number of Middle Income Tracts		7
Percentage of Middle Income Tracts		58.33%
Number of Upper Income Tracts		1
Percentage of Upper Income Tracts		8.33%
Number of NA Income Tracts		0
Percentage of NA Income Tracts		0.00%

Clark, WISCONSIN

Census Tract	Tract Income Class	Minority Tract
55019950100	MIDDLE	NO
55019950200	MIDDLE	NO
55019950300	MIDDLE	NO
55019950400	MIDDLE	NO
55019950500	MIDDLE	NO

Clark, WISCONSIN

Census Tract	Tract Income Class	Minority Tract
55019950600	MIDDLE	NO
55019950700	MIDDLE	NO
55019950800	MIDDLE	NO
Summary Data: Clark		
Number of Census Tracts		8
Number of Minority Tracts		0
Percentage of Minority Tracts		0.00%
Number of Low Income Tracts		0
Percentage of Low Income Tracts		0.00%
Number of Moderate Income Tracts		0
Percentage of Moderate Income Tracts		0.00%
Number of Middle Income Tracts		8
Percentage of Middle Income Tracts		100.00%
Number of Upper Income Tracts		0
Percentage of Upper Income Tracts		0.00%
Number of NA Income Tracts		0
Percentage of NA Income Tracts		0.00%

Columbia, WISCONSIN

Census Tract	Tract Income Class	Minority Tract
55021970100	MIDDLE	NO
55021970200	MODERATE	NO

Columbia, WISCONSIN

Census Tract	Tract Income Class	Minority Tract
55021970300	MODERATE	NO
55021970401	MODERATE	NO
55021970402	MODERATE	NO
55021970500	MODERATE	NO
55021970600	MIDDLE	NO
55021970700	MIDDLE	NO
55021970800	MIDDLE	NO
55021970900	MIDDLE	NO
55021971000	MIDDLE	NO
55021971100	MIDDLE	NO
55021971200	MIDDLE	NO



Columbia, WISCONSIN

Census Tract	Tract Income Class	Minority Tract
Summary Data: Columbia		
Number of Census Tracts		13
Number of Minority Tracts		0
Percentage of Minority Tracts		0.00%
Number of Low Income Tracts		0
Percentage of Low Income Tracts		0.00%
Number of Moderate Income Tracts		5
Percentage of Moderate Income Tracts		38.46%
Number of Middle Income Tracts		8
Percentage of Middle Income Tracts		61.54%
Number of Upper Income Tracts		0
Percentage of Upper Income Tracts		0.00%
Number of NA Income Tracts		0
Percentage of NA Income Tracts		0.00%

Crawford, WISCONSIN

Census Tract	Tract Income Class	Minority Tract
55023960100	MIDDLE	NO
55023960200	MIDDLE	NO
55023960300	MIDDLE	NO
55023960400	MIDDLE	NO
55023960500	MIDDLE	NO

Crawford, WISCONSIN

Census Tract	Tract Income Class	Minority Tract
55023960600	MIDDLE	NO
Summary Data: Crawford		
Number of Census Tracts		6
Number of Minority Tracts		0
Percentage of Minority Tracts		0.00%
Number of Low Income Tracts		0
Percentage of Low Income Tracts		0.00%
Number of Moderate Income Tracts		0
Percentage of Moderate Income Tracts		0.00%
Number of Middle Income Tracts		6
Percentage of Middle Income Tracts		100.00%
Number of Upper Income Tracts		0
Percentage of Upper Income Tracts		0.00%
Number of NA Income Tracts		0
Percentage of NA Income Tracts		0.00%

Dane, WISCONSIN

Census Tract	Tract Income Class	Minority Tract
55025000100	UPPER	NO
55025000201	UPPER	NO
55025000202	MIDDLE	NO
55025000204	MIDDLE	NO

Dane, WISCONSIN

Census Tract	Tract Income Class	Minority Tract
55025000205	UPPER	NO
55025000301	MODERATE	NO
55025000302	UPPER	NO
55025000401	UPPER	NO
55025000402	MIDDLE	NO
55025000406	MIDDLE	NO
55025000407	MODERATE	NO
55025000408	LOW	NO
55025000409	UPPER	NO
55025000410	MODERATE	NO
55025000501	MIDDLE	NO
55025000504	MIDDLE	NO
55025000505	UPPER	NO
55025000506	MODERATE	YES
55025000600	LOW	YES
55025000700	UPPER	NO
55025000800	MIDDLE	NO
55025000901	UPPER	NO
55025000902	UPPER	NO
55025001000	UPPER	NO
55025001101	LOW	NO
55025001102	NA	NO
55025001200	MIDDLE	NO
55025001300	MIDDLE	NO
55025001401	MODERATE	YES
55025001402	MODERATE	YES
55025001404	UPPER	NO



Dane, WISCONSIN

Census Tract	Tract Income Class	Minority Tract
55025001405	MODERATE	NO
55025001501	MODERATE	NO
55025001502	MIDDLE	YES
55025001603	NA	NO
55025001604	LOW	NO
55025001605	MIDDLE	NO
55025001606	NA	NO
55025001704	UPPER	NO
55025001706	NA	NO
55025001707	NA	NO
55025001802	UPPER	NO
55025001804	MIDDLE	NO
55025001901	MIDDLE	NO
55025001902	MIDDLE	NO
55025002000	MIDDLE	NO
55025002100	MIDDLE	NO
55025002200	MODERATE	NO
55025002301	MODERATE	YES
55025002302	MIDDLE	NO
55025002401	MIDDLE	NO
55025002402	MIDDLE	NO
55025002500	LOW	YES
55025002601	MODERATE	NO
55025002602	MODERATE	NO
55025002603	MIDDLE	NO
55025002700	MODERATE	NO
55025002800	MIDDLE	NO

Dane, WISCONSIN

Census Tract	Tract Income Class	Minority Tract
55025002900	MODERATE	NO
55025003001	MIDDLE	NO
55025003002	MODERATE	NO
55025003100	MIDDLE	NO
55025003200	MODERATE	YES
55025010100	UPPER	NO
55025010200	UPPER	NO
55025010300	MIDDLE	NO
55025010400	MIDDLE	NO
55025010501	MIDDLE	NO
55025010503	MIDDLE	NO
55025010504	MIDDLE	NO
55025010600	MIDDLE	NO
55025010701	UPPER	NO
55025010702	UPPER	NO
55025010801	UPPER	NO
55025010802	UPPER	NO
55025010903	UPPER	NO
55025010905	UPPER	NO
55025010906	UPPER	NO
55025010907	UPPER	NO
55025010908	UPPER	NO
55025011000	MIDDLE	NO
55025011101	MODERATE	NO
55025011103	MIDDLE	NO
55025011104	UPPER	NO
55025011201	UPPER	NO

Dane, WISCONSIN

Census Tract	Tract Income Class	Minority Tract
55025011202	UPPER	NO
55025011301	UPPER	NO
55025011302	MIDDLE	NO
55025011403	UPPER	NO
55025011404	MIDDLE	NO
55025011405	MIDDLE	NO
55025011406	MIDDLE	NO
55025011407	MIDDLE	NO
55025011504	UPPER	NO
55025011505	MIDDLE	NO
55025011506	MODERATE	NO
55025011507	MIDDLE	NO
55025011508	UPPER	NO
55025011600	MIDDLE	NO
55025011700	MIDDLE	NO
55025011800	MIDDLE	NO
55025011900	MIDDLE	NO
55025012002	MIDDLE	NO
55025012003	MIDDLE	NO
55025012004	MIDDLE	NO
55025012100	MIDDLE	NO
55025012201	MIDDLE	NO
55025012202	MIDDLE	NO
55025012300	MIDDLE	NO
55025012400	MIDDLE	NO
55025012501	MIDDLE	NO
55025012502	UPPER	NO



Dane, WISCONSIN

Census Tract	Tract Income Class	Minority Tract
55025012600	MIDDLE	NO
55025012700	MIDDLE	NO
55025012800	MIDDLE	NO
55025012900	MIDDLE	NO
55025013000	MIDDLE	NO
55025013100	MIDDLE	NO
55025013201	MIDDLE	NO
55025013202	UPPER	NO
55025013301	MIDDLE	NO
55025013302	MIDDLE	NO
55025013700	MIDDLE	NO
55025991702	NA	NO
55025991703	NA	NO

Dane, WISCONSIN

Census Tract	Tract Income Class	Minority Tract
Summary Data: Dane		
Number of Census Tracts		125
Number of Minority Tracts		8
Percentage of Minority Tracts		6.40%
Number of Low Income Tracts		5
Percentage of Low Income Tracts		4.00%
Number of Moderate Income Tracts		18
Percentage of Moderate Income Tracts		14.40%
Number of Middle Income Tracts		61
Percentage of Middle Income Tracts		48.80%
Number of Upper Income Tracts		34
Percentage of Upper Income Tracts		27.20%
Number of NA Income Tracts		7
Percentage of NA Income Tracts		5.60%

Dodge, WISCONSIN

Census Tract	Tract Income Class	Minority Tract
55027960600	MIDDLE	NO
55027960700	MIDDLE	NO
55027960800	MIDDLE	NO
55027960900	MIDDLE	NO
55027961000	MIDDLE	NO
55027961100	MIDDLE	NO
55027961200	MODERATE	NO
55027961300	MIDDLE	NO
55027961400	MIDDLE	NO
55027961500	UPPER	NO
55027961600	UPPER	NO
55027961700	MIDDLE	NO
55027961800	MIDDLE	NO
55027961900	UPPER	NO
55027962000	MODERATE	NO

Dodge, WISCONSIN

Census Tract	Tract Income Class	Minority Tract
55027960100	MIDDLE	NO
55027960200	UPPER	NO
55027960300	MIDDLE	NO
55027960400	UPPER	NO
55027960500	MIDDLE	NO



Dodge, WISCONSIN

Census Tract	Tract Income Class	Minority Tract
Summary Data: Dodge		
Number of Census Tracts		20
Number of Minority Tracts		0
Percentage of Minority Tracts		0.00%
Number of Low Income Tracts		0
Percentage of Low Income Tracts		0.00%
Number of Moderate Income Tracts		2
Percentage of Moderate Income Tracts		10.00%
Number of Middle Income Tracts		13
Percentage of Middle Income Tracts		65.00%
Number of Upper Income Tracts		5
Percentage of Upper Income Tracts		25.00%
Number of NA Income Tracts		0
Percentage of NA Income Tracts		0.00%

Door, WISCONSIN

Census Tract	Tract Income Class	Minority Tract
55029100100	MIDDLE	NO
55029100300	MIDDLE	NO
55029100400	MIDDLE	NO
55029100500	MIDDLE	NO
55029100600	MIDDLE	NO

Door, WISCONSIN

Census Tract	Tract Income Class	Minority Tract
55029100700	MIDDLE	NO
55029100800	MIDDLE	NO
55029100900	MIDDLE	NO
55029101000	MIDDLE	NO
55029990000	NA	NO
Summary Data: Door		
Number of Census Tracts		10
Number of Minority Tracts		0
Percentage of Minority Tracts		0.00%
Number of Low Income Tracts		0
Percentage of Low Income Tracts		0.00%
Number of Moderate Income Tracts		0
Percentage of Moderate Income Tracts		0.00%
Number of Middle Income Tracts		9
Percentage of Middle Income Tracts		90.00%
Number of Upper Income Tracts		0
Percentage of Upper Income Tracts		0.00%
Number of NA Income Tracts		1
Percentage of NA Income Tracts		10.00%

Douglas, WISCONSIN

Census Tract	Tract Income Class	Minority Tract
--------------	--------------------	----------------

Douglas, WISCONSIN

Census Tract	Tract Income Class	Minority Tract
55031020300	MODERATE	NO
55031020400	MIDDLE	NO
55031020500	MIDDLE	NO
55031020600	MODERATE	NO
55031020700	MIDDLE	NO
55031020800	MIDDLE	NO
55031020900	MIDDLE	NO
55031021000	MIDDLE	NO
55031021100	LOW	NO
55031030101	MIDDLE	NO
55031030102	MIDDLE	NO
55031030200	MIDDLE	NO
55031030301	MIDDLE	NO
55031030302	MODERATE	NO
55031990000	NA	NO



Douglas, WISCONSIN

Census Tract	Tract Income Class	Minority Tract
Summary Data: Douglas		
Number of Census Tracts		15
Number of Minority Tracts		0
Percentage of Minority Tracts		0.00%
Number of Low Income Tracts		1
Percentage of Low Income Tracts		6.67%
Number of Moderate Income Tracts		3
Percentage of Moderate Income Tracts		20.00%
Number of Middle Income Tracts		10
Percentage of Middle Income Tracts		66.67%
Number of Upper Income Tracts		0
Percentage of Upper Income Tracts		0.00%
Number of NA Income Tracts		1
Percentage of NA Income Tracts		6.67%

Dunn, WISCONSIN

Census Tract	Tract Income Class	Minority Tract
55033970100	MIDDLE	NO
55033970200	MIDDLE	NO
55033970300	MIDDLE	NO
55033970400	MIDDLE	NO
55033970500	MIDDLE	NO

Dunn, WISCONSIN

Census Tract	Tract Income Class	Minority Tract
55033970600	MIDDLE	NO
55033970700	MIDDLE	NO
55033970801	LOW	NO
55033970802	MIDDLE	NO
Summary Data: Dunn		
Number of Census Tracts		9
Number of Minority Tracts		0
Percentage of Minority Tracts		0.00%
Number of Low Income Tracts		1
Percentage of Low Income Tracts		11.11%
Number of Moderate Income Tracts		0
Percentage of Moderate Income Tracts		0.00%
Number of Middle Income Tracts		8
Percentage of Middle Income Tracts		88.89%
Number of Upper Income Tracts		0
Percentage of Upper Income Tracts		0.00%
Number of NA Income Tracts		0
Percentage of NA Income Tracts		0.00%

Eau Claire, WISCONSIN

Census Tract	Tract Income Class	Minority Tract
55035000100	MIDDLE	NO

Eau Claire, WISCONSIN

Census Tract	Tract Income Class	Minority Tract
55035000200	MIDDLE	NO
55035000301	MIDDLE	NO
55035000302	MIDDLE	NO
55035000401	MIDDLE	NO
55035000402	MIDDLE	NO
55035000501	MIDDLE	NO
55035000502	UPPER	NO
55035000600	MODERATE	NO
55035000700	MIDDLE	NO
55035000801	MIDDLE	NO
55035000802	MIDDLE	NO
55035000803	MODERATE	NO
55035000900	UPPER	NO
55035001101	MIDDLE	NO
55035001200	UPPER	NO
55035001300	MIDDLE	NO
55035001401	UPPER	NO
55035001402	MODERATE	NO
55035001500	MIDDLE	NO
55035001600	UPPER	NO
55035001700	UPPER	NO



Eau Claire, WISCONSIN

Census Tract	Tract Income Class	Minority Tract
Summary Data: Eau Claire		
Number of Census Tracts		22
Number of Minority Tracts		0
Percentage of Minority Tracts		0.00%
Number of Low Income Tracts		0
Percentage of Low Income Tracts		0.00%
Number of Moderate Income Tracts		3
Percentage of Moderate Income Tracts		13.64%
Number of Middle Income Tracts		13
Percentage of Middle Income Tracts		59.09%
Number of Upper Income Tracts		6
Percentage of Upper Income Tracts		27.27%
Number of NA Income Tracts		0
Percentage of NA Income Tracts		0.00%

Florence, WISCONSIN

Census Tract	Tract Income Class	Minority Tract
55037190101	MODERATE	NO
55037190102	MIDDLE	NO
55037190200	MIDDLE	NO

Florence, WISCONSIN

Census Tract	Tract Income Class	Minority Tract
Summary Data: Florence		
Number of Census Tracts		3
Number of Minority Tracts		0
Percentage of Minority Tracts		0.00%
Number of Low Income Tracts		0
Percentage of Low Income Tracts		0.00%
Number of Moderate Income Tracts		1
Percentage of Moderate Income Tracts		33.33%
Number of Middle Income Tracts		2
Percentage of Middle Income Tracts		66.67%
Number of Upper Income Tracts		0
Percentage of Upper Income Tracts		0.00%
Number of NA Income Tracts		0
Percentage of NA Income Tracts		0.00%

Fond du Lac, WISCONSIN

Census Tract	Tract Income Class	Minority Tract
55039040100	MIDDLE	NO
55039040200	MODERATE	NO
55039040300	MODERATE	NO
55039040400	MIDDLE	NO
55039040500	MODERATE	NO

Fond du Lac, WISCONSIN

Census Tract	Tract Income Class	Minority Tract
55039040700	MIDDLE	NO
55039040800	MIDDLE	NO
55039040900	MIDDLE	NO
55039041000	MIDDLE	NO
55039041101	UPPER	NO
55039041102	MIDDLE	NO
55039041300	MODERATE	NO
55039041400	MIDDLE	NO
55039041500	MIDDLE	NO
55039041600	MIDDLE	NO
55039041700	MIDDLE	NO
55039041800	MIDDLE	NO
55039041901	UPPER	NO
55039041902	MIDDLE	NO
55039042001	UPPER	NO
55039042002	MIDDLE	NO
55039042100	MIDDLE	NO
55039042200	UPPER	NO



Fond du Lac, WISCONSIN

Census Tract	Tract Income Class	Minority Tract
Summary Data: Fond du Lac		
Number of Census Tracts		23
Number of Minority Tracts		0
Percentage of Minority Tracts		0.00%
Number of Low Income Tracts		0
Percentage of Low Income Tracts		0.00%
Number of Moderate Income Tracts		4
Percentage of Moderate Income Tracts		17.39%
Number of Middle Income Tracts		15
Percentage of Middle Income Tracts		65.22%
Number of Upper Income Tracts		4
Percentage of Upper Income Tracts		17.39%
Number of NA Income Tracts		0
Percentage of NA Income Tracts		0.00%

Forest, WISCONSIN

Census Tract	Tract Income Class	Minority Tract
55041950100	MODERATE	NO
55041950200	MODERATE	NO
55041950300	MODERATE	NO
55041950400	MODERATE	NO

Forest, WISCONSIN

Census Tract	Tract Income Class	Minority Tract
Summary Data: Forest		
Number of Census Tracts		4
Number of Minority Tracts		0
Percentage of Minority Tracts		0.00%
Number of Low Income Tracts		0
Percentage of Low Income Tracts		0.00%
Number of Moderate Income Tracts		4
Percentage of Moderate Income Tracts		100.00%
Number of Middle Income Tracts		0
Percentage of Middle Income Tracts		0.00%
Number of Upper Income Tracts		0
Percentage of Upper Income Tracts		0.00%
Number of NA Income Tracts		0
Percentage of NA Income Tracts		0.00%

Grant, WISCONSIN

Census Tract	Tract Income Class	Minority Tract
55043960100	MIDDLE	NO
55043960200	MIDDLE	NO
55043960300	MIDDLE	NO
55043960400	MIDDLE	NO
55043960500	MIDDLE	NO

Grant, WISCONSIN

Census Tract	Tract Income Class	Minority Tract
55043960600	MIDDLE	NO
55043960700	MIDDLE	NO
55043960800	MIDDLE	NO
55043960900	MIDDLE	NO
55043961000	MIDDLE	NO
55043961100	MIDDLE	NO
55043961200	MIDDLE	NO
Summary Data: Grant		
Number of Census Tracts		12
Number of Minority Tracts		0
Percentage of Minority Tracts		0.00%
Number of Low Income Tracts		0
Percentage of Low Income Tracts		0.00%
Number of Moderate Income Tracts		0
Percentage of Moderate Income Tracts		0.00%
Number of Middle Income Tracts		12
Percentage of Middle Income Tracts		100.00%
Number of Upper Income Tracts		0
Percentage of Upper Income Tracts		0.00%
Number of NA Income Tracts		0
Percentage of NA Income Tracts		0.00%



Green, WISCONSIN

Census Tract	Tract Income Class	Minority Tract
55045960100	MIDDLE	NO
55045960200	MIDDLE	NO
55045960300	MIDDLE	NO
55045960400	MODERATE	NO
55045960500	MODERATE	NO
55045960600	MODERATE	NO
55045960700	MODERATE	NO
55045960800	MODERATE	NO

Summary Data: Green

Number of Census Tracts	8
Number of Minority Tracts	0
Percentage of Minority Tracts	0.00%
Number of Low Income Tracts	0
Percentage of Low Income Tracts	0.00%
Number of Moderate Income Tracts	5
Percentage of Moderate Income Tracts	62.50%
Number of Middle Income Tracts	3
Percentage of Middle Income Tracts	37.50%
Number of Upper Income Tracts	0
Percentage of Upper Income Tracts	0.00%
Number of NA Income Tracts	0
Percentage of NA Income Tracts	0.00%

Green Lake, WISCONSIN

Census Tract	Tract Income Class	Minority Tract
55047100100	MIDDLE	NO
55047100200	MIDDLE	NO
55047100300	MIDDLE	NO
55047100400	MIDDLE	NO
55047100500	MIDDLE	NO
55047100600	MIDDLE	NO

Summary Data: Green Lake

Number of Census Tracts	6
Number of Minority Tracts	0
Percentage of Minority Tracts	0.00%
Number of Low Income Tracts	0
Percentage of Low Income Tracts	0.00%
Number of Moderate Income Tracts	0
Percentage of Moderate Income Tracts	0.00%
Number of Middle Income Tracts	6
Percentage of Middle Income Tracts	100.00%
Number of Upper Income Tracts	0
Percentage of Upper Income Tracts	0.00%
Number of NA Income Tracts	0
Percentage of NA Income Tracts	0.00%

Iowa, WISCONSIN

Census Tract	Tract Income Class	Minority Tract
55049950100	MIDDLE	NO
55049950200	MODERATE	NO
55049950300	MODERATE	NO
55049950400	MIDDLE	NO
55049950500	MIDDLE	NO
55049950600	MIDDLE	NO

Summary Data: Iowa

Number of Census Tracts	6
Number of Minority Tracts	0
Percentage of Minority Tracts	0.00%
Number of Low Income Tracts	0
Percentage of Low Income Tracts	0.00%
Number of Moderate Income Tracts	2
Percentage of Moderate Income Tracts	33.33%
Number of Middle Income Tracts	4
Percentage of Middle Income Tracts	66.67%
Number of Upper Income Tracts	0
Percentage of Upper Income Tracts	0.00%
Number of NA Income Tracts	0
Percentage of NA Income Tracts	0.00%

Iron, WISCONSIN

Census Tract	Tract Income Class	Minority Tract
55051180100	MODERATE	NO
55051180200	MIDDLE	NO
55051180300	MIDDLE	NO
55051990000	NA	NO

Summary Data: Iron

Number of Census Tracts	4
Number of Minority Tracts	0
Percentage of Minority Tracts	0.00%
Number of Low Income Tracts	0
Percentage of Low Income Tracts	0.00%
Number of Moderate Income Tracts	1
Percentage of Moderate Income Tracts	25.00%
Number of Middle Income Tracts	2
Percentage of Middle Income Tracts	50.00%
Number of Upper Income Tracts	0
Percentage of Upper Income Tracts	0.00%
Number of NA Income Tracts	1
Percentage of NA Income Tracts	25.00%

Jackson, WISCONSIN

Census Tract	Tract Income Class	Minority Tract
55053960200	MIDDLE	NO
55053960300	MIDDLE	NO
55053960400	MIDDLE	NO
55053960500	MIDDLE	NO

Summary Data: Jackson

Number of Census Tracts	5
Number of Minority Tracts	0
Percentage of Minority Tracts	0.00%
Number of Low Income Tracts	0
Percentage of Low Income Tracts	0.00%
Number of Moderate Income Tracts	0
Percentage of Moderate Income Tracts	0.00%
Number of Middle Income Tracts	5
Percentage of Middle Income Tracts	100.00%
Number of Upper Income Tracts	0
Percentage of Upper Income Tracts	0.00%
Number of NA Income Tracts	0
Percentage of NA Income Tracts	0.00%

Jefferson, WISCONSIN

Census Tract	Tract Income Class	Minority Tract
55055100200	MIDDLE	NO
55055100301	MIDDLE	NO
55055100302	MODERATE	NO
55055100400	MIDDLE	NO
55055100500	UPPER	NO
55055100601	UPPER	NO
55055100602	UPPER	NO
55055100700	UPPER	NO
55055100800	UPPER	NO
55055100900	UPPER	NO
55055101000	MIDDLE	NO
55055101100	MIDDLE	NO
55055101201	MIDDLE	NO
55055101202	UPPER	NO
55055101300	UPPER	NO
55055101400	MIDDLE	NO
55055101500	MIDDLE	NO
55055101600	MIDDLE	NO
55055101701	UPPER	NO
55055101702	UPPER	NO

Jackson, WISCONSIN

Census Tract	Tract Income Class	Minority Tract
55053960100	MIDDLE	NO

Jefferson, WISCONSIN

Census Tract	Tract Income Class	Minority Tract
55055100100	MIDDLE	NO



Jefferson, WISCONSIN

Census Tract	Tract Income Class	Minority Tract
Summary Data: Jefferson		
Number of Census Tracts		21
Number of Minority Tracts		0
Percentage of Minority Tracts		0.00%
Number of Low Income Tracts		0
Percentage of Low Income Tracts		0.00%
Number of Moderate Income Tracts		1
Percentage of Moderate Income Tracts		4.76%
Number of Middle Income Tracts		10
Percentage of Middle Income Tracts		47.62%
Number of Upper Income Tracts		10
Percentage of Upper Income Tracts		47.62%
Number of NA Income Tracts		0
Percentage of NA Income Tracts		0.00%

Juneau, WISCONSIN

Census Tract	Tract Income Class	Minority Tract
55057100100	MIDDLE	NO
55057100200	MIDDLE	NO
55057100301	MIDDLE	NO
55057100302	MIDDLE	NO
55057100400	MIDDLE	NO

Juneau, WISCONSIN

Census Tract	Tract Income Class	Minority Tract
55057100500	MIDDLE	NO
55057100600	MIDDLE	NO
55057100700	MIDDLE	NO
Summary Data: Juneau		
Number of Census Tracts		8
Number of Minority Tracts		0
Percentage of Minority Tracts		0.00%
Number of Low Income Tracts		0
Percentage of Low Income Tracts		0.00%
Number of Moderate Income Tracts		0
Percentage of Moderate Income Tracts		0.00%
Number of Middle Income Tracts		8
Percentage of Middle Income Tracts		100.00%
Number of Upper Income Tracts		0
Percentage of Upper Income Tracts		0.00%
Number of NA Income Tracts		0
Percentage of NA Income Tracts		0.00%

Kenosha, WISCONSIN

Census Tract	Tract Income Class	Minority Tract
55059000101	MIDDLE	NO
55059000102	MODERATE	NO

Kenosha, WISCONSIN

Census Tract	Tract Income Class	Minority Tract
55059000300	LOW	NO
55059000400	MODERATE	NO
55059000501	MODERATE	NO
55059000502	MODERATE	NO
55059000601	MIDDLE	NO
55059000603	MIDDLE	NO
55059000604	MIDDLE	NO
55059000700	MODERATE	YES
55059000800	MODERATE	YES
55059000900	LOW	YES
55059001000	NA	NO
55059001100	LOW	YES
55059001200	LOW	NO
55059001300	MODERATE	NO
55059001401	MIDDLE	NO
55059001402	MODERATE	NO
55059001500	MODERATE	NO
55059001600	LOW	YES
55059001700	MODERATE	NO
55059001800	LOW	NO
55059001900	MIDDLE	NO
55059002000	UPPER	NO
55059002100	LOW	NO
55059002200	MODERATE	NO
55059002300	MIDDLE	NO
55059002400	MODERATE	NO
55059002500	MIDDLE	NO



Kenosha, WISCONSIN

Census Tract	Tract Income Class	Minority Tract
55059002603	MIDDLE	NO
55059002604	MIDDLE	NO
55059002605	MIDDLE	NO
55059002606	MIDDLE	NO
55059002700	MIDDLE	NO
55059002801	MIDDLE	NO
55059002802	MIDDLE	NO
55059002903	MIDDLE	NO
55059002904	MIDDLE	NO
55059002905	MIDDLE	NO
55059002906	MIDDLE	NO
55059003001	MIDDLE	NO
55059003002	MIDDLE	NO
55059990000	NA	NO

Kenosha, WISCONSIN

Census Tract	Tract Income Class	Minority Tract
Summary Data: Kenosha		
Number of Census Tracts		43
Number of Minority Tracts		5
Percentage of Minority Tracts		11.63%
Number of Low Income Tracts		7
Percentage of Low Income Tracts		16.28%
Number of Moderate Income Tracts		12
Percentage of Moderate Income Tracts		27.91%
Number of Middle Income Tracts		21
Percentage of Middle Income Tracts		48.84%
Number of Upper Income Tracts		1
Percentage of Upper Income Tracts		2.33%
Number of NA Income Tracts		2
Percentage of NA Income Tracts		4.65%

Kewaunee, WISCONSIN

Census Tract	Tract Income Class	Minority Tract
55061960100	MIDDLE	NO
55061960200	MIDDLE	NO
55061960401	MIDDLE	NO
55061960402	MIDDLE	NO
55061960500	MIDDLE	NO

Kewaunee, WISCONSIN

Census Tract	Tract Income Class	Minority Tract
55061990000	NA	NO
Summary Data: Kewaunee		
Number of Census Tracts		6
Number of Minority Tracts		0
Percentage of Minority Tracts		0.00%
Number of Low Income Tracts		0
Percentage of Low Income Tracts		0.00%
Number of Moderate Income Tracts		0
Percentage of Moderate Income Tracts		0.00%
Number of Middle Income Tracts		5
Percentage of Middle Income Tracts		83.33%
Number of Upper Income Tracts		0
Percentage of Upper Income Tracts		0.00%
Number of NA Income Tracts		1
Percentage of NA Income Tracts		16.67%

La Crosse, WISCONSIN

Census Tract	Tract Income Class	Minority Tract
55063000100	MODERATE	NO
55063000200	MODERATE	NO
55063000300	NA	NO
55063000401	LOW	NO



La Crosse, WISCONSIN

Census Tract	Tract Income Class	Minority Tract
55063000402	NA	NO
55063000500	MODERATE	NO
55063000600	UPPER	NO
55063000700	MIDDLE	NO
55063000800	UPPER	NO
55063000900	MIDDLE	NO
55063001000	MODERATE	NO
55063001101	MIDDLE	NO
55063001102	MODERATE	NO
55063001200	MIDDLE	NO
55063010101	MIDDLE	NO
55063010102	MIDDLE	NO
55063010202	MIDDLE	NO
55063010203	MIDDLE	NO
55063010204	MIDDLE	NO
55063010205	UPPER	NO
55063010300	MIDDLE	NO
55063010401	UPPER	NO
55063010403	MIDDLE	NO
55063010404	UPPER	NO
55063010500	MIDDLE	NO
55063010600	MIDDLE	NO
55063010700	MIDDLE	NO
55063010800	MIDDLE	NO

La Crosse, WISCONSIN

Census Tract	Tract Income Class	Minority Tract
Summary Data: La Crosse		
Number of Census Tracts		28
Number of Minority Tracts		0
Percentage of Minority Tracts		0.00%
Number of Low Income Tracts		1
Percentage of Low Income Tracts		3.57%
Number of Moderate Income Tracts		5
Percentage of Moderate Income Tracts		17.86%
Number of Middle Income Tracts		15
Percentage of Middle Income Tracts		53.57%
Number of Upper Income Tracts		5
Percentage of Upper Income Tracts		17.86%
Number of NA Income Tracts		2
Percentage of NA Income Tracts		7.14%

Lafayette, WISCONSIN

Census Tract	Tract Income Class	Minority Tract
55065970100	MIDDLE	NO
55065970200	MIDDLE	NO
55065970300	MIDDLE	NO
55065970400	MIDDLE	NO
55065970500	MIDDLE	NO

Lafayette, WISCONSIN

Census Tract	Tract Income Class	Minority Tract
Summary Data: Lafayette		
Number of Census Tracts		5
Number of Minority Tracts		0
Percentage of Minority Tracts		0.00%
Number of Low Income Tracts		0
Percentage of Low Income Tracts		0.00%
Number of Moderate Income Tracts		0
Percentage of Moderate Income Tracts		0.00%
Number of Middle Income Tracts		5
Percentage of Middle Income Tracts		100.00%
Number of Upper Income Tracts		0
Percentage of Upper Income Tracts		0.00%
Number of NA Income Tracts		0
Percentage of NA Income Tracts		0.00%

Langlade, WISCONSIN

Census Tract	Tract Income Class	Minority Tract
55067960101	MIDDLE	NO
55067960102	MIDDLE	NO
55067960300	MIDDLE	NO
55067960400	MIDDLE	NO
55067960500	MODERATE	NO



Langlade, WISCONSIN

Census Tract	Tract Income Class	Minority Tract
55067960600	MODERATE	NO
55067960700	MIDDLE	NO

Summary Data: Langlade

Number of Census Tracts	7
Number of Minority Tracts	0
Percentage of Minority Tracts	0.00%
Number of Low Income Tracts	0
Percentage of Low Income Tracts	0.00%
Number of Moderate Income Tracts	2
Percentage of Moderate Income Tracts	28.57%
Number of Middle Income Tracts	5
Percentage of Middle Income Tracts	71.43%
Number of Upper Income Tracts	0
Percentage of Upper Income Tracts	0.00%
Number of NA Income Tracts	0
Percentage of NA Income Tracts	0.00%

Lincoln, WISCONSIN

Census Tract	Tract Income Class	Minority Tract
55069960100	MIDDLE	NO
55069960200	MIDDLE	NO
55069960300	MIDDLE	NO

Lincoln, WISCONSIN

Census Tract	Tract Income Class	Minority Tract
55069960400	MIDDLE	NO
55069960500	MIDDLE	NO
55069960600	MIDDLE	NO
55069960700	MIDDLE	NO
55069960800	MIDDLE	NO
55069960900	MODERATE	NO
55069961000	MIDDLE	NO

Summary Data: Lincoln

Number of Census Tracts	10
Number of Minority Tracts	0
Percentage of Minority Tracts	0.00%
Number of Low Income Tracts	0
Percentage of Low Income Tracts	0.00%
Number of Moderate Income Tracts	1
Percentage of Moderate Income Tracts	10.00%
Number of Middle Income Tracts	9
Percentage of Middle Income Tracts	90.00%
Number of Upper Income Tracts	0
Percentage of Upper Income Tracts	0.00%
Number of NA Income Tracts	0
Percentage of NA Income Tracts	0.00%

Manitowoc, WISCONSIN

Census Tract	Tract Income Class	Minority Tract
55071000100	MIDDLE	NO
55071000200	MIDDLE	NO
55071000300	UPPER	NO
55071000400	MIDDLE	NO
55071000500	MODERATE	NO
55071000600	MIDDLE	NO
55071000700	MODERATE	NO
55071000800	MIDDLE	NO
55071005100	MIDDLE	NO
55071005200	MIDDLE	NO
55071005300	MIDDLE	NO
55071005400	MIDDLE	NO
55071010100	MIDDLE	NO
55071010200	MIDDLE	NO
55071010300	MIDDLE	NO
55071010400	MIDDLE	NO
55071010500	UPPER	NO
55071010600	MIDDLE	NO
55071010700	MIDDLE	NO
55071990000	NA	NO



Manitowoc, WISCONSIN

Census Tract	Tract Income Class	Minority Tract
Summary Data: Manitowoc		
Number of Census Tracts		20
Number of Minority Tracts		0
Percentage of Minority Tracts		0.00%
Number of Low Income Tracts		0
Percentage of Low Income Tracts		0.00%
Number of Moderate Income Tracts		2
Percentage of Moderate Income Tracts		10.00%
Number of Middle Income Tracts		15
Percentage of Middle Income Tracts		75.00%
Number of Upper Income Tracts		2
Percentage of Upper Income Tracts		10.00%
Number of NA Income Tracts		1
Percentage of NA Income Tracts		5.00%

Marathon, WISCONSIN

Census Tract	Tract Income Class	Minority Tract
55073000100	MODERATE	NO
55073000200	MIDDLE	NO
55073000300	MIDDLE	NO
55073000400	MODERATE	NO
55073000500	MODERATE	NO

Marathon, WISCONSIN

Census Tract	Tract Income Class	Minority Tract
55073000601	MODERATE	NO
55073000602	MODERATE	NO
55073000700	MODERATE	NO
55073000800	MIDDLE	NO
55073000900	MIDDLE	NO
55073001000	MIDDLE	NO
55073001103	MIDDLE	NO
55073001104	MIDDLE	NO
55073001105	MIDDLE	NO
55073001106	UPPER	NO
55073001202	MIDDLE	NO
55073001203	MIDDLE	NO
55073001204	MIDDLE	NO
55073001300	MIDDLE	NO
55073001401	MIDDLE	NO
55073001402	MIDDLE	NO
55073001500	UPPER	NO
55073001600	MIDDLE	NO
55073001700	MIDDLE	NO
55073001800	MIDDLE	NO
55073001900	MIDDLE	NO
55073002000	MODERATE	NO
55073002101	MIDDLE	NO
55073002102	UPPER	NO
55073002200	MODERATE	NO
55073002301	MIDDLE	NO
55073002302	MIDDLE	NO

Marathon, WISCONSIN

Census Tract	Tract Income Class	Minority Tract
Summary Data: Marathon		
Number of Census Tracts		32
Number of Minority Tracts		0
Percentage of Minority Tracts		0.00%
Number of Low Income Tracts		0
Percentage of Low Income Tracts		0.00%
Number of Moderate Income Tracts		8
Percentage of Moderate Income Tracts		25.00%
Number of Middle Income Tracts		21
Percentage of Middle Income Tracts		65.63%
Number of Upper Income Tracts		3
Percentage of Upper Income Tracts		9.38%
Number of NA Income Tracts		0
Percentage of NA Income Tracts		0.00%

Marinette, WISCONSIN

Census Tract	Tract Income Class	Minority Tract
55075960100	MIDDLE	NO
55075960200	MODERATE	NO
55075960600	MIDDLE	NO
55075960700	MODERATE	NO
55075960800	MIDDLE	NO



Marinette, WISCONSIN

Census Tract	Tract Income Class	Minority Tract
55075960900	MIDDLE	NO
55075961000	MIDDLE	NO
55075961100	MIDDLE	NO
55075961200	MIDDLE	NO
55075961300	MIDDLE	NO
55075961400	MIDDLE	NO
55075961500	MIDDLE	NO
55075990000	NA	NO

Summary Data: Marinette

Number of Census Tracts	13
Number of Minority Tracts	0
Percentage of Minority Tracts	0.00%
Number of Low Income Tracts	0
Percentage of Low Income Tracts	0.00%
Number of Moderate Income Tracts	2
Percentage of Moderate Income Tracts	15.38%
Number of Middle Income Tracts	10
Percentage of Middle Income Tracts	76.92%
Number of Upper Income Tracts	0
Percentage of Upper Income Tracts	0.00%
Number of NA Income Tracts	1
Percentage of NA Income Tracts	7.69%

Marquette, WISCONSIN

Census Tract	Tract Income Class	Minority Tract
55077960100	MIDDLE	NO
55077960200	MIDDLE	NO
55077960300	MIDDLE	NO
55077960400	MIDDLE	NO
55077960500	MIDDLE	NO

Summary Data: Marquette

Number of Census Tracts	5
Number of Minority Tracts	0
Percentage of Minority Tracts	0.00%
Number of Low Income Tracts	0
Percentage of Low Income Tracts	0.00%
Number of Moderate Income Tracts	0
Percentage of Moderate Income Tracts	0.00%
Number of Middle Income Tracts	5
Percentage of Middle Income Tracts	100.00%
Number of Upper Income Tracts	0
Percentage of Upper Income Tracts	0.00%
Number of NA Income Tracts	0
Percentage of NA Income Tracts	0.00%

Menominee, WISCONSIN

Census Tract	Tract Income Class	Minority Tract
55079000101	MODERATE	YES
55079000102	MODERATE	YES

Menominee, WISCONSIN

Census Tract	Tract Income Class	Minority Tract
55078940101	MODERATE	YES
55078940103	MODERATE	YES
55078940104	MIDDLE	YES

Summary Data: Menominee

Number of Census Tracts	3
Number of Minority Tracts	3
Percentage of Minority Tracts	100.00%
Number of Low Income Tracts	0
Percentage of Low Income Tracts	0.00%
Number of Moderate Income Tracts	2
Percentage of Moderate Income Tracts	66.67%
Number of Middle Income Tracts	1
Percentage of Middle Income Tracts	33.33%
Number of Upper Income Tracts	0
Percentage of Upper Income Tracts	0.00%
Number of NA Income Tracts	0
Percentage of NA Income Tracts	0.00%

Milwaukee, WISCONSIN

Census Tract	Tract Income Class	Minority Tract
55079000101	MODERATE	YES
55079000102	MODERATE	YES



Milwaukee, WISCONSIN		
Census Tract	Tract Income Class	Minority Tract
55079000201	LOW	YES
55079000202	MIDDLE	YES
55079000301	MIDDLE	NO
55079000302	MODERATE	YES
55079000303	MIDDLE	YES
55079000304	UPPER	YES
55079000400	LOW	YES
55079000501	MODERATE	YES
55079000502	LOW	YES
55079000600	MODERATE	YES
55079000700	MODERATE	YES
55079000800	MODERATE	YES
55079000900	LOW	YES
55079001000	LOW	YES
55079001100	MODERATE	YES
55079001200	LOW	YES
55079001300	MODERATE	YES
55079001400	MODERATE	YES
55079001500	MODERATE	YES
55079001600	MODERATE	YES
55079001700	MODERATE	YES
55079001800	LOW	YES
55079001900	LOW	YES
55079002000	LOW	YES
55079002100	LOW	YES
55079002200	MODERATE	YES
55079002300	LOW	YES

Milwaukee, WISCONSIN		
Census Tract	Tract Income Class	Minority Tract
55079002400	MODERATE	YES
55079002500	LOW	YES
55079002600	LOW	YES
55079002700	LOW	YES
55079002800	LOW	YES
55079002900	LOW	YES
55079003000	MODERATE	YES
55079003100	MODERATE	YES
55079003200	MODERATE	YES
55079003300	MODERATE	YES
55079003400	LOW	YES
55079003500	MODERATE	YES
55079003600	MODERATE	YES
55079003700	MIDDLE	YES
55079003800	MODERATE	YES
55079003900	LOW	YES
55079004000	LOW	YES
55079004100	LOW	YES
55079004200	LOW	YES
55079004300	MODERATE	YES
55079004400	LOW	YES
55079004500	LOW	YES
55079004600	LOW	YES
55079004700	UPPER	YES
55079004800	LOW	YES
55079004900	MODERATE	YES
55079005000	MODERATE	YES

Milwaukee, WISCONSIN		
Census Tract	Tract Income Class	Minority Tract
55079005100	MODERATE	YES
55079005200	MIDDLE	YES
55079005300	MODERATE	YES
55079005400	MIDDLE	NO
55079005500	MIDDLE	NO
55079005600	UPPER	NO
55079005700	MIDDLE	NO
55079005800	MIDDLE	NO
55079005900	MODERATE	YES
55079006000	LOW	YES
55079006100	MODERATE	YES
55079006200	LOW	YES
55079006300	LOW	YES
55079006400	LOW	YES
55079006500	LOW	YES
55079006600	LOW	YES
55079006700	LOW	YES
55079006800	LOW	YES
55079006900	LOW	YES
55079007000	LOW	YES
55079007100	MODERATE	NO
55079007200	MIDDLE	NO
55079007300	MIDDLE	NO
55079007400	UPPER	NO
55079007500	UPPER	NO
55079007600	UPPER	NO
55079007700	MIDDLE	NO



Milwaukee, WISCONSIN

Census Tract	Tract Income Class	Minority Tract
55079007800	MIDDLE	NO
55079007900	MODERATE	NO
55079008000	MODERATE	NO
55079008100	LOW	YES
55079008400	LOW	YES
55079008500	LOW	YES
55079008600	MODERATE	YES
55079008700	LOW	YES
55079008800	LOW	YES
55079008900	LOW	YES
55079009000	LOW	YES
55079009100	LOW	YES
55079009200	MODERATE	YES
55079009300	MIDDLE	YES
55079009400	MIDDLE	NO
55079009500	MIDDLE	NO
55079009600	LOW	YES
55079009700	NA	YES
55079009800	LOW	YES
55079009900	LOW	YES
55079010600	LOW	YES
55079010700	MIDDLE	NO
55079010800	MODERATE	NO
55079011000	UPPER	NO
55079011100	MIDDLE	NO
55079011200	UPPER	NO
55079011300	UPPER	NO

Milwaukee, WISCONSIN

Census Tract	Tract Income Class	Minority Tract
55079011400	UPPER	NO
55079012200	MIDDLE	YES
55079012300	LOW	YES
55079012400	MODERATE	YES
55079012500	MIDDLE	NO
55079012600	MODERATE	NO
55079012700	MIDDLE	NO
55079012800	MIDDLE	NO
55079012900	MODERATE	NO
55079013000	MODERATE	NO
55079013300	LOW	YES
55079013400	NA	YES
55079013500	LOW	YES
55079013600	LOW	YES
55079013700	LOW	YES
55079014100	LOW	YES
55079014300	UPPER	NO
55079014400	UPPER	NO
55079014600	NA	NO
55079014700	NA	NO
55079014800	NA	YES
55079014900	NA	YES
55079015700	LOW	YES
55079015800	LOW	YES
55079015900	LOW	YES
55079016000	LOW	YES
55079016100	MODERATE	YES

Milwaukee, WISCONSIN

Census Tract	Tract Income Class	Minority Tract
55079016200	MODERATE	YES
55079016300	LOW	YES
55079016400	LOW	YES
55079016500	LOW	YES
55079016600	LOW	YES
55079016700	LOW	YES
55079016800	LOW	YES
55079016900	LOW	YES
55079017000	LOW	YES
55079017100	MODERATE	YES
55079017200	MODERATE	YES
55079017300	MODERATE	YES
55079017400	LOW	YES
55079017500	LOW	YES
55079017600	LOW	YES
55079017900	MIDDLE	NO
55079018000	MIDDLE	NO
55079018100	MIDDLE	NO
55079018200	UPPER	NO
55079018300	MIDDLE	NO
55079018400	MIDDLE	NO
55079018500	MIDDLE	NO
55079018600	LOW	YES
55079018700	LOW	YES
55079018800	MODERATE	YES
55079018900	MODERATE	YES
55079019000	MIDDLE	YES



Milwaukee, WISCONSIN


Census Tract	Tract Income Class	Minority Tract
55079019100	MIDDLE	YES
55079019200	MIDDLE	NO
55079019300	MIDDLE	NO
55079019400	MODERATE	NO
55079019500	MIDDLE	NO
55079019600	MIDDLE	NO
55079019700	MIDDLE	NO
55079019800	MIDDLE	NO
55079019900	MODERATE	NO
55079020000	MODERATE	YES
55079020100	MODERATE	YES
55079020200	MODERATE	YES
55079020300	MODERATE	YES
55079020400	MODERATE	YES
55079020500	LOW	YES
55079020600	MODERATE	NO
55079020700	MIDDLE	NO
55079020800	MIDDLE	NO
55079020900	MIDDLE	NO
55079021000	MIDDLE	NO
55079021100	MIDDLE	NO
55079021200	MODERATE	NO
55079021300	MODERATE	YES
55079021400	LOW	YES
55079021500	MIDDLE	NO
55079021600	MODERATE	NO
55079021700	MIDDLE	NO

Milwaukee, WISCONSIN

Census Tract	Tract Income Class	Minority Tract
55079021800	MODERATE	NO
55079030100	UPPER	NO
55079035100	UPPER	NO
55079035200	UPPER	NO
55079040100	UPPER	NO
55079050101	MIDDLE	YES
55079050103	UPPER	YES
55079050104	MIDDLE	YES
55079060101	UPPER	NO
55079060102	UPPER	NO
55079060200	MIDDLE	NO
55079070100	UPPER	NO
55079070200	UPPER	NO
55079070300	UPPER	NO
55079080100	MIDDLE	NO
55079080200	UPPER	NO
55079080300	UPPER	NO
55079080400	MIDDLE	NO
55079090100	MIDDLE	NO
55079090200	MIDDLE	NO
55079090300	MIDDLE	NO
55079090600	MIDDLE	NO
55079090700	UPPER	NO
55079090800	UPPER	NO
55079090900	UPPER	NO
55079091000	UPPER	NO
55079091100	UPPER	NO

Milwaukee, WISCONSIN

Census Tract	Tract Income Class	Minority Tract
55079091200	MIDDLE	NO
55079091300	UPPER	NO
55079091400	UPPER	NO
55079100100	MODERATE	NO
55079100200	MODERATE	NO
55079100300	MODERATE	NO
55079100400	MODERATE	NO
55079100500	MIDDLE	NO
55079100600	MIDDLE	NO
55079100700	MIDDLE	NO
55079100800	MIDDLE	NO
55079100900	MODERATE	NO
55079101000	MIDDLE	NO
55079101100	MODERATE	NO
55079101200	MIDDLE	NO
55079101300	MIDDLE	NO
55079101400	MIDDLE	NO
55079101500	MIDDLE	NO
55079101600	MODERATE	NO
55079101700	MIDDLE	NO
55079101800	MIDDLE	NO
55079110100	MODERATE	YES
55079120101	UPPER	NO
55079120102	MIDDLE	NO
55079120201	MODERATE	NO
55079120202	MIDDLE	NO
55079120203	MODERATE	NO



Milwaukee, WISCONSIN

Census Tract	Tract Income Class	Minority Tract
55079120300	MIDDLE	NO
55079120400	MIDDLE	NO
55079120501	MIDDLE	NO
55079120502	MIDDLE	NO
55079130100	MIDDLE	NO
55079130200	UPPER	NO
55079140100	UPPER	NO
55079140201	MIDDLE	NO
55079140202	MIDDLE	NO
55079150100	MIDDLE	NO
55079150301	UPPER	NO
55079150303	UPPER	NO
55079150304	UPPER	NO
55079160101	MIDDLE	NO
55079160102	MIDDLE	NO
55079160202	MIDDLE	NO
55079160203	MIDDLE	NO
55079160205	MIDDLE	NO
55079160206	MIDDLE	NO
55079160301	UPPER	NO
55079160302	UPPER	NO
55079170100	MIDDLE	NO
55079170200	MODERATE	NO
55079170300	MODERATE	NO
55079170400	MIDDLE	NO
55079170500	MODERATE	NO
55079170600	MODERATE	NO

Milwaukee, WISCONSIN

Census Tract	Tract Income Class	Minority Tract
55079170700	MIDDLE	NO
55079180100	MIDDLE	NO
55079180200	MIDDLE	NO
55079180300	MODERATE	NO
55079180400	MIDDLE	NO
55079180500	MIDDLE	NO
55079185100	MIDDLE	NO
55079185200	MIDDLE	NO
55079185300	MIDDLE	NO
55079185400	LOW	YES
55079185500	LOW	YES
55079185600	NA	YES
55079185700	LOW	YES
55079185800	LOW	YES
55079185900	MODERATE	YES
55079186000	LOW	YES
55079186100	LOW	YES
55079186200	LOW	YES
55079186300	MIDDLE	NO
55079186400	UPPER	NO
55079186500	MODERATE	YES
55079186600	LOW	YES
55079186800	LOW	YES
55079186900	UPPER	NO
55079187000	UPPER	NO
55079187200	UPPER	NO
55079187300	UPPER	NO

Milwaukee, WISCONSIN


Census Tract	Tract Income Class	Minority Tract
55079187400	UPPER	NO
55079980000	NA	YES
55079990000	NA	NO

Summary Data: Milwaukee

Number of Census Tracts	302
Number of Minority Tracts	148
Percentage of Minority Tracts	49.01%
Number of Low Income Tracts	81
Percentage of Low Income Tracts	26.82%
Number of Moderate Income Tracts	75
Percentage of Moderate Income Tracts	24.83%
Number of Middle Income Tracts	91
Percentage of Middle Income Tracts	30.13%
Number of Upper Income Tracts	46
Percentage of Upper Income Tracts	15.23%
Number of NA Income Tracts	9
Percentage of NA Income Tracts	2.98%

Monroe, WISCONSIN

Census Tract	Tract Income Class	Minority Tract
55081950100	MIDDLE	NO
55081950200	MIDDLE	NO



Monroe, WISCONSIN

Census Tract	Tract Income Class	Minority Tract
55081950300	MIDDLE	NO
55081950400	MIDDLE	NO
55081950500	MIDDLE	NO
55081950600	MODERATE	NO
55081950700	MIDDLE	NO
55081950800	MIDDLE	NO
55081950900	UPPER	NO

Summary Data: Monroe		
Number of Census Tracts		9
Number of Minority Tracts		0
Percentage of Minority Tracts		0.00%
Number of Low Income Tracts		0
Percentage of Low Income Tracts		0.00%
Number of Moderate Income Tracts		1
Percentage of Moderate Income Tracts		11.11%
Number of Middle Income Tracts		7
Percentage of Middle Income Tracts		77.78%
Number of Upper Income Tracts		1
Percentage of Upper Income Tracts		11.11%
Number of NA Income Tracts		0
Percentage of NA Income Tracts		0.00%

Oconto, WISCONSIN

Census Tract	Tract Income Class	Minority Tract
55083100300	MIDDLE	NO
55083100500	MODERATE	NO
55083100600	MODERATE	NO
55083100700	MODERATE	NO
55083100800	MIDDLE	NO
55083100900	MIDDLE	NO
55083101000	MODERATE	NO
55083101100	MIDDLE	NO
55083101200	MIDDLE	NO
55083101301	UPPER	NO
55083101302	MIDDLE	NO
55083990000	NA	NO

Oconto, WISCONSIN

Census Tract	Tract Income Class	Minority Tract
Summary Data: Oconto		
Number of Census Tracts		12
Number of Minority Tracts		0
Percentage of Minority Tracts		0.00%
Number of Low Income Tracts		0
Percentage of Low Income Tracts		0.00%
Number of Moderate Income Tracts		4
Percentage of Moderate Income Tracts		33.33%
Number of Middle Income Tracts		6
Percentage of Middle Income Tracts		50.00%
Number of Upper Income Tracts		1
Percentage of Upper Income Tracts		8.33%
Number of NA Income Tracts		1
Percentage of NA Income Tracts		8.33%

Oneida, WISCONSIN

Census Tract	Tract Income Class	Minority Tract
55085970101	MIDDLE	NO
55085970103	MIDDLE	NO
55085970104	MIDDLE	NO
55085970400	MIDDLE	NO
55085970500	UPPER	NO



Oneida, WISCONSIN

Census Tract	Tract Income Class	Minority Tract
55085970601	MIDDLE	NO
55085970603	MIDDLE	NO
55085970604	MIDDLE	NO
55085970800	UPPER	NO
55085970900	MIDDLE	NO
55085971001	MIDDLE	NO
55085971002	MIDDLE	NO
55085971100	MIDDLE	NO
55085971300	UPPER	NO
55085971400	MIDDLE	NO
55085971500	MIDDLE	NO

Oneida, WISCONSIN

Census Tract	Tract Income Class	Minority Tract
Summary Data: Oneida		
Number of Census Tracts		16
Number of Minority Tracts		0
Percentage of Minority Tracts		0.00%
Number of Low Income Tracts		0
Percentage of Low Income Tracts		0.00%
Number of Moderate Income Tracts		0
Percentage of Moderate Income Tracts		0.00%
Number of Middle Income Tracts		13
Percentage of Middle Income Tracts		81.25%
Number of Upper Income Tracts		3
Percentage of Upper Income Tracts		18.75%
Number of NA Income Tracts		0
Percentage of NA Income Tracts		0.00%

Outagamie, WISCONSIN

Census Tract	Tract Income Class	Minority Tract
55087010100	LOW	NO
55087010200	MODERATE	NO
55087010300	LOW	NO
55087010501	MODERATE	NO
55087010502	UPPER	NO

Outagamie, WISCONSIN

Census Tract	Tract Income Class	Minority Tract
55087010601	MIDDLE	NO
55087010602	MIDDLE	NO
55087010700	MODERATE	NO
55087010800	MODERATE	NO
55087010900	MIDDLE	NO
55087011001	MODERATE	NO
55087011002	MIDDLE	NO
55087011101	MIDDLE	NO
55087011103	MIDDLE	NO
55087011104	MIDDLE	NO
55087011200	MIDDLE	NO
55087011300	MIDDLE	NO
55087011400	MIDDLE	NO
55087011501	MODERATE	NO
55087011502	MIDDLE	NO
55087011600	MIDDLE	NO
55087011700	MIDDLE	NO
55087011800	MODERATE	NO
55087011901	MODERATE	NO
55087011902	MIDDLE	NO
55087012000	UPPER	NO
55087012101	MIDDLE	NO
55087012102	MIDDLE	NO
55087012200	MODERATE	NO
55087012300	MODERATE	NO
55087012400	MIDDLE	NO
55087012503	UPPER	NO



Outagamie, WISCONSIN

Census Tract	Tract Income Class	Minority Tract
55087012504	MIDDLE	NO
55087012505	UPPER	NO
55087012506	MIDDLE	NO
55087012602	UPPER	NO
55087012603	MIDDLE	NO
55087012604	UPPER	NO
55087012700	MIDDLE	NO
55087012800	MIDDLE	NO
55087012902	UPPER	NO
55087012903	MIDDLE	NO
55087012904	MIDDLE	NO
55087013100	MIDDLE	NO
55087013200	MIDDLE	NO
55087013300	UPPER	NO
55087940000	MODERATE	YES

Outagamie, WISCONSIN

Census Tract	Tract Income Class	Minority Tract
Summary Data: Outagamie		
Number of Census Tracts		47
Number of Minority Tracts		1
Percentage of Minority Tracts		2.13%
Number of Low Income Tracts		2
Percentage of Low Income Tracts		4.26%
Number of Moderate Income Tracts		11
Percentage of Moderate Income Tracts		23.40%
Number of Middle Income Tracts		26
Percentage of Middle Income Tracts		55.32%
Number of Upper Income Tracts		8
Percentage of Upper Income Tracts		17.02%
Number of NA Income Tracts		0
Percentage of NA Income Tracts		0.00%

Ozaukee, WISCONSIN

Census Tract	Tract Income Class	Minority Tract
55089630202	MIDDLE	NO
55089640101	MIDDLE	NO
55089640102	MIDDLE	NO
55089640201	UPPER	NO
55089640202	UPPER	NO
55089650102	MIDDLE	NO
55089650103	UPPER	NO
55089650104	UPPER	NO
55089650200	UPPER	NO
55089650300	UPPER	NO
55089660100	MIDDLE	NO
55089660201	UPPER	NO
55089660202	UPPER	NO
55089660301	UPPER	NO
55089660303	UPPER	NO
55089660304	UPPER	NO
55089990000	NA	NO

Ozaukee, WISCONSIN

Census Tract	Tract Income Class	Minority Tract
55089610101	MIDDLE	NO
55089610102	MIDDLE	NO
55089620100	MIDDLE	NO
55089630100	MIDDLE	NO
55089630201	MIDDLE	NO



Ozaukee, WISCONSIN

Census Tract	Tract Income Class	Minority Tract
Summary Data: Ozaukee		
Number of Census Tracts		22
Number of Minority Tracts		0
Percentage of Minority Tracts		0.00%
Number of Low Income Tracts		0
Percentage of Low Income Tracts		0.00%
Number of Moderate Income Tracts		0
Percentage of Moderate Income Tracts		0.00%
Number of Middle Income Tracts		10
Percentage of Middle Income Tracts		45.45%
Number of Upper Income Tracts		11
Percentage of Upper Income Tracts		50.00%
Number of NA Income Tracts		1
Percentage of NA Income Tracts		4.55%

Pepin, WISCONSIN

Census Tract	Tract Income Class	Minority Tract
55091950100	MIDDLE	NO
55091950200	MIDDLE	NO

Pepin, WISCONSIN

Census Tract	Tract Income Class	Minority Tract
Summary Data: Pepin		
Number of Census Tracts		2
Number of Minority Tracts		0
Percentage of Minority Tracts		0.00%
Number of Low Income Tracts		0
Percentage of Low Income Tracts		0.00%
Number of Moderate Income Tracts		0
Percentage of Moderate Income Tracts		0.00%
Number of Middle Income Tracts		2
Percentage of Middle Income Tracts		100.00%
Number of Upper Income Tracts		0
Percentage of Upper Income Tracts		0.00%
Number of NA Income Tracts		0
Percentage of NA Income Tracts		0.00%

Pierce, WISCONSIN

Census Tract	Tract Income Class	Minority Tract
55093960100	MODERATE	NO
55093960200	MIDDLE	NO
55093960300	MIDDLE	NO
55093960400	MIDDLE	NO
55093960500	MIDDLE	NO

Pierce, WISCONSIN

Census Tract	Tract Income Class	Minority Tract
55093960600	MIDDLE	NO
55093960700	MIDDLE	NO
55093960800	MODERATE	NO
Summary Data: Pierce		
Number of Census Tracts		8
Number of Minority Tracts		0
Percentage of Minority Tracts		0.00%
Number of Low Income Tracts		0
Percentage of Low Income Tracts		0.00%
Number of Moderate Income Tracts		2
Percentage of Moderate Income Tracts		25.00%
Number of Middle Income Tracts		6
Percentage of Middle Income Tracts		75.00%
Number of Upper Income Tracts		0
Percentage of Upper Income Tracts		0.00%
Number of NA Income Tracts		0
Percentage of NA Income Tracts		0.00%

Polk, WISCONSIN

Census Tract	Tract Income Class	Minority Tract
55095960100	MIDDLE	NO
55095960200	MIDDLE	NO



Polk, WISCONSIN

Census Tract	Tract Income Class	Minority Tract
55095960301	MIDDLE	NO
55095960302	MODERATE	NO
55095960303	MIDDLE	NO
55095960500	MIDDLE	NO
55095960600	MIDDLE	NO
55095960701	MIDDLE	NO
55095960702	MIDDLE	NO
55095960800	MIDDLE	NO
55095960901	UPPER	NO
55095960902	MIDDLE	NO
55095961000	MIDDLE	NO
55095961100	MIDDLE	NO

Polk, WISCONSIN

Census Tract	Tract Income Class	Minority Tract
Summary Data: Polk		
Number of Census Tracts		14
Number of Minority Tracts		0
Percentage of Minority Tracts		0.00%
Number of Low Income Tracts		0
Percentage of Low Income Tracts		0.00%
Number of Moderate Income Tracts		1
Percentage of Moderate Income Tracts		7.14%
Number of Middle Income Tracts		12
Percentage of Middle Income Tracts		85.71%
Number of Upper Income Tracts		1
Percentage of Upper Income Tracts		7.14%
Number of NA Income Tracts		0
Percentage of NA Income Tracts		0.00%

Portage, WISCONSIN

Census Tract	Tract Income Class	Minority Tract
55097960600	MIDDLE	NO
55097960701	MIDDLE	NO
55097960702	UPPER	NO
55097960800	UPPER	NO
55097960900	MIDDLE	NO
55097961000	MODERATE	NO
55097961101	MIDDLE	NO
55097961102	MIDDLE	NO
55097961200	MIDDLE	NO
55097961300	MIDDLE	NO

Portage, WISCONSIN

Census Tract	Tract Income Class	Minority Tract
55097960100	UPPER	NO
55097960200	UPPER	NO
55097960300	MODERATE	NO
55097960400	MIDDLE	NO
55097960500	UPPER	NO



Portage, WISCONSIN

Census Tract	Tract Income Class	Minority Tract
Summary Data: Portage		
Number of Census Tracts		15
Number of Minority Tracts		0
Percentage of Minority Tracts		0.00%
Number of Low Income Tracts		0
Percentage of Low Income Tracts		0.00%
Number of Moderate Income Tracts		2
Percentage of Moderate Income Tracts		13.33%
Number of Middle Income Tracts		8
Percentage of Middle Income Tracts		53.33%
Number of Upper Income Tracts		5
Percentage of Upper Income Tracts		33.33%
Number of NA Income Tracts		0
Percentage of NA Income Tracts		0.00%

Price, WISCONSIN

Census Tract	Tract Income Class	Minority Tract
55099970100	MIDDLE	NO
55099970200	MODERATE	NO
55099970400	MIDDLE	NO
55099970500	MIDDLE	NO
55099970600	MIDDLE	NO

Price, WISCONSIN

Census Tract	Tract Income Class	Minority Tract
55099970700	MIDDLE	NO
Summary Data: Price		
Number of Census Tracts		6
Number of Minority Tracts		0
Percentage of Minority Tracts		0.00%
Number of Low Income Tracts		0
Percentage of Low Income Tracts		0.00%
Number of Moderate Income Tracts		1
Percentage of Moderate Income Tracts		16.67%
Number of Middle Income Tracts		5
Percentage of Middle Income Tracts		83.33%
Number of Upper Income Tracts		0
Percentage of Upper Income Tracts		0.00%
Number of NA Income Tracts		0
Percentage of NA Income Tracts		0.00%

Racine, WISCONSIN

Census Tract	Tract Income Class	Minority Tract
55101000200	LOW	YES
55101000400	LOW	YES
55101000500	LOW	YES
55101000600	MODERATE	YES

Racine, WISCONSIN

Census Tract	Tract Income Class	Minority Tract
55101000700	MODERATE	YES
55101000800	MIDDLE	NO
55101000901	MIDDLE	NO
55101000903	UPPER	NO
55101000904	UPPER	NO
55101001001	MODERATE	YES
55101001002	MODERATE	NO
55101001003	MODERATE	NO
55101001101	MIDDLE	NO
55101001102	MIDDLE	NO
55101001201	MIDDLE	NO
55101001202	MIDDLE	YES
55101001301	MIDDLE	NO
55101001302	MODERATE	YES
55101001401	MODERATE	NO
55101001402	MODERATE	NO
55101001501	MIDDLE	NO
55101001504	UPPER	NO
55101001505	MIDDLE	NO
55101001506	UPPER	NO
55101001507	MIDDLE	NO
55101001601	MIDDLE	NO
55101001602	UPPER	NO
55101001701	MODERATE	NO
55101001702	MIDDLE	NO
55101001703	UPPER	NO
55101001705	UPPER	NO



Racine, WISCONSIN

Census Tract	Tract Income Class	Minority Tract
55101001706	MIDDLE	NO
55101001801	MIDDLE	NO
55101001802	UPPER	NO
55101001900	UPPER	NO
55101002001	UPPER	NO
55101002002	UPPER	NO
55101002100	UPPER	NO
55101002401	UPPER	NO
55101002402	MIDDLE	NO
55101002600	MIDDLE	NO
55101002701	UPPER	NO
55101002702	UPPER	NO
55101002800	UPPER	NO
55101002900	LOW	YES
55101980000	NA	NO
55101990000	NA	NO

Racine, WISCONSIN

Census Tract	Tract Income Class	Minority Tract
Summary Data: Racine		
Number of Census Tracts		47
Number of Minority Tracts		9
Percentage of Minority Tracts		19.15%
Number of Low Income Tracts		4
Percentage of Low Income Tracts		8.51%
Number of Moderate Income Tracts		9
Percentage of Moderate Income Tracts		19.15%
Number of Middle Income Tracts		16
Percentage of Middle Income Tracts		34.04%
Number of Upper Income Tracts		16
Percentage of Upper Income Tracts		34.04%
Number of NA Income Tracts		2
Percentage of NA Income Tracts		4.26%

Richland, WISCONSIN

Census Tract	Tract Income Class	Minority Tract
Summary Data: Richland		
Number of Census Tracts		5
Number of Minority Tracts		0
Percentage of Minority Tracts		0.00%
Number of Low Income Tracts		0
Percentage of Low Income Tracts		0.00%
Number of Moderate Income Tracts		0
Percentage of Moderate Income Tracts		0.00%
Number of Middle Income Tracts		5
Percentage of Middle Income Tracts		100.00%
Number of Upper Income Tracts		0
Percentage of Upper Income Tracts		0.00%
Number of NA Income Tracts		0
Percentage of NA Income Tracts		0.00%

Richland, WISCONSIN

Census Tract	Tract Income Class	Minority Tract
55103970100	MIDDLE	NO
55103970200	MIDDLE	NO
55103970300	MIDDLE	NO
55103970400	MIDDLE	NO
55103970500	MIDDLE	NO

Rock, WISCONSIN

Census Tract	Tract Income Class	Minority Tract
55105000100	LOW	NO
55105000200	MIDDLE	NO
55105000300	MODERATE	NO
55105000400	MIDDLE	NO
55105000500	MIDDLE	NO



Rock, WISCONSIN

Census Tract	Tract Income Class	Minority Tract
55105000600	MODERATE	NO
55105000700	MIDDLE	NO
55105000800	MIDDLE	NO
55105000900	UPPER	NO
55105001000	MODERATE	NO
55105001100	MIDDLE	NO
55105001201	MIDDLE	NO
55105001202	UPPER	NO
55105001302	UPPER	NO
55105001303	UPPER	NO
55105001305	UPPER	NO
55105001306	MODERATE	NO
55105001400	MIDDLE	NO
55105001500	MIDDLE	NO
55105001600	MODERATE	YES
55105001700	MODERATE	NO
55105001800	MODERATE	YES
55105001900	MODERATE	NO
55105002000	MODERATE	NO
55105002100	MIDDLE	NO
55105002200	MIDDLE	NO
55105002300	MODERATE	NO
55105002400	MIDDLE	NO
55105002500	MODERATE	NO
55105002601	MIDDLE	NO
55105002602	UPPER	NO
55105002700	MIDDLE	NO

Rock, WISCONSIN

Census Tract	Tract Income Class	Minority Tract
55105002800	MIDDLE	NO
55105002901	UPPER	NO
55105002902	UPPER	NO
55105003001	MIDDLE	NO
55105003002	MIDDLE	NO
55105003101	MIDDLE	NO
55105003102	MIDDLE	NO
55105003200	UPPER	NO
55105003300	MIDDLE	NO

Summary Data: Rock

Number of Census Tracts	41
Number of Minority Tracts	2
Percentage of Minority Tracts	4.88%
Number of Low Income Tracts	1
Percentage of Low Income Tracts	2.44%
Number of Moderate Income Tracts	11
Percentage of Moderate Income Tracts	26.83%
Number of Middle Income Tracts	20
Percentage of Middle Income Tracts	48.78%
Number of Upper Income Tracts	9
Percentage of Upper Income Tracts	21.95%
Number of NA Income Tracts	0
Percentage of NA Income Tracts	0.00%

Rusk, WISCONSIN

Census Tract	Tract Income Class	Minority Tract
55107960100	MIDDLE	NO
55107960200	MIDDLE	NO
55107960300	MIDDLE	NO
55107960400	MIDDLE	NO
55107960500	MODERATE	NO

Summary Data: Rusk

Number of Census Tracts	5
Number of Minority Tracts	0
Percentage of Minority Tracts	0.00%
Number of Low Income Tracts	0
Percentage of Low Income Tracts	0.00%
Number of Moderate Income Tracts	1
Percentage of Moderate Income Tracts	20.00%
Number of Middle Income Tracts	4
Percentage of Middle Income Tracts	80.00%
Number of Upper Income Tracts	0
Percentage of Upper Income Tracts	0.00%
Number of NA Income Tracts	0
Percentage of NA Income Tracts	0.00%

Sauk, WISCONSIN

Census Tract	Tract Income Class	Minority Tract
--------------	--------------------	----------------



Sauk, WISCONSIN

Census Tract	Tract Income Class	Minority Tract
55111000101	UPPER	NO
55111000102	MIDDLE	NO
55111000103	UPPER	NO
55111000104	MODERATE	NO
55111000200	MIDDLE	NO
55111000301	MIDDLE	NO
55111000302	MIDDLE	NO
55111000303	MIDDLE	NO
55111000401	MIDDLE	NO
55111000402	MIDDLE	NO
55111000500	UPPER	NO
55111000601	UPPER	NO
55111000602	MIDDLE	NO
55111000603	UPPER	NO
55111000700	UPPER	NO
55111000800	MIDDLE	NO
55111000901	MIDDLE	NO
55111000902	MIDDLE	NO
55111000903	MIDDLE	NO
55111001002	MIDDLE	NO
55111001003	MIDDLE	NO
55111001004	MIDDLE	NO
55111001005	MIDDLE	NO
55111001100	MIDDLE	NO

Sauk, WISCONSIN

Census Tract	Tract Income Class	Minority Tract
Summary Data: Sauk		
Number of Census Tracts		24
Number of Minority Tracts		0
Percentage of Minority Tracts		0.00%
Number of Low Income Tracts		0
Percentage of Low Income Tracts		0.00%
Number of Moderate Income Tracts		1
Percentage of Moderate Income Tracts		4.17%
Number of Middle Income Tracts		17
Percentage of Middle Income Tracts		70.83%
Number of Upper Income Tracts		6
Percentage of Upper Income Tracts		25.00%
Number of NA Income Tracts		0
Percentage of NA Income Tracts		0.00%

Sawyer, WISCONSIN

Census Tract	Tract Income Class	Minority Tract
55113100300	MIDDLE	NO
55113100400	MIDDLE	NO
55113100501	MIDDLE	NO
55113100502	MIDDLE	NO
55113100700	MODERATE	NO

Sawyer, WISCONSIN

Census Tract	Tract Income Class	Minority Tract
55113100800	MIDDLE	NO
55113940001	MIDDLE	YES
55113940002	MIDDLE	YES
Summary Data: Sawyer		
Number of Census Tracts		8
Number of Minority Tracts		2
Percentage of Minority Tracts		25.00%
Number of Low Income Tracts		0
Percentage of Low Income Tracts		0.00%
Number of Moderate Income Tracts		1
Percentage of Moderate Income Tracts		12.50%
Number of Middle Income Tracts		7
Percentage of Middle Income Tracts		87.50%
Number of Upper Income Tracts		0
Percentage of Upper Income Tracts		0.00%
Number of NA Income Tracts		0
Percentage of NA Income Tracts		0.00%

Shawano, WISCONSIN

Census Tract	Tract Income Class	Minority Tract
55115100100	MIDDLE	NO
55115100200	MIDDLE	NO



Shawano, WISCONSIN

Census Tract	Tract Income Class	Minority Tract
55115100300	MIDDLE	NO
55115100400	MODERATE	NO
55115100500	MIDDLE	NO
55115100600	MIDDLE	NO
55115100700	MIDDLE	NO
55115100800	MIDDLE	NO
55115100900	MIDDLE	NO
55115101000	MIDDLE	NO
55115101100	MIDDLE	NO

Summary Data: Shawano

Number of Census Tracts	11
Number of Minority Tracts	0
Percentage of Minority Tracts	0.00%
Number of Low Income Tracts	0
Percentage of Low Income Tracts	0.00%
Number of Moderate Income Tracts	1
Percentage of Moderate Income Tracts	9.09%
Number of Middle Income Tracts	10
Percentage of Middle Income Tracts	90.91%
Number of Upper Income Tracts	0
Percentage of Upper Income Tracts	0.00%
Number of NA Income Tracts	0
Percentage of NA Income Tracts	0.00%

Sheboygan, WISCONSIN

Census Tract	Tract Income Class	Minority Tract
55117000100	MIDDLE	NO
55117000201	MIDDLE	NO
55117000202	MIDDLE	NO
55117000300	MIDDLE	NO
55117000400	MIDDLE	NO
55117000500	MODERATE	NO
55117000800	MODERATE	NO
55117000900	MIDDLE	NO
55117001000	MIDDLE	NO
55117001100	MIDDLE	NO
55117010100	MIDDLE	NO
55117010200	MIDDLE	NO
55117010300	MIDDLE	NO
55117010400	MIDDLE	NO
55117010502	MIDDLE	NO
55117010503	MIDDLE	NO
55117010504	UPPER	NO
55117010601	MIDDLE	NO
55117010602	MIDDLE	NO
55117010700	UPPER	NO
55117010800	UPPER	NO
55117010900	MIDDLE	NO
55117011000	UPPER	NO
55117011100	MIDDLE	NO
55117011200	MIDDLE	NO
55117011301	MIDDLE	NO
55117011302	UPPER	NO

Sheboygan, WISCONSIN

Census Tract	Tract Income Class	Minority Tract
55117011400	MIDDLE	NO
55117990000	NA	NO

Summary Data: Sheboygan

Number of Census Tracts	29
Number of Minority Tracts	0
Percentage of Minority Tracts	0.00%
Number of Low Income Tracts	0
Percentage of Low Income Tracts	0.00%
Number of Moderate Income Tracts	2
Percentage of Moderate Income Tracts	6.90%
Number of Middle Income Tracts	21
Percentage of Middle Income Tracts	72.41%
Number of Upper Income Tracts	5
Percentage of Upper Income Tracts	17.24%
Number of NA Income Tracts	1
Percentage of NA Income Tracts	3.45%

St. Croix, WISCONSIN

Census Tract	Tract Income Class	Minority Tract
55109120100	MIDDLE	NO
55109120201	MIDDLE	NO
55109120202	UPPER	NO



St. Croix, WISCONSIN

Census Tract	Tract Income Class	Minority Tract
55109120300	MIDDLE	NO
55109120401	MIDDLE	NO
55109120402	MIDDLE	NO
55109120501	MODERATE	NO
55109120502	MIDDLE	NO
55109120601	MIDDLE	NO
55109120602	MIDDLE	NO
55109120700	MODERATE	NO
55109120801	MIDDLE	NO
55109120802	MODERATE	NO
55109120901	MIDDLE	NO
55109120904	MIDDLE	NO
55109120905	MIDDLE	NO
55109120906	UPPER	NO
55109121000	MIDDLE	NO

St. Croix, WISCONSIN

Census Tract	Tract Income Class	Minority Tract
Summary Data: St. Croix		
Number of Census Tracts		18
Number of Minority Tracts		0
Percentage of Minority Tracts		0.00%
Number of Low Income Tracts		0
Percentage of Low Income Tracts		0.00%
Number of Moderate Income Tracts		3
Percentage of Moderate Income Tracts		16.67%
Number of Middle Income Tracts		13
Percentage of Middle Income Tracts		72.22%
Number of Upper Income Tracts		2
Percentage of Upper Income Tracts		11.11%
Number of NA Income Tracts		0
Percentage of NA Income Tracts		0.00%

Taylor, WISCONSIN

Census Tract	Tract Income Class	Minority Tract
55119960100	MIDDLE	NO
55119960200	MIDDLE	NO
55119960300	MIDDLE	NO
55119960400	MIDDLE	NO
55119960500	MIDDLE	NO

Taylor, WISCONSIN

Census Tract	Tract Income Class	Minority Tract
55119960600	MIDDLE	NO
Summary Data: Taylor		
Number of Census Tracts		6
Number of Minority Tracts		0
Percentage of Minority Tracts		0.00%
Number of Low Income Tracts		0
Percentage of Low Income Tracts		0.00%
Number of Moderate Income Tracts		0
Percentage of Moderate Income Tracts		0.00%
Number of Middle Income Tracts		6
Percentage of Middle Income Tracts		100.00%
Number of Upper Income Tracts		0
Percentage of Upper Income Tracts		0.00%
Number of NA Income Tracts		0
Percentage of NA Income Tracts		0.00%

Trempealeau, WISCONSIN

Census Tract	Tract Income Class	Minority Tract
55121100100	MIDDLE	NO
55121100200	MIDDLE	NO
55121100300	MIDDLE	NO
55121100400	MIDDLE	NO



Trempealeau, WISCONSIN

Census Tract	Tract Income Class	Minority Tract
55121100500	MIDDLE	NO
55121100600	MIDDLE	YES
55121100700	MIDDLE	NO
55121100800	MIDDLE	NO

Summary Data: Trempealeau

Number of Census Tracts	8
Number of Minority Tracts	1
Percentage of Minority Tracts	12.50%
Number of Low Income Tracts	0
Percentage of Low Income Tracts	0.00%
Number of Moderate Income Tracts	0
Percentage of Moderate Income Tracts	0.00%
Number of Middle Income Tracts	8
Percentage of Middle Income Tracts	100.00%
Number of Upper Income Tracts	0
Percentage of Upper Income Tracts	0.00%
Number of NA Income Tracts	0
Percentage of NA Income Tracts	0.00%

Vernon, WISCONSIN

Census Tract	Tract Income Class	Minority Tract
55123960100	MIDDLE	NO

Vernon, WISCONSIN

Census Tract	Tract Income Class	Minority Tract
55123960200	MIDDLE	NO
55123960300	MIDDLE	NO
55123960400	MODERATE	NO
55123960500	MIDDLE	NO
55123960600	MIDDLE	NO
55123960700	MIDDLE	NO

Summary Data: Vernon

Number of Census Tracts	7
Number of Minority Tracts	0
Percentage of Minority Tracts	0.00%
Number of Low Income Tracts	0
Percentage of Low Income Tracts	0.00%
Number of Moderate Income Tracts	1
Percentage of Moderate Income Tracts	14.29%
Number of Middle Income Tracts	6
Percentage of Middle Income Tracts	85.71%
Number of Upper Income Tracts	0
Percentage of Upper Income Tracts	0.00%
Number of NA Income Tracts	0
Percentage of NA Income Tracts	0.00%

Vilas, WISCONSIN

Census Tract	Tract Income Class	Minority Tract
55125940000	MODERATE	YES
55125950201	MIDDLE	NO
55125950202	MIDDLE	NO
55125950501	MIDDLE	NO
55125950502	MIDDLE	NO
55125950601	MIDDLE	NO
55125950602	MIDDLE	NO
55125950700	MIDDLE	NO

Summary Data: Vilas

Number of Census Tracts	8
Number of Minority Tracts	1
Percentage of Minority Tracts	12.50%
Number of Low Income Tracts	0
Percentage of Low Income Tracts	0.00%
Number of Moderate Income Tracts	1
Percentage of Moderate Income Tracts	12.50%
Number of Middle Income Tracts	7
Percentage of Middle Income Tracts	87.50%
Number of Upper Income Tracts	0
Percentage of Upper Income Tracts	0.00%
Number of NA Income Tracts	0
Percentage of NA Income Tracts	0.00%



Walworth, WISCONSIN

Census Tract	Tract Income Class	Minority Tract
55127000102	UPPER	NO
55127000103	MIDDLE	NO
55127000104	UPPER	NO
55127000201	UPPER	NO
55127000202	UPPER	NO
55127000301	UPPER	NO
55127000303	UPPER	NO
55127000304	MIDDLE	NO
55127000400	MIDDLE	NO
55127000501	MIDDLE	NO
55127000502	MIDDLE	NO
55127000600	MIDDLE	NO
55127000701	MIDDLE	NO
55127000702	MIDDLE	NO
55127000801	MIDDLE	NO
55127000802	UPPER	NO
55127000901	MIDDLE	NO
55127000902	MIDDLE	NO
55127001000	UPPER	NO
55127001501	UPPER	NO
55127001503	MIDDLE	NO
55127001504	UPPER	NO
55127001603	UPPER	NO
55127001605	UPPER	NO
55127001606	UPPER	NO
55127001607	UPPER	NO
55127001608	MIDDLE	NO

Walworth, WISCONSIN

Census Tract	Tract Income Class	Minority Tract
55127001701	MIDDLE	NO
55127001702	MIDDLE	NO

Summary Data: Walworth

Number of Census Tracts	29
Number of Minority Tracts	0
Percentage of Minority Tracts	0.00%
Number of Low Income Tracts	0
Percentage of Low Income Tracts	0.00%
Number of Moderate Income Tracts	0
Percentage of Moderate Income Tracts	0.00%
Number of Middle Income Tracts	15
Percentage of Middle Income Tracts	51.72%
Number of Upper Income Tracts	14
Percentage of Upper Income Tracts	48.28%
Number of NA Income Tracts	0
Percentage of NA Income Tracts	0.00%

Washburn, WISCONSIN

Census Tract	Tract Income Class	Minority Tract
55129950100	MIDDLE	NO
55129950200	MIDDLE	NO
55129950300	MIDDLE	NO

Washburn, WISCONSIN

Census Tract	Tract Income Class	Minority Tract
55129950501	MIDDLE	NO
55129950502	MIDDLE	NO
55129950600	MIDDLE	NO

Summary Data: Washburn

Number of Census Tracts	6
Number of Minority Tracts	0
Percentage of Minority Tracts	0.00%
Number of Low Income Tracts	0
Percentage of Low Income Tracts	0.00%
Number of Moderate Income Tracts	0
Percentage of Moderate Income Tracts	0.00%
Number of Middle Income Tracts	6
Percentage of Middle Income Tracts	100.00%
Number of Upper Income Tracts	0
Percentage of Upper Income Tracts	0.00%
Number of NA Income Tracts	0
Percentage of NA Income Tracts	0.00%

Washington, WISCONSIN

Census Tract	Tract Income Class	Minority Tract
55131400102	MIDDLE	NO
55131400103	UPPER	NO



Washington, WISCONSIN

Census Tract	Tract Income Class	Minority Tract
55131400104	MIDDLE	NO
55131410100	MIDDLE	NO
55131420104	UPPER	NO
55131420105	MIDDLE	NO
55131420106	MIDDLE	NO
55131420107	MIDDLE	NO
55131420108	MIDDLE	NO
55131420200	MIDDLE	NO
55131420300	MIDDLE	NO
55131420401	MIDDLE	NO
55131420402	MIDDLE	NO
55131430100	MIDDLE	NO
55131440103	MIDDLE	NO
55131440104	MIDDLE	NO
55131440105	MIDDLE	NO
55131440106	UPPER	NO
55131440200	MIDDLE	NO
55131450103	MIDDLE	NO
55131450105	UPPER	NO
55131450106	MIDDLE	NO
55131450107	MIDDLE	NO
55131450108	UPPER	NO
55131460101	UPPER	NO
55131460102	UPPER	NO
55131470100	UPPER	NO
55131470202	MIDDLE	NO
55131470203	MIDDLE	NO

Washington, WISCONSIN

Census Tract	Tract Income Class	Minority Tract
55131470204	UPPER	NO

Summary Data: Washington

Number of Census Tracts	30
Number of Minority Tracts	0
Percentage of Minority Tracts	0.00%
Number of Low Income Tracts	0
Percentage of Low Income Tracts	0.00%
Number of Moderate Income Tracts	0
Percentage of Moderate Income Tracts	0.00%
Number of Middle Income Tracts	21
Percentage of Middle Income Tracts	70.00%
Number of Upper Income Tracts	9
Percentage of Upper Income Tracts	30.00%
Number of NA Income Tracts	0
Percentage of NA Income Tracts	0.00%

Waukesha, WISCONSIN

Census Tract	Tract Income Class	Minority Tract
55133200101	MIDDLE	NO
55133200102	MIDDLE	NO
55133200103	MIDDLE	NO
55133200201	MIDDLE	NO

Waukesha, WISCONSIN

Census Tract	Tract Income Class	Minority Tract
55133200202	UPPER	NO
55133200300	UPPER	NO
55133200400	UPPER	NO
55133200500	UPPER	NO
55133200600	MIDDLE	NO
55133200700	UPPER	NO
55133200801	UPPER	NO
55133200803	UPPER	NO
55133200804	UPPER	NO
55133200901	UPPER	NO
55133200902	UPPER	NO
55133201001	UPPER	NO
55133201002	UPPER	NO
55133201101	UPPER	NO
55133201102	UPPER	NO
55133201201	UPPER	NO
55133201203	UPPER	NO
55133201204	UPPER	NO
55133201205	UPPER	NO
55133201300	UPPER	NO
55133201402	UPPER	NO
55133201403	MIDDLE	NO
55133201404	MIDDLE	NO
55133201504	UPPER	NO
55133201505	MIDDLE	NO
55133201506	MIDDLE	NO
55133201507	UPPER	NO



Waukesha, WISCONSIN


Census Tract	Tract Income Class	Minority Tract
55133201508	MIDDLE	NO
55133201600	UPPER	NO
55133201701	UPPER	NO
55133201703	UPPER	NO
55133201704	UPPER	NO
55133201800	MIDDLE	NO
55133201900	UPPER	NO
55133202001	UPPER	NO
55133202002	UPPER	NO
55133202101	UPPER	NO
55133202102	UPPER	NO
55133202103	UPPER	NO
55133202201	UPPER	NO
55133202203	MODERATE	NO
55133202204	MODERATE	NO
55133202301	MIDDLE	NO
55133202303	MIDDLE	NO
55133202304	MIDDLE	NO
55133202400	MIDDLE	NO
55133202500	MIDDLE	NO
55133202600	MIDDLE	NO
55133202700	MIDDLE	NO
55133202800	MODERATE	NO
55133202901	MIDDLE	NO
55133202902	MODERATE	NO
55133203000	MIDDLE	NO
55133203103	MIDDLE	NO

Waukesha, WISCONSIN

Census Tract	Tract Income Class	Minority Tract
55133203104	MIDDLE	NO
55133203105	UPPER	NO
55133203106	UPPER	NO
55133203107	UPPER	NO
55133203200	UPPER	NO
55133203303	MIDDLE	NO
55133203304	UPPER	NO
55133203305	UPPER	NO
55133203307	MIDDLE	NO
55133203308	UPPER	NO
55133203402	UPPER	NO
55133203403	UPPER	NO
55133203404	MIDDLE	NO
55133203405	UPPER	NO
55133203406	UPPER	NO
55133203501	UPPER	NO
55133203502	UPPER	NO
55133203601	MIDDLE	NO
55133203602	UPPER	NO
55133203702	UPPER	NO
55133203703	UPPER	NO
55133203704	UPPER	NO
55133203802	UPPER	NO
55133203803	UPPER	NO
55133203805	UPPER	NO
55133203806	MIDDLE	NO
55133203901	MIDDLE	NO

Waukesha, WISCONSIN

Census Tract	Tract Income Class	Minority Tract
55133203902	MIDDLE	NO
55133204002	UPPER	NO
55133204003	UPPER	NO
55133204004	UPPER	NO
55133204100	UPPER	NO
55133204201	MIDDLE	NO
55133204202	UPPER	NO
55133204301	UPPER	NO
55133204302	UPPER	NO
55133204400	UPPER	NO
55133204501	UPPER	NO
55133204503	UPPER	NO
55133204504	UPPER	NO



Waukesha, WISCONSIN

Census Tract	Tract Income Class	Minority Tract
Summary Data: Waukesha		
Number of Census Tracts		98
Number of Minority Tracts		0
Percentage of Minority Tracts		0.00%
Number of Low Income Tracts		0
Percentage of Low Income Tracts		0.00%
Number of Moderate Income Tracts		4
Percentage of Moderate Income Tracts		4.08%
Number of Middle Income Tracts		30
Percentage of Middle Income Tracts		30.61%
Number of Upper Income Tracts		64
Percentage of Upper Income Tracts		65.31%
Number of NA Income Tracts		0
Percentage of NA Income Tracts		0.00%

Waukesha, WISCONSIN

Census Tract	Tract Income Class	Minority Tract
55135100100	MIDDLE	NO
55135100200	MIDDLE	NO
55135100300	MIDDLE	NO
55135100400	MIDDLE	NO
55135100500	MIDDLE	NO

Waupaca, WISCONSIN

Census Tract	Tract Income Class	Minority Tract
55135100600	MIDDLE	NO
55135100700	MIDDLE	NO
55135100800	UPPER	NO
55135100900	MIDDLE	NO
55135101000	MIDDLE	NO
55135101100	MODERATE	NO
55135101200	MIDDLE	NO

Summary Data: Waupaca

Number of Census Tracts	12
Number of Minority Tracts	0
Percentage of Minority Tracts	0.00%
Number of Low Income Tracts	0
Percentage of Low Income Tracts	0.00%
Number of Moderate Income Tracts	1
Percentage of Moderate Income Tracts	8.33%
Number of Middle Income Tracts	10
Percentage of Middle Income Tracts	83.33%
Number of Upper Income Tracts	1
Percentage of Upper Income Tracts	8.33%
Number of NA Income Tracts	0
Percentage of NA Income Tracts	0.00%

Waushara, WISCONSIN

Census Tract	Tract Income Class	Minority Tract
55137960100	MIDDLE	NO
55137960201	MIDDLE	NO
55137960202	MIDDLE	NO
55137960300	MIDDLE	NO
55137960400	MIDDLE	NO
55137960600	MIDDLE	NO
55137960700	MIDDLE	NO
55137960800	MODERATE	NO

Summary Data: Waushara

Number of Census Tracts	8
Number of Minority Tracts	0
Percentage of Minority Tracts	0.00%
Number of Low Income Tracts	0
Percentage of Low Income Tracts	0.00%
Number of Moderate Income Tracts	1
Percentage of Moderate Income Tracts	12.50%
Number of Middle Income Tracts	7
Percentage of Middle Income Tracts	87.50%
Number of Upper Income Tracts	0
Percentage of Upper Income Tracts	0.00%
Number of NA Income Tracts	0
Percentage of NA Income Tracts	0.00%



Winnebago, WISCONSIN

Census Tract	Tract Income Class	Minority Tract
55139000100	MODERATE	NO
55139000200	MODERATE	NO
55139000300	MIDDLE	NO
55139000400	MODERATE	NO
55139000501	NA	NO
55139000502	MIDDLE	NO
55139000700	NA	NO
55139000800	MIDDLE	NO
55139000900	MIDDLE	NO
55139001000	MIDDLE	NO
55139001100	MIDDLE	NO
55139001200	MODERATE	NO
55139001300	MIDDLE	NO
55139001400	MIDDLE	NO
55139001500	MIDDLE	NO
55139001600	MIDDLE	NO
55139001700	MIDDLE	NO
55139001801	MIDDLE	NO
55139001803	MIDDLE	NO
55139001804	UPPER	NO
55139001900	MIDDLE	NO
55139002001	MIDDLE	NO
55139002002	UPPER	NO
55139002100	MIDDLE	NO
55139002201	MIDDLE	NO
55139002202	MIDDLE	NO
55139002300	UPPER	NO

Winnebago, WISCONSIN

Census Tract	Tract Income Class	Minority Tract
55139002401	MIDDLE	NO
55139002402	MIDDLE	NO
55139002500	MODERATE	NO
55139002601	MIDDLE	NO
55139002602	MIDDLE	NO
55139002700	MODERATE	NO
55139002800	MIDDLE	NO
55139002900	MODERATE	NO
55139003000	MIDDLE	NO
55139003100	MIDDLE	NO
55139003200	MIDDLE	NO
55139003300	MIDDLE	NO
55139003400	MODERATE	NO
55139003500	MODERATE	NO
55139003600	UPPER	NO
55139003701	MIDDLE	NO
55139003703	UPPER	NO
55139003704	MIDDLE	NO

Winnebago, WISCONSIN

Census Tract	Tract Income Class	Minority Tract
Summary Data: Winnebago		
Number of Census Tracts		45
Number of Minority Tracts		0
Percentage of Minority Tracts		0.00%
Number of Low Income Tracts		0
Percentage of Low Income Tracts		0.00%
Number of Moderate Income Tracts		9
Percentage of Moderate Income Tracts		20.00%
Number of Middle Income Tracts		29
Percentage of Middle Income Tracts		64.44%
Number of Upper Income Tracts		5
Percentage of Upper Income Tracts		11.11%
Number of NA Income Tracts		2
Percentage of NA Income Tracts		4.44%

Wood, WISCONSIN

Census Tract	Tract Income Class	Minority Tract
55141010100	MIDDLE	NO
55141010200	MIDDLE	NO
55141010300	MODERATE	NO
55141010400	MIDDLE	NO
55141010500	MIDDLE	NO




Wood, WISCONSIN

Census Tract	Tract Income Class	Minority Tract
55141010600	MIDDLE	NO
55141010700	MIDDLE	NO
55141010800	MIDDLE	NO
55141010900	MIDDLE	NO
55141011000	MIDDLE	NO
55141011100	MIDDLE	NO
55141011200	MODERATE	NO
55141011300	MIDDLE	NO
55141011400	MODERATE	NO
55141011500	UPPER	NO
55141011600	MIDDLE	NO
55141011700	MIDDLE	NO

Wood, WISCONSIN

Census Tract	Tract Income Class	Minority Tract
Summary Data: Wood		
Number of Census Tracts		17
Number of Minority Tracts		0
Percentage of Minority Tracts		0.00%
Number of Low Income Tracts		0
Percentage of Low Income Tracts		0.00%
Number of Moderate Income Tracts		3
Percentage of Moderate Income Tracts		17.65%
Number of Middle Income Tracts		13
Percentage of Middle Income Tracts		76.47%
Number of Upper Income Tracts		1
Percentage of Upper Income Tracts		5.88%
Number of NA Income Tracts		0
Percentage of NA Income Tracts		0.00%



Assessment Area Summary Data:	Number of Census Tracts:	1,542
--------------------------------------	---------------------------------	-------

Number of Minority Tracts	Number of Low Income Tracts	Number of Moderate Income Tracts	Number of Middle Income Tracts	Number of Upper Income Tracts	Number of NA Income Tracts
189	104	258	850	294	36

Percentage of Minority Tracts	Percentage of Low Income Tracts	Percentage of Moderate Income Tracts	Percentage of Middle Income Tracts	Percentage of Upper Income Tracts	Percentage of NA Income Tracts
12.26%	6.74%	16.73%	55.12%	19.07%	2.33%

