

GeoDataVision Report D-1 Census Tract Reference Book 2022

Tract Income Classification and Minority Status—Based on Census data released by the FFIEC April 2022

Anderson, TEXAS

Census Tract	Tract Income Class	Minority Tract
48001950100	MIDDLE	NO
48001950401	UPPER	YES
48001950402	NA	YES
48001950500	MODERATE	YES
48001950600	MODERATE	YES
48001950700	MODERATE	YES
48001950800	MODERATE	NO
48001950901	MODERATE	NO
48001950902	MIDDLE	NO
48001951001	MIDDLE	NO
48001951002	UPPER	NO
48001951100	MIDDLE	NO

Anderson, TEXAS

Census Tract	Tract Income Class	Minority Tract
Summary Data: Anderson		
Number of Census Tracts		12
Number of Minority Tracts		5
Percentage of Minority Tracts		41.67%
Number of Low Income Tracts		0
Percentage of Low Income Tracts		0.00%
Number of Moderate Income Tracts		5
Percentage of Moderate Income Tracts		41.67%
Number of Middle Income Tracts		4
Percentage of Middle Income Tracts		33.33%
Number of Upper Income Tracts		2
Percentage of Upper Income Tracts		16.67%
Number of NA Income Tracts		1
Percentage of NA Income Tracts		8.33%

Andrews, TEXAS

Census Tract	Tract Income Class	Minority Tract
Summary Data: Andrews		
Number of Census Tracts		4
Number of Minority Tracts		3
Percentage of Minority Tracts		75.00%
Number of Low Income Tracts		0
Percentage of Low Income Tracts		0.00%
Number of Moderate Income Tracts		0
Percentage of Moderate Income Tracts		0.00%
Number of Middle Income Tracts		2
Percentage of Middle Income Tracts		50.00%
Number of Upper Income Tracts		2
Percentage of Upper Income Tracts		50.00%
Number of NA Income Tracts		0
Percentage of NA Income Tracts		0.00%

Andrews, TEXAS

Census Tract	Tract Income Class	Minority Tract
48003950100	UPPER	NO
48003950200	UPPER	YES
48003950300	MIDDLE	YES
48003950400	MIDDLE	YES

Angelina, TEXAS

Census Tract	Tract Income Class	Minority Tract
48005000102	UPPER	NO
48005000103	UPPER	NO
48005000104	MIDDLE	NO
48005000201	MIDDLE	NO



Angelina, TEXAS

Census Tract	Tract Income Class	Minority Tract
48005000202	MODERATE	NO
48005000301	MIDDLE	NO
48005000302	MIDDLE	NO
48005000400	MODERATE	YES
48005000500	LOW	YES
48005000600	MODERATE	YES
48005000700	MIDDLE	YES
48005000800	MIDDLE	NO
48005000902	UPPER	NO
48005000903	MIDDLE	NO
48005000904	MIDDLE	YES
48005001001	MODERATE	YES
48005001002	MIDDLE	NO
48005001101	MIDDLE	NO
48005001102	MIDDLE	NO
48005001200	MODERATE	NO
48005001300	MODERATE	NO

Angelina, TEXAS

Census Tract	Tract Income Class	Minority Tract
Summary Data: Angelina		
Number of Census Tracts		21
Number of Minority Tracts		6
Percentage of Minority Tracts		28.57%
Number of Low Income Tracts		1
Percentage of Low Income Tracts		4.76%
Number of Moderate Income Tracts		6
Percentage of Moderate Income Tracts		28.57%
Number of Middle Income Tracts		11
Percentage of Middle Income Tracts		52.38%
Number of Upper Income Tracts		3
Percentage of Upper Income Tracts		14.29%
Number of NA Income Tracts		0
Percentage of NA Income Tracts		0.00%

Aransas, TEXAS

Census Tract	Tract Income Class	Minority Tract
48007950101	NA	NO
48007950102	MIDDLE	NO
48007950103	UPPER	NO
48007950200	MIDDLE	NO
48007950301	NA	NO

Aransas, TEXAS

Census Tract	Tract Income Class	Minority Tract
48007950302	UPPER	NO
48007950400	MIDDLE	NO
48007950501	MODERATE	NO
48007950502	MODERATE	NO
48007950503	UPPER	NO
48007990000	NA	NO
Summary Data: Aransas		
Number of Census Tracts		11
Number of Minority Tracts		0
Percentage of Minority Tracts		0.00%
Number of Low Income Tracts		0
Percentage of Low Income Tracts		0.00%
Number of Moderate Income Tracts		2
Percentage of Moderate Income Tracts		18.18%
Number of Middle Income Tracts		3
Percentage of Middle Income Tracts		27.27%
Number of Upper Income Tracts		3
Percentage of Upper Income Tracts		27.27%
Number of NA Income Tracts		3
Percentage of NA Income Tracts		27.27%



Archer, TEXAS

Census Tract	Tract Income Class	Minority Tract
48009020100	UPPER	NO
48009020200	MIDDLE	NO
48009020300	UPPER	NO

Summary Data: Archer

Number of Census Tracts	3
Number of Minority Tracts	0
Percentage of Minority Tracts	0.00%
Number of Low Income Tracts	0
Percentage of Low Income Tracts	0.00%
Number of Moderate Income Tracts	0
Percentage of Moderate Income Tracts	0.00%
Number of Middle Income Tracts	1
Percentage of Middle Income Tracts	33.33%
Number of Upper Income Tracts	2
Percentage of Upper Income Tracts	66.67%
Number of NA Income Tracts	0
Percentage of NA Income Tracts	0.00%

Armstrong, TEXAS

Census Tract	Tract Income Class	Minority Tract
48011950100	MIDDLE	NO

Armstrong, TEXAS

Census Tract	Tract Income Class	Minority Tract
--------------	--------------------	----------------

Summary Data: Armstrong

Number of Census Tracts	1
Number of Minority Tracts	0
Percentage of Minority Tracts	0.00%
Number of Low Income Tracts	0
Percentage of Low Income Tracts	0.00%
Number of Moderate Income Tracts	0
Percentage of Moderate Income Tracts	0.00%
Number of Middle Income Tracts	1
Percentage of Middle Income Tracts	100.00%
Number of Upper Income Tracts	0
Percentage of Upper Income Tracts	0.00%
Number of NA Income Tracts	0
Percentage of NA Income Tracts	0.00%

Atascosa, TEXAS

Census Tract	Tract Income Class	Minority Tract
48013960101	MODERATE	YES
48013960102	MIDDLE	YES
48013960203	MODERATE	YES
48013960204	MIDDLE	YES
48013960205	MODERATE	YES

Atascosa, TEXAS

Census Tract	Tract Income Class	Minority Tract
48013960206	MIDDLE	YES
48013960300	MODERATE	YES
48013960401	MODERATE	YES
48013960403	MIDDLE	YES
48013960404	UPPER	NO
48013960500	MODERATE	YES
48013960601	MIDDLE	YES
48013960602	UPPER	YES

Summary Data: Atascosa

Number of Census Tracts	13
Number of Minority Tracts	12
Percentage of Minority Tracts	92.31%
Number of Low Income Tracts	0
Percentage of Low Income Tracts	0.00%
Number of Moderate Income Tracts	6
Percentage of Moderate Income Tracts	46.15%
Number of Middle Income Tracts	5
Percentage of Middle Income Tracts	38.46%
Number of Upper Income Tracts	2
Percentage of Upper Income Tracts	15.38%
Number of NA Income Tracts	0
Percentage of NA Income Tracts	0.00%



Austin, TEXAS

Census Tract	Tract Income Class	Minority Tract
48015760100	MODERATE	NO
48015760201	MODERATE	YES
48015760202	MIDDLE	YES
48015760301	MIDDLE	NO
48015760302	MIDDLE	NO
48015760400	MIDDLE	NO
48015760501	MIDDLE	NO
48015760502	MODERATE	NO

Summary Data: Austin

Number of Census Tracts	8
Number of Minority Tracts	2
Percentage of Minority Tracts	25.00%
Number of Low Income Tracts	0
Percentage of Low Income Tracts	0.00%
Number of Moderate Income Tracts	3
Percentage of Moderate Income Tracts	37.50%
Number of Middle Income Tracts	5
Percentage of Middle Income Tracts	62.50%
Number of Upper Income Tracts	0
Percentage of Upper Income Tracts	0.00%
Number of NA Income Tracts	0
Percentage of NA Income Tracts	0.00%

Bailey, TEXAS

Census Tract	Tract Income Class	Minority Tract
48017950101	MIDDLE	YES
48017950102	MIDDLE	YES

Summary Data: Bailey

Number of Census Tracts	2
Number of Minority Tracts	2
Percentage of Minority Tracts	100.00%
Number of Low Income Tracts	0
Percentage of Low Income Tracts	0.00%
Number of Moderate Income Tracts	0
Percentage of Moderate Income Tracts	0.00%
Number of Middle Income Tracts	2
Percentage of Middle Income Tracts	100.00%
Number of Upper Income Tracts	0
Percentage of Upper Income Tracts	0.00%
Number of NA Income Tracts	0
Percentage of NA Income Tracts	0.00%

Bandera, TEXAS

Census Tract	Tract Income Class	Minority Tract
48019000101	MIDDLE	NO
48019000103	MODERATE	NO
48019000104	MIDDLE	NO

Bandera, TEXAS

Census Tract	Tract Income Class	Minority Tract
48019000200	MIDDLE	NO
48019000301	MIDDLE	NO
48019000302	MIDDLE	NO
48019000400	MIDDLE	NO

Summary Data: Bandera

Number of Census Tracts	7
Number of Minority Tracts	0
Percentage of Minority Tracts	0.00%
Number of Low Income Tracts	0
Percentage of Low Income Tracts	0.00%
Number of Moderate Income Tracts	1
Percentage of Moderate Income Tracts	14.29%
Number of Middle Income Tracts	6
Percentage of Middle Income Tracts	85.71%
Number of Upper Income Tracts	0
Percentage of Upper Income Tracts	0.00%
Number of NA Income Tracts	0
Percentage of NA Income Tracts	0.00%

Bastrop, TEXAS

Census Tract	Tract Income Class	Minority Tract
48021950101	MIDDLE	YES

Bastrop, TEXAS

Census Tract	Tract Income Class	Minority Tract
48021950102	MIDDLE	YES
48021950201	MODERATE	YES
48021950202	MODERATE	YES
48021950301	MIDDLE	NO
48021950302	MIDDLE	NO
48021950303	MODERATE	YES
48021950401	MODERATE	NO
48021950402	UPPER	NO
48021950403	MIDDLE	NO
48021950503	MODERATE	NO
48021950504	MIDDLE	NO
48021950505	MODERATE	YES
48021950506	MODERATE	YES
48021950601	MIDDLE	NO
48021950602	MODERATE	NO
48021950700	MIDDLE	NO
48021950803	MIDDLE	YES
48021950804	MIDDLE	YES
48021950805	MODERATE	YES
48021950806	MODERATE	YES

Bastrop, TEXAS

Census Tract	Tract Income Class	Minority Tract
Summary Data: Bastrop		
Number of Census Tracts		21
Number of Minority Tracts		11
Percentage of Minority Tracts		52.38%
Number of Low Income Tracts		0
Percentage of Low Income Tracts		0.00%
Number of Moderate Income Tracts		10
Percentage of Moderate Income Tracts		47.62%
Number of Middle Income Tracts		10
Percentage of Middle Income Tracts		47.62%
Number of Upper Income Tracts		1
Percentage of Upper Income Tracts		4.76%
Number of NA Income Tracts		0
Percentage of NA Income Tracts		0.00%

Baylor, TEXAS

Census Tract	Tract Income Class	Minority Tract
48023950301	UPPER	NO
48023950302	MIDDLE	NO

Baylor, TEXAS

Census Tract	Tract Income Class	Minority Tract
Summary Data: Baylor		
Number of Census Tracts		2
Number of Minority Tracts		0
Percentage of Minority Tracts		0.00%
Number of Low Income Tracts		0
Percentage of Low Income Tracts		0.00%
Number of Moderate Income Tracts		0
Percentage of Moderate Income Tracts		0.00%
Number of Middle Income Tracts		1
Percentage of Middle Income Tracts		50.00%
Number of Upper Income Tracts		1
Percentage of Upper Income Tracts		50.00%
Number of NA Income Tracts		0
Percentage of NA Income Tracts		0.00%

Bee, TEXAS

Census Tract	Tract Income Class	Minority Tract
48025950100	MIDDLE	YES
48025950201	UPPER	YES
48025950203	MIDDLE	YES
48025950204	UPPER	YES
48025950300	MODERATE	YES



Bee, TEXAS

Census Tract	Tract Income Class	Minority Tract
48025950400	MODERATE	YES
48025950501	MODERATE	YES
48025950502	MODERATE	YES
48025950600	MIDDLE	YES

Summary Data: Bee

Number of Census Tracts	9
Number of Minority Tracts	9
Percentage of Minority Tracts	100.00%
Number of Low Income Tracts	0
Percentage of Low Income Tracts	0.00%
Number of Moderate Income Tracts	4
Percentage of Moderate Income Tracts	44.44%
Number of Middle Income Tracts	3
Percentage of Middle Income Tracts	33.33%
Number of Upper Income Tracts	2
Percentage of Upper Income Tracts	22.22%
Number of NA Income Tracts	0
Percentage of NA Income Tracts	0.00%

Bell, TEXAS

Census Tract	Tract Income Class	Minority Tract
48027020101	MIDDLE	NO

Bell, TEXAS

Census Tract	Tract Income Class	Minority Tract
48027020102	MIDDLE	NO
48027020201	UPPER	NO
48027020203	MIDDLE	NO
48027020204	UPPER	NO
48027020301	UPPER	NO
48027020302	UPPER	NO
48027020401	MODERATE	YES
48027020402	MODERATE	YES
48027020500	MIDDLE	YES
48027020600	UPPER	NO
48027020701	MODERATE	YES
48027020702	LOW	YES
48027020800	LOW	YES
48027020900	LOW	YES
48027021000	MODERATE	YES
48027021101	UPPER	NO
48027021102	MODERATE	YES
48027021201	MODERATE	NO
48027021202	MIDDLE	NO
48027021203	UPPER	NO
48027021301	MIDDLE	NO
48027021302	UPPER	NO
48027021304	MIDDLE	YES
48027021305	MIDDLE	NO
48027021400	UPPER	NO
48027021501	MODERATE	YES
48027021502	UPPER	NO

Bell, TEXAS

Census Tract	Tract Income Class	Minority Tract
48027021601	MODERATE	YES
48027021602	NA	NO
48027021701	UPPER	NO
48027021702	MIDDLE	NO
48027021801	MODERATE	NO
48027021802	UPPER	NO
48027021901	MIDDLE	YES
48027021905	UPPER	YES
48027021906	UPPER	YES
48027021907	UPPER	YES
48027021908	UPPER	YES
48027022001	LOW	YES
48027022002	UPPER	YES
48027022101	MODERATE	YES
48027022103	MIDDLE	YES
48027022104	MODERATE	YES
48027022105	MODERATE	YES
48027022200	MODERATE	YES
48027022300	MODERATE	YES
48027022401	MODERATE	YES
48027022402	UPPER	YES
48027022403	MIDDLE	YES
48027022405	MIDDLE	YES
48027022406	MIDDLE	YES
48027022407	UPPER	YES
48027022501	MODERATE	YES
48027022503	MIDDLE	YES



Bell, TEXAS

Census Tract	Tract Income Class	Minority Tract
48027022504	MIDDLE	YES
48027022600	MODERATE	YES
48027022801	LOW	YES
48027022900	LOW	YES
48027023001	MIDDLE	YES
48027023002	MIDDLE	YES
48027023103	MODERATE	YES
48027023104	MIDDLE	YES
48027023109	MIDDLE	YES
48027023110	MODERATE	YES
48027023111	MODERATE	YES
48027023112	MIDDLE	YES
48027023113	MIDDLE	YES
48027023114	MODERATE	YES
48027023115	MIDDLE	YES
48027023116	MIDDLE	YES
48027023117	MIDDLE	YES
48027023118	MIDDLE	YES
48027023201	MIDDLE	NO
48027023202	MODERATE	YES
48027023203	MODERATE	YES
48027023204	MODERATE	YES
48027023301	UPPER	NO
48027023302	UPPER	YES
48027023402	MIDDLE	NO
48027023404	UPPER	NO
48027023405	UPPER	NO

Bell, TEXAS

Census Tract	Tract Income Class	Minority Tract
48027023406	UPPER	NO
48027023500	MODERATE	YES
48027980001	NA	NO
48027980002	NA	NO
48027980003	NA	YES

Summary Data: Bell

Number of Census Tracts	87
Number of Minority Tracts	57
Percentage of Minority Tracts	65.52%
Number of Low Income Tracts	6
Percentage of Low Income Tracts	6.90%
Number of Moderate Income Tracts	25
Percentage of Moderate Income Tracts	28.74%
Number of Middle Income Tracts	28
Percentage of Middle Income Tracts	32.18%
Number of Upper Income Tracts	24
Percentage of Upper Income Tracts	27.59%
Number of NA Income Tracts	4
Percentage of NA Income Tracts	4.60%

Bexar, TEXAS

Census Tract	Tract Income Class	Minority Tract
--------------	--------------------	----------------

Bexar, TEXAS

Census Tract	Tract Income Class	Minority Tract
48029110100	MIDDLE	YES
48029110300	MODERATE	YES
48029110500	LOW	YES
48029110600	LOW	YES
48029110700	MODERATE	YES
48029111000	MODERATE	YES
48029111100	UPPER	YES
48029120100	MIDDLE	NO
48029120301	UPPER	NO
48029120302	UPPER	NO
48029120401	UPPER	NO
48029120402	UPPER	NO
48029120502	MODERATE	YES
48029120503	MODERATE	YES
48029120504	MODERATE	YES
48029120601	MODERATE	YES
48029120602	MIDDLE	NO
48029120701	MODERATE	YES
48029120702	UPPER	NO
48029120800	UPPER	NO
48029120901	UPPER	YES
48029120902	MIDDLE	YES
48029121000	MODERATE	YES
48029121110	UPPER	YES
48029121111	MIDDLE	YES
48029121112	MIDDLE	YES
48029121115	UPPER	NO

Bexar, TEXAS

Census Tract	Tract Income Class	Minority Tract
48029121116	UPPER	YES
48029121117	MIDDLE	YES
48029121118	MIDDLE	YES
48029121119	MIDDLE	YES
48029121120	MIDDLE	YES
48029121121	UPPER	NO
48029121122	UPPER	NO
48029121123	MODERATE	YES
48029121124	UPPER	NO
48029121203	MODERATE	YES
48029121204	MODERATE	YES
48029121205	LOW	YES
48029121206	MIDDLE	YES
48029121300	MIDDLE	YES
48029121402	MIDDLE	YES
48029121403	MODERATE	YES
48029121404	LOW	YES
48029121501	MIDDLE	YES
48029121504	MIDDLE	YES
48029121505	MIDDLE	YES
48029121506	MODERATE	YES
48029121507	MIDDLE	YES
48029121508	MODERATE	YES
48029121601	MODERATE	YES
48029121604	MIDDLE	YES
48029121605	MIDDLE	YES
48029121606	MIDDLE	YES

Bexar, TEXAS

Census Tract	Tract Income Class	Minority Tract
48029121701	MIDDLE	YES
48029121702	MIDDLE	YES
48029121802	MIDDLE	YES
48029121803	MIDDLE	YES
48029121804	MODERATE	YES
48029121808	MIDDLE	YES
48029121809	MIDDLE	YES
48029121810	MIDDLE	YES
48029121811	MIDDLE	YES
48029121812	MIDDLE	YES
48029121813	MIDDLE	YES
48029121903	UPPER	NO
48029121904	UPPER	YES
48029121905	UPPER	YES
48029121906	UPPER	YES
48029121908	UPPER	NO
48029121909	UPPER	YES
48029121910	UPPER	YES
48029121911	UPPER	YES
48029121912	UPPER	YES
48029130200	MODERATE	YES
48029130300	LOW	YES
48029130401	MODERATE	YES
48029130402	LOW	YES
48029130500	LOW	YES
48029130600	LOW	YES
48029130700	LOW	YES

Bexar, TEXAS

Census Tract	Tract Income Class	Minority Tract
48029130800	LOW	YES
48029130900	MODERATE	YES
48029131000	MODERATE	YES
48029131100	MODERATE	YES
48029131200	LOW	YES
48029131300	MODERATE	YES
48029131401	MIDDLE	YES
48029131402	MODERATE	YES
48029131503	MIDDLE	YES
48029131504	MODERATE	YES
48029131505	MIDDLE	YES
48029131506	MIDDLE	YES
48029131507	MODERATE	YES
48029131601	UPPER	YES
48029131606	MIDDLE	YES
48029131608	MIDDLE	YES
48029131609	MIDDLE	YES
48029131610	MIDDLE	YES
48029131612	MIDDLE	YES
48029131614	MODERATE	YES
48029131615	MIDDLE	YES
48029131616	MIDDLE	YES
48029131700	UPPER	NO
48029131801	UPPER	NO
48029131802	MIDDLE	YES
48029140100	MODERATE	YES
48029140200	MODERATE	YES



Bexar, TEXAS

Census Tract	Tract Income Class	Minority Tract
48029140300	MODERATE	YES
48029140400	MODERATE	YES
48029140500	MODERATE	YES
48029140600	MODERATE	YES
48029140700	MODERATE	YES
48029140800	MODERATE	YES
48029140900	MODERATE	YES
48029141000	LOW	YES
48029141101	MODERATE	YES
48029141102	MODERATE	YES
48029141200	MODERATE	YES
48029141300	MODERATE	YES
48029141402	MIDDLE	YES
48029141403	MODERATE	YES
48029141404	MODERATE	YES
48029141600	MIDDLE	YES
48029141700	MIDDLE	YES
48029141800	MODERATE	YES
48029141900	MIDDLE	YES
48029150100	MODERATE	YES
48029150300	MODERATE	YES
48029150400	MODERATE	YES
48029150501	MODERATE	YES
48029150502	MODERATE	YES
48029150600	LOW	YES
48029150700	MODERATE	YES
48029150800	LOW	YES

Bexar, TEXAS

Census Tract	Tract Income Class	Minority Tract
48029150900	MODERATE	YES
48029151000	MODERATE	YES
48029151100	MODERATE	YES
48029151200	MODERATE	YES
48029151301	MODERATE	YES
48029151302	MODERATE	YES
48029151400	MODERATE	YES
48029151500	MODERATE	YES
48029151600	MODERATE	YES
48029151700	MIDDLE	YES
48029151900	MODERATE	YES
48029152000	MIDDLE	YES
48029152100	MIDDLE	YES
48029152201	MODERATE	YES
48029152202	MIDDLE	YES
48029160100	LOW	YES
48029160200	MODERATE	YES
48029160300	MODERATE	YES
48029160400	MODERATE	YES
48029160501	LOW	YES
48029160502	LOW	YES
48029160600	MODERATE	YES
48029160701	MODERATE	YES
48029160702	LOW	YES
48029160901	MODERATE	YES
48029160902	MODERATE	YES
48029161000	MODERATE	YES

Bexar, TEXAS

Census Tract	Tract Income Class	Minority Tract
48029161100	MODERATE	YES
48029161200	MODERATE	YES
48029161302	MODERATE	YES
48029161303	MODERATE	YES
48029161304	MODERATE	YES
48029161400	MIDDLE	NO
48029161501	MODERATE	YES
48029161503	MODERATE	YES
48029161504	MODERATE	YES
48029161600	MODERATE	YES
48029161801	MIDDLE	YES
48029161802	MODERATE	YES
48029161901	MODERATE	YES
48029161902	MIDDLE	YES
48029162001	MODERATE	YES
48029162003	MIDDLE	YES
48029162004	MODERATE	YES
48029170101	MODERATE	YES
48029170102	MODERATE	YES
48029170200	LOW	YES
48029170300	MODERATE	YES
48029170401	LOW	YES
48029170402	MODERATE	YES
48029170500	MODERATE	YES
48029170600	MIDDLE	YES
48029170700	MODERATE	YES
48029170800	LOW	YES



Bexar, TEXAS

Census Tract	Tract Income Class	Minority Tract
48029170900	MODERATE	YES
48029171000	LOW	YES
48029171100	LOW	YES
48029171200	LOW	YES
48029171301	LOW	YES
48029171302	MODERATE	YES
48029171401	MODERATE	YES
48029171402	MODERATE	YES
48029171501	MODERATE	YES
48029171502	LOW	YES
48029171601	LOW	YES
48029171602	LOW	YES
48029171700	MODERATE	YES
48029171801	MODERATE	YES
48029171802	MODERATE	YES
48029171903	MODERATE	YES
48029171912	UPPER	YES
48029171913	MODERATE	YES
48029171914	MIDDLE	YES
48029171915	MIDDLE	YES
48029171916	UPPER	YES
48029171917	UPPER	YES
48029171918	MIDDLE	YES
48029171919	MIDDLE	YES
48029171920	MIDDLE	YES
48029171921	MIDDLE	YES
48029171922	MIDDLE	YES

Bexar, TEXAS

Census Tract	Tract Income Class	Minority Tract
48029171923	MIDDLE	YES
48029171924	MIDDLE	YES
48029171926	LOW	YES
48029171927	MIDDLE	YES
48029171928	UPPER	YES
48029171929	MIDDLE	YES
48029172002	UPPER	YES
48029172003	UPPER	YES
48029172004	UPPER	YES
48029172005	UPPER	YES
48029172006	UPPER	YES
48029172008	UPPER	YES
48029172009	UPPER	YES
48029180101	MIDDLE	YES
48029180102	UPPER	YES
48029180201	MODERATE	YES
48029180202	MODERATE	YES
48029180300	MODERATE	YES
48029180400	MODERATE	YES
48029180501	MODERATE	YES
48029180503	MODERATE	YES
48029180504	LOW	YES
48029180602	MODERATE	YES
48029180603	MIDDLE	YES
48029180604	MIDDLE	YES
48029180701	MODERATE	YES
48029180702	MODERATE	YES

Bexar, TEXAS

Census Tract	Tract Income Class	Minority Tract
48029180800	MODERATE	YES
48029180901	MIDDLE	YES
48029180902	MODERATE	YES
48029181001	MODERATE	YES
48029181003	LOW	YES
48029181004	MODERATE	YES
48029181005	LOW	YES
48029181100	MIDDLE	YES
48029181200	UPPER	YES
48029181301	MIDDLE	YES
48029181302	MIDDLE	YES
48029181303	MODERATE	YES
48029181402	MODERATE	YES
48029181403	MODERATE	YES
48029181404	MODERATE	YES
48029181503	MODERATE	YES
48029181504	MIDDLE	YES
48029181505	MIDDLE	YES
48029181506	MODERATE	YES
48029181601	MODERATE	YES
48029181602	MODERATE	YES
48029181703	UPPER	YES
48029181704	MIDDLE	YES
48029181705	MODERATE	YES
48029181711	MIDDLE	YES
48029181712	MIDDLE	YES
48029181713	MIDDLE	YES



Bexar, TEXAS

Census Tract	Tract Income Class	Minority Tract
48029181715	MIDDLE	YES
48029181716	MODERATE	YES
48029181718	MIDDLE	YES
48029181720	UPPER	YES
48029181721	UPPER	YES
48029181722	UPPER	YES
48029181723	MIDDLE	YES
48029181724	UPPER	YES
48029181725	MIDDLE	YES
48029181726	UPPER	YES
48029181727	MIDDLE	YES
48029181729	UPPER	YES
48029181730	MIDDLE	YES
48029181731	UPPER	YES
48029181732	MODERATE	YES
48029181733	UPPER	YES
48029181808	UPPER	YES
48029181809	MIDDLE	YES
48029181811	MIDDLE	YES
48029181813	MODERATE	YES
48029181814	UPPER	YES
48029181815	UPPER	YES
48029181816	UPPER	YES
48029181817	MIDDLE	YES
48029181818	UPPER	YES
48029181819	MIDDLE	YES
48029181820	MIDDLE	YES

Bexar, TEXAS

Census Tract	Tract Income Class	Minority Tract
48029181821	UPPER	YES
48029181822	MIDDLE	YES
48029181823	MIDDLE	YES
48029181824	UPPER	YES
48029181825	MIDDLE	YES
48029181826	UPPER	YES
48029181901	UPPER	YES
48029181902	UPPER	YES
48029182001	UPPER	YES
48029182002	UPPER	YES
48029182003	UPPER	YES
48029182101	UPPER	NO
48029182102	UPPER	NO
48029182103	UPPER	NO
48029182105	UPPER	YES
48029182106	UPPER	YES
48029190100	MODERATE	YES
48029190200	UPPER	YES
48029190400	UPPER	NO
48029190501	MODERATE	YES
48029190503	MODERATE	YES
48029190504	MIDDLE	YES
48029190601	MODERATE	YES
48029190603	MODERATE	YES
48029190604	MODERATE	YES
48029190700	MIDDLE	YES
48029190800	UPPER	NO

Bexar, TEXAS

Census Tract	Tract Income Class	Minority Tract
48029190901	MODERATE	YES
48029190902	MIDDLE	YES
48029191003	MODERATE	YES
48029191004	LOW	YES
48029191005	MODERATE	YES
48029191006	MODERATE	YES
48029191101	UPPER	NO
48029191102	UPPER	YES
48029191201	MIDDLE	YES
48029191202	MODERATE	YES
48029191303	MIDDLE	YES
48029191304	LOW	YES
48029191405	UPPER	NO
48029191406	UPPER	NO
48029191408	MODERATE	YES
48029191409	MODERATE	YES
48029191410	MODERATE	YES
48029191411	MIDDLE	YES
48029191412	UPPER	NO
48029191413	UPPER	NO
48029191503	UPPER	NO
48029191504	UPPER	NO
48029191505	UPPER	NO
48029191506	UPPER	YES
48029191701	UPPER	NO
48029191702	UPPER	NO
48029191804	UPPER	NO



Bexar, TEXAS

Census Tract	Tract Income Class	Minority Tract
48029191806	UPPER	NO
48029191807	UPPER	YES
48029191808	UPPER	YES
48029191809	UPPER	YES
48029191810	UPPER	YES
48029191811	UPPER	YES
48029191812	UPPER	YES
48029191813	UPPER	YES
48029191814	UPPER	YES
48029191815	UPPER	YES
48029191816	UPPER	NO
48029191818	UPPER	YES
48029191819	UPPER	YES
48029191900	MIDDLE	YES
48029192000	MIDDLE	YES
48029192100	UPPER	YES
48029192200	MODERATE	YES
48029192300	UPPER	NO
48029980001	NA	YES
48029980002	NA	NO
48029980003	MIDDLE	NO
48029980004	NA	YES
48029980005	NA	YES
48029980100	LOW	YES

Bexar, TEXAS

Census Tract	Tract Income Class	Minority Tract
Summary Data: Bexar		
Number of Census Tracts		375
Number of Minority Tracts		337
Percentage of Minority Tracts		89.87%
Number of Low Income Tracts		35
Percentage of Low Income Tracts		9.33%
Number of Moderate Income Tracts		137
Percentage of Moderate Income Tracts		36.53%
Number of Middle Income Tracts		102
Percentage of Middle Income Tracts		27.20%
Number of Upper Income Tracts		97
Percentage of Upper Income Tracts		25.87%
Number of NA Income Tracts		4
Percentage of NA Income Tracts		1.07%

Blanco, TEXAS

Census Tract	Tract Income Class	Minority Tract
48031950101	MIDDLE	NO
48031950102	UPPER	NO
48031950201	MIDDLE	NO
48031950202	UPPER	NO

Blanco, TEXAS

Census Tract	Tract Income Class	Minority Tract
Summary Data: Blanco		
Number of Census Tracts		4
Number of Minority Tracts		0
Percentage of Minority Tracts		0.00%
Number of Low Income Tracts		0
Percentage of Low Income Tracts		0.00%
Number of Moderate Income Tracts		0
Percentage of Moderate Income Tracts		0.00%
Number of Middle Income Tracts		2
Percentage of Middle Income Tracts		50.00%
Number of Upper Income Tracts		2
Percentage of Upper Income Tracts		50.00%
Number of NA Income Tracts		0
Percentage of NA Income Tracts		0.00%

Borden, TEXAS

Census Tract	Tract Income Class	Minority Tract
48033950100	UPPER	NO



Borden, TEXAS

Census Tract	Tract Income Class	Minority Tract
Summary Data: Borden		
Number of Census Tracts		1
Number of Minority Tracts		0
Percentage of Minority Tracts		0.00%
Number of Low Income Tracts		0
Percentage of Low Income Tracts		0.00%
Number of Moderate Income Tracts		0
Percentage of Moderate Income Tracts		0.00%
Number of Middle Income Tracts		0
Percentage of Middle Income Tracts		0.00%
Number of Upper Income Tracts		1
Percentage of Upper Income Tracts		100.00%
Number of NA Income Tracts		0
Percentage of NA Income Tracts		0.00%

Bosque, TEXAS

Census Tract	Tract Income Class	Minority Tract
48035950100	MIDDLE	NO
48035950200	MIDDLE	NO
48035950300	MIDDLE	NO
48035950400	UPPER	NO
48035950500	MIDDLE	NO

Bosque, TEXAS

Census Tract	Tract Income Class	Minority Tract
48035950600	MIDDLE	NO
48035950700	MIDDLE	NO
Summary Data: Bosque		
Number of Census Tracts		7
Number of Minority Tracts		0
Percentage of Minority Tracts		0.00%
Number of Low Income Tracts		0
Percentage of Low Income Tracts		0.00%
Number of Moderate Income Tracts		0
Percentage of Moderate Income Tracts		0.00%
Number of Middle Income Tracts		6
Percentage of Middle Income Tracts		85.71%
Number of Upper Income Tracts		1
Percentage of Upper Income Tracts		14.29%
Number of NA Income Tracts		0
Percentage of NA Income Tracts		0.00%

Bowie, TEXAS

Census Tract	Tract Income Class	Minority Tract
48037010100	MIDDLE	YES
48037010400	MODERATE	YES
48037010500	LOW	YES

Bowie, TEXAS

Census Tract	Tract Income Class	Minority Tract
48037010600	LOW	YES
48037010700	MIDDLE	YES
48037010800	MODERATE	YES
48037010903	UPPER	NO
48037010904	UPPER	NO
48037010905	MIDDLE	YES
48037010906	UPPER	NO
48037011001	UPPER	NO
48037011002	MIDDLE	NO
48037011101	MIDDLE	NO
48037011102	MIDDLE	NO
48037011201	UPPER	NO
48037011202	UPPER	NO
48037011301	MIDDLE	NO
48037011302	MODERATE	NO
48037011402	MIDDLE	NO
48037011403	UPPER	NO
48037011404	UPPER	NO
48037011501	MIDDLE	NO
48037011502	MODERATE	NO
48037011601	MIDDLE	NO
48037011602	MIDDLE	NO
48037011700	MIDDLE	NO



Bowie, TEXAS

Census Tract	Tract Income Class	Minority Tract
Summary Data: Bowie		
Number of Census Tracts		26
Number of Minority Tracts		7
Percentage of Minority Tracts		26.92%
Number of Low Income Tracts		2
Percentage of Low Income Tracts		7.69%
Number of Moderate Income Tracts		4
Percentage of Moderate Income Tracts		15.38%
Number of Middle Income Tracts		12
Percentage of Middle Income Tracts		46.15%
Number of Upper Income Tracts		8
Percentage of Upper Income Tracts		30.77%
Number of NA Income Tracts		0
Percentage of NA Income Tracts		0.00%

Brazoria, TEXAS

Census Tract	Tract Income Class	Minority Tract
48039660100	UPPER	NO
48039660200	UPPER	NO
48039660301	MIDDLE	YES
48039660302	UPPER	NO
48039660303	UPPER	NO

Brazoria, TEXAS

Census Tract	Tract Income Class	Minority Tract
48039660401	MIDDLE	YES
48039660402	UPPER	YES
48039660403	UPPER	YES
48039660501	UPPER	YES
48039660502	UPPER	YES
48039660503	MIDDLE	YES
48039660504	MIDDLE	YES
48039660603	UPPER	YES
48039660604	UPPER	YES
48039660605	UPPER	YES
48039660606	UPPER	YES
48039660607	NA	YES
48039660608	MIDDLE	NO
48039660609	UPPER	YES
48039660610	UPPER	YES
48039660611	UPPER	YES
48039660612	UPPER	YES
48039660613	UPPER	YES
48039660614	UPPER	YES
48039660615	UPPER	YES
48039660616	MIDDLE	YES
48039660703	UPPER	YES
48039660704	UPPER	YES
48039660705	UPPER	YES
48039660706	UPPER	YES
48039660707	UPPER	YES
48039660708	UPPER	YES

Brazoria, TEXAS

Census Tract	Tract Income Class	Minority Tract
48039660803	UPPER	YES
48039660804	UPPER	YES
48039660805	UPPER	YES
48039660806	MIDDLE	YES
48039660901	MIDDLE	YES
48039660902	MIDDLE	YES
48039661000	UPPER	NO
48039661100	MODERATE	YES
48039661200	LOW	NO
48039661300	MODERATE	YES
48039661400	MODERATE	NO
48039661501	MIDDLE	NO
48039661502	MIDDLE	NO
48039661601	MIDDLE	NO
48039661602	MIDDLE	YES
48039661700	MIDDLE	NO
48039661800	UPPER	YES
48039661901	MIDDLE	YES
48039661902	MIDDLE	YES
48039662000	MIDDLE	NO
48039662100	MIDDLE	YES
48039662200	UPPER	NO
48039662300	MIDDLE	NO
48039662400	MIDDLE	NO
48039662500	UPPER	NO
48039662600	MIDDLE	NO
48039662700	MIDDLE	NO



Brazoria, TEXAS

Census Tract	Tract Income Class	Minority Tract
48039662800	MIDDLE	NO
48039662900	MIDDLE	NO
48039663000	MIDDLE	NO
48039663100	UPPER	NO
48039663200	MIDDLE	NO
48039663300	MODERATE	YES
48039663400	MIDDLE	NO
48039663500	MIDDLE	NO
48039663600	UPPER	NO
48039663700	MIDDLE	YES
48039663800	MODERATE	YES
48039663900	MODERATE	YES
48039664000	MIDDLE	YES
48039664100	MIDDLE	YES
48039664200	MIDDLE	NO
48039664300	MODERATE	YES
48039664400	MODERATE	YES
48039664501	MIDDLE	NO
48039990000	NA	NO

Brazoria, TEXAS

Census Tract	Tract Income Class	Minority Tract
Summary Data: Brazoria		
Number of Census Tracts		78
Number of Minority Tracts		48
Percentage of Minority Tracts		61.54%
Number of Low Income Tracts		1
Percentage of Low Income Tracts		1.28%
Number of Moderate Income Tracts		8
Percentage of Moderate Income Tracts		10.26%
Number of Middle Income Tracts		33
Percentage of Middle Income Tracts		42.31%
Number of Upper Income Tracts		34
Percentage of Upper Income Tracts		43.59%
Number of NA Income Tracts		2
Percentage of NA Income Tracts		2.56%

Brazos, TEXAS

Census Tract	Tract Income Class	Minority Tract
48041000103	MIDDLE	NO
48041000104	MIDDLE	NO
48041000105	UPPER	NO
48041000106	UPPER	NO
48041000107	UPPER	NO

Brazos, TEXAS

Census Tract	Tract Income Class	Minority Tract
48041000108	UPPER	NO
48041000203	UPPER	NO
48041000204	MODERATE	YES
48041000205	UPPER	YES
48041000206	UPPER	NO
48041000207	UPPER	NO
48041000301	MODERATE	YES
48041000302	MIDDLE	YES
48041000401	MODERATE	YES
48041000402	LOW	YES
48041000501	LOW	YES
48041000502	LOW	YES
48041000603	MODERATE	YES
48041000605	MODERATE	YES
48041000606	MODERATE	YES
48041000700	MODERATE	YES
48041000800	MIDDLE	NO
48041000900	LOW	YES
48041001001	NA	YES
48041001002	MODERATE	NO
48041001101	MIDDLE	NO
48041001102	MODERATE	YES
48041001301	LOW	NO
48041001302	MIDDLE	NO
48041001303	MODERATE	NO
48041001401	LOW	NO
48041001604	MODERATE	NO



Brazos, TEXAS

Census Tract	Tract Income Class	Minority Tract
48041001605	MODERATE	YES
48041001606	MODERATE	YES
48041001607	MODERATE	YES
48041001608	UPPER	NO
48041001702	MODERATE	YES
48041001703	LOW	YES
48041001704	MODERATE	YES
48041001801	MIDDLE	NO
48041001803	MIDDLE	NO
48041001804	MODERATE	NO
48041001901	UPPER	NO
48041001902	MIDDLE	NO
48041002001	UPPER	NO
48041002006	UPPER	NO
48041002009	UPPER	NO
48041002010	UPPER	NO
48041002011	UPPER	NO
48041002014	MIDDLE	NO
48041002016	UPPER	NO
48041002017	NA	YES
48041002018	MIDDLE	NO
48041002019	MIDDLE	NO
48041002020	UPPER	NO
48041002021	MIDDLE	NO
48041002022	UPPER	NO
48041002023	NA	NO
48041002024	NA	NO

Brazos, TEXAS

Census Tract	Tract Income Class	Minority Tract
48041002025	UPPER	NO
48041002026	UPPER	NO
48041002100	LOW	NO
48041980000	NA	YES

Summary Data: Brazos

Number of Census Tracts	63
Number of Minority Tracts	23
Percentage of Minority Tracts	36.51%
Number of Low Income Tracts	8
Percentage of Low Income Tracts	12.70%
Number of Moderate Income Tracts	17
Percentage of Moderate Income Tracts	26.98%
Number of Middle Income Tracts	13
Percentage of Middle Income Tracts	20.63%
Number of Upper Income Tracts	20
Percentage of Upper Income Tracts	31.75%
Number of NA Income Tracts	5
Percentage of NA Income Tracts	7.94%

Brewster, TEXAS

Census Tract	Tract Income Class	Minority Tract
48043950300	UPPER	NO

Brewster, TEXAS

Census Tract	Tract Income Class	Minority Tract
48043950400	MODERATE	YES
48043950500	MIDDLE	NO

Summary Data: Brewster

Number of Census Tracts	3
Number of Minority Tracts	1
Percentage of Minority Tracts	33.33%
Number of Low Income Tracts	0
Percentage of Low Income Tracts	0.00%
Number of Moderate Income Tracts	1
Percentage of Moderate Income Tracts	33.33%
Number of Middle Income Tracts	1
Percentage of Middle Income Tracts	33.33%
Number of Upper Income Tracts	1
Percentage of Upper Income Tracts	33.33%
Number of NA Income Tracts	0
Percentage of NA Income Tracts	0.00%

Briscoe, TEXAS

Census Tract	Tract Income Class	Minority Tract
48045950200	MIDDLE	NO



Briscoe, TEXAS

Census Tract	Tract Income Class	Minority Tract
Summary Data: Briscoe		
Number of Census Tracts		1
Number of Minority Tracts		0
Percentage of Minority Tracts		0.00%
Number of Low Income Tracts		0
Percentage of Low Income Tracts		0.00%
Number of Moderate Income Tracts		0
Percentage of Moderate Income Tracts		0.00%
Number of Middle Income Tracts		1
Percentage of Middle Income Tracts		100.00%
Number of Upper Income Tracts		0
Percentage of Upper Income Tracts		0.00%
Number of NA Income Tracts		0
Percentage of NA Income Tracts		0.00%

Brooks, TEXAS

Census Tract	Tract Income Class	Minority Tract
48047950100	MODERATE	YES
48047950200	MODERATE	YES

Brooks, TEXAS

Census Tract	Tract Income Class	Minority Tract
Summary Data: Brooks		
Number of Census Tracts		2
Number of Minority Tracts		2
Percentage of Minority Tracts		100.00%
Number of Low Income Tracts		0
Percentage of Low Income Tracts		0.00%
Number of Moderate Income Tracts		2
Percentage of Moderate Income Tracts		100.00%
Number of Middle Income Tracts		0
Percentage of Middle Income Tracts		0.00%
Number of Upper Income Tracts		0
Percentage of Upper Income Tracts		0.00%
Number of NA Income Tracts		0
Percentage of NA Income Tracts		0.00%

Brown, TEXAS

Census Tract	Tract Income Class	Minority Tract
48049950100	MIDDLE	NO
48049950201	MIDDLE	NO
48049950202	UPPER	NO
48049950300	UPPER	NO
48049950500	MIDDLE	NO

Brown, TEXAS

Census Tract	Tract Income Class	Minority Tract
48049950600	LOW	NO
48049950700	NA	YES
48049950800	MODERATE	YES
48049950900	MIDDLE	NO
48049951000	MIDDLE	NO
48049951100	MIDDLE	NO
48049951200	UPPER	NO
48049951300	MIDDLE	NO
Summary Data: Brown		
Number of Census Tracts		13
Number of Minority Tracts		2
Percentage of Minority Tracts		15.38%
Number of Low Income Tracts		1
Percentage of Low Income Tracts		7.69%
Number of Moderate Income Tracts		1
Percentage of Moderate Income Tracts		7.69%
Number of Middle Income Tracts		7
Percentage of Middle Income Tracts		53.85%
Number of Upper Income Tracts		3
Percentage of Upper Income Tracts		23.08%
Number of NA Income Tracts		1
Percentage of NA Income Tracts		7.69%



Burleson, TEXAS

Census Tract	Tract Income Class	Minority Tract
48051970100	MODERATE	NO
48051970201	MIDDLE	NO
48051970202	UPPER	NO
48051970300	MIDDLE	NO
48051970400	MIDDLE	NO
48051970501	MIDDLE	NO
48051970502	MIDDLE	NO

Summary Data: Burleson

Number of Census Tracts	7
Number of Minority Tracts	0
Percentage of Minority Tracts	0.00%
Number of Low Income Tracts	0
Percentage of Low Income Tracts	0.00%
Number of Moderate Income Tracts	1
Percentage of Moderate Income Tracts	14.29%
Number of Middle Income Tracts	5
Percentage of Middle Income Tracts	71.43%
Number of Upper Income Tracts	1
Percentage of Upper Income Tracts	14.29%
Number of NA Income Tracts	0
Percentage of NA Income Tracts	0.00%

Burnet, TEXAS

Census Tract	Tract Income Class	Minority Tract
48053960101	MIDDLE	NO
48053960102	UPPER	NO
48053960200	UPPER	NO
48053960301	UPPER	NO
48053960302	MIDDLE	NO
48053960401	MIDDLE	NO
48053960402	MIDDLE	NO
48053960501	MIDDLE	YES
48053960502	MIDDLE	NO
48053960600	UPPER	NO
48053960701	MIDDLE	NO
48053960702	MIDDLE	NO
48053960801	MIDDLE	NO
48053960802	UPPER	NO
48053960803	UPPER	NO

Burnet, TEXAS

Census Tract	Tract Income Class	Minority Tract
Summary Data: Burnet		
Number of Census Tracts		15
Number of Minority Tracts		1
Percentage of Minority Tracts		6.67%
Number of Low Income Tracts		0
Percentage of Low Income Tracts		0.00%
Number of Moderate Income Tracts		0
Percentage of Moderate Income Tracts		0.00%
Number of Middle Income Tracts		9
Percentage of Middle Income Tracts		60.00%
Number of Upper Income Tracts		6
Percentage of Upper Income Tracts		40.00%
Number of NA Income Tracts		0
Percentage of NA Income Tracts		0.00%

Caldwell, TEXAS

Census Tract	Tract Income Class	Minority Tract
48055960102	MIDDLE	YES
48055960103	MODERATE	YES
48055960104	MODERATE	YES
48055960200	MODERATE	YES
48055960300	MODERATE	YES

Caldwell, TEXAS

Census Tract	Tract Income Class	Minority Tract
48055960400	MODERATE	YES
48055960501	MODERATE	YES
48055960502	MIDDLE	YES
48055960600	MIDDLE	NO
48055960701	MODERATE	YES
48055960702	MODERATE	YES

Summary Data: Caldwell

Number of Census Tracts	11
Number of Minority Tracts	10
Percentage of Minority Tracts	90.91%
Number of Low Income Tracts	0
Percentage of Low Income Tracts	0.00%
Number of Moderate Income Tracts	8
Percentage of Moderate Income Tracts	72.73%
Number of Middle Income Tracts	3
Percentage of Middle Income Tracts	27.27%
Number of Upper Income Tracts	0
Percentage of Upper Income Tracts	0.00%
Number of NA Income Tracts	0
Percentage of NA Income Tracts	0.00%

Calhoun, TEXAS

Census Tract	Tract Income Class	Minority Tract
48057000100	UPPER	YES
48057000200	MIDDLE	YES
48057000300	MIDDLE	NO
48057000401	MIDDLE	YES
48057000402	MIDDLE	YES
48057000501	MIDDLE	NO
48057000502	MIDDLE	NO
48057990000	NA	NO

Summary Data: Calhoun

Number of Census Tracts	8
Number of Minority Tracts	4
Percentage of Minority Tracts	50.00%
Number of Low Income Tracts	0
Percentage of Low Income Tracts	0.00%
Number of Moderate Income Tracts	0
Percentage of Moderate Income Tracts	0.00%
Number of Middle Income Tracts	6
Percentage of Middle Income Tracts	75.00%
Number of Upper Income Tracts	1
Percentage of Upper Income Tracts	12.50%
Number of NA Income Tracts	1
Percentage of NA Income Tracts	12.50%

Callahan, TEXAS

Census Tract	Tract Income Class	Minority Tract
48059030101	MIDDLE	NO
48059030102	MIDDLE	NO
48059030200	MIDDLE	NO

Summary Data: Callahan

Number of Census Tracts	3
Number of Minority Tracts	0
Percentage of Minority Tracts	0.00%
Number of Low Income Tracts	0
Percentage of Low Income Tracts	0.00%
Number of Moderate Income Tracts	0
Percentage of Moderate Income Tracts	0.00%
Number of Middle Income Tracts	3
Percentage of Middle Income Tracts	100.00%
Number of Upper Income Tracts	0
Percentage of Upper Income Tracts	0.00%
Number of NA Income Tracts	0
Percentage of NA Income Tracts	0.00%

Cameron, TEXAS

Census Tract	Tract Income Class	Minority Tract
48061010101	UPPER	YES
48061010102	MIDDLE	YES

Cameron, TEXAS

Census Tract	Tract Income Class	Minority Tract
48061010103	MIDDLE	YES
48061010201	MIDDLE	YES
48061010204	UPPER	YES
48061010205	UPPER	YES
48061010301	MIDDLE	YES
48061010303	UPPER	YES
48061010304	MIDDLE	YES
48061010403	MIDDLE	YES
48061010404	UPPER	YES
48061010405	UPPER	YES
48061010406	UPPER	YES
48061010500	MIDDLE	YES
48061010602	UPPER	YES
48061010603	MODERATE	YES
48061010604	MIDDLE	YES
48061010700	MIDDLE	YES
48061010801	MODERATE	YES
48061010802	MODERATE	YES
48061010900	MODERATE	YES
48061011000	LOW	YES
48061011100	MIDDLE	YES
48061011200	MODERATE	YES
48061011301	UPPER	YES
48061011302	UPPER	YES
48061011401	MIDDLE	YES
48061011402	UPPER	YES
48061011500	MODERATE	YES

Cameron, TEXAS

Census Tract	Tract Income Class	Minority Tract
48061011601	MODERATE	YES
48061011602	MIDDLE	YES
48061011701	MODERATE	YES
48061011702	MODERATE	YES
48061011801	MIDDLE	YES
48061011802	MIDDLE	YES
48061011903	MIDDLE	YES
48061011904	MODERATE	YES
48061011905	UPPER	YES
48061011906	MIDDLE	YES
48061011907	MODERATE	YES
48061011908	UPPER	YES
48061012002	UPPER	YES
48061012003	MIDDLE	YES
48061012004	MIDDLE	YES
48061012103	MODERATE	NO
48061012104	UPPER	YES
48061012105	MODERATE	YES
48061012106	MIDDLE	YES
48061012201	MODERATE	YES
48061012202	UPPER	YES
48061012203	MIDDLE	YES
48061012301	UPPER	YES
48061012304	MIDDLE	YES
48061012305	UPPER	NO
48061012402	MIDDLE	YES
48061012403	UPPER	YES

Cameron, TEXAS

Census Tract	Tract Income Class	Minority Tract
48061012404	MIDDLE	YES
48061012506	UPPER	YES
48061012508	MIDDLE	YES
48061012509	NA	YES
48061012510	UPPER	YES
48061012511	MIDDLE	YES
48061012512	MODERATE	YES
48061012513	MIDDLE	YES
48061012514	MIDDLE	YES
48061012515	UPPER	YES
48061012516	UPPER	YES
48061012517	UPPER	YES
48061012607	MODERATE	YES
48061012608	MIDDLE	YES
48061012613	UPPER	YES
48061012614	MODERATE	YES
48061012615	MODERATE	YES
48061012616	UPPER	YES
48061012617	UPPER	YES
48061012700	MIDDLE	YES
48061012800	MIDDLE	YES
48061012900	MIDDLE	YES
48061013002	MIDDLE	YES
48061013003	MODERATE	YES
48061013004	MIDDLE	YES
48061013102	UPPER	YES
48061013104	UPPER	YES



Cameron, TEXAS

Census Tract	Tract Income Class	Minority Tract
48061013106	MODERATE	YES
48061013203	MODERATE	YES
48061013204	MIDDLE	YES
48061013205	MODERATE	YES
48061013206	MIDDLE	YES
48061013207	MIDDLE	YES
48061013303	MIDDLE	YES
48061013305	MIDDLE	YES
48061013306	MODERATE	YES
48061013307	MODERATE	YES
48061013308	MODERATE	YES
48061013309	MODERATE	YES
48061013401	MODERATE	YES
48061013402	MODERATE	YES
48061013500	MIDDLE	YES
48061013600	MIDDLE	YES
48061013700	LOW	YES
48061013801	LOW	YES
48061013802	MODERATE	YES
48061013901	MODERATE	YES
48061013902	MODERATE	YES
48061013903	MODERATE	YES
48061014001	MODERATE	YES
48061014002	MODERATE	YES
48061014101	MIDDLE	YES
48061014102	MIDDLE	YES
48061014103	MODERATE	YES

Cameron, TEXAS

Census Tract	Tract Income Class	Minority Tract
48061014201	MODERATE	YES
48061014202	MIDDLE	YES
48061014300	MODERATE	YES
48061014401	UPPER	YES
48061014402	UPPER	YES
48061014403	MIDDLE	YES
48061014404	MIDDLE	YES
48061014501	UPPER	YES
48061014502	UPPER	YES
48061980001	NA	NO
48061980100	NA	YES
48061990000	NA	NO

Cameron, TEXAS

Census Tract	Tract Income Class	Minority Tract
Summary Data: Cameron		
Number of Census Tracts		122
Number of Minority Tracts		118
Percentage of Minority Tracts		96.72%
Number of Low Income Tracts		3
Percentage of Low Income Tracts		2.46%
Number of Moderate Income Tracts		37
Percentage of Moderate Income Tracts		30.33%
Number of Middle Income Tracts		45
Percentage of Middle Income Tracts		36.89%
Number of Upper Income Tracts		33
Percentage of Upper Income Tracts		27.05%
Number of NA Income Tracts		4
Percentage of NA Income Tracts		3.28%

Camp, TEXAS

Census Tract	Tract Income Class	Minority Tract
48063950101	MIDDLE	NO
48063950102	MIDDLE	NO
48063950200	MIDDLE	YES



Camp, TEXAS

Census Tract	Tract Income Class	Minority Tract
Summary Data: Camp		
Number of Census Tracts		3
Number of Minority Tracts		1
Percentage of Minority Tracts		33.33%
Number of Low Income Tracts		0
Percentage of Low Income Tracts		0.00%
Number of Moderate Income Tracts		0
Percentage of Moderate Income Tracts		0.00%
Number of Middle Income Tracts		3
Percentage of Middle Income Tracts		100.00%
Number of Upper Income Tracts		0
Percentage of Upper Income Tracts		0.00%
Number of NA Income Tracts		0
Percentage of NA Income Tracts		0.00%

Carson, TEXAS

Census Tract	Tract Income Class	Minority Tract
48065950100	UPPER	NO
48065950200	UPPER	NO

Carson, TEXAS

Census Tract	Tract Income Class	Minority Tract
Summary Data: Carson		
Number of Census Tracts		2
Number of Minority Tracts		0
Percentage of Minority Tracts		0.00%
Number of Low Income Tracts		0
Percentage of Low Income Tracts		0.00%
Number of Moderate Income Tracts		0
Percentage of Moderate Income Tracts		0.00%
Number of Middle Income Tracts		0
Percentage of Middle Income Tracts		0.00%
Number of Upper Income Tracts		2
Percentage of Upper Income Tracts		100.00%
Number of NA Income Tracts		0
Percentage of NA Income Tracts		0.00%

Cass, TEXAS

Census Tract	Tract Income Class	Minority Tract
48067950101	UPPER	NO
48067950102	MIDDLE	NO
48067950200	MODERATE	NO
48067950300	MIDDLE	NO
48067950400	MIDDLE	NO

Cass, TEXAS

Census Tract	Tract Income Class	Minority Tract
48067950500	UPPER	NO
48067950601	MIDDLE	NO
48067950602	MIDDLE	NO
48067950700	MIDDLE	NO
Summary Data: Cass		
Number of Census Tracts		9
Number of Minority Tracts		0
Percentage of Minority Tracts		0.00%
Number of Low Income Tracts		0
Percentage of Low Income Tracts		0.00%
Number of Moderate Income Tracts		1
Percentage of Moderate Income Tracts		11.11%
Number of Middle Income Tracts		6
Percentage of Middle Income Tracts		66.67%
Number of Upper Income Tracts		2
Percentage of Upper Income Tracts		22.22%
Number of NA Income Tracts		0
Percentage of NA Income Tracts		0.00%

Castro, TEXAS

Census Tract	Tract Income Class	Minority Tract
48069950100	UPPER	NO



Castro, TEXAS

Census Tract	Tract Income Class	Minority Tract
48069950200	MIDDLE	YES
48069950300	MODERATE	YES

Summary Data: Castro

Number of Census Tracts	3
Number of Minority Tracts	2
Percentage of Minority Tracts	66.67%
Number of Low Income Tracts	0
Percentage of Low Income Tracts	0.00%
Number of Moderate Income Tracts	1
Percentage of Moderate Income Tracts	33.33%
Number of Middle Income Tracts	1
Percentage of Middle Income Tracts	33.33%
Number of Upper Income Tracts	1
Percentage of Upper Income Tracts	33.33%
Number of NA Income Tracts	0
Percentage of NA Income Tracts	0.00%

Chambers, TEXAS

Census Tract	Tract Income Class	Minority Tract
48071710100	UPPER	NO
48071710201	UPPER	YES
48071710202	UPPER	NO

Chambers, TEXAS

Census Tract	Tract Income Class	Minority Tract
48071710300	MIDDLE	NO
48071710401	MODERATE	NO
48071710500	MODERATE	NO
48071710600	NA	NO
48071990000	NA	NO

Summary Data: Chambers

Number of Census Tracts	8
Number of Minority Tracts	1
Percentage of Minority Tracts	12.50%
Number of Low Income Tracts	0
Percentage of Low Income Tracts	0.00%
Number of Moderate Income Tracts	2
Percentage of Moderate Income Tracts	25.00%
Number of Middle Income Tracts	1
Percentage of Middle Income Tracts	12.50%
Number of Upper Income Tracts	3
Percentage of Upper Income Tracts	37.50%
Number of NA Income Tracts	2
Percentage of NA Income Tracts	25.00%

Cherokee, TEXAS

Census Tract	Tract Income Class	Minority Tract
48073950100	MIDDLE	NO
48073950201	UPPER	NO
48073950202	MIDDLE	NO
48073950301	MIDDLE	NO
48073950302	MIDDLE	NO
48073950400	MODERATE	YES
48073950500	MODERATE	YES
48073950600	MIDDLE	NO
48073950700	MIDDLE	YES
48073950801	MIDDLE	NO
48073950802	MIDDLE	NO
48073950900	MIDDLE	NO
48073951000	MIDDLE	NO
48073951100	MIDDLE	NO

Cherokee, TEXAS

Census Tract	Tract Income Class	Minority Tract
48073950100	MIDDLE	NO
48073950201	UPPER	NO
48073950202	MIDDLE	NO
48073950301	MIDDLE	NO
48073950302	MIDDLE	NO
48073950400	MODERATE	YES
48073950500	MODERATE	YES
48073950600	MIDDLE	NO
48073950700	MIDDLE	YES
48073950801	MIDDLE	NO
48073950802	MIDDLE	NO
48073950900	MIDDLE	NO
48073951000	MIDDLE	NO
48073951100	MIDDLE	NO

Cherokee, TEXAS

Census Tract	Tract Income Class	Minority Tract
Summary Data: Cherokee		
Number of Census Tracts		14
Number of Minority Tracts		3
Percentage of Minority Tracts		21.43%
Number of Low Income Tracts		0
Percentage of Low Income Tracts		0.00%
Number of Moderate Income Tracts		2
Percentage of Moderate Income Tracts		14.29%
Number of Middle Income Tracts		11
Percentage of Middle Income Tracts		78.57%
Number of Upper Income Tracts		1
Percentage of Upper Income Tracts		7.14%
Number of NA Income Tracts		0
Percentage of NA Income Tracts		0.00%

Childress, TEXAS

Census Tract	Tract Income Class	Minority Tract
48075950100	UPPER	NO
48075950200	MODERATE	NO

Childress, TEXAS

Census Tract	Tract Income Class	Minority Tract
Summary Data: Childress		
Number of Census Tracts		2
Number of Minority Tracts		0
Percentage of Minority Tracts		0.00%
Number of Low Income Tracts		0
Percentage of Low Income Tracts		0.00%
Number of Moderate Income Tracts		1
Percentage of Moderate Income Tracts		50.00%
Number of Middle Income Tracts		0
Percentage of Middle Income Tracts		0.00%
Number of Upper Income Tracts		1
Percentage of Upper Income Tracts		50.00%
Number of NA Income Tracts		0
Percentage of NA Income Tracts		0.00%

Clay, TEXAS


Census Tract	Tract Income Class	Minority Tract
48077030200	MIDDLE	NO
48077030301	MIDDLE	NO
48077030302	UPPER	NO

Clay, TEXAS

Census Tract	Tract Income Class	Minority Tract
Summary Data: Clay		
Number of Census Tracts		3
Number of Minority Tracts		0
Percentage of Minority Tracts		0.00%
Number of Low Income Tracts		0
Percentage of Low Income Tracts		0.00%
Number of Moderate Income Tracts		0
Percentage of Moderate Income Tracts		0.00%
Number of Middle Income Tracts		2
Percentage of Middle Income Tracts		66.67%
Number of Upper Income Tracts		1
Percentage of Upper Income Tracts		33.33%
Number of NA Income Tracts		0
Percentage of NA Income Tracts		0.00%

Cochran, TEXAS

Census Tract	Tract Income Class	Minority Tract
48079950100	MIDDLE	YES



Cochran, TEXAS

Census Tract	Tract Income Class	Minority Tract
Summary Data: Cochran		
Number of Census Tracts		1
Number of Minority Tracts		1
Percentage of Minority Tracts	100.00%	
Number of Low Income Tracts		0
Percentage of Low Income Tracts	0.00%	
Number of Moderate Income Tracts		0
Percentage of Moderate Income Tracts	0.00%	
Number of Middle Income Tracts		1
Percentage of Middle Income Tracts	100.00%	
Number of Upper Income Tracts		0
Percentage of Upper Income Tracts	0.00%	
Number of NA Income Tracts		0
Percentage of NA Income Tracts	0.00%	

Coke, TEXAS

Census Tract	Tract Income Class	Minority Tract
48081950100	MIDDLE	NO
48081950200	UPPER	NO

Coke, TEXAS

Census Tract	Tract Income Class	Minority Tract
Summary Data: Coke		
Number of Census Tracts		2
Number of Minority Tracts		0
Percentage of Minority Tracts	0.00%	
Number of Low Income Tracts		0
Percentage of Low Income Tracts	0.00%	
Number of Moderate Income Tracts		0
Percentage of Moderate Income Tracts	0.00%	
Number of Middle Income Tracts		1
Percentage of Middle Income Tracts	50.00%	
Number of Upper Income Tracts		1
Percentage of Upper Income Tracts	50.00%	
Number of NA Income Tracts		0
Percentage of NA Income Tracts	0.00%	

Coleman, TEXAS

Census Tract	Tract Income Class	Minority Tract
48083950300	MIDDLE	NO
48083950600	UPPER	NO
48083950700	MIDDLE	NO

Coleman, TEXAS

Census Tract	Tract Income Class	Minority Tract
Summary Data: Coleman		
Number of Census Tracts		3
Number of Minority Tracts		0
Percentage of Minority Tracts	0.00%	
Number of Low Income Tracts		0
Percentage of Low Income Tracts	0.00%	
Number of Moderate Income Tracts		0
Percentage of Moderate Income Tracts	0.00%	
Number of Middle Income Tracts		2
Percentage of Middle Income Tracts	66.67%	
Number of Upper Income Tracts		1
Percentage of Upper Income Tracts	33.33%	
Number of NA Income Tracts		0
Percentage of NA Income Tracts	0.00%	

Collin, TEXAS

Census Tract	Tract Income Class	Minority Tract
48085030101	MIDDLE	NO
48085030102	MODERATE	NO
48085030201	MIDDLE	NO
48085030202	UPPER	NO
48085030204	MIDDLE	NO



Collin, TEXAS

Census Tract	Tract Income Class	Minority Tract
48085030205	MIDDLE	NO
48085030206	UPPER	NO
48085030207	MIDDLE	NO
48085030301	UPPER	NO
48085030302	UPPER	NO
48085030303	UPPER	NO
48085030304	UPPER	NO
48085030306	UPPER	NO
48085030307	UPPER	NO
48085030403	UPPER	NO
48085030404	UPPER	NO
48085030405	MIDDLE	YES
48085030406	MIDDLE	YES
48085030407	UPPER	NO
48085030409	MODERATE	YES
48085030410	MIDDLE	YES
48085030504	UPPER	NO
48085030505	MIDDLE	YES
48085030506	UPPER	YES
48085030507	UPPER	NO
48085030509	UPPER	NO
48085030510	UPPER	YES
48085030511	UPPER	YES
48085030512	UPPER	NO
48085030515	UPPER	NO
48085030516	UPPER	YES
48085030517	UPPER	NO

Collin, TEXAS

Census Tract	Tract Income Class	Minority Tract
48085030518	UPPER	YES
48085030519	UPPER	YES
48085030520	UPPER	YES
48085030521	UPPER	YES
48085030524	UPPER	YES
48085030525	UPPER	NO
48085030529	UPPER	NO
48085030531	UPPER	NO
48085030532	UPPER	NO
48085030533	UPPER	NO
48085030534	UPPER	NO
48085030535	UPPER	NO
48085030536	UPPER	YES
48085030537	UPPER	YES
48085030538	UPPER	YES
48085030539	UPPER	NO
48085030540	MODERATE	YES
48085030541	UPPER	YES
48085030542	UPPER	YES
48085030543	NA	YES
48085030544	UPPER	NO
48085030545	UPPER	NO
48085030546	UPPER	NO
48085030547	UPPER	NO
48085030548	UPPER	NO
48085030549	UPPER	NO
48085030550	UPPER	NO

Collin, TEXAS

Census Tract	Tract Income Class	Minority Tract
48085030604	UPPER	NO
48085030605	MIDDLE	YES
48085030606	MIDDLE	NO
48085030607	UPPER	NO
48085030608	UPPER	NO
48085030609	UPPER	NO
48085030701	MIDDLE	YES
48085030702	MIDDLE	NO
48085030801	MODERATE	YES
48085030802	MODERATE	YES
48085030901	NA	YES
48085030902	NA	NO
48085030903	MODERATE	YES
48085031003	MIDDLE	YES
48085031005	MIDDLE	NO
48085031006	MIDDLE	NO
48085031007	MIDDLE	YES
48085031008	MODERATE	NO
48085031101	MIDDLE	NO
48085031102	MIDDLE	NO
48085031201	MIDDLE	NO
48085031202	UPPER	NO
48085031308	UPPER	NO
48085031314	UPPER	NO
48085031318	UPPER	NO
48085031319	MODERATE	YES
48085031320	UPPER	NO



Collin, TEXAS

Census Tract	Tract Income Class	Minority Tract
48085031321	UPPER	NO
48085031322	UPPER	NO
48085031323	MIDDLE	NO
48085031324	UPPER	NO
48085031325	UPPER	NO
48085031326	UPPER	NO
48085031327	UPPER	NO
48085031328	UPPER	YES
48085031329	UPPER	YES
48085031330	UPPER	NO
48085031331	MIDDLE	YES
48085031332	MIDDLE	YES
48085031333	UPPER	YES
48085031334	UPPER	NO
48085031335	UPPER	NO
48085031336	UPPER	NO
48085031408	UPPER	NO
48085031411	UPPER	YES
48085031412	UPPER	NO
48085031413	MIDDLE	YES
48085031414	UPPER	NO
48085031415	UPPER	NO
48085031416	UPPER	YES
48085031417	UPPER	YES
48085031418	UPPER	YES
48085031419	UPPER	NO
48085031420	MIDDLE	NO

Collin, TEXAS

Census Tract	Tract Income Class	Minority Tract
48085031421	UPPER	YES
48085031422	MIDDLE	NO
48085031423	MIDDLE	NO
48085031424	MIDDLE	NO
48085031425	UPPER	NO
48085031504	MIDDLE	NO
48085031507	MIDDLE	NO
48085031508	MIDDLE	NO
48085031509	UPPER	YES
48085031510	UPPER	NO
48085031511	MODERATE	YES
48085031512	MIDDLE	YES
48085031611	MIDDLE	YES
48085031613	UPPER	NO
48085031621	MIDDLE	NO
48085031622	UPPER	NO
48085031623	MIDDLE	YES
48085031624	MODERATE	YES
48085031625	UPPER	NO
48085031626	UPPER	NO
48085031627	MIDDLE	NO
48085031628	MIDDLE	NO
48085031629	MIDDLE	NO
48085031630	MIDDLE	NO
48085031631	MIDDLE	YES
48085031632	MIDDLE	YES
48085031633	UPPER	NO

Collin, TEXAS

Census Tract	Tract Income Class	Minority Tract
48085031634	MIDDLE	NO
48085031635	MIDDLE	YES
48085031636	UPPER	NO
48085031639	UPPER	YES
48085031641	UPPER	YES
48085031642	UPPER	NO
48085031643	UPPER	NO
48085031645	UPPER	NO
48085031646	UPPER	NO
48085031647	UPPER	NO
48085031649	UPPER	NO
48085031654	UPPER	NO
48085031655	UPPER	NO
48085031657	MIDDLE	YES
48085031659	MIDDLE	YES
48085031660	UPPER	YES
48085031661	UPPER	YES
48085031662	UPPER	YES
48085031663	UPPER	YES
48085031664	UPPER	NO
48085031665	MIDDLE	YES
48085031666	UPPER	YES
48085031667	UPPER	NO
48085031668	UPPER	NO
48085031669	UPPER	YES
48085031670	NA	NO
48085031671	MIDDLE	YES



Collin, TEXAS

Census Tract	Tract Income Class	Minority Tract
48085031672	MIDDLE	YES
48085031673	MIDDLE	YES
48085031674	UPPER	YES
48085031675	UPPER	YES
48085031676	UPPER	NO
48085031677	UPPER	YES
48085031678	UPPER	NO
48085031679	UPPER	YES
48085031680	UPPER	YES
48085031681	UPPER	NO
48085031682	UPPER	NO
48085031704	UPPER	NO
48085031706	UPPER	NO
48085031708	MIDDLE	NO
48085031709	MIDDLE	YES
48085031711	UPPER	NO
48085031713	MIDDLE	YES
48085031715	UPPER	NO
48085031716	UPPER	NO
48085031717	UPPER	YES
48085031718	UPPER	NO
48085031719	UPPER	NO
48085031720	LOW	YES
48085031721	UPPER	NO
48085031722	MIDDLE	YES
48085031723	LOW	YES
48085031724	MODERATE	YES

Collin, TEXAS

Census Tract	Tract Income Class	Minority Tract
48085031806	MIDDLE	YES
48085031807	MIDDLE	NO
48085031808	MIDDLE	NO
48085031809	MODERATE	YES
48085031810	UPPER	YES
48085031811	MIDDLE	YES
48085031812	MIDDLE	NO
48085031813	NA	YES
48085031814	UPPER	NO
48085031815	UPPER	NO
48085031816	MIDDLE	NO
48085031901	MODERATE	YES
48085031902	MODERATE	YES
48085031903	UPPER	YES
48085031904	UPPER	YES
48085032003	MODERATE	YES
48085032008	MIDDLE	YES
48085032010	MODERATE	YES
48085032012	MODERATE	YES
48085032013	MODERATE	YES
48085032014	MODERATE	YES
48085032015	MIDDLE	YES
48085032016	UPPER	YES
48085032017	MIDDLE	YES
48085032018	UPPER	NO
48085032019	UPPER	YES

Collin, TEXAS

Census Tract	Tract Income Class	Minority Tract
Summary Data: Collin		
Number of Census Tracts		220
Number of Minority Tracts		95
Percentage of Minority Tracts		43.18%
Number of Low Income Tracts		2
Percentage of Low Income Tracts		0.91%
Number of Moderate Income Tracts		19
Percentage of Moderate Income Tracts		8.64%
Number of Middle Income Tracts		62
Percentage of Middle Income Tracts		28.18%
Number of Upper Income Tracts		132
Percentage of Upper Income Tracts		60.00%
Number of NA Income Tracts		5
Percentage of NA Income Tracts		2.27%

Collingsworth, TEXAS

Census Tract	Tract Income Class	Minority Tract
48087950300	MIDDLE	NO



Collingsworth, TEXAS

Census Tract	Tract Income Class	Minority Tract
Summary Data: Collingsworth		
Number of Census Tracts		1
Number of Minority Tracts		0
Percentage of Minority Tracts		0.00%
Number of Low Income Tracts		0
Percentage of Low Income Tracts		0.00%
Number of Moderate Income Tracts		0
Percentage of Moderate Income Tracts		0.00%
Number of Middle Income Tracts		1
Percentage of Middle Income Tracts		100.00%
Number of Upper Income Tracts		0
Percentage of Upper Income Tracts		0.00%
Number of NA Income Tracts		0
Percentage of NA Income Tracts		0.00%

Colorado, TEXAS

Census Tract	Tract Income Class	Minority Tract
48089750100	MIDDLE	YES
48089750200	MIDDLE	NO
48089750300	MIDDLE	NO
48089750400	MIDDLE	NO
48089750500	MIDDLE	NO

Colorado, TEXAS

Census Tract	Tract Income Class	Minority Tract
Summary Data: Colorado		
Number of Census Tracts		5
Number of Minority Tracts		1
Percentage of Minority Tracts		20.00%
Number of Low Income Tracts		0
Percentage of Low Income Tracts		0.00%
Number of Moderate Income Tracts		0
Percentage of Moderate Income Tracts		0.00%
Number of Middle Income Tracts		5
Percentage of Middle Income Tracts		100.00%
Number of Upper Income Tracts		0
Percentage of Upper Income Tracts		0.00%
Number of NA Income Tracts		0
Percentage of NA Income Tracts		0.00%

Comal, TEXAS

Census Tract	Tract Income Class	Minority Tract
48091310100	MIDDLE	NO
48091310200	MIDDLE	NO
48091310301	UPPER	NO
48091310302	NA	NO
48091310401	MODERATE	YES

Comal, TEXAS

Census Tract	Tract Income Class	Minority Tract
48091310404	MIDDLE	NO
48091310405	MIDDLE	NO
48091310406	UPPER	NO
48091310501	MIDDLE	NO
48091310502	MIDDLE	YES
48091310503	UPPER	NO
48091310603	MIDDLE	NO
48091310604	MIDDLE	NO
48091310608	MIDDLE	NO
48091310609	MIDDLE	NO
48091310610	MODERATE	NO
48091310611	MIDDLE	NO
48091310612	MIDDLE	NO
48091310613	MIDDLE	NO
48091310614	UPPER	NO
48091310702	UPPER	NO
48091310703	UPPER	NO
48091310705	UPPER	NO
48091310706	UPPER	NO
48091310707	UPPER	NO
48091310708	UPPER	NO
48091310801	UPPER	NO
48091310803	UPPER	NO
48091310804	MIDDLE	YES
48091310901	UPPER	NO
48091310903	UPPER	NO
48091310904	MIDDLE	NO



Comal, TEXAS

Census Tract	Tract Income Class	Minority Tract
48091310905	UPPER	NO

Summary Data: Comal

Number of Census Tracts	33
Number of Minority Tracts	3
Percentage of Minority Tracts	9.09%
Number of Low Income Tracts	0
Percentage of Low Income Tracts	0.00%
Number of Moderate Income Tracts	2
Percentage of Moderate Income Tracts	6.06%
Number of Middle Income Tracts	15
Percentage of Middle Income Tracts	45.45%
Number of Upper Income Tracts	15
Percentage of Upper Income Tracts	45.45%
Number of NA Income Tracts	1
Percentage of NA Income Tracts	3.03%

Comanche, TEXAS

Census Tract	Tract Income Class	Minority Tract
48093950101	MIDDLE	NO
48093950102	UPPER	NO
48093950200	UPPER	NO
48093950300	MIDDLE	NO

Comanche, TEXAS

Census Tract	Tract Income Class	Minority Tract
48093950400	MIDDLE	NO

Summary Data: Comanche

Number of Census Tracts	5
Number of Minority Tracts	0
Percentage of Minority Tracts	0.00%
Number of Low Income Tracts	0
Percentage of Low Income Tracts	0.00%
Number of Moderate Income Tracts	0
Percentage of Moderate Income Tracts	0.00%
Number of Middle Income Tracts	3
Percentage of Middle Income Tracts	60.00%
Number of Upper Income Tracts	2
Percentage of Upper Income Tracts	40.00%
Number of NA Income Tracts	0
Percentage of NA Income Tracts	0.00%

Concho, TEXAS

Census Tract	Tract Income Class	Minority Tract
48095950300	MIDDLE	NO

Concho, TEXAS

Census Tract	Tract Income Class	Minority Tract
--------------	--------------------	----------------

Summary Data: Concho

Number of Census Tracts	1
Number of Minority Tracts	0
Percentage of Minority Tracts	0.00%
Number of Low Income Tracts	0
Percentage of Low Income Tracts	0.00%
Number of Moderate Income Tracts	0
Percentage of Moderate Income Tracts	0.00%
Number of Middle Income Tracts	1
Percentage of Middle Income Tracts	100.00%
Number of Upper Income Tracts	0
Percentage of Upper Income Tracts	0.00%
Number of NA Income Tracts	0
Percentage of NA Income Tracts	0.00%

Cooke, TEXAS

Census Tract	Tract Income Class	Minority Tract
48097000100	UPPER	NO
48097000200	UPPER	NO
48097000400	MODERATE	NO
48097000500	MODERATE	YES
48097000600	MIDDLE	NO



Cooke, TEXAS

Census Tract	Tract Income Class	Minority Tract
48097000701	UPPER	NO
48097000702	UPPER	NO
48097000900	UPPER	NO
48097001100	MIDDLE	NO

Summary Data: Cooke

Number of Census Tracts	9
Number of Minority Tracts	1
Percentage of Minority Tracts	11.11%
Number of Low Income Tracts	0
Percentage of Low Income Tracts	0.00%
Number of Moderate Income Tracts	2
Percentage of Moderate Income Tracts	22.22%
Number of Middle Income Tracts	2
Percentage of Middle Income Tracts	22.22%
Number of Upper Income Tracts	5
Percentage of Upper Income Tracts	55.56%
Number of NA Income Tracts	0
Percentage of NA Income Tracts	0.00%

Coryell, TEXAS

Census Tract	Tract Income Class	Minority Tract
48099010101	UPPER	NO

Coryell, TEXAS

Census Tract	Tract Income Class	Minority Tract
48099010102	MIDDLE	NO
48099010201	NA	YES
48099010202	MIDDLE	NO
48099010300	MIDDLE	NO
48099010400	MIDDLE	NO
48099010501	MODERATE	YES
48099010502	MODERATE	YES
48099010503	NA	NO
48099010504	MODERATE	YES
48099010601	MODERATE	YES
48099010603	MIDDLE	YES
48099010604	MIDDLE	YES
48099010701	MIDDLE	NO
48099010702	MODERATE	NO
48099010802	MIDDLE	NO
48099010803	UPPER	NO
48099010804	MIDDLE	YES
48099980000	NA	NO

Coryell, TEXAS

Census Tract	Tract Income Class	Minority Tract
Summary Data: Coryell		
Number of Census Tracts		19
Number of Minority Tracts		8
Percentage of Minority Tracts		42.11%
Number of Low Income Tracts		0
Percentage of Low Income Tracts		0.00%
Number of Moderate Income Tracts		5
Percentage of Moderate Income Tracts		26.32%
Number of Middle Income Tracts		9
Percentage of Middle Income Tracts		47.37%
Number of Upper Income Tracts		2
Percentage of Upper Income Tracts		10.53%
Number of NA Income Tracts		3
Percentage of NA Income Tracts		15.79%

Cottle, TEXAS

Census Tract	Tract Income Class	Minority Tract
48101950100	MODERATE	NO



Cottle, TEXAS

Census Tract	Tract Income Class	Minority Tract
Summary Data: Cottle		
Number of Census Tracts		1
Number of Minority Tracts		0
Percentage of Minority Tracts		0.00%
Number of Low Income Tracts		0
Percentage of Low Income Tracts		0.00%
Number of Moderate Income Tracts		1
Percentage of Moderate Income Tracts		100.00%
Number of Middle Income Tracts		0
Percentage of Middle Income Tracts		0.00%
Number of Upper Income Tracts		0
Percentage of Upper Income Tracts		0.00%
Number of NA Income Tracts		0
Percentage of NA Income Tracts		0.00%

Crane, TEXAS

Census Tract	Tract Income Class	Minority Tract
48103950100	MIDDLE	YES

Crane, TEXAS

Census Tract	Tract Income Class	Minority Tract
Summary Data: Crane		
Number of Census Tracts		1
Number of Minority Tracts		1
Percentage of Minority Tracts		100.00%
Number of Low Income Tracts		0
Percentage of Low Income Tracts		0.00%
Number of Moderate Income Tracts		0
Percentage of Moderate Income Tracts		0.00%
Number of Middle Income Tracts		1
Percentage of Middle Income Tracts		100.00%
Number of Upper Income Tracts		0
Percentage of Upper Income Tracts		0.00%
Number of NA Income Tracts		0
Percentage of NA Income Tracts		0.00%

Crockett, TEXAS


Census Tract	Tract Income Class	Minority Tract
48105950100	MIDDLE	YES

Crockett, TEXAS

Census Tract	Tract Income Class	Minority Tract
Summary Data: Crockett		
Number of Census Tracts		1
Number of Minority Tracts		1
Percentage of Minority Tracts		100.00%
Number of Low Income Tracts		0
Percentage of Low Income Tracts		0.00%
Number of Moderate Income Tracts		0
Percentage of Moderate Income Tracts		0.00%
Number of Middle Income Tracts		1
Percentage of Middle Income Tracts		100.00%
Number of Upper Income Tracts		0
Percentage of Upper Income Tracts		0.00%
Number of NA Income Tracts		0
Percentage of NA Income Tracts		0.00%

Crosby, TEXAS

Census Tract	Tract Income Class	Minority Tract
48107950100	MODERATE	YES
48107950200	MODERATE	YES
48107950300	MIDDLE	YES



Crosby, TEXAS

Census Tract	Tract Income Class	Minority Tract
Summary Data: Crosby		
Number of Census Tracts		3
Number of Minority Tracts		3
Percentage of Minority Tracts	100.00%	
Number of Low Income Tracts		0
Percentage of Low Income Tracts	0.00%	
Number of Moderate Income Tracts		2
Percentage of Moderate Income Tracts	66.67%	
Number of Middle Income Tracts		1
Percentage of Middle Income Tracts	33.33%	
Number of Upper Income Tracts		0
Percentage of Upper Income Tracts	0.00%	
Number of NA Income Tracts		0
Percentage of NA Income Tracts	0.00%	

Culberson, TEXAS

Census Tract	Tract Income Class	Minority Tract
48109950300	MODERATE	YES

Culberson, TEXAS

Census Tract	Tract Income Class	Minority Tract
Summary Data: Culberson		
Number of Census Tracts		1
Number of Minority Tracts		1
Percentage of Minority Tracts	100.00%	
Number of Low Income Tracts		0
Percentage of Low Income Tracts	0.00%	
Number of Moderate Income Tracts		1
Percentage of Moderate Income Tracts	100.00%	
Number of Middle Income Tracts		0
Percentage of Middle Income Tracts	0.00%	
Number of Upper Income Tracts		0
Percentage of Upper Income Tracts	0.00%	
Number of NA Income Tracts		0
Percentage of NA Income Tracts	0.00%	

Dallam, TEXAS

Census Tract	Tract Income Class	Minority Tract
48111950100	MIDDLE	NO
48111950300	MIDDLE	YES

Dallam, TEXAS

Census Tract	Tract Income Class	Minority Tract
Summary Data: Dallam		
Number of Census Tracts		2
Number of Minority Tracts		1
Percentage of Minority Tracts	50.00%	
Number of Low Income Tracts		0
Percentage of Low Income Tracts	0.00%	
Number of Moderate Income Tracts		0
Percentage of Moderate Income Tracts	0.00%	
Number of Middle Income Tracts		2
Percentage of Middle Income Tracts	100.00%	
Number of Upper Income Tracts		0
Percentage of Upper Income Tracts	0.00%	
Number of NA Income Tracts		0
Percentage of NA Income Tracts	0.00%	

Dallas, TEXAS

Census Tract	Tract Income Class	Minority Tract
48113000100	UPPER	NO
48113000201	UPPER	NO
48113000202	UPPER	NO
48113000300	NA	NO
48113000401	MODERATE	YES



Dallas, TEXAS

Census Tract	Tract Income Class	Minority Tract
48113000405	LOW	YES
48113000407	MODERATE	YES
48113000408	MIDDLE	NO
48113000409	MODERATE	YES
48113000410	MODERATE	YES
48113000501	NA	NO
48113000502	UPPER	NO
48113000503	UPPER	NO
48113000605	UPPER	NO
48113000606	UPPER	NO
48113000607	UPPER	NO
48113000608	UPPER	NO
48113000609	UPPER	NO
48113000610	MODERATE	YES
48113000611	NA	YES
48113000703	UPPER	NO
48113000704	UPPER	NO
48113000705	UPPER	NO
48113000706	UPPER	NO
48113000801	MODERATE	YES
48113000802	MODERATE	YES
48113000901	UPPER	NO
48113000902	NA	NO
48113001001	UPPER	NO
48113001002	UPPER	NO
48113001101	UPPER	NO
48113001102	UPPER	NO

Dallas, TEXAS

Census Tract	Tract Income Class	Minority Tract
48113001202	MIDDLE	YES
48113001203	UPPER	YES
48113001204	MODERATE	YES
48113001301	UPPER	NO
48113001302	MIDDLE	YES
48113001400	MODERATE	YES
48113001502	MODERATE	YES
48113001503	LOW	YES
48113001504	MODERATE	YES
48113001601	NA	YES
48113001602	UPPER	NO
48113001703	UPPER	NO
48113001705	UPPER	NO
48113001801	NA	NO
48113001802	MIDDLE	NO
48113001901	UPPER	NO
48113001902	UPPER	NO
48113002001	MIDDLE	YES
48113002002	LOW	YES
48113002100	UPPER	YES
48113002200	MIDDLE	YES
48113002400	MODERATE	YES
48113002500	MODERATE	YES
48113002703	LOW	YES
48113003102	UPPER	NO
48113003103	UPPER	YES
48113003700	LOW	YES

Dallas, TEXAS

Census Tract	Tract Income Class	Minority Tract
48113004201	MIDDLE	YES
48113004202	UPPER	YES
48113004300	MODERATE	YES
48113004400	UPPER	NO
48113004500	MODERATE	YES
48113004600	UPPER	NO
48113004700	MODERATE	YES
48113004800	MODERATE	YES
48113005000	MODERATE	YES
48113005100	MODERATE	YES
48113005200	MIDDLE	YES
48113005300	MODERATE	YES
48113005400	LOW	YES
48113005500	MODERATE	YES
48113005600	MODERATE	YES
48113005700	LOW	YES
48113005901	LOW	YES
48113005902	LOW	YES
48113006001	MODERATE	YES
48113006002	LOW	YES
48113006100	MODERATE	YES
48113006200	MODERATE	YES
48113006301	MODERATE	YES
48113006302	MODERATE	YES
48113006401	MODERATE	YES
48113006402	MODERATE	YES
48113006501	MODERATE	YES



Dallas, TEXAS

Census Tract	Tract Income Class	Minority Tract
48113006502	MODERATE	YES
48113006701	MODERATE	YES
48113006702	MODERATE	YES
48113006800	MODERATE	YES
48113006900	MODERATE	YES
48113007101	UPPER	NO
48113007102	MODERATE	YES
48113007203	LOW	YES
48113007204	LOW	YES
48113007205	LOW	YES
48113007206	LOW	YES
48113007301	UPPER	NO
48113007302	UPPER	NO
48113007601	UPPER	NO
48113007604	UPPER	NO
48113007605	UPPER	NO
48113007701	UPPER	NO
48113007702	UPPER	NO
48113007801	UPPER	NO
48113007805	MIDDLE	YES
48113007809	MIDDLE	NO
48113007810	UPPER	YES
48113007812	UPPER	NO
48113007815	LOW	YES
48113007819	LOW	YES
48113007821	LOW	YES
48113007822	MIDDLE	NO

Dallas, TEXAS

Census Tract	Tract Income Class	Minority Tract
48113007823	MODERATE	YES
48113007824	UPPER	NO
48113007825	MIDDLE	YES
48113007826	MIDDLE	YES
48113007827	LOW	YES
48113007828	MODERATE	YES
48113007829	MODERATE	YES
48113007830	LOW	YES
48113007831	MODERATE	YES
48113007832	LOW	YES
48113007833	LOW	YES
48113007834	LOW	YES
48113007835	LOW	YES
48113007902	UPPER	NO
48113007903	UPPER	NO
48113007906	UPPER	NO
48113007909	MIDDLE	YES
48113007910	UPPER	YES
48113007912	UPPER	NO
48113007913	UPPER	NO
48113007914	MIDDLE	NO
48113007915	NA	NO
48113007916	UPPER	NO
48113008000	UPPER	NO
48113008101	MIDDLE	NO
48113008102	UPPER	NO
48113008200	MIDDLE	NO

Dallas, TEXAS

Census Tract	Tract Income Class	Minority Tract
48113008401	MODERATE	YES
48113008402	MODERATE	YES
48113008500	MODERATE	YES
48113008604	LOW	YES
48113008701	LOW	YES
48113008703	LOW	YES
48113008704	LOW	YES
48113008705	MODERATE	YES
48113008801	LOW	YES
48113008802	LOW	YES
48113009001	MODERATE	YES
48113009002	LOW	YES
48113009101	MODERATE	YES
48113009103	LOW	YES
48113009104	MODERATE	YES
48113009105	MODERATE	YES
48113009202	LOW	YES
48113009203	MODERATE	YES
48113009204	LOW	YES
48113009301	MODERATE	YES
48113009303	LOW	YES
48113009304	LOW	YES
48113009401	MIDDLE	YES
48113009402	UPPER	NO
48113009500	UPPER	NO
48113009603	UPPER	NO
48113009604	MIDDLE	YES



Dallas, TEXAS


Census Tract	Tract Income Class	Minority Tract
48113009605	MODERATE	YES
48113009607	UPPER	NO
48113009608	UPPER	NO
48113009609	UPPER	NO
48113009610	MODERATE	YES
48113009611	MIDDLE	YES
48113009701	MIDDLE	YES
48113009702	UPPER	NO
48113009802	MODERATE	YES
48113009803	MODERATE	YES
48113009804	LOW	YES
48113009900	MIDDLE	YES
48113010001	LOW	YES
48113010002	NA	YES
48113010003	UPPER	NO
48113010101	LOW	YES
48113010102	MODERATE	YES
48113010500	MODERATE	YES
48113010601	MODERATE	YES
48113010602	LOW	YES
48113010701	LOW	YES
48113010704	LOW	YES
48113010804	LOW	YES
48113010805	MODERATE	YES
48113010806	MIDDLE	YES
48113010807	MODERATE	YES
48113010808	LOW	YES

Dallas, TEXAS

Census Tract	Tract Income Class	Minority Tract
48113010809	LOW	YES
48113010903	LOW	YES
48113010904	LOW	YES
48113010905	LOW	YES
48113010906	MODERATE	YES
48113011002	MODERATE	YES
48113011003	MODERATE	YES
48113011004	MODERATE	YES
48113011101	MODERATE	YES
48113011103	LOW	YES
48113011104	LOW	YES
48113011105	LOW	YES
48113011201	MODERATE	YES
48113011202	MODERATE	YES
48113011300	MODERATE	YES
48113011401	LOW	YES
48113011500	LOW	YES
48113011601	LOW	YES
48113011603	MODERATE	YES
48113011604	MODERATE	YES
48113011701	LOW	YES
48113011702	MODERATE	YES
48113011801	LOW	YES
48113011802	MODERATE	YES
48113011901	MODERATE	YES
48113011902	MODERATE	YES
48113012000	LOW	YES

Dallas, TEXAS

Census Tract	Tract Income Class	Minority Tract
48113012101	LOW	YES
48113012102	MODERATE	YES
48113012206	MIDDLE	YES
48113012207	MODERATE	YES
48113012208	LOW	YES
48113012209	MIDDLE	NO
48113012210	MODERATE	YES
48113012211	LOW	YES
48113012212	MODERATE	YES
48113012213	MIDDLE	NO
48113012301	MODERATE	YES
48113012302	LOW	YES
48113012400	MODERATE	NO
48113012501	MODERATE	YES
48113012502	LOW	YES
48113012601	MODERATE	YES
48113012603	MIDDLE	YES
48113012604	LOW	YES
48113012701	MODERATE	YES
48113012702	MODERATE	YES
48113012801	MODERATE	NO
48113012802	MIDDLE	YES
48113012900	UPPER	NO
48113013005	UPPER	NO
48113013007	MIDDLE	YES
48113013008	UPPER	NO
48113013009	UPPER	YES



Dallas, TEXAS

Census Tract	Tract Income Class	Minority Tract
48113013010	LOW	YES
48113013011	LOW	YES
48113013012	UPPER	NO
48113013013	UPPER	NO
48113013101	UPPER	NO
48113013102	UPPER	NO
48113013104	UPPER	NO
48113013106	MIDDLE	NO
48113013107	LOW	YES
48113013201	UPPER	NO
48113013202	MIDDLE	NO
48113013300	UPPER	NO
48113013400	UPPER	NO
48113013500	UPPER	NO
48113013605	UPPER	NO
48113013606	MIDDLE	NO
48113013607	UPPER	NO
48113013608	UPPER	NO
48113013609	MIDDLE	YES
48113013610	UPPER	YES
48113013611	UPPER	NO
48113013615	LOW	YES
48113013617	UPPER	NO
48113013618	UPPER	NO
48113013619	UPPER	NO
48113013620	MIDDLE	NO
48113013621	MODERATE	YES

Dallas, TEXAS

Census Tract	Tract Income Class	Minority Tract
48113013622	UPPER	YES
48113013624	MIDDLE	YES
48113013625	MODERATE	YES
48113013626	MODERATE	YES
48113013627	MODERATE	YES
48113013628	MIDDLE	YES
48113013629	LOW	YES
48113013630	MODERATE	YES
48113013631	MODERATE	YES
48113013715	MIDDLE	YES
48113013716	MIDDLE	YES
48113013717	MODERATE	YES
48113013718	MODERATE	YES
48113013719	MIDDLE	YES
48113013720	MIDDLE	YES
48113013721	UPPER	NO
48113013722	MIDDLE	YES
48113013725	MODERATE	YES
48113013726	MIDDLE	YES
48113013727	MIDDLE	YES
48113013728	MODERATE	YES
48113013729	MODERATE	YES
48113013804	MIDDLE	YES
48113013805	MODERATE	YES
48113013806	MIDDLE	YES
48113013807	MIDDLE	YES
48113013808	UPPER	NO

Dallas, TEXAS

Census Tract	Tract Income Class	Minority Tract
48113013901	MODERATE	YES
48113013902	MIDDLE	YES
48113014001	MIDDLE	YES
48113014002	UPPER	YES
48113014119	UPPER	NO
48113014120	UPPER	NO
48113014121	MIDDLE	YES
48113014123	UPPER	NO
48113014124	UPPER	YES
48113014126	UPPER	YES
48113014128	UPPER	YES
48113014130	MIDDLE	YES
48113014132	MIDDLE	YES
48113014134	UPPER	YES
48113014135	UPPER	YES
48113014138	UPPER	YES
48113014139	MIDDLE	YES
48113014140	MODERATE	YES
48113014141	MIDDLE	YES
48113014142	NA	YES
48113014143	UPPER	YES
48113014144	MIDDLE	YES
48113014145	MODERATE	YES
48113014146	MODERATE	YES
48113014147	LOW	YES
48113014148	MIDDLE	YES
48113014149	UPPER	YES



Dallas, TEXAS

Census Tract	Tract Income Class	Minority Tract
48113014150	UPPER	YES
48113014151	UPPER	YES
48113014152	MIDDLE	YES
48113014153	MODERATE	YES
48113014154	MIDDLE	YES
48113014155	UPPER	YES
48113014156	UPPER	YES
48113014157	MIDDLE	YES
48113014158	MODERATE	YES
48113014159	UPPER	YES
48113014160	MODERATE	YES
48113014161	MODERATE	YES
48113014203	MIDDLE	YES
48113014204	MODERATE	YES
48113014205	UPPER	NO
48113014207	UPPER	YES
48113014208	MIDDLE	YES
48113014209	UPPER	YES
48113014306	MODERATE	YES
48113014308	MODERATE	YES
48113014309	LOW	YES
48113014310	MIDDLE	YES
48113014313	MIDDLE	YES
48113014314	UPPER	YES
48113014315	MODERATE	YES
48113014316	MODERATE	YES
48113014317	MIDDLE	YES

Dallas, TEXAS

Census Tract	Tract Income Class	Minority Tract
48113014318	MIDDLE	YES
48113014319	MODERATE	YES
48113014320	MIDDLE	YES
48113014405	MODERATE	YES
48113014406	MODERATE	YES
48113014407	MODERATE	YES
48113014408	MODERATE	YES
48113014409	LOW	YES
48113014410	MODERATE	YES
48113014501	MIDDLE	YES
48113014502	MODERATE	YES
48113014601	MODERATE	YES
48113014602	MODERATE	YES
48113014603	MODERATE	YES
48113014701	MODERATE	YES
48113014704	MODERATE	YES
48113014903	MODERATE	YES
48113015001	MODERATE	YES
48113015002	MODERATE	YES
48113015101	MIDDLE	YES
48113015102	LOW	YES
48113015202	MODERATE	YES
48113015205	LOW	YES
48113015206	MODERATE	YES
48113015207	MIDDLE	YES
48113015208	LOW	YES
48113015303	MODERATE	YES

Dallas, TEXAS

Census Tract	Tract Income Class	Minority Tract
48113015304	MODERATE	YES
48113015305	MODERATE	YES
48113015306	MIDDLE	YES
48113015403	MODERATE	YES
48113015404	LOW	YES
48113015405	MIDDLE	YES
48113015406	MIDDLE	YES
48113015500	MIDDLE	YES
48113015600	MODERATE	YES
48113015700	MODERATE	YES
48113015900	MODERATE	YES
48113016001	LOW	YES
48113016002	LOW	YES
48113016100	MODERATE	YES
48113016201	MODERATE	YES
48113016203	LOW	YES
48113016204	MODERATE	YES
48113016301	MODERATE	YES
48113016302	LOW	YES
48113016406	MIDDLE	YES
48113016407	MODERATE	YES
48113016409	UPPER	YES
48113016410	MIDDLE	YES
48113016412	UPPER	YES
48113016414	UPPER	YES
48113016415	UPPER	YES
48113016416	MODERATE	YES

Dallas, TEXAS

Census Tract	Tract Income Class	Minority Tract
48113016417	MIDDLE	YES
48113016418	MIDDLE	YES
48113016419	MIDDLE	YES
48113016420	MIDDLE	YES
48113016421	MODERATE	YES
48113016511	MODERATE	YES
48113016513	UPPER	YES
48113016516	MODERATE	YES
48113016517	MODERATE	YES
48113016518	LOW	YES
48113016519	MIDDLE	YES
48113016521	MIDDLE	YES
48113016522	MODERATE	YES
48113016524	UPPER	YES
48113016525	UPPER	YES
48113016526	MODERATE	YES
48113016527	MODERATE	YES
48113016528	MODERATE	YES
48113016529	MIDDLE	YES
48113016530	MIDDLE	YES
48113016531	MIDDLE	YES
48113016532	MIDDLE	YES
48113016533	MODERATE	YES
48113016534	MODERATE	YES
48113016535	MODERATE	YES
48113016536	MODERATE	YES
48113016607	LOW	YES

Dallas, TEXAS

Census Tract	Tract Income Class	Minority Tract
48113016610	MIDDLE	YES
48113016615	MIDDLE	YES
48113016616	MIDDLE	YES
48113016617	UPPER	YES
48113016618	MIDDLE	YES
48113016619	MODERATE	YES
48113016620	MIDDLE	YES
48113016621	MODERATE	YES
48113016622	MIDDLE	YES
48113016623	MIDDLE	YES
48113016624	MIDDLE	YES
48113016626	MODERATE	YES
48113016627	MIDDLE	YES
48113016628	MIDDLE	YES
48113016629	MIDDLE	YES
48113016630	MIDDLE	YES
48113016631	UPPER	YES
48113016632	MIDDLE	YES
48113016633	MIDDLE	YES
48113016634	MODERATE	YES
48113016635	LOW	YES
48113016636	MIDDLE	YES
48113016637	MIDDLE	YES
48113016638	MODERATE	YES
48113016704	MODERATE	YES
48113016706	LOW	YES
48113016707	MODERATE	YES

Dallas, TEXAS

Census Tract	Tract Income Class	Minority Tract
48113016708	MIDDLE	YES
48113016709	LOW	YES
48113016710	LOW	YES
48113016711	LOW	YES
48113016802	MIDDLE	YES
48113016803	LOW	YES
48113016805	MIDDLE	YES
48113016806	MIDDLE	YES
48113016902	LOW	YES
48113016903	MODERATE	YES
48113017005	MODERATE	YES
48113017006	MODERATE	YES
48113017007	LOW	YES
48113017008	MIDDLE	YES
48113017009	LOW	YES
48113017010	LOW	YES
48113017101	MODERATE	YES
48113017102	MODERATE	YES
48113017201	LOW	YES
48113017203	MODERATE	YES
48113017204	MODERATE	YES
48113017307	UPPER	YES
48113017308	MIDDLE	YES
48113017309	MIDDLE	YES
48113017310	MIDDLE	YES
48113017311	MIDDLE	YES
48113017312	MIDDLE	YES



Dallas, TEXAS


Census Tract	Tract Income Class	Minority Tract
48113017313	MIDDLE	YES
48113017314	MIDDLE	YES
48113017315	MODERATE	YES
48113017400	MODERATE	YES
48113017500	MIDDLE	YES
48113017602	MODERATE	YES
48113017604	MODERATE	YES
48113017605	MODERATE	YES
48113017606	MODERATE	YES
48113017703	LOW	YES
48113017704	MODERATE	YES
48113017705	LOW	YES
48113017706	MIDDLE	YES
48113017805	MODERATE	YES
48113017806	MODERATE	YES
48113017808	MIDDLE	YES
48113017811	MIDDLE	YES
48113017812	MIDDLE	YES
48113017814	MIDDLE	YES
48113017815	LOW	YES
48113017816	MODERATE	YES
48113017817	MODERATE	YES
48113017818	MODERATE	YES
48113017819	MODERATE	YES
48113017820	MIDDLE	YES
48113017900	MODERATE	YES
48113018001	MODERATE	YES

Dallas, TEXAS

Census Tract	Tract Income Class	Minority Tract
48113018002	MODERATE	YES
48113018105	MODERATE	YES
48113018110	MIDDLE	NO
48113018111	MIDDLE	YES
48113018120	MIDDLE	YES
48113018121	MODERATE	YES
48113018126	MIDDLE	YES
48113018127	MODERATE	YES
48113018128	MODERATE	YES
48113018129	MODERATE	YES
48113018130	MODERATE	YES
48113018132	MIDDLE	YES
48113018133	MIDDLE	NO
48113018134	MIDDLE	YES
48113018135	MIDDLE	YES
48113018137	MIDDLE	YES
48113018138	MODERATE	YES
48113018140	UPPER	YES
48113018141	MODERATE	YES
48113018142	MIDDLE	YES
48113018143	UPPER	YES
48113018144	UPPER	YES
48113018145	UPPER	NO
48113018146	UPPER	NO
48113018147	UPPER	YES
48113018148	MIDDLE	YES
48113018149	UPPER	YES

Dallas, TEXAS

Census Tract	Tract Income Class	Minority Tract
48113018150	MIDDLE	YES
48113018151	MIDDLE	YES
48113018152	MIDDLE	YES
48113018153	UPPER	YES
48113018154	MIDDLE	NO
48113018155	UPPER	YES
48113018156	MIDDLE	YES
48113018157	MIDDLE	YES
48113018158	UPPER	YES
48113018159	UPPER	NO
48113018203	MODERATE	YES
48113018204	MODERATE	YES
48113018205	MODERATE	YES
48113018206	MODERATE	YES
48113018300	MODERATE	YES
48113018401	MODERATE	YES
48113018402	MIDDLE	YES
48113018403	MODERATE	YES
48113018501	MODERATE	YES
48113018505	LOW	YES
48113018506	LOW	YES
48113018507	MODERATE	YES
48113018508	LOW	YES
48113018600	MODERATE	YES
48113018700	MODERATE	YES
48113018801	MODERATE	YES
48113018802	MODERATE	YES



Dallas, TEXAS

Census Tract	Tract Income Class	Minority Tract
48113018900	MODERATE	YES
48113019013	LOW	YES
48113019016	MODERATE	YES
48113019018	MODERATE	YES
48113019019	LOW	YES
48113019020	MODERATE	YES
48113019023	MIDDLE	NO
48113019024	MIDDLE	YES
48113019025	MIDDLE	YES
48113019026	MIDDLE	YES
48113019027	MODERATE	YES
48113019028	MODERATE	YES
48113019029	MODERATE	YES
48113019031	MIDDLE	NO
48113019032	MODERATE	YES
48113019033	MODERATE	YES
48113019034	MODERATE	YES
48113019035	LOW	YES
48113019036	UPPER	NO
48113019037	MIDDLE	NO
48113019039	MIDDLE	YES
48113019040	MIDDLE	YES
48113019041	MIDDLE	NO
48113019042	MIDDLE	YES
48113019044	MIDDLE	YES
48113019045	MODERATE	YES
48113019046	MIDDLE	YES

Dallas, TEXAS

Census Tract	Tract Income Class	Minority Tract
48113019047	MODERATE	YES
48113019048	MIDDLE	YES
48113019049	MODERATE	YES
48113019050	UPPER	NO
48113019051	UPPER	NO
48113019052	MIDDLE	YES
48113019053	MIDDLE	YES
48113019101	MIDDLE	YES
48113019102	MIDDLE	YES
48113019202	MIDDLE	YES
48113019203	UPPER	NO
48113019205	UPPER	NO
48113019208	MODERATE	YES
48113019210	UPPER	NO
48113019211	MODERATE	NO
48113019212	LOW	YES
48113019213	LOW	YES
48113019214	MODERATE	YES
48113019215	MIDDLE	NO
48113019216	MIDDLE	NO
48113019301	UPPER	NO
48113019302	UPPER	NO
48113019400	UPPER	NO
48113019501	UPPER	NO
48113019502	UPPER	NO
48113019600	UPPER	NO
48113019700	UPPER	NO

Dallas, TEXAS

Census Tract	Tract Income Class	Minority Tract
48113019800	UPPER	NO
48113019900	MODERATE	YES
48113020000	UPPER	YES
48113020100	MODERATE	YES
48113020200	LOW	YES
48113020300	MODERATE	YES
48113020401	MIDDLE	NO
48113020402	UPPER	YES
48113020500	MODERATE	YES
48113020600	UPPER	NO
48113020700	MIDDLE	NO
48113020800	LOW	YES
48113020900	MIDDLE	YES
48113021000	LOW	YES
48113021100	LOW	YES
48113021200	MODERATE	YES
48113980000	NA	YES
48113980100	NA	YES
48113980200	LOW	NO



Dallas, TEXAS

Census Tract	Tract Income Class	Minority Tract
Summary Data: Dallas		
Number of Census Tracts		645
Number of Minority Tracts		514
Percentage of Minority Tracts		79.69%
Number of Low Income Tracts		107
Percentage of Low Income Tracts		16.59%
Number of Moderate Income Tracts		223
Percentage of Moderate Income Tracts		34.57%
Number of Middle Income Tracts		160
Percentage of Middle Income Tracts		24.81%
Number of Upper Income Tracts		144
Percentage of Upper Income Tracts		22.33%
Number of NA Income Tracts		11
Percentage of NA Income Tracts		1.71%

Dawson, TEXAS

Census Tract	Tract Income Class	Minority Tract
48115950401	MODERATE	YES
48115950402	MODERATE	YES
48115950500	MIDDLE	YES
48115950600	UPPER	NO

Dawson, TEXAS

Census Tract	Tract Income Class	Minority Tract
Summary Data: Dawson		
Number of Census Tracts		4
Number of Minority Tracts		3
Percentage of Minority Tracts		75.00%
Number of Low Income Tracts		0
Percentage of Low Income Tracts		0.00%
Number of Moderate Income Tracts		2
Percentage of Moderate Income Tracts		50.00%
Number of Middle Income Tracts		1
Percentage of Middle Income Tracts		25.00%
Number of Upper Income Tracts		1
Percentage of Upper Income Tracts		25.00%
Number of NA Income Tracts		0
Percentage of NA Income Tracts		0.00%

Deaf Smith, TEXAS


Census Tract	Tract Income Class	Minority Tract
48117950300	MIDDLE	YES
48117950400	MIDDLE	YES
48117950500	MIDDLE	YES
48117950600	MIDDLE	YES

Deaf Smith, TEXAS

Census Tract	Tract Income Class	Minority Tract
Summary Data: Deaf Smith		
Number of Census Tracts		4
Number of Minority Tracts		4
Percentage of Minority Tracts		100.00%
Number of Low Income Tracts		0
Percentage of Low Income Tracts		0.00%
Number of Moderate Income Tracts		0
Percentage of Moderate Income Tracts		0.00%
Number of Middle Income Tracts		4
Percentage of Middle Income Tracts		100.00%
Number of Upper Income Tracts		0
Percentage of Upper Income Tracts		0.00%
Number of NA Income Tracts		0
Percentage of NA Income Tracts		0.00%

Delta, TEXAS

Census Tract	Tract Income Class	Minority Tract
48119950100	UPPER	NO
48119950200	MODERATE	NO



Delta, TEXAS

Census Tract	Tract Income Class	Minority Tract
Summary Data: Delta		
Number of Census Tracts		2
Number of Minority Tracts		0
Percentage of Minority Tracts		0.00%
Number of Low Income Tracts		0
Percentage of Low Income Tracts		0.00%
Number of Moderate Income Tracts		1
Percentage of Moderate Income Tracts		50.00%
Number of Middle Income Tracts		0
Percentage of Middle Income Tracts		0.00%
Number of Upper Income Tracts		1
Percentage of Upper Income Tracts		50.00%
Number of NA Income Tracts		0
Percentage of NA Income Tracts		0.00%

Denton, TEXAS

Census Tract	Tract Income Class	Minority Tract
48121020109	UPPER	YES
48121020110	UPPER	NO
48121020111	UPPER	NO
48121020112	UPPER	NO
48121020115	MIDDLE	NO

Denton, TEXAS

Census Tract	Tract Income Class	Minority Tract
48121020116	MIDDLE	NO
48121020117	MIDDLE	NO
48121020118	MIDDLE	NO
48121020119	MIDDLE	YES
48121020120	UPPER	YES
48121020121	MIDDLE	NO
48121020122	MIDDLE	NO
48121020123	MIDDLE	YES
48121020124	UPPER	YES
48121020125	UPPER	NO
48121020126	MIDDLE	YES
48121020127	MIDDLE	YES
48121020128	UPPER	NO
48121020129	MIDDLE	NO
48121020130	MIDDLE	NO
48121020131	UPPER	NO
48121020132	UPPER	YES
48121020133	UPPER	YES
48121020134	UPPER	YES
48121020135	UPPER	YES
48121020136	UPPER	YES
48121020137	UPPER	YES
48121020203	MIDDLE	NO
48121020204	MIDDLE	NO
48121020205	UPPER	NO
48121020206	MIDDLE	NO
48121020207	MIDDLE	NO

Denton, TEXAS

Census Tract	Tract Income Class	Minority Tract
48121020208	MIDDLE	NO
48121020305	UPPER	NO
48121020310	MIDDLE	NO
48121020311	UPPER	NO
48121020312	UPPER	NO
48121020313	MIDDLE	NO
48121020314	UPPER	NO
48121020315	UPPER	NO
48121020316	UPPER	NO
48121020317	UPPER	NO
48121020318	UPPER	NO
48121020319	MIDDLE	NO
48121020320	UPPER	NO
48121020321	UPPER	NO
48121020322	UPPER	NO
48121020402	MIDDLE	NO
48121020403	MIDDLE	NO
48121020404	MODERATE	NO
48121020405	MIDDLE	NO
48121020504	MODERATE	YES
48121020505	MIDDLE	NO
48121020506	MIDDLE	NO
48121020507	MODERATE	NO
48121020508	MODERATE	NO
48121020601	LOW	YES
48121020603	MODERATE	YES
48121020604	MIDDLE	YES



Denton, TEXAS

Census Tract	Tract Income Class	Minority Tract
48121020605	MODERATE	YES
48121020700	MODERATE	NO
48121020800	MODERATE	YES
48121020900	LOW	YES
48121021000	MODERATE	YES
48121021100	MODERATE	NO
48121021202	MODERATE	YES
48121021203	LOW	YES
48121021204	LOW	YES
48121021301	NA	YES
48121021304	MIDDLE	NO
48121021305	UPPER	NO
48121021306	MIDDLE	NO
48121021307	UPPER	NO
48121021410	UPPER	NO
48121021411	MODERATE	NO
48121021412	UPPER	NO
48121021413	UPPER	NO
48121021414	MODERATE	YES
48121021415	UPPER	YES
48121021416	MIDDLE	YES
48121021417	UPPER	NO
48121021418	UPPER	NO
48121021419	MIDDLE	NO
48121021420	MIDDLE	NO
48121021421	UPPER	NO
48121021422	MIDDLE	NO

Denton, TEXAS

Census Tract	Tract Income Class	Minority Tract
48121021423	MIDDLE	NO
48121021502	MODERATE	YES
48121021505	MIDDLE	NO
48121021512	UPPER	NO
48121021513	UPPER	NO
48121021514	UPPER	NO
48121021516	UPPER	NO
48121021517	MIDDLE	YES
48121021518	UPPER	NO
48121021520	MIDDLE	NO
48121021521	MIDDLE	NO
48121021522	UPPER	YES
48121021526	UPPER	NO
48121021528	UPPER	NO
48121021529	UPPER	NO
48121021530	MIDDLE	YES
48121021531	UPPER	YES
48121021532	MIDDLE	NO
48121021533	UPPER	YES
48121021534	UPPER	NO
48121021535	MIDDLE	NO
48121021536	MIDDLE	YES
48121021537	UPPER	YES
48121021538	UPPER	NO
48121021539	UPPER	YES
48121021540	UPPER	YES
48121021611	MIDDLE	YES

Denton, TEXAS

Census Tract	Tract Income Class	Minority Tract
48121021612	MIDDLE	YES
48121021613	MODERATE	YES
48121021614	MIDDLE	YES
48121021615	MIDDLE	YES
48121021616	MODERATE	YES
48121021618	MODERATE	YES
48121021619	MIDDLE	YES
48121021620	MODERATE	YES
48121021621	UPPER	NO
48121021622	UPPER	YES
48121021626	UPPER	NO
48121021630	MIDDLE	YES
48121021631	UPPER	NO
48121021632	UPPER	NO
48121021633	UPPER	NO
48121021634	MODERATE	YES
48121021635	MODERATE	YES
48121021637	MODERATE	YES
48121021638	MODERATE	YES
48121021639	UPPER	NO
48121021640	UPPER	YES
48121021641	MIDDLE	YES
48121021642	MODERATE	YES
48121021643	UPPER	NO
48121021644	UPPER	NO
48121021645	NA	YES
48121021646	MIDDLE	YES



Denton, TEXAS

Census Tract	Tract Income Class	Minority Tract
48121021647	MODERATE	NO
48121021648	UPPER	NO
48121021649	NA	YES
48121021650	UPPER	YES
48121021651	UPPER	YES
48121021652	UPPER	YES
48121021653	MIDDLE	YES
48121021654	UPPER	YES
48121021655	UPPER	NO
48121021715	MIDDLE	NO
48121021716	MIDDLE	YES
48121021717	MIDDLE	NO
48121021719	UPPER	NO
48121021720	UPPER	NO
48121021721	UPPER	NO
48121021722	MIDDLE	NO
48121021723	UPPER	YES
48121021724	UPPER	NO
48121021725	UPPER	NO
48121021726	UPPER	NO
48121021727	UPPER	NO
48121021728	MODERATE	YES
48121021729	UPPER	NO
48121021730	UPPER	NO
48121021731	UPPER	YES
48121021732	MIDDLE	YES
48121021733	MIDDLE	YES

Denton, TEXAS

Census Tract	Tract Income Class	Minority Tract
48121021734	MODERATE	YES
48121021735	MIDDLE	YES
48121021736	MODERATE	YES
48121021737	UPPER	YES
48121021738	MIDDLE	YES
48121021739	LOW	YES
48121021740	MIDDLE	YES
48121021741	MIDDLE	YES
48121021742	MIDDLE	YES
48121021743	MIDDLE	YES
48121021744	MODERATE	YES
48121021745	MIDDLE	YES
48121021746	UPPER	NO
48121021748	UPPER	NO
48121021749	UPPER	NO
48121021750	UPPER	NO
48121021751	UPPER	NO
48121021752	UPPER	NO
48121021754	UPPER	NO
48121021755	UPPER	NO
48121021756	UPPER	NO
48121021757	UPPER	NO
48121021758	UPPER	NO
48121021759	MIDDLE	NO
48121021800	UPPER	NO
48121021900	UPPER	NO

Denton, TEXAS

Census Tract	Tract Income Class	Minority Tract
Summary Data: Denton		
Number of Census Tracts		193
Number of Minority Tracts		82
Percentage of Minority Tracts		42.49%
Number of Low Income Tracts		5
Percentage of Low Income Tracts		2.59%
Number of Moderate Income Tracts		28
Percentage of Moderate Income Tracts		14.51%
Number of Middle Income Tracts		64
Percentage of Middle Income Tracts		33.16%
Number of Upper Income Tracts		93
Percentage of Upper Income Tracts		48.19%
Number of NA Income Tracts		3
Percentage of NA Income Tracts		1.55%

DeWitt, TEXAS

Census Tract	Tract Income Class	Minority Tract
48123970100	MIDDLE	NO
48123970201	UPPER	YES
48123970202	MIDDLE	YES
48123970300	UPPER	NO
48123970400	MIDDLE	NO



DeWitt, TEXAS

Census Tract	Tract Income Class	Minority Tract
48123970500	MIDDLE	NO

Summary Data: DeWitt

Number of Census Tracts	6
Number of Minority Tracts	2
Percentage of Minority Tracts	33.33%
Number of Low Income Tracts	0
Percentage of Low Income Tracts	0.00%
Number of Moderate Income Tracts	0
Percentage of Moderate Income Tracts	0.00%
Number of Middle Income Tracts	4
Percentage of Middle Income Tracts	66.67%
Number of Upper Income Tracts	2
Percentage of Upper Income Tracts	33.33%
Number of NA Income Tracts	0
Percentage of NA Income Tracts	0.00%

Dickens, TEXAS

Census Tract	Tract Income Class	Minority Tract
48125950300	MIDDLE	NO

Dickens, TEXAS

Census Tract	Tract Income Class	Minority Tract
--------------	--------------------	----------------

Summary Data: Dickens

Number of Census Tracts	1
Number of Minority Tracts	0
Percentage of Minority Tracts	0.00%
Number of Low Income Tracts	0
Percentage of Low Income Tracts	0.00%
Number of Moderate Income Tracts	0
Percentage of Moderate Income Tracts	0.00%
Number of Middle Income Tracts	1
Percentage of Middle Income Tracts	100.00%
Number of Upper Income Tracts	0
Percentage of Upper Income Tracts	0.00%
Number of NA Income Tracts	0
Percentage of NA Income Tracts	0.00%

Dimmit, TEXAS

Census Tract	Tract Income Class	Minority Tract
48127950201	MODERATE	YES
48127950202	NA	YES
48127950400	MODERATE	YES

Dimmit, TEXAS

Census Tract	Tract Income Class	Minority Tract
--------------	--------------------	----------------

Summary Data: Dimmit

Number of Census Tracts	3
Number of Minority Tracts	3
Percentage of Minority Tracts	100.00%
Number of Low Income Tracts	0
Percentage of Low Income Tracts	0.00%
Number of Moderate Income Tracts	2
Percentage of Moderate Income Tracts	66.67%
Number of Middle Income Tracts	0
Percentage of Middle Income Tracts	0.00%
Number of Upper Income Tracts	0
Percentage of Upper Income Tracts	0.00%
Number of NA Income Tracts	1
Percentage of NA Income Tracts	33.33%

Donley, TEXAS

Census Tract	Tract Income Class	Minority Tract
48129950200	MIDDLE	NO
48129950300	MIDDLE	NO



Donley, TEXAS

Census Tract	Tract Income Class	Minority Tract
Summary Data: Donley		
Number of Census Tracts		2
Number of Minority Tracts		0
Percentage of Minority Tracts		0.00%
Number of Low Income Tracts		0
Percentage of Low Income Tracts		0.00%
Number of Moderate Income Tracts		0
Percentage of Moderate Income Tracts		0.00%
Number of Middle Income Tracts		2
Percentage of Middle Income Tracts		100.00%
Number of Upper Income Tracts		0
Percentage of Upper Income Tracts		0.00%
Number of NA Income Tracts		0
Percentage of NA Income Tracts		0.00%

Duval, TEXAS

Census Tract	Tract Income Class	Minority Tract
48131950100	MODERATE	YES
48131950200	MIDDLE	YES
48131950500	MIDDLE	YES

Duval, TEXAS

Census Tract	Tract Income Class	Minority Tract
Summary Data: Duval		
Number of Census Tracts		3
Number of Minority Tracts		3
Percentage of Minority Tracts		100.00%
Number of Low Income Tracts		0
Percentage of Low Income Tracts		0.00%
Number of Moderate Income Tracts		1
Percentage of Moderate Income Tracts		33.33%
Number of Middle Income Tracts		2
Percentage of Middle Income Tracts		66.67%
Number of Upper Income Tracts		0
Percentage of Upper Income Tracts		0.00%
Number of NA Income Tracts		0
Percentage of NA Income Tracts		0.00%

Eastland, TEXAS

Census Tract	Tract Income Class	Minority Tract
48133950100	MODERATE	NO
48133950201	UPPER	NO
48133950202	MIDDLE	NO
48133950301	MIDDLE	NO
48133950302	NA	NO

Eastland, TEXAS

Census Tract	Tract Income Class	Minority Tract
48133950400	MODERATE	NO
48133950500	MODERATE	NO
Summary Data: Eastland		
Number of Census Tracts		7
Number of Minority Tracts		0
Percentage of Minority Tracts		0.00%
Number of Low Income Tracts		0
Percentage of Low Income Tracts		0.00%
Number of Moderate Income Tracts		3
Percentage of Moderate Income Tracts		42.86%
Number of Middle Income Tracts		2
Percentage of Middle Income Tracts		28.57%
Number of Upper Income Tracts		1
Percentage of Upper Income Tracts		14.29%
Number of NA Income Tracts		1
Percentage of NA Income Tracts		14.29%

Ector, TEXAS

Census Tract	Tract Income Class	Minority Tract
48135000100	MIDDLE	YES
48135000300	MODERATE	NO
48135000400	MIDDLE	YES



Ector, TEXAS

Census Tract	Tract Income Class	Minority Tract
48135000500	MIDDLE	YES
48135000600	MODERATE	YES
48135000700	MODERATE	YES
48135000800	MODERATE	YES
48135001000	MIDDLE	YES
48135001100	MODERATE	YES
48135001300	MIDDLE	YES
48135001500	MODERATE	YES
48135001600	UPPER	YES
48135001700	MIDDLE	YES
48135001800	MODERATE	YES
48135001900	MODERATE	YES
48135002000	MODERATE	YES
48135002200	MIDDLE	YES
48135002300	UPPER	YES
48135002400	UPPER	NO
48135002501	UPPER	YES
48135002502	MIDDLE	YES
48135002503	MIDDLE	YES
48135002701	MIDDLE	YES
48135002702	UPPER	YES
48135002801	MIDDLE	YES
48135002803	MIDDLE	YES
48135002804	MIDDLE	YES
48135002900	UPPER	NO
48135003001	MIDDLE	NO
48135003002	UPPER	NO

Ector, TEXAS

Census Tract	Tract Income Class	Minority Tract
48135003003	UPPER	YES
48135003004	UPPER	NO
48135003100	MODERATE	YES

Summary Data: Ector

Number of Census Tracts	33
Number of Minority Tracts	27
Percentage of Minority Tracts	81.82%
Number of Low Income Tracts	0
Percentage of Low Income Tracts	0.00%
Number of Moderate Income Tracts	10
Percentage of Moderate Income Tracts	30.30%
Number of Middle Income Tracts	14
Percentage of Middle Income Tracts	42.42%
Number of Upper Income Tracts	9
Percentage of Upper Income Tracts	27.27%
Number of NA Income Tracts	0
Percentage of NA Income Tracts	0.00%

Edwards, TEXAS

Census Tract	Tract Income Class	Minority Tract
48137950300	MODERATE	YES

Edwards, TEXAS

Census Tract	Tract Income Class	Minority Tract
--------------	--------------------	----------------

Summary Data: Edwards

Number of Census Tracts	1
Number of Minority Tracts	1
Percentage of Minority Tracts	100.00%
Number of Low Income Tracts	0
Percentage of Low Income Tracts	0.00%
Number of Moderate Income Tracts	1
Percentage of Moderate Income Tracts	100.00%
Number of Middle Income Tracts	0
Percentage of Middle Income Tracts	0.00%
Number of Upper Income Tracts	0
Percentage of Upper Income Tracts	0.00%
Number of NA Income Tracts	0
Percentage of NA Income Tracts	0.00%

El Paso, TEXAS

Census Tract	Tract Income Class	Minority Tract
48141000106	UPPER	YES
48141000107	MIDDLE	YES
48141000108	MODERATE	YES
48141000109	MIDDLE	YES
48141000110	UPPER	YES



El Paso, TEXAS

Census Tract	Tract Income Class	Minority Tract
48141000111	MIDDLE	YES
48141000112	MIDDLE	YES
48141000113	UPPER	YES
48141000114	MIDDLE	YES
48141000204	MIDDLE	YES
48141000205	MIDDLE	YES
48141000206	MIDDLE	YES
48141000207	MIDDLE	YES
48141000208	MIDDLE	YES
48141000301	MODERATE	YES
48141000302	MODERATE	YES
48141000401	UPPER	YES
48141000403	MIDDLE	YES
48141000404	LOW	YES
48141000600	MODERATE	YES
48141000800	LOW	YES
48141000901	MIDDLE	YES
48141000902	MIDDLE	YES
48141001001	MODERATE	YES
48141001002	MODERATE	YES
48141001107	UPPER	YES
48141001109	UPPER	YES
48141001110	UPPER	YES
48141001111	UPPER	YES
48141001112	UPPER	YES
48141001114	MODERATE	YES
48141001115	MODERATE	YES

El Paso, TEXAS

Census Tract	Tract Income Class	Minority Tract
48141001116	MIDDLE	YES
48141001117	UPPER	YES
48141001118	MIDDLE	YES
48141001119	MIDDLE	YES
48141001202	MIDDLE	YES
48141001204	MODERATE	YES
48141001301	UPPER	YES
48141001302	UPPER	YES
48141001400	MODERATE	YES
48141001501	UPPER	YES
48141001502	UPPER	YES
48141001600	LOW	YES
48141001700	MODERATE	YES
48141001800	LOW	YES
48141001900	LOW	YES
48141002000	LOW	YES
48141002100	LOW	YES
48141002201	MODERATE	YES
48141002202	MODERATE	YES
48141002300	MODERATE	YES
48141002400	MIDDLE	YES
48141002500	MODERATE	YES
48141002600	MODERATE	YES
48141002800	LOW	YES
48141002900	LOW	YES
48141003000	LOW	YES
48141003100	MODERATE	YES

El Paso, TEXAS

Census Tract	Tract Income Class	Minority Tract
48141003200	MODERATE	YES
48141003300	MODERATE	YES
48141003402	MODERATE	YES
48141003403	MODERATE	YES
48141003404	UPPER	YES
48141003501	MODERATE	YES
48141003502	MODERATE	YES
48141003601	MIDDLE	YES
48141003602	MODERATE	YES
48141003701	MODERATE	YES
48141003702	MODERATE	YES
48141003801	MIDDLE	YES
48141003803	MIDDLE	YES
48141003804	MODERATE	YES
48141003901	MODERATE	YES
48141003902	MODERATE	YES
48141003904	MIDDLE	YES
48141003905	MODERATE	YES
48141004004	MIDDLE	YES
48141004005	MODERATE	YES
48141004006	MODERATE	YES
48141004007	MIDDLE	YES
48141004008	MIDDLE	YES
48141004103	MODERATE	YES
48141004104	MIDDLE	YES
48141004105	MODERATE	YES
48141004106	MODERATE	YES



El Paso, TEXAS

Census Tract	Tract Income Class	Minority Tract
48141004107	MIDDLE	YES
48141004201	MODERATE	YES
48141004202	MODERATE	YES
48141004303	MIDDLE	YES
48141004307	UPPER	YES
48141004309	MIDDLE	YES
48141004310	MIDDLE	YES
48141004311	UPPER	YES
48141004312	MIDDLE	YES
48141004313	MIDDLE	YES
48141004314	MODERATE	YES
48141004316	MODERATE	YES
48141004317	MODERATE	YES
48141004318	UPPER	YES
48141004319	UPPER	YES
48141004320	MIDDLE	YES
48141010101	MIDDLE	NO
48141010102	MODERATE	YES
48141010103	UPPER	YES
48141010203	MODERATE	YES
48141010210	UPPER	YES
48141010211	UPPER	YES
48141010212	UPPER	YES
48141010213	UPPER	YES
48141010214	UPPER	YES
48141010217	UPPER	YES
48141010218	UPPER	YES

El Paso, TEXAS

Census Tract	Tract Income Class	Minority Tract
48141010220	MODERATE	YES
48141010222	MODERATE	YES
48141010223	MIDDLE	YES
48141010224	UPPER	YES
48141010225	UPPER	YES
48141010226	UPPER	YES
48141010227	MIDDLE	YES
48141010228	UPPER	YES
48141010229	UPPER	YES
48141010230	UPPER	YES
48141010231	MIDDLE	YES
48141010232	UPPER	YES
48141010303	MIDDLE	YES
48141010307	MIDDLE	YES
48141010311	UPPER	YES
48141010312	UPPER	YES
48141010316	MIDDLE	YES
48141010317	MIDDLE	YES
48141010322	MIDDLE	YES
48141010323	UPPER	YES
48141010326	UPPER	YES
48141010327	UPPER	YES
48141010328	UPPER	YES
48141010329	MIDDLE	YES
48141010333	MODERATE	YES
48141010334	MIDDLE	YES
48141010335	MODERATE	YES

El Paso, TEXAS

Census Tract	Tract Income Class	Minority Tract
48141010336	MIDDLE	YES
48141010337	UPPER	YES
48141010338	UPPER	YES
48141010344	MIDDLE	YES
48141010346	MIDDLE	YES
48141010347	MODERATE	YES
48141010348	MIDDLE	YES
48141010349	UPPER	YES
48141010350	MIDDLE	YES
48141010351	MIDDLE	YES
48141010352	UPPER	YES
48141010353	UPPER	YES
48141010354	MIDDLE	YES
48141010355	MIDDLE	YES
48141010356	MIDDLE	YES
48141010357	MODERATE	YES
48141010358	MIDDLE	YES
48141010359	MIDDLE	YES
48141010360	UPPER	YES
48141010361	UPPER	YES
48141010362	MIDDLE	YES
48141010363	UPPER	YES
48141010364	MODERATE	YES
48141010365	MIDDLE	YES
48141010366	UPPER	YES
48141010367	UPPER	YES
48141010368	UPPER	YES



El Paso, TEXAS

Census Tract	Tract Income Class	Minority Tract
48141010369	UPPER	YES
48141010370	UPPER	YES
48141010371	MIDDLE	YES
48141010372	UPPER	YES
48141010401	MODERATE	YES
48141010404	MODERATE	YES
48141010406	MODERATE	YES
48141010408	MODERATE	YES
48141010409	MIDDLE	YES
48141010410	MODERATE	YES
48141010411	MODERATE	YES
48141010412	MODERATE	YES
48141010413	MODERATE	YES
48141010501	MIDDLE	YES
48141010502	MIDDLE	YES
48141010504	MODERATE	YES
48141010505	MODERATE	YES
48141010506	MIDDLE	YES
48141010601	MIDDLE	NO
48141010602	MIDDLE	YES
48141980000	NA	NO

El Paso, TEXAS

Census Tract	Tract Income Class	Minority Tract
Summary Data: El Paso		
Number of Census Tracts		188
Number of Minority Tracts		185
Percentage of Minority Tracts		98.40%
Number of Low Income Tracts		10
Percentage of Low Income Tracts		5.32%
Number of Moderate Income Tracts		59
Percentage of Moderate Income Tracts		31.38%
Number of Middle Income Tracts		64
Percentage of Middle Income Tracts		34.04%
Number of Upper Income Tracts		54
Percentage of Upper Income Tracts		28.72%
Number of NA Income Tracts		1
Percentage of NA Income Tracts		0.53%

Ellis, TEXAS

Census Tract	Tract Income Class	Minority Tract
48139060103	MIDDLE	YES
48139060104	MODERATE	YES
48139060105	MIDDLE	NO
48139060106	MODERATE	YES
48139060206	MIDDLE	YES

Ellis, TEXAS

Census Tract	Tract Income Class	Minority Tract
48139060207	MIDDLE	NO
48139060209	UPPER	NO
48139060211	UPPER	NO
48139060212	MIDDLE	NO
48139060215	UPPER	YES
48139060216	UPPER	YES
48139060217	MIDDLE	NO
48139060218	MIDDLE	NO
48139060219	UPPER	NO
48139060220	MIDDLE	NO
48139060221	UPPER	NO
48139060300	MIDDLE	NO
48139060400	LOW	YES
48139060500	MODERATE	YES
48139060601	MIDDLE	NO
48139060602	MODERATE	NO
48139060702	MIDDLE	NO
48139060704	MIDDLE	NO
48139060801	UPPER	NO
48139060802	UPPER	NO
48139060803	MIDDLE	YES
48139060900	MIDDLE	NO
48139061000	MODERATE	NO
48139061100	MIDDLE	NO
48139061200	MIDDLE	NO
48139061300	MIDDLE	NO
48139061401	MIDDLE	NO



Ellis, TEXAS

Census Tract	Tract Income Class	Minority Tract
48139061402	MIDDLE	NO
48139061500	MODERATE	YES
48139061600	MODERATE	YES
48139061700	MIDDLE	NO

Summary Data: Ellis

Number of Census Tracts	36
Number of Minority Tracts	11
Percentage of Minority Tracts	30.56%
Number of Low Income Tracts	1
Percentage of Low Income Tracts	2.78%
Number of Moderate Income Tracts	7
Percentage of Moderate Income Tracts	19.44%
Number of Middle Income Tracts	20
Percentage of Middle Income Tracts	55.56%
Number of Upper Income Tracts	8
Percentage of Upper Income Tracts	22.22%
Number of NA Income Tracts	0
Percentage of NA Income Tracts	0.00%

Erath, TEXAS

Census Tract	Tract Income Class	Minority Tract
48143950100	UPPER	NO

Erath, TEXAS

Census Tract	Tract Income Class	Minority Tract
48143950201	UPPER	NO
48143950203	MIDDLE	NO
48143950204	UPPER	NO
48143950301	MIDDLE	NO
48143950302	MIDDLE	NO
48143950401	UPPER	NO
48143950402	UPPER	NO
48143950501	UPPER	NO
48143950502	MIDDLE	NO
48143950600	MIDDLE	NO
48143950700	MIDDLE	NO

Erath, TEXAS

Census Tract	Tract Income Class	Minority Tract
Summary Data: Erath		
Number of Census Tracts		12
Number of Minority Tracts		0
Percentage of Minority Tracts		0.00%
Number of Low Income Tracts		0
Percentage of Low Income Tracts		0.00%
Number of Moderate Income Tracts		0
Percentage of Moderate Income Tracts		0.00%
Number of Middle Income Tracts		6
Percentage of Middle Income Tracts		50.00%
Number of Upper Income Tracts		6
Percentage of Upper Income Tracts		50.00%
Number of NA Income Tracts		0
Percentage of NA Income Tracts		0.00%

Falls, TEXAS

Census Tract	Tract Income Class	Minority Tract
48145000200	MIDDLE	NO
48145000300	LOW	YES
48145000400	LOW	YES
48145000500	UPPER	NO
48145000700	MODERATE	NO



Falls, TEXAS

Census Tract	Tract Income Class	Minority Tract
48145000800	MIDDLE	NO
Summary Data: Falls		
Number of Census Tracts	6	
Number of Minority Tracts	2	
Percentage of Minority Tracts	33.33%	
Number of Low Income Tracts	2	
Percentage of Low Income Tracts	33.33%	
Number of Moderate Income Tracts	1	
Percentage of Moderate Income Tracts	16.67%	
Number of Middle Income Tracts	2	
Percentage of Middle Income Tracts	33.33%	
Number of Upper Income Tracts	1	
Percentage of Upper Income Tracts	16.67%	
Number of NA Income Tracts	0	
Percentage of NA Income Tracts	0.00%	

Fannin, TEXAS

Census Tract	Tract Income Class	Minority Tract
48147950100	MIDDLE	NO
48147950300	MIDDLE	NO
48147950401	MIDDLE	NO
48147950402	MIDDLE	NO

Fannin, TEXAS

Census Tract	Tract Income Class	Minority Tract
48147950500	MIDDLE	NO
48147950600	MIDDLE	NO
48147950701	UPPER	NO
48147950702	UPPER	NO
48147950800	UPPER	NO
Summary Data: Fannin		
Number of Census Tracts	9	
Number of Minority Tracts	0	
Percentage of Minority Tracts	0.00%	
Number of Low Income Tracts	0	
Percentage of Low Income Tracts	0.00%	
Number of Moderate Income Tracts	0	
Percentage of Moderate Income Tracts	0.00%	
Number of Middle Income Tracts	6	
Percentage of Middle Income Tracts	66.67%	
Number of Upper Income Tracts	3	
Percentage of Upper Income Tracts	33.33%	
Number of NA Income Tracts	0	
Percentage of NA Income Tracts	0.00%	

Fayette, TEXAS

Census Tract	Tract Income Class	Minority Tract
--------------	--------------------	----------------

Fayette, TEXAS

Census Tract	Tract Income Class	Minority Tract
48149970100	UPPER	NO
48149970200	UPPER	NO
48149970301	UPPER	NO
48149970302	MIDDLE	NO
48149970400	MIDDLE	NO
48149970500	MIDDLE	NO
48149970601	UPPER	NO
48149970602	MIDDLE	NO
48149970700	UPPER	NO
Summary Data: Fayette		
Number of Census Tracts	9	
Number of Minority Tracts	0	
Percentage of Minority Tracts	0.00%	
Number of Low Income Tracts	0	
Percentage of Low Income Tracts	0.00%	
Number of Moderate Income Tracts	0	
Percentage of Moderate Income Tracts	0.00%	
Number of Middle Income Tracts	4	
Percentage of Middle Income Tracts	44.44%	
Number of Upper Income Tracts	5	
Percentage of Upper Income Tracts	55.56%	
Number of NA Income Tracts	0	
Percentage of NA Income Tracts	0.00%	



Fisher, TEXAS

Census Tract	Tract Income Class	Minority Tract
48151950300	MIDDLE	NO
48151950400	MIDDLE	NO

Summary Data: Fisher

Number of Census Tracts	2
Number of Minority Tracts	0
Percentage of Minority Tracts	0.00%
Number of Low Income Tracts	0
Percentage of Low Income Tracts	0.00%
Number of Moderate Income Tracts	0
Percentage of Moderate Income Tracts	0.00%
Number of Middle Income Tracts	2
Percentage of Middle Income Tracts	100.00%
Number of Upper Income Tracts	0
Percentage of Upper Income Tracts	0.00%
Number of NA Income Tracts	0
Percentage of NA Income Tracts	0.00%

Floyd, TEXAS

Census Tract	Tract Income Class	Minority Tract
48153950500	MIDDLE	YES
48153950600	MIDDLE	YES

Floyd, TEXAS

Census Tract	Tract Income Class	Minority Tract
--------------	--------------------	----------------

Summary Data: Floyd

Number of Census Tracts	2
Number of Minority Tracts	2
Percentage of Minority Tracts	100.00%
Number of Low Income Tracts	0
Percentage of Low Income Tracts	0.00%
Number of Moderate Income Tracts	0
Percentage of Moderate Income Tracts	0.00%
Number of Middle Income Tracts	2
Percentage of Middle Income Tracts	100.00%
Number of Upper Income Tracts	0
Percentage of Upper Income Tracts	0.00%
Number of NA Income Tracts	0
Percentage of NA Income Tracts	0.00%

Foard, TEXAS

Census Tract	Tract Income Class	Minority Tract
48155950100	MIDDLE	NO

Foard, TEXAS

Census Tract	Tract Income Class	Minority Tract
--------------	--------------------	----------------

Summary Data: Foard

Number of Census Tracts	1
Number of Minority Tracts	0
Percentage of Minority Tracts	0.00%
Number of Low Income Tracts	0
Percentage of Low Income Tracts	0.00%
Number of Moderate Income Tracts	0
Percentage of Moderate Income Tracts	0.00%
Number of Middle Income Tracts	1
Percentage of Middle Income Tracts	100.00%
Number of Upper Income Tracts	0
Percentage of Upper Income Tracts	0.00%
Number of NA Income Tracts	0
Percentage of NA Income Tracts	0.00%

Fort Bend, TEXAS

Census Tract	Tract Income Class	Minority Tract
48157670101	MODERATE	YES
48157670102	MODERATE	YES
48157670201	MIDDLE	YES
48157670202	MODERATE	YES
48157670300	MODERATE	YES

Fort Bend, TEXAS

Census Tract	Tract Income Class	Minority Tract
48157670400	MIDDLE	YES
48157670500	MODERATE	YES
48157670602	MODERATE	YES
48157670603	MIDDLE	YES
48157670604	MIDDLE	YES
48157670700	UPPER	YES
48157670801	MIDDLE	YES
48157670802	MODERATE	YES
48157670803	MIDDLE	YES
48157670804	MIDDLE	YES
48157670902	UPPER	YES
48157670903	UPPER	YES
48157670904	UPPER	YES
48157671001	MIDDLE	YES
48157671002	MIDDLE	YES
48157671101	MIDDLE	YES
48157671102	MODERATE	YES
48157671200	MODERATE	YES
48157671300	MODERATE	YES
48157671401	MODERATE	YES
48157671402	MODERATE	YES
48157671501	UPPER	YES
48157671502	UPPER	YES
48157671601	MIDDLE	YES
48157671602	UPPER	YES
48157671700	UPPER	NO
48157671800	MIDDLE	YES

Fort Bend, TEXAS

Census Tract	Tract Income Class	Minority Tract
48157671900	MIDDLE	YES
48157672002	MIDDLE	YES
48157672003	UPPER	YES
48157672004	MIDDLE	YES
48157672100	UPPER	NO
48157672201	UPPER	YES
48157672202	UPPER	NO
48157672303	MIDDLE	YES
48157672304	MIDDLE	YES
48157672305	UPPER	YES
48157672306	UPPER	NO
48157672401	UPPER	YES
48157672402	MIDDLE	YES
48157672500	MODERATE	YES
48157672602	MIDDLE	YES
48157672603	MODERATE	YES
48157672604	MIDDLE	YES
48157672701	MODERATE	YES
48157672702	MIDDLE	YES
48157672703	MIDDLE	YES
48157672801	UPPER	YES
48157672802	MIDDLE	YES
48157672901	UPPER	YES
48157672902	UPPER	YES
48157672903	UPPER	YES
48157672904	MODERATE	YES
48157672905	MIDDLE	YES

Fort Bend, TEXAS

Census Tract	Tract Income Class	Minority Tract
48157672906	UPPER	YES
48157672907	MIDDLE	YES
48157673004	UPPER	NO
48157673005	UPPER	NO
48157673006	UPPER	YES
48157673007	UPPER	YES
48157673008	UPPER	NO
48157673009	UPPER	YES
48157673010	UPPER	YES
48157673103	UPPER	NO
48157673104	UPPER	YES
48157673105	UPPER	YES
48157673106	UPPER	NO
48157673107	UPPER	YES
48157673108	UPPER	YES
48157673109	UPPER	YES
48157673110	UPPER	YES
48157673111	UPPER	YES
48157673112	UPPER	YES
48157673113	UPPER	YES
48157673201	UPPER	NO
48157673202	UPPER	YES
48157673300	UPPER	NO
48157673401	UPPER	YES
48157673402	UPPER	YES
48157673403	UPPER	YES
48157673404	UPPER	NO

Fort Bend, TEXAS

Census Tract	Tract Income Class	Minority Tract
48157673501	MIDDLE	YES
48157673502	UPPER	NO
48157673600	UPPER	NO
48157673700	NA	YES
48157673801	UPPER	YES
48157673802	UPPER	YES
48157673902	UPPER	YES
48157673903	UPPER	YES
48157673904	UPPER	YES
48157674001	UPPER	YES
48157674002	MIDDLE	YES
48157674100	UPPER	YES
48157674200	UPPER	YES
48157674301	UPPER	YES
48157674302	UPPER	YES
48157674401	UPPER	YES
48157674402	UPPER	YES
48157674403	UPPER	YES
48157674404	UPPER	YES
48157674503	UPPER	YES
48157674504	UPPER	YES
48157674505	UPPER	YES
48157674506	MIDDLE	YES
48157674507	UPPER	YES
48157674508	UPPER	YES
48157674601	UPPER	NO
48157674602	UPPER	NO

Fort Bend, TEXAS

Census Tract	Tract Income Class	Minority Tract
48157674603	UPPER	YES
48157674604	UPPER	YES
48157674701	UPPER	YES
48157674702	UPPER	YES
48157674800	MODERATE	YES
48157674900	MODERATE	YES
48157675000	LOW	YES
48157675101	MODERATE	YES
48157675102	MODERATE	YES
48157675200	MODERATE	YES
48157675300	MODERATE	YES
48157675401	MIDDLE	YES
48157675402	MODERATE	YES
48157675501	MIDDLE	YES
48157675502	MIDDLE	YES
48157675503	UPPER	YES
48157675600	MIDDLE	NO
48157675701	MIDDLE	NO
48157675702	MIDDLE	NO
48157675800	MODERATE	YES

Fort Bend, TEXAS

Census Tract	Tract Income Class	Minority Tract
Summary Data: Fort Bend		
Number of Census Tracts		133
Number of Minority Tracts		114
Percentage of Minority Tracts		85.71%
Number of Low Income Tracts		1
Percentage of Low Income Tracts		0.75%
Number of Moderate Income Tracts		24
Percentage of Moderate Income Tracts		18.05%
Number of Middle Income Tracts		34
Percentage of Middle Income Tracts		25.56%
Number of Upper Income Tracts		73
Percentage of Upper Income Tracts		54.89%
Number of NA Income Tracts		1
Percentage of NA Income Tracts		0.75%

Franklin, TEXAS

Census Tract	Tract Income Class	Minority Tract
48159950101	MIDDLE	NO
48159950102	UPPER	NO
48159950200	MIDDLE	NO
48159950300	MIDDLE	NO



Franklin, TEXAS

Census Tract	Tract Income Class	Minority Tract
Summary Data: Franklin		
Number of Census Tracts		4
Number of Minority Tracts		0
Percentage of Minority Tracts		0.00%
Number of Low Income Tracts		0
Percentage of Low Income Tracts		0.00%
Number of Moderate Income Tracts		0
Percentage of Moderate Income Tracts		0.00%
Number of Middle Income Tracts		3
Percentage of Middle Income Tracts		75.00%
Number of Upper Income Tracts		1
Percentage of Upper Income Tracts		25.00%
Number of NA Income Tracts		0
Percentage of NA Income Tracts		0.00%

Freestone, TEXAS

Census Tract	Tract Income Class	Minority Tract
48161000101	UPPER	NO
48161000102	UPPER	NO
48161000200	UPPER	NO
48161000300	MODERATE	YES
48161000400	MIDDLE	NO

Freestone, TEXAS

Census Tract	Tract Income Class	Minority Tract
48161000600	MODERATE	NO
48161000700	MIDDLE	NO
48161000900	MIDDLE	NO
Summary Data: Freestone		
Number of Census Tracts		8
Number of Minority Tracts		1
Percentage of Minority Tracts		12.50%
Number of Low Income Tracts		0
Percentage of Low Income Tracts		0.00%
Number of Moderate Income Tracts		2
Percentage of Moderate Income Tracts		25.00%
Number of Middle Income Tracts		3
Percentage of Middle Income Tracts		37.50%
Number of Upper Income Tracts		3
Percentage of Upper Income Tracts		37.50%
Number of NA Income Tracts		0
Percentage of NA Income Tracts		0.00%

Frio, TEXAS

Census Tract	Tract Income Class	Minority Tract
48163950101	MIDDLE	YES
48163950102	MIDDLE	YES

Frio, TEXAS

Census Tract	Tract Income Class	Minority Tract
48163950201	MODERATE	YES
48163950202	MIDDLE	YES
48163950301	MIDDLE	YES
48163950302	MIDDLE	YES
Summary Data: Frio		
Number of Census Tracts		6
Number of Minority Tracts		6
Percentage of Minority Tracts		100.00%
Number of Low Income Tracts		0
Percentage of Low Income Tracts		0.00%
Number of Moderate Income Tracts		1
Percentage of Moderate Income Tracts		16.67%
Number of Middle Income Tracts		5
Percentage of Middle Income Tracts		83.33%
Number of Upper Income Tracts		0
Percentage of Upper Income Tracts		0.00%
Number of NA Income Tracts		0
Percentage of NA Income Tracts		0.00%

Gaines, TEXAS

Census Tract	Tract Income Class	Minority Tract
48165950100	MIDDLE	YES



Gaines, TEXAS

Census Tract	Tract Income Class	Minority Tract
48165950201	UPPER	NO
48165950202	MIDDLE	NO
48165950300	UPPER	YES

Summary Data: Gaines

Number of Census Tracts	4
Number of Minority Tracts	2
Percentage of Minority Tracts	50.00%
Number of Low Income Tracts	0
Percentage of Low Income Tracts	0.00%
Number of Moderate Income Tracts	0
Percentage of Moderate Income Tracts	0.00%
Number of Middle Income Tracts	2
Percentage of Middle Income Tracts	50.00%
Number of Upper Income Tracts	2
Percentage of Upper Income Tracts	50.00%
Number of NA Income Tracts	0
Percentage of NA Income Tracts	0.00%

Galveston, TEXAS

Census Tract	Tract Income Class	Minority Tract
48167720100	UPPER	NO
48167720200	UPPER	NO

Galveston, TEXAS

Census Tract	Tract Income Class	Minority Tract
48167720301	UPPER	NO
48167720302	UPPER	NO
48167720400	UPPER	NO
48167720501	UPPER	NO
48167720504	UPPER	NO
48167720505	UPPER	NO
48167720506	UPPER	NO
48167720507	UPPER	NO
48167720508	MIDDLE	NO
48167720509	MIDDLE	NO
48167720510	UPPER	NO
48167720511	UPPER	NO
48167720512	UPPER	NO
48167720601	UPPER	NO
48167720602	UPPER	NO
48167720603	UPPER	NO
48167720604	UPPER	NO
48167720605	UPPER	NO
48167720701	UPPER	NO
48167720702	UPPER	NO
48167720703	UPPER	NO
48167720800	MIDDLE	YES
48167720900	MIDDLE	YES
48167721000	MIDDLE	NO
48167721101	UPPER	YES
48167721102	MODERATE	YES
48167721103	MIDDLE	YES

Galveston, TEXAS

Census Tract	Tract Income Class	Minority Tract
48167721203	MIDDLE	NO
48167721204	UPPER	NO
48167721205	MIDDLE	NO
48167721206	UPPER	NO
48167721207	UPPER	NO
48167721208	UPPER	NO
48167721209	UPPER	YES
48167721210	UPPER	NO
48167721211	UPPER	NO
48167721301	MIDDLE	NO
48167721302	UPPER	NO
48167721401	UPPER	NO
48167721402	LOW	NO
48167721403	UPPER	NO
48167721501	UPPER	NO
48167721502	UPPER	NO
48167721503	UPPER	NO
48167721600	MODERATE	NO
48167721701	LOW	YES
48167721702	MODERATE	YES
48167721703	MIDDLE	NO
48167721800	MIDDLE	NO
48167721901	MODERATE	YES
48167721902	MODERATE	YES
48167722001	MIDDLE	NO
48167722002	MIDDLE	YES
48167722100	MIDDLE	NO



Galveston, TEXAS

Census Tract	Tract Income Class	Minority Tract
48167722200	LOW	YES
48167722300	MODERATE	YES
48167722600	MODERATE	YES
48167722700	MODERATE	YES
48167722800	MODERATE	YES
48167722900	MODERATE	YES
48167723000	MODERATE	YES
48167723100	MIDDLE	YES
48167723200	MIDDLE	YES
48167723300	MIDDLE	NO
48167723401	MIDDLE	NO
48167723402	UPPER	NO
48167723403	MIDDLE	NO
48167723501	MIDDLE	NO
48167723503	MODERATE	NO
48167723504	MIDDLE	NO
48167723505	UPPER	NO
48167723600	MIDDLE	NO
48167723700	MODERATE	YES
48167723800	UPPER	NO
48167723900	MIDDLE	NO
48167724000	NA	NO
48167724101	UPPER	NO
48167724200	MODERATE	YES
48167724300	MIDDLE	NO
48167724400	MODERATE	YES
48167724500	MIDDLE	NO

Galveston, TEXAS

Census Tract	Tract Income Class	Minority Tract
48167724600	LOW	YES
48167724700	NA	YES
48167724800	MIDDLE	YES
48167724900	MIDDLE	YES
48167725000	MODERATE	YES
48167725100	LOW	YES
48167725200	MODERATE	YES
48167725300	MIDDLE	YES
48167725400	MODERATE	YES
48167725500	UPPER	NO
48167725600	MODERATE	YES
48167725700	UPPER	NO
48167725800	MIDDLE	YES
48167725900	UPPER	NO
48167726000	UPPER	NO
48167726101	UPPER	NO
48167726102	UPPER	NO
48167726200	MODERATE	YES
48167990000	NA	NO
48167990100	NA	NO

Galveston, TEXAS

Census Tract	Tract Income Class	Minority Tract
Summary Data: Galveston		
Number of Census Tracts		103
Number of Minority Tracts		35
Percentage of Minority Tracts		33.98%
Number of Low Income Tracts		5
Percentage of Low Income Tracts		4.85%
Number of Moderate Income Tracts		20
Percentage of Moderate Income Tracts		19.42%
Number of Middle Income Tracts		29
Percentage of Middle Income Tracts		28.16%
Number of Upper Income Tracts		45
Percentage of Upper Income Tracts		43.69%
Number of NA Income Tracts		4
Percentage of NA Income Tracts		3.88%

Garza, TEXAS

Census Tract	Tract Income Class	Minority Tract
48169950101	UPPER	YES
48169950102	MIDDLE	NO
48169980000	NA	YES



Garza, TEXAS

Census Tract	Tract Income Class	Minority Tract
Summary Data: Garza		
Number of Census Tracts		3
Number of Minority Tracts		2
Percentage of Minority Tracts		66.67%
Number of Low Income Tracts		0
Percentage of Low Income Tracts		0.00%
Number of Moderate Income Tracts		0
Percentage of Moderate Income Tracts		0.00%
Number of Middle Income Tracts		1
Percentage of Middle Income Tracts		33.33%
Number of Upper Income Tracts		1
Percentage of Upper Income Tracts		33.33%
Number of NA Income Tracts		1
Percentage of NA Income Tracts		33.33%

Gillespie, TEXAS

Census Tract	Tract Income Class	Minority Tract
48171950100	MIDDLE	NO
48171950200	UPPER	NO
48171950301	UPPER	NO
48171950302	UPPER	NO
48171950401	UPPER	NO

Gillespie, TEXAS

Census Tract	Tract Income Class	Minority Tract
48171950402	MIDDLE	NO
48171950500	MIDDLE	NO
Summary Data: Gillespie		
Number of Census Tracts		7
Number of Minority Tracts		0
Percentage of Minority Tracts		0.00%
Number of Low Income Tracts		0
Percentage of Low Income Tracts		0.00%
Number of Moderate Income Tracts		0
Percentage of Moderate Income Tracts		0.00%
Number of Middle Income Tracts		3
Percentage of Middle Income Tracts		42.86%
Number of Upper Income Tracts		4
Percentage of Upper Income Tracts		57.14%
Number of NA Income Tracts		0
Percentage of NA Income Tracts		0.00%

Glasscock, TEXAS

Census Tract	Tract Income Class	Minority Tract
48173950100	UPPER	NO

Glasscock, TEXAS

Census Tract	Tract Income Class	Minority Tract
Summary Data: Glasscock		
Number of Census Tracts		1
Number of Minority Tracts		0
Percentage of Minority Tracts		0.00%
Number of Low Income Tracts		0
Percentage of Low Income Tracts		0.00%
Number of Moderate Income Tracts		0
Percentage of Moderate Income Tracts		0.00%
Number of Middle Income Tracts		0
Percentage of Middle Income Tracts		0.00%
Number of Upper Income Tracts		1
Percentage of Upper Income Tracts		100.00%
Number of NA Income Tracts		0
Percentage of NA Income Tracts		0.00%

Goliad, TEXAS

Census Tract	Tract Income Class	Minority Tract
48175960100	MIDDLE	NO
48175960200	MIDDLE	NO



Goliad, TEXAS

Census Tract	Tract Income Class	Minority Tract
Summary Data: Goliad		
Number of Census Tracts		2
Number of Minority Tracts		0
Percentage of Minority Tracts		0.00%
Number of Low Income Tracts		0
Percentage of Low Income Tracts		0.00%
Number of Moderate Income Tracts		0
Percentage of Moderate Income Tracts		0.00%
Number of Middle Income Tracts		2
Percentage of Middle Income Tracts		100.00%
Number of Upper Income Tracts		0
Percentage of Upper Income Tracts		0.00%
Number of NA Income Tracts		0
Percentage of NA Income Tracts		0.00%

Gonzales, TEXAS

Census Tract	Tract Income Class	Minority Tract
48177000100	MIDDLE	YES
48177000200	MIDDLE	NO
48177000300	MIDDLE	YES
48177000400	MIDDLE	YES
48177000500	MIDDLE	YES

Gonzales, TEXAS

Census Tract	Tract Income Class	Minority Tract
48177000600	MIDDLE	NO
Summary Data: Gonzales		
Number of Census Tracts		6
Number of Minority Tracts		4
Percentage of Minority Tracts		66.67%
Number of Low Income Tracts		0
Percentage of Low Income Tracts		0.00%
Number of Moderate Income Tracts		0
Percentage of Moderate Income Tracts		0.00%
Number of Middle Income Tracts		6
Percentage of Middle Income Tracts		100.00%
Number of Upper Income Tracts		0
Percentage of Upper Income Tracts		0.00%
Number of NA Income Tracts		0
Percentage of NA Income Tracts		0.00%

Gray, TEXAS

Census Tract	Tract Income Class	Minority Tract
48179950100	UPPER	NO
48179950300	UPPER	NO
48179950400	UPPER	NO
48179950500	MODERATE	NO

Gray, TEXAS

Census Tract	Tract Income Class	Minority Tract
48179950600	MODERATE	YES
48179950700	MODERATE	YES
48179950800	LOW	YES
Summary Data: Gray		
Number of Census Tracts		7
Number of Minority Tracts		3
Percentage of Minority Tracts		42.86%
Number of Low Income Tracts		1
Percentage of Low Income Tracts		14.29%
Number of Moderate Income Tracts		3
Percentage of Moderate Income Tracts		42.86%
Number of Middle Income Tracts		0
Percentage of Middle Income Tracts		0.00%
Number of Upper Income Tracts		3
Percentage of Upper Income Tracts		42.86%
Number of NA Income Tracts		0
Percentage of NA Income Tracts		0.00%

Grayson, TEXAS

Census Tract	Tract Income Class	Minority Tract
48181000101	MIDDLE	NO
48181000102	MIDDLE	NO



Grayson, TEXAS

Census Tract	Tract Income Class	Minority Tract
48181000200	MODERATE	NO
48181000302	UPPER	NO
48181000304	MIDDLE	NO
48181000305	UPPER	NO
48181000306	MODERATE	NO
48181000400	MIDDLE	NO
48181000501	MODERATE	NO
48181000502	MIDDLE	NO
48181000600	MIDDLE	NO
48181000700	MODERATE	NO
48181000800	MIDDLE	NO
48181000901	UPPER	NO
48181000903	MODERATE	NO
48181000904	MIDDLE	NO
48181001101	MIDDLE	NO
48181001103	MIDDLE	NO
48181001104	MIDDLE	NO
48181001200	MIDDLE	NO
48181001300	MIDDLE	NO
48181001400	MODERATE	YES
48181001500	MODERATE	YES
48181001700	MODERATE	NO
48181001801	MIDDLE	NO
48181001802	UPPER	NO
48181001803	UPPER	NO
48181001901	UPPER	NO
48181001902	MIDDLE	NO

Grayson, TEXAS

Census Tract	Tract Income Class	Minority Tract
48181002000	LOW	YES
Summary Data: Grayson		
Number of Census Tracts		30
Number of Minority Tracts		3
Percentage of Minority Tracts		10.00%
Number of Low Income Tracts		1
Percentage of Low Income Tracts		3.33%
Number of Moderate Income Tracts		8
Percentage of Moderate Income Tracts		26.67%
Number of Middle Income Tracts		15
Percentage of Middle Income Tracts		50.00%
Number of Upper Income Tracts		6
Percentage of Upper Income Tracts		20.00%
Number of NA Income Tracts		0
Percentage of NA Income Tracts		0.00%

Gregg, TEXAS

Census Tract	Tract Income Class	Minority Tract
48183000201	MODERATE	NO
48183000202	UPPER	NO
48183000300	MIDDLE	NO
48183000401	MIDDLE	NO

Gregg, TEXAS

Census Tract	Tract Income Class	Minority Tract
48183000402	MIDDLE	NO
48183000501	UPPER	NO
48183000502	MIDDLE	NO
48183000601	UPPER	NO
48183000602	MODERATE	NO
48183000700	MIDDLE	NO
48183000800	MIDDLE	YES
48183000900	MODERATE	YES
48183001000	MODERATE	YES
48183001100	MIDDLE	YES
48183001200	MODERATE	YES
48183001300	MODERATE	YES
48183001400	MODERATE	YES
48183001500	MIDDLE	YES
48183010100	UPPER	NO
48183010201	MODERATE	NO
48183010202	MODERATE	NO
48183010301	MIDDLE	NO
48183010302	MIDDLE	NO
48183010401	MIDDLE	NO
48183010402	UPPER	NO
48183010501	MIDDLE	YES
48183010502	UPPER	YES
48183010600	MIDDLE	NO
48183010700	MODERATE	YES
48183980000	NA	NO



Gregg, TEXAS

Census Tract	Tract Income Class	Minority Tract
Summary Data: Gregg		
Number of Census Tracts		30
Number of Minority Tracts		11
Percentage of Minority Tracts		36.67%
Number of Low Income Tracts		0
Percentage of Low Income Tracts		0.00%
Number of Moderate Income Tracts		10
Percentage of Moderate Income Tracts		33.33%
Number of Middle Income Tracts		13
Percentage of Middle Income Tracts		43.33%
Number of Upper Income Tracts		6
Percentage of Upper Income Tracts		20.00%
Number of NA Income Tracts		1
Percentage of NA Income Tracts		3.33%

Grimes, TEXAS

Census Tract	Tract Income Class	Minority Tract
48185180101	MIDDLE	YES
48185180102	MIDDLE	NO
48185180201	MODERATE	YES
48185180202	UPPER	NO
48185180302	MIDDLE	NO

Grimes, TEXAS

Census Tract	Tract Income Class	Minority Tract
48185180303	UPPER	NO
48185180304	UPPER	NO
48185180400	MIDDLE	YES
Summary Data: Grimes		
Number of Census Tracts		8
Number of Minority Tracts		3
Percentage of Minority Tracts		37.50%
Number of Low Income Tracts		0
Percentage of Low Income Tracts		0.00%
Number of Moderate Income Tracts		1
Percentage of Moderate Income Tracts		12.50%
Number of Middle Income Tracts		4
Percentage of Middle Income Tracts		50.00%
Number of Upper Income Tracts		3
Percentage of Upper Income Tracts		37.50%
Number of NA Income Tracts		0
Percentage of NA Income Tracts		0.00%

Guadalupe, TEXAS

Census Tract	Tract Income Class	Minority Tract
48187210100	MIDDLE	YES
48187210200	LOW	YES

Guadalupe, TEXAS

Census Tract	Tract Income Class	Minority Tract
48187210300	MODERATE	YES
48187210400	MIDDLE	YES
48187210505	MODERATE	YES
48187210506	MIDDLE	NO
48187210508	MIDDLE	NO
48187210509	MIDDLE	NO
48187210510	NA	NO
48187210511	MIDDLE	NO
48187210512	MIDDLE	NO
48187210513	MIDDLE	NO
48187210603	MIDDLE	NO
48187210606	UPPER	NO
48187210608	UPPER	YES
48187210609	UPPER	NO
48187210610	MIDDLE	NO
48187210611	MIDDLE	NO
48187210612	UPPER	YES
48187210613	MIDDLE	YES
48187210614	UPPER	YES
48187210705	MIDDLE	YES
48187210706	MIDDLE	YES
48187210707	UPPER	YES
48187210709	UPPER	NO
48187210710	UPPER	NO
48187210711	UPPER	YES
48187210712	UPPER	NO
48187210713	UPPER	YES



Guadalupe, TEXAS

Census Tract	Tract Income Class	Minority Tract
48187210715	UPPER	NO
48187210716	UPPER	NO
48187210717	UPPER	YES
48187210718	MIDDLE	YES
48187210803	UPPER	NO
48187210804	MIDDLE	NO
48187210805	MIDDLE	NO
48187210806	MIDDLE	YES
48187210902	MIDDLE	NO
48187210903	MIDDLE	NO
48187210904	MIDDLE	YES
48187210905	MIDDLE	NO

Guadalupe, TEXAS

Census Tract	Tract Income Class	Minority Tract
Summary Data: Guadalupe		
Number of Census Tracts		41
Number of Minority Tracts		18
Percentage of Minority Tracts		43.90%
Number of Low Income Tracts		1
Percentage of Low Income Tracts		2.44%
Number of Moderate Income Tracts		2
Percentage of Moderate Income Tracts		4.88%
Number of Middle Income Tracts		22
Percentage of Middle Income Tracts		53.66%
Number of Upper Income Tracts		15
Percentage of Upper Income Tracts		36.59%
Number of NA Income Tracts		1
Percentage of NA Income Tracts		2.44%

Hale, TEXAS

Census Tract	Tract Income Class	Minority Tract
48189950100	MIDDLE	YES
48189950200	MODERATE	YES
48189950300	UPPER	YES
48189950400	MIDDLE	YES
48189950500	MIDDLE	YES

Hale, TEXAS

Census Tract	Tract Income Class	Minority Tract
48189950600	MIDDLE	NO
48189950700	MIDDLE	YES
48189950800	MIDDLE	YES
48189950900	MIDDLE	NO
Summary Data: Hale		
Number of Census Tracts		9
Number of Minority Tracts		7
Percentage of Minority Tracts		77.78%
Number of Low Income Tracts		0
Percentage of Low Income Tracts		0.00%
Number of Moderate Income Tracts		1
Percentage of Moderate Income Tracts		11.11%
Number of Middle Income Tracts		7
Percentage of Middle Income Tracts		77.78%
Number of Upper Income Tracts		1
Percentage of Upper Income Tracts		11.11%
Number of NA Income Tracts		0
Percentage of NA Income Tracts		0.00%

Hall, TEXAS

Census Tract	Tract Income Class	Minority Tract
48191950500	MODERATE	NO



Hall, TEXAS

Census Tract	Tract Income Class	Minority Tract
Summary Data: Hall		
Number of Census Tracts		1
Number of Minority Tracts		0
Percentage of Minority Tracts		0.00%
Number of Low Income Tracts		0
Percentage of Low Income Tracts		0.00%
Number of Moderate Income Tracts		1
Percentage of Moderate Income Tracts		100.00%
Number of Middle Income Tracts		0
Percentage of Middle Income Tracts		0.00%
Number of Upper Income Tracts		0
Percentage of Upper Income Tracts		0.00%
Number of NA Income Tracts		0
Percentage of NA Income Tracts		0.00%

Hamilton, TEXAS

Census Tract	Tract Income Class	Minority Tract
48193950100	MIDDLE	NO
48193950200	MIDDLE	NO
48193950300	MIDDLE	NO

Hamilton, TEXAS

Census Tract	Tract Income Class	Minority Tract
Summary Data: Hamilton		
Number of Census Tracts		3
Number of Minority Tracts		0
Percentage of Minority Tracts		0.00%
Number of Low Income Tracts		0
Percentage of Low Income Tracts		0.00%
Number of Moderate Income Tracts		0
Percentage of Moderate Income Tracts		0.00%
Number of Middle Income Tracts		3
Percentage of Middle Income Tracts		100.00%
Number of Upper Income Tracts		0
Percentage of Upper Income Tracts		0.00%
Number of NA Income Tracts		0
Percentage of NA Income Tracts		0.00%

Hansford, TEXAS


Census Tract	Tract Income Class	Minority Tract
48195950100	MIDDLE	NO
48195950300	MIDDLE	YES

Hansford, TEXAS

Census Tract	Tract Income Class	Minority Tract
Summary Data: Hansford		
Number of Census Tracts		2
Number of Minority Tracts		1
Percentage of Minority Tracts		50.00%
Number of Low Income Tracts		0
Percentage of Low Income Tracts		0.00%
Number of Moderate Income Tracts		0
Percentage of Moderate Income Tracts		0.00%
Number of Middle Income Tracts		2
Percentage of Middle Income Tracts		100.00%
Number of Upper Income Tracts		0
Percentage of Upper Income Tracts		0.00%
Number of NA Income Tracts		0
Percentage of NA Income Tracts		0.00%

Hardeman, TEXAS

Census Tract	Tract Income Class	Minority Tract
48197950100	MIDDLE	NO



Hardeman, TEXAS

Census Tract	Tract Income Class	Minority Tract
Summary Data: Hardeman		
Number of Census Tracts		1
Number of Minority Tracts		0
Percentage of Minority Tracts		0.00%
Number of Low Income Tracts		0
Percentage of Low Income Tracts		0.00%
Number of Moderate Income Tracts		0
Percentage of Moderate Income Tracts		0.00%
Number of Middle Income Tracts		1
Percentage of Middle Income Tracts		100.00%
Number of Upper Income Tracts		0
Percentage of Upper Income Tracts		0.00%
Number of NA Income Tracts		0
Percentage of NA Income Tracts		0.00%

Hardin, TEXAS

Census Tract	Tract Income Class	Minority Tract
48199030100	LOW	NO
48199030200	UPPER	NO
48199030301	MIDDLE	NO
48199030302	UPPER	NO
48199030400	MIDDLE	NO

Hardin, TEXAS

Census Tract	Tract Income Class	Minority Tract
48199030501	UPPER	NO
48199030503	UPPER	NO
48199030504	UPPER	NO
48199030600	MIDDLE	NO
48199030700	MIDDLE	NO
48199030800	MIDDLE	NO
48199030900	MIDDLE	NO
48199031000	MIDDLE	NO
Summary Data: Hardin		
Number of Census Tracts		13
Number of Minority Tracts		0
Percentage of Minority Tracts		0.00%
Number of Low Income Tracts		1
Percentage of Low Income Tracts		7.69%
Number of Moderate Income Tracts		0
Percentage of Moderate Income Tracts		0.00%
Number of Middle Income Tracts		7
Percentage of Middle Income Tracts		53.85%
Number of Upper Income Tracts		5
Percentage of Upper Income Tracts		38.46%
Number of NA Income Tracts		0
Percentage of NA Income Tracts		0.00%

Harris, TEXAS

Census Tract	Tract Income Class	Minority Tract
48201100001	UPPER	YES
48201210400	LOW	YES
48201210500	MODERATE	YES
48201210600	MIDDLE	YES
48201210700	MODERATE	YES
48201210800	MODERATE	YES
48201210900	MODERATE	YES
48201211000	MODERATE	YES
48201211101	LOW	YES
48201211102	LOW	YES
48201211200	NA	YES
48201211301	LOW	YES
48201211302	MODERATE	YES
48201211400	LOW	YES
48201211501	LOW	YES
48201211502	LOW	YES
48201211600	MODERATE	YES
48201211700	LOW	YES
48201211900	LOW	YES
48201212300	MODERATE	YES
48201212400	MODERATE	YES
48201212500	MODERATE	YES
48201220100	LOW	YES
48201220200	MODERATE	YES
48201220300	MODERATE	YES
48201220400	LOW	YES
48201220500	LOW	YES



Harris, TEXAS

Census Tract	Tract Income Class	Minority Tract
48201220600	MODERATE	YES
48201220701	LOW	YES
48201220702	LOW	YES
48201220800	LOW	YES
48201220900	LOW	YES
48201221000	LOW	YES
48201221100	LOW	YES
48201221200	MODERATE	YES
48201221301	MODERATE	YES
48201221302	LOW	YES
48201221400	MODERATE	YES
48201221501	LOW	YES
48201221502	LOW	YES
48201221601	LOW	YES
48201221602	MODERATE	YES
48201221701	MODERATE	YES
48201221702	NA	YES
48201221800	LOW	YES
48201221900	MODERATE	YES
48201222000	LOW	YES
48201222100	LOW	YES
48201222200	LOW	YES
48201222300	MODERATE	YES
48201222401	LOW	YES
48201222402	LOW	YES
48201222501	LOW	YES
48201222502	MODERATE	YES

Harris, TEXAS

Census Tract	Tract Income Class	Minority Tract
48201222504	LOW	YES
48201222505	MIDDLE	YES
48201222601	LOW	YES
48201222602	LOW	YES
48201222701	LOW	YES
48201222702	LOW	YES
48201222800	LOW	YES
48201222900	MODERATE	YES
48201223001	MODERATE	YES
48201223002	LOW	YES
48201223100	MODERATE	YES
48201230100	MODERATE	YES
48201230200	LOW	YES
48201230300	MODERATE	YES
48201230400	MODERATE	YES
48201230500	MODERATE	YES
48201230600	LOW	YES
48201230700	LOW	YES
48201230800	MODERATE	YES
48201230900	LOW	YES
48201231000	MODERATE	YES
48201231100	MODERATE	YES
48201231200	LOW	YES
48201231300	LOW	YES
48201231400	MODERATE	YES
48201231500	MODERATE	YES
48201231600	MODERATE	YES

Harris, TEXAS

Census Tract	Tract Income Class	Minority Tract
48201231700	LOW	YES
48201231800	MODERATE	YES
48201231900	LOW	YES
48201232000	MODERATE	YES
48201232100	LOW	YES
48201232201	MODERATE	YES
48201232202	UPPER	YES
48201232203	UPPER	YES
48201232303	MODERATE	YES
48201232304	MODERATE	YES
48201232305	MIDDLE	YES
48201232306	MIDDLE	YES
48201232402	MIDDLE	YES
48201232403	MODERATE	YES
48201232404	MODERATE	YES
48201232405	UPPER	YES
48201232500	MODERATE	YES
48201232600	MODERATE	YES
48201232701	LOW	YES
48201232703	MODERATE	YES
48201232704	MODERATE	YES
48201232801	MODERATE	YES
48201232802	MODERATE	YES
48201232901	MODERATE	YES
48201232902	MODERATE	YES
48201233001	MODERATE	YES
48201233002	MIDDLE	YES



Harris, TEXAS

Census Tract	Tract Income Class	Minority Tract
48201233003	MIDDLE	YES
48201233101	LOW	YES
48201233103	LOW	YES
48201233104	LOW	YES
48201233105	LOW	YES
48201233200	MODERATE	YES
48201233300	MODERATE	YES
48201233400	LOW	YES
48201233501	MODERATE	YES
48201233502	MODERATE	YES
48201233600	LOW	YES
48201233701	MODERATE	YES
48201233702	MODERATE	YES
48201233703	MIDDLE	YES
48201240101	MODERATE	YES
48201240102	LOW	YES
48201240400	MODERATE	YES
48201240503	LOW	YES
48201240504	LOW	YES
48201240505	LOW	YES
48201240506	LOW	YES
48201240600	LOW	YES
48201240703	MODERATE	YES
48201240704	MODERATE	YES
48201240705	MIDDLE	YES
48201240706	MODERATE	YES
48201240707	MIDDLE	YES

Harris, TEXAS

Census Tract	Tract Income Class	Minority Tract
48201240802	MODERATE	YES
48201240803	MODERATE	YES
48201240804	LOW	YES
48201240903	MIDDLE	YES
48201240904	MIDDLE	YES
48201240905	MIDDLE	YES
48201240906	MIDDLE	YES
48201241001	MIDDLE	YES
48201241002	MIDDLE	YES
48201241101	MIDDLE	YES
48201241103	MODERATE	YES
48201241104	MODERATE	YES
48201241105	MIDDLE	YES
48201241201	MODERATE	YES
48201241202	MODERATE	YES
48201241301	UPPER	YES
48201241302	UPPER	YES
48201241400	MIDDLE	YES
48201241501	MODERATE	YES
48201241502	MODERATE	YES
48201241503	LOW	YES
48201250101	UPPER	YES
48201250102	MIDDLE	YES
48201250201	MIDDLE	YES
48201250202	MIDDLE	YES
48201250303	NA	YES
48201250304	MIDDLE	YES

Harris, TEXAS

Census Tract	Tract Income Class	Minority Tract
48201250305	MIDDLE	YES
48201250306	MIDDLE	YES
48201250403	UPPER	YES
48201250404	UPPER	NO
48201250405	UPPER	YES
48201250406	UPPER	YES
48201250407	UPPER	YES
48201250408	UPPER	YES
48201250500	MIDDLE	YES
48201250601	MODERATE	YES
48201250602	MODERATE	YES
48201250701	UPPER	YES
48201250702	UPPER	NO
48201250801	MIDDLE	NO
48201250802	UPPER	NO
48201250901	UPPER	NO
48201250902	UPPER	NO
48201251000	UPPER	NO
48201251100	MIDDLE	NO
48201251200	MIDDLE	NO
48201251300	UPPER	NO
48201251401	UPPER	NO
48201251402	MIDDLE	NO
48201251501	UPPER	NO
48201251503	UPPER	NO
48201251504	UPPER	NO
48201251505	UPPER	NO



Harris, TEXAS


Census Tract	Tract Income Class	Minority Tract
48201251600	MIDDLE	NO
48201251701	MODERATE	NO
48201251702	MODERATE	NO
48201251800	MIDDLE	NO
48201251902	UPPER	NO
48201251903	MIDDLE	NO
48201251904	UPPER	NO
48201252001	UPPER	YES
48201252002	UPPER	YES
48201252003	UPPER	YES
48201252100	MODERATE	YES
48201252201	MODERATE	YES
48201252202	MODERATE	YES
48201252303	MIDDLE	YES
48201252304	MODERATE	YES
48201252305	MIDDLE	YES
48201252306	MODERATE	YES
48201252400	MODERATE	YES
48201252500	MODERATE	YES
48201252601	MIDDLE	YES
48201252602	MODERATE	YES
48201252700	MODERATE	NO
48201252800	MODERATE	YES
48201252901	MIDDLE	NO
48201252902	MIDDLE	YES
48201253000	MODERATE	YES
48201253101	UPPER	YES

Harris, TEXAS

Census Tract	Tract Income Class	Minority Tract
48201253102	UPPER	YES
48201253201	UPPER	NO
48201253202	LOW	YES
48201253300	MIDDLE	NO
48201253501	MODERATE	YES
48201253502	MIDDLE	YES
48201253601	MIDDLE	YES
48201253602	LOW	YES
48201253700	MODERATE	YES
48201253800	MODERATE	YES
48201253900	MODERATE	YES
48201254000	MODERATE	YES
48201254100	MODERATE	YES
48201254200	MIDDLE	YES
48201254300	MIDDLE	YES
48201254400	LOW	YES
48201254600	MODERATE	YES
48201254700	MIDDLE	YES
48201254800	MODERATE	YES
48201310101	MIDDLE	YES
48201310102	LOW	YES
48201310200	UPPER	YES
48201310300	MODERATE	YES
48201310400	LOW	YES
48201310500	LOW	YES
48201310600	MIDDLE	YES
48201310700	MODERATE	YES

Harris, TEXAS

Census Tract	Tract Income Class	Minority Tract
48201310800	MODERATE	YES
48201310900	LOW	YES
48201311001	LOW	YES
48201311002	MODERATE	YES
48201311100	MODERATE	YES
48201311200	MODERATE	YES
48201311300	MODERATE	YES
48201311400	MODERATE	YES
48201311501	MODERATE	YES
48201311502	MODERATE	YES
48201311600	LOW	YES
48201311701	MODERATE	YES
48201311702	NA	YES
48201311800	LOW	YES
48201311900	MIDDLE	YES
48201312000	MIDDLE	YES
48201312200	LOW	YES
48201312300	MIDDLE	YES
48201312400	NA	YES
48201312501	UPPER	YES
48201312502	UPPER	YES
48201312601	MIDDLE	NO
48201312602	UPPER	YES
48201312603	MODERATE	YES
48201312700	MIDDLE	YES
48201312800	LOW	YES
48201312901	MODERATE	YES



Harris, TEXAS

Census Tract	Tract Income Class	Minority Tract
48201312902	UPPER	YES
48201313000	UPPER	YES
48201313101	UPPER	YES
48201313102	UPPER	YES
48201313201	UPPER	YES
48201313202	UPPER	YES
48201313300	MODERATE	YES
48201313400	LOW	YES
48201313500	LOW	YES
48201313600	LOW	YES
48201313700	MODERATE	YES
48201313801	MODERATE	YES
48201313802	LOW	YES
48201313901	MIDDLE	YES
48201313902	LOW	YES
48201314001	MODERATE	YES
48201314003	MODERATE	YES
48201314004	NA	YES
48201314005	NA	YES
48201314301	LOW	YES
48201314302	NA	YES
48201314401	MIDDLE	YES
48201314402	MIDDLE	YES
48201320100	MODERATE	YES
48201320201	MODERATE	YES
48201320202	MODERATE	YES
48201320500	MIDDLE	YES

Harris, TEXAS

Census Tract	Tract Income Class	Minority Tract
48201320601	MODERATE	YES
48201320602	LOW	YES
48201320700	MODERATE	YES
48201320800	MODERATE	YES
48201320901	MODERATE	YES
48201320902	MIDDLE	YES
48201321001	MODERATE	YES
48201321002	MIDDLE	YES
48201321101	MIDDLE	YES
48201321102	MODERATE	YES
48201321200	LOW	YES
48201321301	LOW	YES
48201321302	MIDDLE	YES
48201321401	MODERATE	YES
48201321402	MIDDLE	YES
48201321500	LOW	YES
48201321600	MIDDLE	YES
48201321700	MIDDLE	YES
48201321800	MIDDLE	YES
48201321900	MODERATE	YES
48201322000	MODERATE	YES
48201322100	MODERATE	YES
48201322200	MODERATE	YES
48201322600	MODERATE	YES
48201322701	MODERATE	YES
48201322702	MIDDLE	YES
48201322800	MODERATE	YES

Harris, TEXAS

Census Tract	Tract Income Class	Minority Tract
48201322900	MODERATE	YES
48201323000	LOW	YES
48201323100	MODERATE	YES
48201323200	UPPER	YES
48201323300	LOW	YES
48201323400	MODERATE	YES
48201323500	LOW	YES
48201323601	MODERATE	YES
48201323602	MIDDLE	YES
48201323701	MODERATE	YES
48201323702	MIDDLE	YES
48201323801	MIDDLE	YES
48201323802	MODERATE	YES
48201323900	MODERATE	YES
48201324000	MIDDLE	YES
48201324101	MODERATE	YES
48201324102	NA	NO
48201324200	LOW	YES
48201330101	MIDDLE	YES
48201330102	MIDDLE	YES
48201330200	MODERATE	YES
48201330301	MIDDLE	YES
48201330302	MODERATE	YES
48201330303	MODERATE	YES
48201330400	MODERATE	YES
48201330500	MODERATE	YES
48201330600	MODERATE	YES



Harris, TEXAS

Census Tract	Tract Income Class	Minority Tract
48201330700	MODERATE	YES
48201330801	MIDDLE	YES
48201330802	MIDDLE	YES
48201330901	MODERATE	YES
48201330902	LOW	YES
48201331100	LOW	YES
48201331200	LOW	YES
48201331300	MODERATE	YES
48201331400	LOW	YES
48201331501	MODERATE	YES
48201331502	MIDDLE	YES
48201331602	LOW	YES
48201331603	MODERATE	YES
48201331604	LOW	YES
48201331700	LOW	YES
48201331800	LOW	YES
48201331900	LOW	YES
48201332000	LOW	YES
48201332100	MODERATE	YES
48201332200	LOW	YES
48201332300	LOW	YES
48201332400	MODERATE	YES
48201332500	MODERATE	YES
48201332600	MODERATE	YES
48201332700	MODERATE	YES
48201332800	LOW	YES
48201332900	MODERATE	YES

Harris, TEXAS

Census Tract	Tract Income Class	Minority Tract
48201333000	MODERATE	YES
48201333100	MODERATE	YES
48201333201	MODERATE	YES
48201333203	MODERATE	YES
48201333204	MIDDLE	YES
48201333205	LOW	YES
48201333301	LOW	YES
48201333302	MODERATE	YES
48201333501	LOW	YES
48201333502	MODERATE	YES
48201333600	MIDDLE	YES
48201333700	MODERATE	YES
48201333801	MODERATE	YES
48201333802	MIDDLE	YES
48201333903	MODERATE	YES
48201333904	MIDDLE	YES
48201333905	MIDDLE	YES
48201333906	MIDDLE	YES
48201334001	MODERATE	YES
48201334002	MIDDLE	YES
48201334003	MIDDLE	YES
48201334101	MODERATE	YES
48201334102	MODERATE	YES
48201340101	NA	YES
48201340102	MIDDLE	YES
48201340201	NA	NO
48201340202	UPPER	NO

Harris, TEXAS

Census Tract	Tract Income Class	Minority Tract
48201340203	UPPER	NO
48201340301	UPPER	NO
48201340302	UPPER	NO
48201340400	UPPER	NO
48201340501	MIDDLE	NO
48201340502	LOW	YES
48201340600	UPPER	NO
48201340701	MIDDLE	YES
48201340702	UPPER	NO
48201340800	UPPER	NO
48201340900	MODERATE	YES
48201341001	MIDDLE	YES
48201341002	UPPER	YES
48201341101	MODERATE	YES
48201341102	MIDDLE	YES
48201341201	MODERATE	YES
48201341203	MIDDLE	NO
48201341204	UPPER	NO
48201341302	MODERATE	YES
48201341303	MIDDLE	NO
48201341304	MIDDLE	NO
48201341400	UPPER	NO
48201341501	UPPER	NO
48201341502	UPPER	NO
48201341600	MIDDLE	NO
48201341700	MIDDLE	NO
48201341800	UPPER	NO



Harris, TEXAS

Census Tract	Tract Income Class	Minority Tract
48201342001	UPPER	NO
48201342002	UPPER	YES
48201342100	MIDDLE	YES
48201342200	MODERATE	YES
48201342300	MIDDLE	YES
48201342400	MIDDLE	YES
48201342500	MIDDLE	NO
48201342700	MIDDLE	NO
48201342801	UPPER	NO
48201342802	UPPER	NO
48201342900	MIDDLE	NO
48201343000	MODERATE	YES
48201343100	UPPER	NO
48201343200	UPPER	NO
48201343301	UPPER	NO
48201343302	MIDDLE	NO
48201343601	NA	YES
48201343602	MIDDLE	NO
48201343700	MODERATE	YES
48201350101	NA	YES
48201350102	UPPER	YES
48201350103	MIDDLE	YES
48201350104	MIDDLE	YES
48201350201	MIDDLE	YES
48201350202	MIDDLE	YES
48201350300	UPPER	YES
48201350400	MIDDLE	YES

Harris, TEXAS

Census Tract	Tract Income Class	Minority Tract
48201350500	MIDDLE	YES
48201350601	MIDDLE	YES
48201350603	MIDDLE	YES
48201350604	UPPER	YES
48201350700	MIDDLE	NO
48201350801	MIDDLE	YES
48201350803	MIDDLE	YES
48201350804	UPPER	YES
48201410101	NA	YES
48201410102	MIDDLE	YES
48201410201	UPPER	NO
48201410202	UPPER	NO
48201410300	UPPER	NO
48201410401	UPPER	NO
48201410402	UPPER	NO
48201410501	UPPER	NO
48201410502	UPPER	NO
48201410601	UPPER	NO
48201410602	NA	NO
48201410703	UPPER	NO
48201410704	UPPER	NO
48201410705	MIDDLE	NO
48201410706	UPPER	YES
48201410801	UPPER	NO
48201410802	UPPER	NO
48201410900	UPPER	NO
48201411001	UPPER	NO

Harris, TEXAS

Census Tract	Tract Income Class	Minority Tract
48201411002	UPPER	NO
48201411003	UPPER	NO
48201411100	UPPER	NO
48201411200	UPPER	NO
48201411301	UPPER	NO
48201411302	UPPER	NO
48201411400	UPPER	NO
48201411503	UPPER	NO
48201411504	NA	NO
48201411505	UPPER	NO
48201411506	UPPER	NO
48201411507	MIDDLE	NO
48201411600	UPPER	NO
48201411700	UPPER	YES
48201411801	UPPER	NO
48201411802	UPPER	NO
48201411901	UPPER	NO
48201411902	UPPER	NO
48201412000	UPPER	NO
48201412201	UPPER	NO
48201412202	UPPER	NO
48201412300	UPPER	NO
48201412400	UPPER	NO
48201412500	UPPER	NO
48201412600	UPPER	NO
48201412700	UPPER	NO
48201412800	UPPER	NO



Harris, TEXAS


Census Tract	Tract Income Class	Minority Tract
48201412901	NA	YES
48201412902	UPPER	YES
48201413000	UPPER	NO
48201413100	UPPER	NO
48201413203	MODERATE	NO
48201413204	MIDDLE	YES
48201413205	UPPER	YES
48201413206	NA	YES
48201413301	UPPER	YES
48201413302	UPPER	NO
48201420100	MODERATE	YES
48201420200	MIDDLE	YES
48201420300	UPPER	NO
48201420400	UPPER	NO
48201420500	MODERATE	YES
48201420600	MIDDLE	NO
48201420700	UPPER	NO
48201420800	UPPER	NO
48201420900	UPPER	NO
48201421000	UPPER	NO
48201421101	LOW	YES
48201421103	LOW	YES
48201421104	LOW	YES
48201421203	LOW	YES
48201421204	LOW	YES
48201421205	LOW	YES
48201421206	LOW	YES

Harris, TEXAS

Census Tract	Tract Income Class	Minority Tract
48201421301	LOW	YES
48201421302	MODERATE	YES
48201421401	LOW	YES
48201421402	LOW	YES
48201421403	LOW	YES
48201421501	LOW	YES
48201421502	MODERATE	YES
48201421601	LOW	YES
48201421602	LOW	YES
48201421700	MIDDLE	YES
48201421801	LOW	YES
48201421802	UPPER	YES
48201421900	UPPER	NO
48201422000	UPPER	NO
48201422100	MIDDLE	YES
48201422200	LOW	YES
48201422302	MIDDLE	YES
48201422303	NA	YES
48201422304	MODERATE	YES
48201422403	MODERATE	YES
48201422404	LOW	YES
48201422405	LOW	YES
48201422406	MIDDLE	YES
48201422501	MODERATE	YES
48201422502	LOW	YES
48201422601	MODERATE	YES
48201422602	MIDDLE	YES

Harris, TEXAS

Census Tract	Tract Income Class	Minority Tract
48201422701	MODERATE	YES
48201422702	MIDDLE	YES
48201422800	LOW	YES
48201422900	LOW	YES
48201423001	LOW	YES
48201423002	LOW	YES
48201423100	LOW	YES
48201423201	MIDDLE	YES
48201423203	MODERATE	YES
48201423204	LOW	YES
48201423301	MODERATE	YES
48201423303	NA	YES
48201423304	MODERATE	YES
48201423401	MIDDLE	YES
48201423402	MIDDLE	YES
48201423500	MIDDLE	YES
48201423600	MODERATE	YES
48201430101	UPPER	NO
48201430102	UPPER	NO
48201430200	MIDDLE	NO
48201430300	UPPER	NO
48201430400	UPPER	NO
48201430500	UPPER	NO
48201430600	UPPER	NO
48201430700	MIDDLE	NO
48201430800	UPPER	NO
48201430900	UPPER	NO



Harris, TEXAS

Census Tract	Tract Income Class	Minority Tract
48201431001	UPPER	NO
48201431002	UPPER	NO
48201431101	MODERATE	YES
48201431102	MODERATE	YES
48201431203	MIDDLE	YES
48201431204	MIDDLE	YES
48201431205	NA	YES
48201431206	MIDDLE	YES
48201431302	UPPER	NO
48201431303	NA	YES
48201431304	UPPER	YES
48201431401	UPPER	YES
48201431403	UPPER	NO
48201431404	UPPER	NO
48201431503	UPPER	NO
48201431504	UPPER	NO
48201431505	UPPER	NO
48201431506	UPPER	NO
48201431600	UPPER	NO
48201431701	UPPER	NO
48201431702	UPPER	NO
48201431801	UPPER	NO
48201431803	UPPER	YES
48201431804	UPPER	NO
48201431901	NA	YES
48201431902	UPPER	YES
48201432003	MODERATE	YES

Harris, TEXAS

Census Tract	Tract Income Class	Minority Tract
48201432004	UPPER	YES
48201432005	MODERATE	YES
48201432006	LOW	YES
48201432101	LOW	YES
48201432102	MODERATE	YES
48201432200	MODERATE	YES
48201432301	MODERATE	YES
48201432302	MODERATE	YES
48201432303	MODERATE	YES
48201432401	MODERATE	YES
48201432402	MODERATE	YES
48201432501	LOW	YES
48201432502	MODERATE	YES
48201432600	MIDDLE	YES
48201432703	UPPER	YES
48201432704	MODERATE	YES
48201432705	LOW	YES
48201432706	LOW	YES
48201432803	LOW	YES
48201432804	MODERATE	YES
48201432805	LOW	YES
48201432806	LOW	YES
48201432901	LOW	YES
48201432903	LOW	YES
48201432904	MODERATE	YES
48201433003	LOW	YES
48201433004	LOW	YES

Harris, TEXAS

Census Tract	Tract Income Class	Minority Tract
48201433005	MODERATE	YES
48201433006	LOW	YES
48201433007	LOW	YES
48201433100	LOW	YES
48201433201	LOW	YES
48201433202	MODERATE	YES
48201433300	MIDDLE	YES
48201433400	MODERATE	YES
48201433503	LOW	YES
48201433504	LOW	YES
48201433505	LOW	YES
48201433506	MODERATE	YES
48201433507	LOW	YES
48201433601	MODERATE	YES
48201433602	MODERATE	YES
48201440101	LOW	YES
48201440102	MIDDLE	YES
48201450100	UPPER	NO
48201450200	UPPER	NO
48201450301	MIDDLE	YES
48201450302	MIDDLE	YES
48201450401	LOW	YES
48201450402	MIDDLE	YES
48201450500	UPPER	NO
48201450600	UPPER	NO
48201450700	UPPER	NO
48201450801	MIDDLE	YES



Harris, TEXAS

Census Tract	Tract Income Class	Minority Tract
48201450803	MODERATE	YES
48201450804	LOW	YES
48201450900	UPPER	NO
48201451003	LOW	YES
48201451004	MODERATE	YES
48201451005	LOW	YES
48201451006	UPPER	YES
48201451100	MIDDLE	YES
48201451200	UPPER	NO
48201451301	MIDDLE	YES
48201451302	UPPER	NO
48201451401	UPPER	YES
48201451404	MIDDLE	YES
48201451405	NA	YES
48201451406	MODERATE	YES
48201451407	MODERATE	YES
48201451501	MODERATE	YES
48201451502	MIDDLE	YES
48201451603	UPPER	YES
48201451604	UPPER	NO
48201451605	MIDDLE	YES
48201451606	UPPER	YES
48201451700	MIDDLE	YES
48201451800	MODERATE	YES
48201451902	UPPER	YES
48201451903	LOW	YES
48201451904	MODERATE	YES

Harris, TEXAS

Census Tract	Tract Income Class	Minority Tract
48201452001	MODERATE	YES
48201452002	MODERATE	YES
48201452101	UPPER	YES
48201452102	NA	YES
48201452103	MODERATE	YES
48201452202	MODERATE	YES
48201452203	LOW	YES
48201452204	MODERATE	YES
48201452300	MIDDLE	YES
48201452401	MODERATE	YES
48201452402	MODERATE	YES
48201452501	MODERATE	YES
48201452502	MODERATE	YES
48201452601	LOW	YES
48201452602	MODERATE	YES
48201452701	MODERATE	YES
48201452702	MODERATE	YES
48201452703	LOW	YES
48201452801	MODERATE	YES
48201452802	MODERATE	YES
48201452900	MODERATE	YES
48201453001	NA	YES
48201453002	MIDDLE	YES
48201453100	LOW	YES
48201453201	LOW	YES
48201453202	MODERATE	YES
48201453300	LOW	YES

Harris, TEXAS

Census Tract	Tract Income Class	Minority Tract
48201453401	MODERATE	YES
48201453403	LOW	YES
48201453404	MODERATE	YES
48201453405	NA	YES
48201453501	MODERATE	YES
48201453502	MODERATE	YES
48201453601	MODERATE	YES
48201453603	LOW	YES
48201453604	MIDDLE	YES
48201453701	MODERATE	YES
48201453702	MODERATE	YES
48201453800	MODERATE	YES
48201453901	MIDDLE	YES
48201453902	LOW	YES
48201454000	MIDDLE	YES
48201454100	MODERATE	YES
48201454200	MIDDLE	YES
48201454302	MODERATE	YES
48201454303	MODERATE	YES
48201454304	MODERATE	YES
48201454305	MODERATE	YES
48201454400	MODERATE	YES
48201454502	UPPER	YES
48201454503	UPPER	NO
48201454504	UPPER	YES
48201454505	UPPER	YES
48201454600	MIDDLE	YES

Harris, TEXAS

Census Tract	Tract Income Class	Minority Tract
48201454700	UPPER	NO
48201454801	MODERATE	YES
48201454802	MIDDLE	YES
48201454901	UPPER	NO
48201454902	MIDDLE	YES
48201455000	UPPER	NO
48201455102	UPPER	NO
48201455103	MIDDLE	NO
48201455104	UPPER	NO
48201455200	MIDDLE	NO
48201455300	MIDDLE	YES
48201510100	UPPER	NO
48201510201	NA	NO
48201510202	UPPER	YES
48201510301	UPPER	NO
48201510302	UPPER	NO
48201510400	UPPER	NO
48201510500	UPPER	NO
48201510601	UPPER	NO
48201510602	UPPER	NO
48201510701	UPPER	NO
48201510702	UPPER	NO
48201510801	UPPER	NO
48201510802	UPPER	NO
48201510803	UPPER	NO
48201510901	UPPER	NO
48201510902	UPPER	NO

Harris, TEXAS

Census Tract	Tract Income Class	Minority Tract
48201511001	UPPER	NO
48201511003	MIDDLE	NO
48201511004	UPPER	NO
48201511100	UPPER	NO
48201511201	UPPER	NO
48201511202	UPPER	NO
48201511301	UPPER	NO
48201511302	UPPER	NO
48201511400	UPPER	NO
48201511501	UPPER	NO
48201511502	UPPER	NO
48201511600	MIDDLE	YES
48201520100	UPPER	YES
48201520200	UPPER	NO
48201520301	MODERATE	YES
48201520302	MODERATE	YES
48201520400	LOW	YES
48201520501	MODERATE	YES
48201520502	MODERATE	YES
48201520601	LOW	YES
48201520603	LOW	YES
48201520604	MODERATE	YES
48201520700	UPPER	NO
48201521000	LOW	YES
48201521100	LOW	YES
48201521201	LOW	YES
48201521202	MODERATE	YES

Harris, TEXAS

Census Tract	Tract Income Class	Minority Tract
48201521300	MODERATE	YES
48201521401	LOW	YES
48201521402	LOW	YES
48201521501	MODERATE	YES
48201521502	MIDDLE	YES
48201521600	MODERATE	YES
48201521701	LOW	YES
48201521702	LOW	YES
48201521800	MIDDLE	YES
48201521900	MIDDLE	YES
48201522001	MIDDLE	YES
48201522002	MIDDLE	YES
48201522101	MODERATE	YES
48201522102	MIDDLE	YES
48201522201	MODERATE	YES
48201522202	MODERATE	YES
48201522301	MODERATE	YES
48201522302	MODERATE	YES
48201522401	MIDDLE	YES
48201522402	MIDDLE	YES
48201522500	UPPER	NO
48201530101	LOW	YES
48201530102	MODERATE	YES
48201530200	UPPER	NO
48201530300	MODERATE	YES
48201530400	MODERATE	YES
48201530501	LOW	YES



Harris, TEXAS

Census Tract	Tract Income Class	Minority Tract
48201530502	MODERATE	YES
48201530600	MODERATE	YES
48201530701	LOW	YES
48201530702	LOW	YES
48201530800	MODERATE	YES
48201530900	UPPER	NO
48201531000	UPPER	NO
48201531100	UPPER	NO
48201531200	MIDDLE	NO
48201531300	LOW	YES
48201531400	MIDDLE	YES
48201531500	MIDDLE	YES
48201531600	UPPER	NO
48201531700	UPPER	NO
48201531800	MODERATE	YES
48201531900	LOW	YES
48201532003	LOW	YES
48201532004	MODERATE	YES
48201532101	MIDDLE	YES
48201532102	LOW	YES
48201532200	LOW	YES
48201532301	MODERATE	YES
48201532302	MODERATE	YES
48201532400	MIDDLE	YES
48201532502	MODERATE	YES
48201532503	MIDDLE	YES
48201532504	MIDDLE	YES

Harris, TEXAS

Census Tract	Tract Income Class	Minority Tract
48201532600	LOW	YES
48201532700	MODERATE	YES
48201532800	MIDDLE	YES
48201532900	MODERATE	YES
48201533000	LOW	YES
48201533100	MIDDLE	YES
48201533200	MODERATE	YES
48201533301	MODERATE	YES
48201533302	LOW	YES
48201533401	MODERATE	YES
48201533402	MODERATE	YES
48201533500	MODERATE	YES
48201533600	LOW	YES
48201533701	LOW	YES
48201533702	MODERATE	YES
48201533802	MODERATE	YES
48201533803	MODERATE	YES
48201533804	MIDDLE	YES
48201533902	LOW	YES
48201533903	MODERATE	YES
48201533904	MODERATE	YES
48201534001	MODERATE	YES
48201534002	MODERATE	YES
48201534003	MIDDLE	YES
48201534101	UPPER	YES
48201534102	MIDDLE	YES
48201534201	MODERATE	YES

Harris, TEXAS

Census Tract	Tract Income Class	Minority Tract
48201534203	MODERATE	YES
48201534204	UPPER	YES
48201534205	UPPER	YES
48201540101	UPPER	YES
48201540102	UPPER	YES
48201540200	MODERATE	YES
48201540502	MIDDLE	YES
48201540503	LOW	YES
48201540504	LOW	YES
48201540601	MIDDLE	YES
48201540602	MIDDLE	YES
48201540700	MIDDLE	YES
48201540800	MIDDLE	YES
48201540901	UPPER	NO
48201540903	MIDDLE	YES
48201540904	MIDDLE	YES
48201541004	UPPER	YES
48201541005	MIDDLE	YES
48201541006	UPPER	YES
48201541007	UPPER	YES
48201541008	UPPER	YES
48201541009	MIDDLE	YES
48201541100	MIDDLE	NO
48201541203	UPPER	NO
48201541204	MIDDLE	YES
48201541205	MIDDLE	NO
48201541206	MIDDLE	YES



Harris, TEXAS

Census Tract	Tract Income Class	Minority Tract
48201541207	UPPER	NO
48201541301	MIDDLE	YES
48201541302	MODERATE	YES
48201541401	UPPER	YES
48201541402	MODERATE	YES
48201541403	NA	YES
48201541404	MIDDLE	YES
48201541500	MIDDLE	YES
48201541603	MODERATE	YES
48201541604	MIDDLE	YES
48201541701	MIDDLE	YES
48201541702	MODERATE	YES
48201541703	MIDDLE	YES
48201541801	MODERATE	YES
48201541802	MIDDLE	YES
48201541901	UPPER	YES
48201541902	UPPER	YES
48201542001	MIDDLE	YES
48201542002	UPPER	YES
48201542003	MODERATE	YES
48201542004	MIDDLE	YES
48201542103	MIDDLE	YES
48201542104	MODERATE	YES
48201542105	MIDDLE	YES
48201542106	MIDDLE	YES
48201542107	MIDDLE	YES
48201542108	MIDDLE	YES

Harris, TEXAS

Census Tract	Tract Income Class	Minority Tract
48201542201	MIDDLE	YES
48201542202	MIDDLE	YES
48201542203	MIDDLE	YES
48201542302	UPPER	YES
48201542303	MIDDLE	YES
48201542304	MIDDLE	YES
48201542305	MIDDLE	YES
48201542401	MODERATE	YES
48201542402	MIDDLE	YES
48201542500	UPPER	NO
48201542600	MIDDLE	YES
48201542700	MIDDLE	NO
48201542800	UPPER	NO
48201542901	MIDDLE	YES
48201542902	UPPER	YES
48201543004	UPPER	YES
48201543005	MIDDLE	YES
48201543006	UPPER	YES
48201543007	UPPER	YES
48201543008	MIDDLE	YES
48201543009	MIDDLE	YES
48201543010	MIDDLE	YES
48201543011	MIDDLE	YES
48201543100	MIDDLE	YES
48201543201	MIDDLE	YES
48201543202	MIDDLE	YES
48201550101	LOW	YES

Harris, TEXAS

Census Tract	Tract Income Class	Minority Tract
48201550102	LOW	YES
48201550201	LOW	YES
48201550202	LOW	YES
48201550303	LOW	YES
48201550304	LOW	YES
48201550305	MIDDLE	YES
48201550306	LOW	YES
48201550307	LOW	YES
48201550308	LOW	YES
48201550403	NA	YES
48201550404	MODERATE	YES
48201550405	MODERATE	YES
48201550406	NA	YES
48201550407	MIDDLE	YES
48201550500	MIDDLE	YES
48201550601	MODERATE	YES
48201550602	MIDDLE	YES
48201550603	MODERATE	YES
48201550700	MIDDLE	YES
48201550800	MODERATE	YES
48201550901	MODERATE	YES
48201550902	MODERATE	YES
48201551000	MODERATE	YES
48201551101	MODERATE	YES
48201551102	MODERATE	YES
48201551201	MIDDLE	YES
48201551202	MIDDLE	YES



Harris, TEXAS

Census Tract	Tract Income Class	Minority Tract
48201551300	MIDDLE	YES
48201551400	MIDDLE	YES
48201551501	NA	YES
48201551502	MODERATE	YES
48201551601	MODERATE	YES
48201551602	MODERATE	YES
48201551702	UPPER	YES
48201551703	MIDDLE	YES
48201551704	UPPER	YES
48201551705	MIDDLE	YES
48201551800	UPPER	NO
48201551901	NA	YES
48201551902	LOW	YES
48201552002	UPPER	YES
48201552003	UPPER	YES
48201552004	MIDDLE	YES
48201552101	MIDDLE	YES
48201552102	UPPER	YES
48201552103	UPPER	YES
48201552200	MIDDLE	YES
48201552301	MODERATE	NO
48201552303	MODERATE	YES
48201552304	UPPER	NO
48201552401	MIDDLE	YES
48201552402	MIDDLE	YES
48201552501	LOW	YES
48201552502	MIDDLE	YES

Harris, TEXAS

Census Tract	Tract Income Class	Minority Tract
48201552602	MIDDLE	YES
48201552603	LOW	YES
48201552604	NA	YES
48201552701	MIDDLE	YES
48201552702	MIDDLE	YES
48201552801	UPPER	NO
48201552802	MIDDLE	YES
48201552901	MODERATE	YES
48201552902	UPPER	NO
48201553001	UPPER	YES
48201553002	MIDDLE	YES
48201553101	MIDDLE	YES
48201553102	MIDDLE	YES
48201553201	MIDDLE	YES
48201553202	MODERATE	YES
48201553300	MODERATE	YES
48201553401	UPPER	NO
48201553403	UPPER	YES
48201553404	UPPER	NO
48201553405	UPPER	YES
48201553500	MIDDLE	YES
48201553601	UPPER	NO
48201553602	MODERATE	YES
48201553700	MIDDLE	YES
48201553801	UPPER	NO
48201553803	UPPER	NO
48201553804	MIDDLE	YES

Harris, TEXAS

Census Tract	Tract Income Class	Minority Tract
48201553901	UPPER	NO
48201554001	MIDDLE	NO
48201554002	UPPER	NO
48201554103	UPPER	NO
48201554104	UPPER	NO
48201554201	MIDDLE	YES
48201554202	MIDDLE	YES
48201554301	UPPER	NO
48201554302	MIDDLE	YES
48201554404	UPPER	NO
48201554405	UPPER	YES
48201554406	UPPER	YES
48201554407	UPPER	NO
48201554408	UPPER	NO
48201554409	UPPER	NO
48201554410	UPPER	NO
48201554501	UPPER	NO
48201554502	UPPER	NO
48201554600	UPPER	NO
48201554701	MIDDLE	YES
48201554702	UPPER	NO
48201554803	UPPER	NO
48201554804	UPPER	NO
48201554805	MIDDLE	YES
48201554806	UPPER	YES
48201554807	MIDDLE	YES
48201554808	UPPER	NO



Harris, TEXAS

Census Tract	Tract Income Class	Minority Tract
48201554809	MIDDLE	NO
48201554902	UPPER	NO
48201554904	UPPER	YES
48201554905	UPPER	NO
48201554906	MIDDLE	YES
48201554907	MIDDLE	YES
48201554908	MIDDLE	YES
48201555001	UPPER	YES
48201555002	MIDDLE	NO
48201555101	UPPER	YES
48201555102	MIDDLE	YES
48201555200	MIDDLE	YES
48201555301	UPPER	NO
48201555303	UPPER	NO
48201555304	UPPER	NO
48201555305	UPPER	NO
48201555401	MIDDLE	NO
48201555403	MIDDLE	NO
48201555404	MIDDLE	NO
48201555501	MIDDLE	NO
48201555503	MIDDLE	NO
48201555504	UPPER	NO
48201555505	UPPER	NO
48201555600	UPPER	NO
48201555701	UPPER	NO
48201555703	UPPER	NO
48201555704	UPPER	NO

Harris, TEXAS

Census Tract	Tract Income Class	Minority Tract
48201556000	MIDDLE	YES
48201556100	UPPER	NO
48201980000	NA	YES
48201980100	NA	YES
48201980200	UPPER	YES
48201980300	NA	YES
48201980400	NA	YES
48201980700	UPPER	NO

Summary Data: Harris

Number of Census Tracts	1,115
Number of Minority Tracts	865
Percentage of Minority Tracts	77.58%
Number of Low Income Tracts	202
Percentage of Low Income Tracts	18.12%
Number of Moderate Income Tracts	313
Percentage of Moderate Income Tracts	28.07%
Number of Middle Income Tracts	272
Percentage of Middle Income Tracts	24.39%
Number of Upper Income Tracts	290
Percentage of Upper Income Tracts	26.01%
Number of NA Income Tracts	38
Percentage of NA Income Tracts	3.41%

Harrison, TEXAS

Census Tract	Tract Income Class	Minority Tract
48203020103	MIDDLE	NO
48203020104	MIDDLE	NO
48203020105	MIDDLE	NO
48203020106	MIDDLE	NO
48203020201	MIDDLE	NO
48203020202	UPPER	NO
48203020301	MIDDLE	NO
48203020302	MODERATE	YES
48203020401	MODERATE	YES
48203020402	MODERATE	YES
48203020501	MIDDLE	YES
48203020502	MIDDLE	NO
48203020603	UPPER	NO
48203020604	MIDDLE	NO
48203020605	MIDDLE	NO
48203020606	MIDDLE	NO

Harrison, TEXAS

Census Tract	Tract Income Class	Minority Tract
Summary Data: Harrison		
Number of Census Tracts		16
Number of Minority Tracts		4
Percentage of Minority Tracts		25.00%
Number of Low Income Tracts		0
Percentage of Low Income Tracts		0.00%
Number of Moderate Income Tracts		3
Percentage of Moderate Income Tracts		18.75%
Number of Middle Income Tracts		11
Percentage of Middle Income Tracts		68.75%
Number of Upper Income Tracts		2
Percentage of Upper Income Tracts		12.50%
Number of NA Income Tracts		0
Percentage of NA Income Tracts		0.00%

Hartley, TEXAS

Census Tract	Tract Income Class	Minority Tract
48205950200	MIDDLE	NO

Hartley, TEXAS

Census Tract	Tract Income Class	Minority Tract
Summary Data: Hartley		
Number of Census Tracts		1
Number of Minority Tracts		0
Percentage of Minority Tracts		0.00%
Number of Low Income Tracts		0
Percentage of Low Income Tracts		0.00%
Number of Moderate Income Tracts		0
Percentage of Moderate Income Tracts		0.00%
Number of Middle Income Tracts		1
Percentage of Middle Income Tracts		100.00%
Number of Upper Income Tracts		0
Percentage of Upper Income Tracts		0.00%
Number of NA Income Tracts		0
Percentage of NA Income Tracts		0.00%

Haskell, TEXAS

Census Tract	Tract Income Class	Minority Tract
48207950300	MIDDLE	NO
48207950400	MIDDLE	NO

Haskell, TEXAS

Census Tract	Tract Income Class	Minority Tract
Summary Data: Haskell		
Number of Census Tracts		2
Number of Minority Tracts		0
Percentage of Minority Tracts		0.00%
Number of Low Income Tracts		0
Percentage of Low Income Tracts		0.00%
Number of Moderate Income Tracts		0
Percentage of Moderate Income Tracts		0.00%
Number of Middle Income Tracts		2
Percentage of Middle Income Tracts		100.00%
Number of Upper Income Tracts		0
Percentage of Upper Income Tracts		0.00%
Number of NA Income Tracts		0
Percentage of NA Income Tracts		0.00%

Hays, TEXAS

Census Tract	Tract Income Class	Minority Tract
48209010100	MIDDLE	NO
48209010200	NA	YES
48209010302	LOW	YES
48209010305	LOW	YES
48209010306	LOW	YES

Hays, TEXAS

Census Tract	Tract Income Class	Minority Tract
48209010307	NA	YES
48209010308	LOW	YES
48209010309	LOW	YES
48209010401	LOW	YES
48209010402	MODERATE	YES
48209010500	MODERATE	YES
48209010601	MODERATE	NO
48209010602	MIDDLE	NO
48209010603	MIDDLE	NO
48209010702	MIDDLE	NO
48209010703	MODERATE	NO
48209010704	MODERATE	NO
48209010806	UPPER	NO
48209010807	UPPER	NO
48209010809	UPPER	NO
48209010810	MIDDLE	NO
48209010811	MIDDLE	NO
48209010812	UPPER	NO
48209010813	UPPER	NO
48209010814	MIDDLE	NO
48209010815	MIDDLE	NO
48209010816	UPPER	NO
48209010817	MIDDLE	NO
48209010818	MIDDLE	NO
48209010905	MIDDLE	NO
48209010909	MIDDLE	NO
48209010911	MIDDLE	NO

Hays, TEXAS


Census Tract	Tract Income Class	Minority Tract
48209010912	UPPER	NO
48209010913	MIDDLE	YES
48209010914	UPPER	NO
48209010915	MIDDLE	NO
48209010916	MODERATE	YES
48209010917	MIDDLE	YES
48209010918	MIDDLE	YES
48209010919	MODERATE	YES
48209010920	MODERATE	YES
48209010921	MODERATE	YES
48209010922	MIDDLE	YES
48209010923	MIDDLE	YES
48209010924	MIDDLE	YES
48209010925	MODERATE	YES

Hays, TEXAS

Census Tract	Tract Income Class	Minority Tract
Summary Data: Hays		
Number of Census Tracts		46
Number of Minority Tracts		21
Percentage of Minority Tracts		45.65%
Number of Low Income Tracts		6
Percentage of Low Income Tracts		13.04%
Number of Moderate Income Tracts		10
Percentage of Moderate Income Tracts		21.74%
Number of Middle Income Tracts		20
Percentage of Middle Income Tracts		43.48%
Number of Upper Income Tracts		8
Percentage of Upper Income Tracts		17.39%
Number of NA Income Tracts		2
Percentage of NA Income Tracts		4.35%

Hemphill, TEXAS

Census Tract	Tract Income Class	Minority Tract
48211950300	UPPER	NO



Hemphill, TEXAS

Census Tract	Tract Income Class	Minority Tract
Summary Data: Hemphill		
Number of Census Tracts		1
Number of Minority Tracts		0
Percentage of Minority Tracts		0.00%
Number of Low Income Tracts		0
Percentage of Low Income Tracts		0.00%
Number of Moderate Income Tracts		0
Percentage of Moderate Income Tracts		0.00%
Number of Middle Income Tracts		0
Percentage of Middle Income Tracts		0.00%
Number of Upper Income Tracts		1
Percentage of Upper Income Tracts		100.00%
Number of NA Income Tracts		0
Percentage of NA Income Tracts		0.00%

Henderson, TEXAS

Census Tract	Tract Income Class	Minority Tract
48213950101	UPPER	NO
48213950102	MIDDLE	NO
48213950201	UPPER	NO
48213950202	MIDDLE	NO
48213950301	MIDDLE	NO

Henderson, TEXAS

Census Tract	Tract Income Class	Minority Tract
48213950302	MIDDLE	NO
48213950303	UPPER	NO
48213950400	MIDDLE	NO
48213950500	MODERATE	NO
48213950601	MIDDLE	NO
48213950603	MIDDLE	NO
48213950604	MIDDLE	NO
48213950700	MODERATE	NO
48213950801	MIDDLE	NO
48213950802	MIDDLE	NO
48213950902	MIDDLE	NO
48213950903	UPPER	NO
48213950904	MIDDLE	NO
48213950905	MIDDLE	NO
48213951000	MODERATE	NO
48213951101	UPPER	NO
48213951102	UPPER	NO
48213951201	MIDDLE	NO
48213951202	LOW	YES
48213951300	UPPER	NO
48213951401	MIDDLE	NO
48213951402	UPPER	NO
48213951403	MIDDLE	NO

Henderson, TEXAS

Census Tract	Tract Income Class	Minority Tract
Summary Data: Henderson		
Number of Census Tracts		28
Number of Minority Tracts		1
Percentage of Minority Tracts		3.57%
Number of Low Income Tracts		1
Percentage of Low Income Tracts		3.57%
Number of Moderate Income Tracts		3
Percentage of Moderate Income Tracts		10.71%
Number of Middle Income Tracts		16
Percentage of Middle Income Tracts		57.14%
Number of Upper Income Tracts		8
Percentage of Upper Income Tracts		28.57%
Number of NA Income Tracts		0
Percentage of NA Income Tracts		0.00%

Hidalgo, TEXAS

Census Tract	Tract Income Class	Minority Tract
48215020103	MODERATE	YES
48215020104	MODERATE	YES
48215020105	LOW	YES
48215020106	MIDDLE	YES
48215020107	UPPER	YES



Hidalgo, TEXAS

Census Tract	Tract Income Class	Minority Tract
48215020108	MIDDLE	YES
48215020205	MIDDLE	YES
48215020206	MODERATE	YES
48215020207	MIDDLE	YES
48215020208	MIDDLE	YES
48215020209	UPPER	YES
48215020210	MIDDLE	YES
48215020211	UPPER	YES
48215020303	UPPER	YES
48215020304	UPPER	YES
48215020305	UPPER	YES
48215020306	UPPER	YES
48215020307	UPPER	YES
48215020403	MIDDLE	YES
48215020405	UPPER	YES
48215020406	MIDDLE	YES
48215020407	UPPER	YES
48215020408	MIDDLE	YES
48215020409	MIDDLE	NO
48215020505	LOW	YES
48215020506	MIDDLE	YES
48215020507	LOW	YES
48215020508	MODERATE	YES
48215020509	MODERATE	YES
48215020510	UPPER	YES
48215020511	NA	YES
48215020512	NA	YES

Hidalgo, TEXAS

Census Tract	Tract Income Class	Minority Tract
48215020513	LOW	YES
48215020600	MODERATE	YES
48215020724	UPPER	YES
48215020725	MIDDLE	YES
48215020727	UPPER	YES
48215020728	NA	YES
48215020729	MODERATE	YES
48215020730	LOW	YES
48215020731	MODERATE	YES
48215020732	UPPER	YES
48215020733	NA	YES
48215020734	UPPER	YES
48215020735	NA	YES
48215020736	UPPER	YES
48215020804	UPPER	YES
48215020805	UPPER	YES
48215020806	UPPER	YES
48215020807	UPPER	YES
48215020808	MIDDLE	YES
48215020905	UPPER	YES
48215020906	UPPER	YES
48215020907	MIDDLE	YES
48215020908	UPPER	YES
48215020909	UPPER	YES
48215020910	UPPER	YES
48215021001	NA	YES
48215021002	MODERATE	YES

Hidalgo, TEXAS

Census Tract	Tract Income Class	Minority Tract
48215021003	UPPER	YES
48215021100	MODERATE	YES
48215021201	MIDDLE	YES
48215021203	MIDDLE	YES
48215021204	MIDDLE	YES
48215021306	MODERATE	YES
48215021307	MIDDLE	YES
48215021308	MODERATE	YES
48215021309	MIDDLE	YES
48215021310	MIDDLE	YES
48215021311	MIDDLE	YES
48215021312	MIDDLE	YES
48215021313	LOW	YES
48215021314	MODERATE	YES
48215021315	MIDDLE	YES
48215021401	MIDDLE	YES
48215021405	MIDDLE	YES
48215021406	UPPER	YES
48215021407	MIDDLE	YES
48215021408	UPPER	YES
48215021409	MIDDLE	YES
48215021500	MODERATE	YES
48215021600	LOW	YES
48215021703	MODERATE	YES
48215021704	UPPER	YES
48215021705	MIDDLE	YES
48215021706	MIDDLE	YES

Hidalgo, TEXAS

Census Tract	Tract Income Class	Minority Tract
48215021707	UPPER	YES
48215021803	MIDDLE	YES
48215021804	MIDDLE	YES
48215021807	MODERATE	YES
48215021808	MIDDLE	YES
48215021809	MODERATE	YES
48215021810	MIDDLE	YES
48215021903	MIDDLE	YES
48215021904	MIDDLE	YES
48215021905	MODERATE	YES
48215021906	MIDDLE	YES
48215022005	MIDDLE	YES
48215022006	UPPER	YES
48215022007	UPPER	YES
48215022008	MIDDLE	YES
48215022009	UPPER	YES
48215022010	MIDDLE	YES
48215022011	UPPER	YES
48215022105	LOW	YES
48215022107	MODERATE	YES
48215022108	UPPER	YES
48215022109	MIDDLE	YES
48215022110	MODERATE	YES
48215022111	LOW	YES
48215022112	MODERATE	YES
48215022113	MODERATE	YES
48215022203	MODERATE	YES

Hidalgo, TEXAS

Census Tract	Tract Income Class	Minority Tract
48215022204	MIDDLE	YES
48215022205	MIDDLE	YES
48215022206	MODERATE	YES
48215022301	UPPER	YES
48215022302	UPPER	YES
48215022401	MIDDLE	YES
48215022402	UPPER	YES
48215022502	MIDDLE	YES
48215022503	LOW	YES
48215022504	MIDDLE	YES
48215022600	MODERATE	YES
48215022703	MIDDLE	YES
48215022704	MIDDLE	YES
48215022705	MODERATE	YES
48215022706	MODERATE	YES
48215022801	MIDDLE	YES
48215022802	UPPER	YES
48215022900	UPPER	YES
48215023000	MIDDLE	YES
48215023103	MIDDLE	YES
48215023104	MODERATE	YES
48215023105	UPPER	YES
48215023106	MODERATE	YES
48215023516	MODERATE	YES
48215023517	MIDDLE	YES
48215023518	UPPER	YES
48215023519	UPPER	YES

Hidalgo, TEXAS

Census Tract	Tract Income Class	Minority Tract
48215023520	MODERATE	YES
48215023521	UPPER	YES
48215023522	MIDDLE	YES
48215023523	MODERATE	YES
48215023524	MIDDLE	YES
48215023525	MODERATE	YES
48215023526	NA	YES
48215023527	MODERATE	YES
48215023528	UPPER	YES
48215023529	MIDDLE	YES
48215023530	MIDDLE	YES
48215023531	UPPER	YES
48215023532	UPPER	YES
48215023533	UPPER	YES
48215023534	UPPER	YES
48215023535	UPPER	YES
48215023536	UPPER	YES
48215023601	MIDDLE	YES
48215023602	MIDDLE	YES
48215023700	MIDDLE	YES
48215023803	UPPER	YES
48215023804	MIDDLE	YES
48215023805	UPPER	YES
48215023806	UPPER	YES
48215023903	MIDDLE	YES
48215023905	UPPER	YES
48215023906	UPPER	YES



Hidalgo, TEXAS

Census Tract	Tract Income Class	Minority Tract
48215023907	MODERATE	YES
48215023908	UPPER	YES
48215024001	MIDDLE	YES
48215024002	MODERATE	YES
48215024003	MIDDLE	YES
48215024004	UPPER	YES
48215024107	MODERATE	YES
48215024108	MODERATE	YES
48215024109	MIDDLE	YES
48215024115	UPPER	YES
48215024116	UPPER	YES
48215024117	MIDDLE	YES
48215024118	MIDDLE	YES
48215024119	MIDDLE	YES
48215024120	MODERATE	YES
48215024121	MODERATE	YES
48215024122	LOW	YES
48215024123	LOW	YES
48215024124	MODERATE	YES
48215024125	MODERATE	YES
48215024126	MODERATE	YES
48215024127	MIDDLE	YES
48215024128	MIDDLE	YES
48215024129	MODERATE	YES
48215024130	MIDDLE	YES
48215024131	NA	YES
48215024132	MIDDLE	YES

Hidalgo, TEXAS

Census Tract	Tract Income Class	Minority Tract
48215024204	MIDDLE	YES
48215024206	MODERATE	YES
48215024207	MIDDLE	YES
48215024208	MIDDLE	YES
48215024209	MIDDLE	YES
48215024210	MIDDLE	YES
48215024211	LOW	YES
48215024212	MIDDLE	YES
48215024301	MIDDLE	YES
48215024302	UPPER	YES
48215024403	MIDDLE	YES
48215024404	MODERATE	YES
48215024405	UPPER	YES
48215024406	UPPER	YES
48215024501	MODERATE	YES
48215024502	MIDDLE	YES
48215024600	MIDDLE	YES
48215980000	NA	NO

Hidalgo, TEXAS

Census Tract	Tract Income Class	Minority Tract
Summary Data: Hidalgo		
Number of Census Tracts		212
Number of Minority Tracts		210
Percentage of Minority Tracts		99.06%
Number of Low Income Tracts		13
Percentage of Low Income Tracts		6.13%
Number of Moderate Income Tracts		47
Percentage of Moderate Income Tracts		22.17%
Number of Middle Income Tracts		80
Percentage of Middle Income Tracts		37.74%
Number of Upper Income Tracts		63
Percentage of Upper Income Tracts		29.72%
Number of NA Income Tracts		9
Percentage of NA Income Tracts		4.25%

Hill, TEXAS

Census Tract	Tract Income Class	Minority Tract
48217960100	MIDDLE	NO
48217960200	UPPER	NO
48217960400	MODERATE	NO
48217960501	UPPER	NO
48217960502	UPPER	NO



Hill, TEXAS

Census Tract	Tract Income Class	Minority Tract
48217960600	MODERATE	NO
48217960700	UPPER	NO
48217960800	UPPER	NO
48217960900	MODERATE	YES
48217961000	MIDDLE	YES
48217961100	UPPER	NO
48217961400	MIDDLE	NO

Summary Data: Hill

Number of Census Tracts	12
Number of Minority Tracts	2
Percentage of Minority Tracts	16.67%
Number of Low Income Tracts	0
Percentage of Low Income Tracts	0.00%
Number of Moderate Income Tracts	3
Percentage of Moderate Income Tracts	25.00%
Number of Middle Income Tracts	3
Percentage of Middle Income Tracts	25.00%
Number of Upper Income Tracts	6
Percentage of Upper Income Tracts	50.00%
Number of NA Income Tracts	0
Percentage of NA Income Tracts	0.00%

Hockley, TEXAS


Census Tract	Tract Income Class	Minority Tract
48219950100	MODERATE	YES
48219950200	MIDDLE	NO
48219950300	MIDDLE	YES
48219950400	MODERATE	YES
48219950500	UPPER	YES
48219950600	UPPER	NO
48219950700	MIDDLE	YES

Summary Data: Hockley

Number of Census Tracts	7
Number of Minority Tracts	5
Percentage of Minority Tracts	71.43%
Number of Low Income Tracts	0
Percentage of Low Income Tracts	0.00%
Number of Moderate Income Tracts	2
Percentage of Moderate Income Tracts	28.57%
Number of Middle Income Tracts	3
Percentage of Middle Income Tracts	42.86%
Number of Upper Income Tracts	2
Percentage of Upper Income Tracts	28.57%
Number of NA Income Tracts	0
Percentage of NA Income Tracts	0.00%

Hood, TEXAS

Census Tract	Tract Income Class	Minority Tract
48221160100	UPPER	NO
48221160204	MIDDLE	NO
48221160206	UPPER	NO
48221160210	UPPER	NO
48221160211	UPPER	NO
48221160212	MIDDLE	NO
48221160213	UPPER	NO
48221160214	UPPER	NO
48221160215	MODERATE	NO
48221160216	UPPER	NO
48221160217	UPPER	NO
48221160218	UPPER	NO
48221160302	UPPER	NO
48221160303	MIDDLE	NO



Hood, TEXAS

Census Tract	Tract Income Class	Minority Tract
Summary Data: Hood		
Number of Census Tracts		14
Number of Minority Tracts		0
Percentage of Minority Tracts		0.00%
Number of Low Income Tracts		0
Percentage of Low Income Tracts		0.00%
Number of Moderate Income Tracts		1
Percentage of Moderate Income Tracts		7.14%
Number of Middle Income Tracts		3
Percentage of Middle Income Tracts		21.43%
Number of Upper Income Tracts		10
Percentage of Upper Income Tracts		71.43%
Number of NA Income Tracts		0
Percentage of NA Income Tracts		0.00%

Hopkins, TEXAS

Census Tract	Tract Income Class	Minority Tract
48223950100	MIDDLE	NO
48223950200	UPPER	NO
48223950301	UPPER	NO
48223950302	UPPER	NO
48223950401	MIDDLE	NO

Hopkins, TEXAS

Census Tract	Tract Income Class	Minority Tract
48223950402	MIDDLE	NO
48223950500	MIDDLE	NO
48223950600	MODERATE	NO
48223950700	MIDDLE	NO
48223950800	UPPER	NO
Summary Data: Hopkins		
Number of Census Tracts		10
Number of Minority Tracts		0
Percentage of Minority Tracts		0.00%
Number of Low Income Tracts		0
Percentage of Low Income Tracts		0.00%
Number of Moderate Income Tracts		1
Percentage of Moderate Income Tracts		10.00%
Number of Middle Income Tracts		5
Percentage of Middle Income Tracts		50.00%
Number of Upper Income Tracts		4
Percentage of Upper Income Tracts		40.00%
Number of NA Income Tracts		0
Percentage of NA Income Tracts		0.00%

Houston, TEXAS

Census Tract	Tract Income Class	Minority Tract
--------------	--------------------	----------------

Houston, TEXAS

Census Tract	Tract Income Class	Minority Tract
48225950101	MODERATE	NO
48225950102	MIDDLE	NO
48225950200	MIDDLE	NO
48225950300	LOW	YES
48225950400	MODERATE	YES
48225950500	MIDDLE	NO
48225950600	MODERATE	NO
48225950700	MIDDLE	NO
Summary Data: Houston		
Number of Census Tracts		8
Number of Minority Tracts		2
Percentage of Minority Tracts		25.00%
Number of Low Income Tracts		1
Percentage of Low Income Tracts		12.50%
Number of Moderate Income Tracts		3
Percentage of Moderate Income Tracts		37.50%
Number of Middle Income Tracts		4
Percentage of Middle Income Tracts		50.00%
Number of Upper Income Tracts		0
Percentage of Upper Income Tracts		0.00%
Number of NA Income Tracts		0
Percentage of NA Income Tracts		0.00%



Howard, TEXAS

Census Tract	Tract Income Class	Minority Tract
48227950100	UPPER	NO
48227950200	MIDDLE	NO
48227950300	LOW	YES
48227950400	MIDDLE	YES
48227950500	MIDDLE	YES
48227950600	MIDDLE	NO
48227950700	MIDDLE	YES
48227950801	UPPER	YES
48227950802	MIDDLE	YES
48227950900	UPPER	NO

Howard, TEXAS

Census Tract	Tract Income Class	Minority Tract
Summary Data: Howard		
Number of Census Tracts		10
Number of Minority Tracts		6
Percentage of Minority Tracts		60.00%
Number of Low Income Tracts		1
Percentage of Low Income Tracts		10.00%
Number of Moderate Income Tracts		0
Percentage of Moderate Income Tracts		0.00%
Number of Middle Income Tracts		6
Percentage of Middle Income Tracts		60.00%
Number of Upper Income Tracts		3
Percentage of Upper Income Tracts		30.00%
Number of NA Income Tracts		0
Percentage of NA Income Tracts		0.00%

Hudspeth, TEXAS

Census Tract	Tract Income Class	Minority Tract
48229950300	MODERATE	YES

Hudspeth, TEXAS

Census Tract	Tract Income Class	Minority Tract
Summary Data: Hudspeth		
Number of Census Tracts		1
Number of Minority Tracts		1
Percentage of Minority Tracts		100.00%
Number of Low Income Tracts		0
Percentage of Low Income Tracts		0.00%
Number of Moderate Income Tracts		1
Percentage of Moderate Income Tracts		100.00%
Number of Middle Income Tracts		0
Percentage of Middle Income Tracts		0.00%
Number of Upper Income Tracts		0
Percentage of Upper Income Tracts		0.00%
Number of NA Income Tracts		0
Percentage of NA Income Tracts		0.00%

Hunt, TEXAS

Census Tract	Tract Income Class	Minority Tract
48231960100	MIDDLE	NO
48231960200	MIDDLE	NO
48231960300	MIDDLE	NO
48231960400	MIDDLE	NO
48231960500	MODERATE	NO



Hunt, TEXAS

Census Tract	Tract Income Class	Minority Tract
48231960600	LOW	YES
48231960700	MODERATE	NO
48231960800	LOW	YES
48231960900	MODERATE	YES
48231961000	MODERATE	NO
48231961101	MIDDLE	NO
48231961102	MIDDLE	NO
48231961200	MIDDLE	NO
48231961300	MIDDLE	NO
48231961401	MIDDLE	NO
48231961402	MIDDLE	NO
48231961501	UPPER	NO
48231961502	MIDDLE	NO
48231961503	MIDDLE	NO
48231961600	MODERATE	NO
48231961700	MODERATE	NO

Hunt, TEXAS

Census Tract	Tract Income Class	Minority Tract
Summary Data: Hunt		
Number of Census Tracts		21
Number of Minority Tracts		3
Percentage of Minority Tracts		14.29%
Number of Low Income Tracts		2
Percentage of Low Income Tracts		9.52%
Number of Moderate Income Tracts		6
Percentage of Moderate Income Tracts		28.57%
Number of Middle Income Tracts		12
Percentage of Middle Income Tracts		57.14%
Number of Upper Income Tracts		1
Percentage of Upper Income Tracts		4.76%
Number of NA Income Tracts		0
Percentage of NA Income Tracts		0.00%

Hutchinson, TEXAS

Census Tract	Tract Income Class	Minority Tract
48233950200	MIDDLE	NO
48233950501	MIDDLE	NO
48233950502	UPPER	NO
48233950600	MODERATE	YES
48233950700	MODERATE	YES

Hutchinson, TEXAS

Census Tract	Tract Income Class	Minority Tract
48233950800	MIDDLE	YES
48233950900	UPPER	NO
48233951000	UPPER	NO
Summary Data: Hutchinson		
Number of Census Tracts		8
Number of Minority Tracts		3
Percentage of Minority Tracts		37.50%
Number of Low Income Tracts		0
Percentage of Low Income Tracts		0.00%
Number of Moderate Income Tracts		2
Percentage of Moderate Income Tracts		25.00%
Number of Middle Income Tracts		3
Percentage of Middle Income Tracts		37.50%
Number of Upper Income Tracts		3
Percentage of Upper Income Tracts		37.50%
Number of NA Income Tracts		0
Percentage of NA Income Tracts		0.00%

Irion, TEXAS

Census Tract	Tract Income Class	Minority Tract
48235950100	MIDDLE	NO



Irion, TEXAS

Census Tract	Tract Income Class	Minority Tract
Summary Data: Irion		
Number of Census Tracts		1
Number of Minority Tracts		0
Percentage of Minority Tracts		0.00%
Number of Low Income Tracts		0
Percentage of Low Income Tracts		0.00%
Number of Moderate Income Tracts		0
Percentage of Moderate Income Tracts		0.00%
Number of Middle Income Tracts		1
Percentage of Middle Income Tracts		100.00%
Number of Upper Income Tracts		0
Percentage of Upper Income Tracts		0.00%
Number of NA Income Tracts		0
Percentage of NA Income Tracts		0.00%

Jack, TEXAS

Census Tract	Tract Income Class	Minority Tract
Summary Data: Jack		
Number of Census Tracts		3
Number of Minority Tracts		0
Percentage of Minority Tracts		0.00%
Number of Low Income Tracts		0
Percentage of Low Income Tracts		0.00%
Number of Moderate Income Tracts		0
Percentage of Moderate Income Tracts		0.00%
Number of Middle Income Tracts		2
Percentage of Middle Income Tracts		66.67%
Number of Upper Income Tracts		1
Percentage of Upper Income Tracts		33.33%
Number of NA Income Tracts		0
Percentage of NA Income Tracts		0.00%

Jackson, TEXAS

Census Tract	Tract Income Class	Minority Tract
Summary Data: Jackson		
Number of Census Tracts		3
Number of Minority Tracts		1
Percentage of Minority Tracts		33.33%
Number of Low Income Tracts		0
Percentage of Low Income Tracts		0.00%
Number of Moderate Income Tracts		0
Percentage of Moderate Income Tracts		0.00%
Number of Middle Income Tracts		2
Percentage of Middle Income Tracts		66.67%
Number of Upper Income Tracts		1
Percentage of Upper Income Tracts		33.33%
Number of NA Income Tracts		0
Percentage of NA Income Tracts		0.00%

Jack, TEXAS


Census Tract	Tract Income Class	Minority Tract
48237950100	UPPER	NO
48237950300	MIDDLE	NO
48237950500	MIDDLE	NO

Jackson, TEXAS

Census Tract	Tract Income Class	Minority Tract
48239950100	MIDDLE	NO
48239950200	MIDDLE	YES
48239950300	UPPER	NO

Jasper, TEXAS

Census Tract	Tract Income Class	Minority Tract
48241950101	UPPER	NO
48241950102	UPPER	NO
48241950200	MODERATE	YES
48241950300	MODERATE	YES
48241950400	MODERATE	NO



Jasper, TEXAS

Census Tract	Tract Income Class	Minority Tract
48241950500	MIDDLE	NO
48241950600	MODERATE	NO
48241950701	UPPER	NO
48241950702	UPPER	NO
48241950800	MIDDLE	NO

Summary Data: Jasper

Number of Census Tracts	10
Number of Minority Tracts	2
Percentage of Minority Tracts	20.00%
Number of Low Income Tracts	0
Percentage of Low Income Tracts	0.00%
Number of Moderate Income Tracts	4
Percentage of Moderate Income Tracts	40.00%
Number of Middle Income Tracts	2
Percentage of Middle Income Tracts	20.00%
Number of Upper Income Tracts	4
Percentage of Upper Income Tracts	40.00%
Number of NA Income Tracts	0
Percentage of NA Income Tracts	0.00%

Jeff Davis, TEXAS

Census Tract	Tract Income Class	Minority Tract
--------------	--------------------	----------------

Jeff Davis, TEXAS

Census Tract	Tract Income Class	Minority Tract
48243950100	MIDDLE	NO

Summary Data: Jeff Davis

Number of Census Tracts	1
Number of Minority Tracts	0
Percentage of Minority Tracts	0.00%
Number of Low Income Tracts	0
Percentage of Low Income Tracts	0.00%
Number of Moderate Income Tracts	0
Percentage of Moderate Income Tracts	0.00%
Number of Middle Income Tracts	1
Percentage of Middle Income Tracts	100.00%
Number of Upper Income Tracts	0
Percentage of Upper Income Tracts	0.00%
Number of NA Income Tracts	0
Percentage of NA Income Tracts	0.00%

Jefferson, TEXAS

Census Tract	Tract Income Class	Minority Tract
48245000101	MIDDLE	YES
48245000102	MODERATE	YES
48245000103	LOW	YES
48245000200	MIDDLE	YES

Jefferson, TEXAS

Census Tract	Tract Income Class	Minority Tract
48245000304	MIDDLE	YES
48245000306	UPPER	NO
48245000307	MIDDLE	YES
48245000309	MIDDLE	YES
48245000310	UPPER	NO
48245000311	UPPER	NO
48245000312	UPPER	YES
48245000313	MODERATE	YES
48245000314	UPPER	NO
48245000400	UPPER	NO
48245000500	MODERATE	YES
48245000600	MODERATE	YES
48245000700	LOW	YES
48245000900	LOW	YES
48245001100	MIDDLE	YES
48245001200	MODERATE	YES
48245001301	MODERATE	YES
48245001302	MIDDLE	YES
48245001303	UPPER	YES
48245001700	MODERATE	YES
48245001900	MODERATE	YES
48245002000	MODERATE	YES
48245002100	MODERATE	YES
48245002200	MODERATE	YES
48245002300	MODERATE	YES
48245002400	MODERATE	YES
48245002500	MODERATE	YES



Jefferson, TEXAS

Census Tract	Tract Income Class	Minority Tract
48245002600	MODERATE	YES
48245005100	MIDDLE	YES
48245005400	MODERATE	YES
48245005500	MODERATE	YES
48245005600	MIDDLE	YES
48245005900	LOW	YES
48245006100	LOW	YES
48245006300	MODERATE	YES
48245006400	LOW	YES
48245006500	MIDDLE	YES
48245006600	LOW	YES
48245006700	MODERATE	YES
48245006800	MODERATE	YES
48245006900	UPPER	YES
48245007002	MODERATE	YES
48245007003	LOW	YES
48245007004	MODERATE	YES
48245007100	MODERATE	YES
48245010100	MODERATE	YES
48245010200	MIDDLE	YES
48245010300	MIDDLE	YES
48245010400	UPPER	NO
48245010500	MODERATE	YES
48245010600	MIDDLE	NO
48245010700	UPPER	NO
48245010800	MIDDLE	NO
48245010901	MIDDLE	NO

Jefferson, TEXAS

Census Tract	Tract Income Class	Minority Tract
48245010902	UPPER	NO
48245011001	UPPER	NO
48245011002	UPPER	NO
48245011101	UPPER	NO
48245011102	MIDDLE	NO
48245011204	NA	NO
48245011205	UPPER	NO
48245011303	UPPER	NO
48245011304	UPPER	NO
48245011401	UPPER	NO
48245011402	UPPER	NO
48245011500	UPPER	NO
48245011600	UPPER	NO
48245011700	NA	YES
48245011800	MODERATE	YES
48245980000	NA	YES
48245980200	NA	YES
48245980300	NA	YES
48245990000	NA	NO

Jefferson, TEXAS

Census Tract	Tract Income Class	Minority Tract
Summary Data: Jefferson		
Number of Census Tracts		77
Number of Minority Tracts		53
Percentage of Minority Tracts		68.83%
Number of Low Income Tracts		8
Percentage of Low Income Tracts		10.39%
Number of Moderate Income Tracts		26
Percentage of Moderate Income Tracts		33.77%
Number of Middle Income Tracts		16
Percentage of Middle Income Tracts		20.78%
Number of Upper Income Tracts		21
Percentage of Upper Income Tracts		27.27%
Number of NA Income Tracts		6
Percentage of NA Income Tracts		7.79%

Jim Hogg, TEXAS

Census Tract	Tract Income Class	Minority Tract
48247950200	MODERATE	YES
48247950400	MODERATE	YES



Jim Hogg, TEXAS

Census Tract	Tract Income Class	Minority Tract
Summary Data: Jim Hogg		
Number of Census Tracts		2
Number of Minority Tracts		2
Percentage of Minority Tracts		100.00%
Number of Low Income Tracts		0
Percentage of Low Income Tracts		0.00%
Number of Moderate Income Tracts		2
Percentage of Moderate Income Tracts		100.00%
Number of Middle Income Tracts		0
Percentage of Middle Income Tracts		0.00%
Number of Upper Income Tracts		0
Percentage of Upper Income Tracts		0.00%
Number of NA Income Tracts		0
Percentage of NA Income Tracts		0.00%

Jim Wells, TEXAS

Census Tract	Tract Income Class	Minority Tract
48249950101	MIDDLE	YES
48249950102	MIDDLE	YES
48249950201	MODERATE	YES
48249950202	UPPER	YES
48249950301	MODERATE	YES

Jim Wells, TEXAS

Census Tract	Tract Income Class	Minority Tract
48249950302	MIDDLE	YES
48249950303	UPPER	YES
48249950400	MIDDLE	YES
48249950500	MODERATE	YES
48249950600	MODERATE	YES
48249950700	MODERATE	YES

Summary Data: Jim Wells

Number of Census Tracts		11
Number of Minority Tracts		11
Percentage of Minority Tracts		100.00%
Number of Low Income Tracts		0
Percentage of Low Income Tracts		0.00%
Number of Moderate Income Tracts		5
Percentage of Moderate Income Tracts		45.45%
Number of Middle Income Tracts		4
Percentage of Middle Income Tracts		36.36%
Number of Upper Income Tracts		2
Percentage of Upper Income Tracts		18.18%
Number of NA Income Tracts		0
Percentage of NA Income Tracts		0.00%

Johnson, TEXAS

Census Tract	Tract Income Class	Minority Tract
48251130100	MIDDLE	NO
48251130205	MODERATE	NO
48251130210	MIDDLE	NO
48251130211	MIDDLE	NO
48251130212	MODERATE	NO
48251130213	MODERATE	NO
48251130214	MODERATE	NO
48251130215	MIDDLE	NO
48251130216	MIDDLE	NO
48251130217	MIDDLE	NO
48251130218	MIDDLE	NO
48251130219	MIDDLE	NO
48251130220	UPPER	NO
48251130221	MIDDLE	NO
48251130222	MIDDLE	NO
48251130302	MODERATE	NO
48251130303	MODERATE	NO
48251130304	MIDDLE	NO
48251130405	MIDDLE	NO
48251130406	UPPER	NO
48251130411	MODERATE	YES
48251130412	MIDDLE	YES
48251130413	MIDDLE	NO
48251130414	MIDDLE	NO
48251130415	MIDDLE	NO
48251130416	MIDDLE	NO
48251130417	MODERATE	NO



Johnson, TEXAS

Census Tract	Tract Income Class	Minority Tract
48251130418	UPPER	YES
48251130419	MODERATE	NO
48251130501	MIDDLE	NO
48251130502	MIDDLE	NO
48251130602	UPPER	NO
48251130603	MODERATE	NO
48251130604	MIDDLE	NO
48251130700	MODERATE	NO
48251130800	MODERATE	YES
48251130900	LOW	YES
48251131000	MIDDLE	NO
48251131100	MODERATE	NO

Johnson, TEXAS

Census Tract	Tract Income Class	Minority Tract
Summary Data: Johnson		
Number of Census Tracts		39
Number of Minority Tracts		5
Percentage of Minority Tracts		12.82%
Number of Low Income Tracts		1
Percentage of Low Income Tracts		2.56%
Number of Moderate Income Tracts		13
Percentage of Moderate Income Tracts		33.33%
Number of Middle Income Tracts		21
Percentage of Middle Income Tracts		53.85%
Number of Upper Income Tracts		4
Percentage of Upper Income Tracts		10.26%
Number of NA Income Tracts		0
Percentage of NA Income Tracts		0.00%

Jones, TEXAS

Census Tract	Tract Income Class	Minority Tract
48253020101	MIDDLE	NO
48253020102	NA	YES
48253020200	MIDDLE	NO
48253020300	MIDDLE	NO
48253020400	MIDDLE	NO

Jones, TEXAS

Census Tract	Tract Income Class	Minority Tract
48253020500	MIDDLE	NO
Summary Data: Jones		
Number of Census Tracts		6
Number of Minority Tracts		1
Percentage of Minority Tracts		16.67%
Number of Low Income Tracts		0
Percentage of Low Income Tracts		0.00%
Number of Moderate Income Tracts		0
Percentage of Moderate Income Tracts		0.00%
Number of Middle Income Tracts		5
Percentage of Middle Income Tracts		83.33%
Number of Upper Income Tracts		0
Percentage of Upper Income Tracts		0.00%
Number of NA Income Tracts		1
Percentage of NA Income Tracts		16.67%

Karnes, TEXAS

Census Tract	Tract Income Class	Minority Tract
48255970100	UPPER	NO
48255970200	MIDDLE	YES
48255970301	UPPER	YES
48255970302	UPPER	YES



Karnes, TEXAS

Census Tract	Tract Income Class	Minority Tract
48255970400	MODERATE	YES

Summary Data: Karnes

Number of Census Tracts	5
Number of Minority Tracts	4
Percentage of Minority Tracts	80.00%
Number of Low Income Tracts	0
Percentage of Low Income Tracts	0.00%
Number of Moderate Income Tracts	1
Percentage of Moderate Income Tracts	20.00%
Number of Middle Income Tracts	1
Percentage of Middle Income Tracts	20.00%
Number of Upper Income Tracts	3
Percentage of Upper Income Tracts	60.00%
Number of NA Income Tracts	0
Percentage of NA Income Tracts	0.00%

Kaufman, TEXAS

Census Tract	Tract Income Class	Minority Tract
48257050204	MIDDLE	YES
48257050207	MIDDLE	YES
48257050208	MIDDLE	NO
48257050209	UPPER	YES

Kaufman, TEXAS

Census Tract	Tract Income Class	Minority Tract
48257050210	UPPER	NO
48257050211	MODERATE	YES
48257050212	UPPER	NO
48257050213	UPPER	NO
48257050214	MIDDLE	NO
48257050215	UPPER	NO
48257050300	MODERATE	YES
48257050401	LOW	YES
48257050402	MODERATE	NO
48257050500	MODERATE	YES
48257050601	MIDDLE	NO
48257050602	MIDDLE	NO
48257050701	MIDDLE	NO
48257050703	MODERATE	NO
48257050704	MODERATE	NO
48257050801	MIDDLE	NO
48257050802	MIDDLE	NO
48257051000	MODERATE	YES
48257051100	MIDDLE	NO
48257051201	MIDDLE	NO
48257051202	MIDDLE	NO
48257051301	MODERATE	NO
48257051302	MODERATE	NO

Kaufman, TEXAS

Census Tract	Tract Income Class	Minority Tract
Summary Data: Kaufman		
Number of Census Tracts		27
Number of Minority Tracts		8
Percentage of Minority Tracts		29.63%
Number of Low Income Tracts		1
Percentage of Low Income Tracts		3.70%
Number of Moderate Income Tracts		9
Percentage of Moderate Income Tracts		33.33%
Number of Middle Income Tracts		12
Percentage of Middle Income Tracts		44.44%
Number of Upper Income Tracts		5
Percentage of Upper Income Tracts		18.52%
Number of NA Income Tracts		0
Percentage of NA Income Tracts		0.00%

Kendall, TEXAS

Census Tract	Tract Income Class	Minority Tract
48259970101	UPPER	NO
48259970102	UPPER	NO
48259970301	UPPER	NO
48259970302	UPPER	NO
48259970403	UPPER	NO



Kendall, TEXAS

Census Tract	Tract Income Class	Minority Tract
48259970404	UPPER	NO
48259970405	UPPER	NO
48259970406	UPPER	NO
48259970500	MIDDLE	NO

Summary Data: Kendall

Number of Census Tracts	9
Number of Minority Tracts	0
Percentage of Minority Tracts	0.00%
Number of Low Income Tracts	0
Percentage of Low Income Tracts	0.00%
Number of Moderate Income Tracts	0
Percentage of Moderate Income Tracts	0.00%
Number of Middle Income Tracts	1
Percentage of Middle Income Tracts	11.11%
Number of Upper Income Tracts	8
Percentage of Upper Income Tracts	88.89%
Number of NA Income Tracts	0
Percentage of NA Income Tracts	0.00%

Kenedy, TEXAS

Census Tract	Tract Income Class	Minority Tract
48261950100	MODERATE	YES

Kenedy, TEXAS

Census Tract	Tract Income Class	Minority Tract
48261990000	NA	NO

Summary Data: Kenedy

Number of Census Tracts	2
Number of Minority Tracts	1
Percentage of Minority Tracts	50.00%
Number of Low Income Tracts	0
Percentage of Low Income Tracts	0.00%
Number of Moderate Income Tracts	1
Percentage of Moderate Income Tracts	50.00%
Number of Middle Income Tracts	0
Percentage of Middle Income Tracts	0.00%
Number of Upper Income Tracts	0
Percentage of Upper Income Tracts	0.00%
Number of NA Income Tracts	1
Percentage of NA Income Tracts	50.00%

Kent, TEXAS

Census Tract	Tract Income Class	Minority Tract
48263950100	UPPER	NO

Kent, TEXAS

Census Tract	Tract Income Class	Minority Tract
--------------	--------------------	----------------

Summary Data: Kent

Number of Census Tracts	1
Number of Minority Tracts	0
Percentage of Minority Tracts	0.00%
Number of Low Income Tracts	0
Percentage of Low Income Tracts	0.00%
Number of Moderate Income Tracts	0
Percentage of Moderate Income Tracts	0.00%
Number of Middle Income Tracts	0
Percentage of Middle Income Tracts	0.00%
Number of Upper Income Tracts	1
Percentage of Upper Income Tracts	100.00%
Number of NA Income Tracts	0
Percentage of NA Income Tracts	0.00%

Kerr, TEXAS

Census Tract	Tract Income Class	Minority Tract
48265960101	UPPER	NO
48265960102	MIDDLE	NO
48265960200	UPPER	NO
48265960301	UPPER	NO
48265960303	MIDDLE	NO



Kerr, TEXAS

Census Tract	Tract Income Class	Minority Tract
48265960304	UPPER	NO
48265960401	MIDDLE	NO
48265960403	UPPER	NO
48265960404	MODERATE	NO
48265960500	MIDDLE	NO
48265960601	MODERATE	NO
48265960602	MIDDLE	NO
48265960700	UPPER	NO
48265960800	MIDDLE	NO

Summary Data: Kerr

Number of Census Tracts	14
Number of Minority Tracts	0
Percentage of Minority Tracts	0.00%
Number of Low Income Tracts	0
Percentage of Low Income Tracts	0.00%
Number of Moderate Income Tracts	2
Percentage of Moderate Income Tracts	14.29%
Number of Middle Income Tracts	6
Percentage of Middle Income Tracts	42.86%
Number of Upper Income Tracts	6
Percentage of Upper Income Tracts	42.86%
Number of NA Income Tracts	0
Percentage of NA Income Tracts	0.00%

Kimble, TEXAS

Census Tract	Tract Income Class	Minority Tract
48267950100	UPPER	NO
48267950200	MODERATE	NO

Summary Data: Kimble

Number of Census Tracts	2
Number of Minority Tracts	0
Percentage of Minority Tracts	0.00%
Number of Low Income Tracts	0
Percentage of Low Income Tracts	0.00%
Number of Moderate Income Tracts	1
Percentage of Moderate Income Tracts	50.00%
Number of Middle Income Tracts	0
Percentage of Middle Income Tracts	0.00%
Number of Upper Income Tracts	1
Percentage of Upper Income Tracts	50.00%
Number of NA Income Tracts	0
Percentage of NA Income Tracts	0.00%

King, TEXAS

Census Tract	Tract Income Class	Minority Tract
48269950100	MODERATE	NO

King, TEXAS

Census Tract	Tract Income Class	Minority Tract
Summary Data: King		
Number of Census Tracts		1
Number of Minority Tracts		0
Percentage of Minority Tracts		0.00%
Number of Low Income Tracts		0
Percentage of Low Income Tracts		0.00%
Number of Moderate Income Tracts		1
Percentage of Moderate Income Tracts		100.00%
Number of Middle Income Tracts		0
Percentage of Middle Income Tracts		0.00%
Number of Upper Income Tracts		0
Percentage of Upper Income Tracts		0.00%
Number of NA Income Tracts		0
Percentage of NA Income Tracts		0.00%

Kinney, TEXAS

Census Tract	Tract Income Class	Minority Tract
48271950100	MIDDLE	YES

Kinney, TEXAS

Census Tract	Tract Income Class	Minority Tract
Summary Data: Kinney		
Number of Census Tracts		1
Number of Minority Tracts		1
Percentage of Minority Tracts		100.00%
Number of Low Income Tracts		0
Percentage of Low Income Tracts		0.00%
Number of Moderate Income Tracts		0
Percentage of Moderate Income Tracts		0.00%
Number of Middle Income Tracts		1
Percentage of Middle Income Tracts		100.00%
Number of Upper Income Tracts		0
Percentage of Upper Income Tracts		0.00%
Number of NA Income Tracts		0
Percentage of NA Income Tracts		0.00%

Kleberg, TEXAS

Census Tract	Tract Income Class	Minority Tract
48273020101	UPPER	YES
48273020102	MIDDLE	YES
48273020200	MODERATE	YES
48273020301	MIDDLE	YES
48273020302	MIDDLE	YES

Kleberg, TEXAS

Census Tract	Tract Income Class	Minority Tract
48273020401	UPPER	YES
48273020402	MIDDLE	YES
48273020501	UPPER	YES
48273020502	MODERATE	YES
48273990000	NA	NO

Summary Data: Kleberg

Number of Census Tracts	10
Number of Minority Tracts	9
Percentage of Minority Tracts	90.00%
Number of Low Income Tracts	0
Percentage of Low Income Tracts	0.00%
Number of Moderate Income Tracts	2
Percentage of Moderate Income Tracts	20.00%
Number of Middle Income Tracts	4
Percentage of Middle Income Tracts	40.00%
Number of Upper Income Tracts	3
Percentage of Upper Income Tracts	30.00%
Number of NA Income Tracts	1
Percentage of NA Income Tracts	10.00%

Knox, TEXAS

Census Tract	Tract Income Class	Minority Tract

Knox, TEXAS

Census Tract	Tract Income Class	Minority Tract
48275950100	MIDDLE	NO
48275950200	MIDDLE	NO

Summary Data: Knox

Number of Census Tracts	2
Number of Minority Tracts	0
Percentage of Minority Tracts	0.00%
Number of Low Income Tracts	0
Percentage of Low Income Tracts	0.00%
Number of Moderate Income Tracts	0
Percentage of Moderate Income Tracts	0.00%
Number of Middle Income Tracts	2
Percentage of Middle Income Tracts	100.00%
Number of Upper Income Tracts	0
Percentage of Upper Income Tracts	0.00%
Number of NA Income Tracts	0
Percentage of NA Income Tracts	0.00%

La Salle, TEXAS

Census Tract	Tract Income Class	Minority Tract
48283950301	MODERATE	YES
48283950302	MIDDLE	YES

La Salle, TEXAS

Census Tract	Tract Income Class	Minority Tract
Summary Data: La Salle		
Number of Census Tracts		2
Number of Minority Tracts		2
Percentage of Minority Tracts		100.00%
Number of Low Income Tracts		0
Percentage of Low Income Tracts		0.00%
Number of Moderate Income Tracts		1
Percentage of Moderate Income Tracts		50.00%
Number of Middle Income Tracts		1
Percentage of Middle Income Tracts		50.00%
Number of Upper Income Tracts		0
Percentage of Upper Income Tracts		0.00%
Number of NA Income Tracts		0
Percentage of NA Income Tracts		0.00%

Lamar, TEXAS

Census Tract	Tract Income Class	Minority Tract
48277000101	MIDDLE	NO
48277000102	UPPER	NO
48277000200	MIDDLE	NO
48277000301	MIDDLE	NO
48277000302	UPPER	NO

Lamar, TEXAS

Census Tract	Tract Income Class	Minority Tract
48277000401	MIDDLE	NO
48277000402	MIDDLE	NO
48277000500	MODERATE	YES
48277000600	LOW	YES
48277000700	MIDDLE	NO
48277000800	MODERATE	NO
48277000900	UPPER	NO
48277001000	MODERATE	NO

Summary Data: Lamar

Number of Census Tracts	13
Number of Minority Tracts	2
Percentage of Minority Tracts	15.38%
Number of Low Income Tracts	1
Percentage of Low Income Tracts	7.69%
Number of Moderate Income Tracts	3
Percentage of Moderate Income Tracts	23.08%
Number of Middle Income Tracts	6
Percentage of Middle Income Tracts	46.15%
Number of Upper Income Tracts	3
Percentage of Upper Income Tracts	23.08%
Number of NA Income Tracts	0
Percentage of NA Income Tracts	0.00%

Lamb, TEXAS

Census Tract	Tract Income Class	Minority Tract
48279950100	MIDDLE	YES
48279950200	MIDDLE	YES
48279950300	MIDDLE	YES
48279950500	MODERATE	YES
48279950600	MIDDLE	YES

Summary Data: Lamb

Number of Census Tracts	5
Number of Minority Tracts	5
Percentage of Minority Tracts	100.00%
Number of Low Income Tracts	0
Percentage of Low Income Tracts	0.00%
Number of Moderate Income Tracts	1
Percentage of Moderate Income Tracts	20.00%
Number of Middle Income Tracts	4
Percentage of Middle Income Tracts	80.00%
Number of Upper Income Tracts	0
Percentage of Upper Income Tracts	0.00%
Number of NA Income Tracts	0
Percentage of NA Income Tracts	0.00%

Lampasas, TEXAS

Census Tract	Tract Income Class	Minority Tract
--------------	--------------------	----------------

Lampasas, TEXAS

Census Tract	Tract Income Class	Minority Tract
48281950100	MIDDLE	NO
48281950302	UPPER	NO
48281950303	MIDDLE	NO
48281950304	UPPER	NO
48281950400	MIDDLE	NO
48281950500	MIDDLE	NO

Summary Data: Lampasas

Number of Census Tracts	6
Number of Minority Tracts	0
Percentage of Minority Tracts	0.00%
Number of Low Income Tracts	0
Percentage of Low Income Tracts	0.00%
Number of Moderate Income Tracts	0
Percentage of Moderate Income Tracts	0.00%
Number of Middle Income Tracts	4
Percentage of Middle Income Tracts	66.67%
Number of Upper Income Tracts	2
Percentage of Upper Income Tracts	33.33%
Number of NA Income Tracts	0
Percentage of NA Income Tracts	0.00%

Lavaca, TEXAS

Census Tract	Tract Income Class	Minority Tract
48285000100	MIDDLE	NO
48285000200	MIDDLE	NO
48285000300	UPPER	NO
48285000400	UPPER	NO
48285000500	UPPER	NO
48285000600	MODERATE	YES

Summary Data: Lavaca

Number of Census Tracts	6
Number of Minority Tracts	1
Percentage of Minority Tracts	16.67%
Number of Low Income Tracts	0
Percentage of Low Income Tracts	0.00%
Number of Moderate Income Tracts	1
Percentage of Moderate Income Tracts	16.67%
Number of Middle Income Tracts	2
Percentage of Middle Income Tracts	33.33%
Number of Upper Income Tracts	3
Percentage of Upper Income Tracts	50.00%
Number of NA Income Tracts	0
Percentage of NA Income Tracts	0.00%

Lee, TEXAS

Census Tract	Tract Income Class	Minority Tract
48287000100	MIDDLE	NO
48287000200	MIDDLE	NO
48287000300	MIDDLE	NO
48287000400	MODERATE	YES

Summary Data: Lee

Number of Census Tracts	4
Number of Minority Tracts	1
Percentage of Minority Tracts	25.00%
Number of Low Income Tracts	0
Percentage of Low Income Tracts	0.00%
Number of Moderate Income Tracts	1
Percentage of Moderate Income Tracts	25.00%
Number of Middle Income Tracts	3
Percentage of Middle Income Tracts	75.00%
Number of Upper Income Tracts	0
Percentage of Upper Income Tracts	0.00%
Number of NA Income Tracts	0
Percentage of NA Income Tracts	0.00%

Leon, TEXAS

Census Tract	Tract Income Class	Minority Tract
48289950101	MODERATE	NO



Leon, TEXAS

Census Tract	Tract Income Class	Minority Tract
48289950102	MIDDLE	NO
48289950201	UPPER	NO
48289950202	MIDDLE	NO
48289950301	MODERATE	NO
48289950302	MIDDLE	NO

Summary Data: Leon

Number of Census Tracts	6
Number of Minority Tracts	0
Percentage of Minority Tracts	0.00%
Number of Low Income Tracts	0
Percentage of Low Income Tracts	0.00%
Number of Moderate Income Tracts	2
Percentage of Moderate Income Tracts	33.33%
Number of Middle Income Tracts	3
Percentage of Middle Income Tracts	50.00%
Number of Upper Income Tracts	1
Percentage of Upper Income Tracts	16.67%
Number of NA Income Tracts	0
Percentage of NA Income Tracts	0.00%

Liberty, TEXAS

Census Tract	Tract Income Class	Minority Tract
--------------	--------------------	----------------

Liberty, TEXAS

Census Tract	Tract Income Class	Minority Tract
48291700100	MODERATE	YES
48291700200	LOW	YES
48291700301	MODERATE	NO
48291700302	MODERATE	YES
48291700303	MODERATE	NO
48291700400	MIDDLE	NO
48291700500	MIDDLE	NO
48291700600	MODERATE	NO
48291700700	MIDDLE	NO
48291700801	MIDDLE	NO
48291700802	MIDDLE	NO
48291700900	MIDDLE	NO
48291701000	MIDDLE	YES
48291701100	MODERATE	NO
48291701200	MIDDLE	NO
48291701300	MODERATE	NO
48291701400	MODERATE	YES

Liberty, TEXAS

Census Tract	Tract Income Class	Minority Tract
Summary Data: Liberty		
Number of Census Tracts		17
Number of Minority Tracts		5
Percentage of Minority Tracts		29.41%
Number of Low Income Tracts		1
Percentage of Low Income Tracts		5.88%
Number of Moderate Income Tracts		8
Percentage of Moderate Income Tracts		47.06%
Number of Middle Income Tracts		8
Percentage of Middle Income Tracts		47.06%
Number of Upper Income Tracts		0
Percentage of Upper Income Tracts		0.00%
Number of NA Income Tracts		0
Percentage of NA Income Tracts		0.00%

Limestone, TEXAS

Census Tract	Tract Income Class	Minority Tract
48293970100	MIDDLE	NO
48293970200	MIDDLE	NO
48293970300	MODERATE	YES
48293970400	MIDDLE	YES
48293970500	MODERATE	YES



Limestone, TEXAS

Census Tract	Tract Income Class	Minority Tract
48293970600	MIDDLE	NO
48293970700	MIDDLE	NO
48293970800	MIDDLE	NO

Summary Data: Limestone

Number of Census Tracts	8
Number of Minority Tracts	3
Percentage of Minority Tracts	37.50%
Number of Low Income Tracts	0
Percentage of Low Income Tracts	0.00%
Number of Moderate Income Tracts	2
Percentage of Moderate Income Tracts	25.00%
Number of Middle Income Tracts	6
Percentage of Middle Income Tracts	75.00%
Number of Upper Income Tracts	0
Percentage of Upper Income Tracts	0.00%
Number of NA Income Tracts	0
Percentage of NA Income Tracts	0.00%

Lipscomb, TEXAS

Census Tract	Tract Income Class	Minority Tract
48295950200	MIDDLE	YES
48295950300	MIDDLE	NO

Lipscomb, TEXAS

Census Tract	Tract Income Class	Minority Tract
--------------	--------------------	----------------

Summary Data: Lipscomb

Number of Census Tracts	2
Number of Minority Tracts	1
Percentage of Minority Tracts	50.00%
Number of Low Income Tracts	0
Percentage of Low Income Tracts	0.00%
Number of Moderate Income Tracts	0
Percentage of Moderate Income Tracts	0.00%
Number of Middle Income Tracts	2
Percentage of Middle Income Tracts	100.00%
Number of Upper Income Tracts	0
Percentage of Upper Income Tracts	0.00%
Number of NA Income Tracts	0
Percentage of NA Income Tracts	0.00%

Live Oak, TEXAS

Census Tract	Tract Income Class	Minority Tract
48297950100	MIDDLE	YES
48297950200	MODERATE	YES
48297950300	MIDDLE	NO
48297950400	UPPER	NO

Live Oak, TEXAS

Census Tract	Tract Income Class	Minority Tract
--------------	--------------------	----------------

Summary Data: Live Oak

Number of Census Tracts	4
Number of Minority Tracts	2
Percentage of Minority Tracts	50.00%
Number of Low Income Tracts	0
Percentage of Low Income Tracts	0.00%
Number of Moderate Income Tracts	1
Percentage of Moderate Income Tracts	25.00%
Number of Middle Income Tracts	2
Percentage of Middle Income Tracts	50.00%
Number of Upper Income Tracts	1
Percentage of Upper Income Tracts	25.00%
Number of NA Income Tracts	0
Percentage of NA Income Tracts	0.00%

Llano, TEXAS

Census Tract	Tract Income Class	Minority Tract
48299970100	MIDDLE	NO
48299970200	MIDDLE	NO
48299970300	UPPER	NO
48299970401	UPPER	NO
48299970402	UPPER	NO



Llano, TEXAS

Census Tract	Tract Income Class	Minority Tract
48299970501	MIDDLE	NO
48299970502	MIDDLE	NO
48299970600	UPPER	NO

Summary Data: Llano

Number of Census Tracts	8
Number of Minority Tracts	0
Percentage of Minority Tracts	0.00%
Number of Low Income Tracts	0
Percentage of Low Income Tracts	0.00%
Number of Moderate Income Tracts	0
Percentage of Moderate Income Tracts	0.00%
Number of Middle Income Tracts	4
Percentage of Middle Income Tracts	50.00%
Number of Upper Income Tracts	4
Percentage of Upper Income Tracts	50.00%
Number of NA Income Tracts	0
Percentage of NA Income Tracts	0.00%

Loving, TEXAS

Census Tract	Tract Income Class	Minority Tract
48301950100	NA	NO

Loving, TEXAS

Census Tract	Tract Income Class	Minority Tract
--------------	--------------------	----------------

Summary Data: Loving

Number of Census Tracts	1
Number of Minority Tracts	0
Percentage of Minority Tracts	0.00%
Number of Low Income Tracts	0
Percentage of Low Income Tracts	0.00%
Number of Moderate Income Tracts	0
Percentage of Moderate Income Tracts	0.00%
Number of Middle Income Tracts	0
Percentage of Middle Income Tracts	0.00%
Number of Upper Income Tracts	0
Percentage of Upper Income Tracts	0.00%
Number of NA Income Tracts	1
Percentage of NA Income Tracts	100.00%

Lubbock, TEXAS

Census Tract	Tract Income Class	Minority Tract
48303000100	MODERATE	YES
48303000201	UPPER	YES
48303000202	MODERATE	YES
48303000301	MODERATE	YES
48303000303	LOW	YES

Lubbock, TEXAS

Census Tract	Tract Income Class	Minority Tract
48303000304	MODERATE	YES
48303000402	MIDDLE	YES
48303000403	MIDDLE	NO
48303000406	UPPER	NO
48303000407	MIDDLE	NO
48303000408	MIDDLE	YES
48303000409	MIDDLE	YES
48303000410	NA	YES
48303000411	MIDDLE	NO
48303000501	MIDDLE	NO
48303000502	NA	NO
48303000503	NA	YES
48303000603	MIDDLE	NO
48303000605	NA	NO
48303000607	MODERATE	YES
48303000700	MIDDLE	YES
48303000901	NA	YES
48303000902	MODERATE	YES
48303001000	LOW	YES
48303001200	LOW	YES
48303001300	MODERATE	YES
48303001401	MIDDLE	YES
48303001402	MODERATE	YES
48303001501	MIDDLE	NO
48303001502	NA	NO
48303001601	MIDDLE	NO
48303001602	MODERATE	NO



Lubbock, TEXAS		
Census Tract	Tract Income Class	Minority Tract
48303001708	LOW	YES
48303001709	MODERATE	YES
48303001710	MODERATE	YES
48303001711	MIDDLE	NO
48303001712	MODERATE	NO
48303001713	UPPER	NO
48303001714	MIDDLE	YES
48303001715	MIDDLE	YES
48303001716	UPPER	NO
48303001717	UPPER	NO
48303001804	UPPER	NO
48303001805	MIDDLE	YES
48303001806	MIDDLE	YES
48303001807	MIDDLE	YES
48303001808	UPPER	NO
48303001904	UPPER	NO
48303001905	MIDDLE	YES
48303001906	MIDDLE	NO
48303001907	UPPER	NO
48303001908	UPPER	NO
48303002001	MIDDLE	NO
48303002002	LOW	YES
48303002102	UPPER	NO
48303002103	MIDDLE	NO
48303002104	MIDDLE	YES
48303002203	MODERATE	YES
48303002205	MODERATE	YES

Lubbock, TEXAS		
Census Tract	Tract Income Class	Minority Tract
48303002206	MODERATE	YES
48303002207	MODERATE	YES
48303002208	LOW	YES
48303002301	MIDDLE	YES
48303002302	MODERATE	YES
48303002401	LOW	YES
48303002402	MODERATE	YES
48303002500	MODERATE	YES
48303010101	MIDDLE	NO
48303010102	MIDDLE	NO
48303010201	MIDDLE	NO
48303010202	MIDDLE	NO
48303010203	MIDDLE	NO
48303010204	MIDDLE	YES
48303010301	MIDDLE	NO
48303010302	MIDDLE	NO
48303010402	MIDDLE	YES
48303010404	MIDDLE	NO
48303010409	UPPER	NO
48303010410	MIDDLE	NO
48303010411	UPPER	NO
48303010412	UPPER	NO
48303010413	MIDDLE	NO
48303010414	UPPER	NO
48303010415	UPPER	NO
48303010416	MIDDLE	NO
48303010417	MIDDLE	NO

Lubbock, TEXAS		
Census Tract	Tract Income Class	Minority Tract
48303010418	MIDDLE	YES
48303010419	UPPER	NO
48303010420	MODERATE	NO
48303010421	UPPER	NO
48303010422	UPPER	NO
48303010423	UPPER	NO
48303010502	UPPER	NO
48303010504	UPPER	NO
48303010505	MIDDLE	NO
48303010506	MIDDLE	YES
48303010509	UPPER	NO
48303010510	UPPER	NO
48303010511	MIDDLE	NO
48303010512	UPPER	NO
48303010513	MIDDLE	YES
48303010514	MIDDLE	NO
48303010601	MODERATE	YES
48303010602	LOW	YES
48303010700	UPPER	NO
48303980000	NA	NO



Lubbock, TEXAS

Census Tract	Tract Income Class	Minority Tract
Summary Data: Lubbock		
Number of Census Tracts		106
Number of Minority Tracts		48
Percentage of Minority Tracts		45.28%
Number of Low Income Tracts		8
Percentage of Low Income Tracts		7.55%
Number of Moderate Income Tracts		21
Percentage of Moderate Income Tracts		19.81%
Number of Middle Income Tracts		44
Percentage of Middle Income Tracts		41.51%
Number of Upper Income Tracts		26
Percentage of Upper Income Tracts		24.53%
Number of NA Income Tracts		7
Percentage of NA Income Tracts		6.60%

Lynn, TEXAS

Census Tract	Tract Income Class	Minority Tract
48305950400	MIDDLE	NO
48305950500	MODERATE	YES
48305950600	MIDDLE	YES

Lynn, TEXAS

Census Tract	Tract Income Class	Minority Tract
Summary Data: Lynn		
Number of Census Tracts		3
Number of Minority Tracts		2
Percentage of Minority Tracts		66.67%
Number of Low Income Tracts		0
Percentage of Low Income Tracts		0.00%
Number of Moderate Income Tracts		1
Percentage of Moderate Income Tracts		33.33%
Number of Middle Income Tracts		2
Percentage of Middle Income Tracts		66.67%
Number of Upper Income Tracts		0
Percentage of Upper Income Tracts		0.00%
Number of NA Income Tracts		0
Percentage of NA Income Tracts		0.00%

Madison, TEXAS


Census Tract	Tract Income Class	Minority Tract
48313000100	MIDDLE	YES
48313000200	UPPER	NO
48313000300	UPPER	NO
48313000400	MIDDLE	YES

Madison, TEXAS

Census Tract	Tract Income Class	Minority Tract
Summary Data: Madison		
Number of Census Tracts		4
Number of Minority Tracts		2
Percentage of Minority Tracts		50.00%
Number of Low Income Tracts		0
Percentage of Low Income Tracts		0.00%
Number of Moderate Income Tracts		0
Percentage of Moderate Income Tracts		0.00%
Number of Middle Income Tracts		2
Percentage of Middle Income Tracts		50.00%
Number of Upper Income Tracts		2
Percentage of Upper Income Tracts		50.00%
Number of NA Income Tracts		0
Percentage of NA Income Tracts		0.00%

Marion, TEXAS

Census Tract	Tract Income Class	Minority Tract
48315950100	MODERATE	NO
48315950200	MIDDLE	NO
48315950300	MODERATE	NO
48315950400	MODERATE	NO



Marion, TEXAS

Census Tract	Tract Income Class	Minority Tract
Summary Data: Marion		
Number of Census Tracts		4
Number of Minority Tracts		0
Percentage of Minority Tracts		0.00%
Number of Low Income Tracts		0
Percentage of Low Income Tracts		0.00%
Number of Moderate Income Tracts		3
Percentage of Moderate Income Tracts		75.00%
Number of Middle Income Tracts		1
Percentage of Middle Income Tracts		25.00%
Number of Upper Income Tracts		0
Percentage of Upper Income Tracts		0.00%
Number of NA Income Tracts		0
Percentage of NA Income Tracts		0.00%

Martin, TEXAS

Census Tract	Tract Income Class	Minority Tract
48317950100	MODERATE	NO
48317950200	MIDDLE	YES

Martin, TEXAS

Census Tract	Tract Income Class	Minority Tract
Summary Data: Martin		
Number of Census Tracts		2
Number of Minority Tracts		1
Percentage of Minority Tracts		50.00%
Number of Low Income Tracts		0
Percentage of Low Income Tracts		0.00%
Number of Moderate Income Tracts		1
Percentage of Moderate Income Tracts		50.00%
Number of Middle Income Tracts		1
Percentage of Middle Income Tracts		50.00%
Number of Upper Income Tracts		0
Percentage of Upper Income Tracts		0.00%
Number of NA Income Tracts		0
Percentage of NA Income Tracts		0.00%

Mason, TEXAS


Census Tract	Tract Income Class	Minority Tract
48319950100	UPPER	NO
48319950200	UPPER	NO

Mason, TEXAS

Census Tract	Tract Income Class	Minority Tract
Summary Data: Mason		
Number of Census Tracts		2
Number of Minority Tracts		0
Percentage of Minority Tracts		0.00%
Number of Low Income Tracts		0
Percentage of Low Income Tracts		0.00%
Number of Moderate Income Tracts		0
Percentage of Moderate Income Tracts		0.00%
Number of Middle Income Tracts		0
Percentage of Middle Income Tracts		0.00%
Number of Upper Income Tracts		2
Percentage of Upper Income Tracts		100.00%
Number of NA Income Tracts		0
Percentage of NA Income Tracts		0.00%

Matagorda, TEXAS

Census Tract	Tract Income Class	Minority Tract
48321730100	MIDDLE	YES
48321730202	MIDDLE	NO
48321730203	MODERATE	NO
48321730204	MIDDLE	YES
48321730301	MIDDLE	YES



Matagorda, TEXAS

Census Tract	Tract Income Class	Minority Tract
48321730302	MODERATE	YES
48321730303	MIDDLE	NO
48321730400	MODERATE	YES
48321730502	UPPER	NO
48321730503	MODERATE	NO
48321730600	UPPER	YES
48321730700	MIDDLE	NO
48321990000	NA	NO

Summary Data: Matagorda

Number of Census Tracts	13
Number of Minority Tracts	6
Percentage of Minority Tracts	46.15%
Number of Low Income Tracts	0
Percentage of Low Income Tracts	0.00%
Number of Moderate Income Tracts	4
Percentage of Moderate Income Tracts	30.77%
Number of Middle Income Tracts	6
Percentage of Middle Income Tracts	46.15%
Number of Upper Income Tracts	2
Percentage of Upper Income Tracts	15.38%
Number of NA Income Tracts	1
Percentage of NA Income Tracts	7.69%

Maverick, TEXAS

Census Tract	Tract Income Class	Minority Tract
48323950204	MODERATE	YES
48323950206	MIDDLE	YES
48323950207	MODERATE	YES
48323950208	NA	YES
48323950209	MODERATE	YES
48323950301	MODERATE	YES
48323950302	MODERATE	YES
48323950400	MIDDLE	YES
48323950500	MODERATE	YES
48323950601	MODERATE	YES
48323950602	MIDDLE	YES
48323950701	MIDDLE	YES
48323950702	UPPER	YES

Maverick, TEXAS

Census Tract	Tract Income Class	Minority Tract
Summary Data: Maverick		
Number of Census Tracts		13
Number of Minority Tracts		13
Percentage of Minority Tracts		100.00%
Number of Low Income Tracts		0
Percentage of Low Income Tracts		0.00%
Number of Moderate Income Tracts		7
Percentage of Moderate Income Tracts		53.85%
Number of Middle Income Tracts		4
Percentage of Middle Income Tracts		30.77%
Number of Upper Income Tracts		1
Percentage of Upper Income Tracts		7.69%
Number of NA Income Tracts		1
Percentage of NA Income Tracts		7.69%

McCulloch, TEXAS

Census Tract	Tract Income Class	Minority Tract
48307950300	MIDDLE	NO
48307950400	UPPER	NO
48307950500	MODERATE	NO

McCulloch, TEXAS

Census Tract	Tract Income Class	Minority Tract
Summary Data: McCulloch		
Number of Census Tracts		3
Number of Minority Tracts		0
Percentage of Minority Tracts		0.00%
Number of Low Income Tracts		0
Percentage of Low Income Tracts		0.00%
Number of Moderate Income Tracts		1
Percentage of Moderate Income Tracts		33.33%
Number of Middle Income Tracts		1
Percentage of Middle Income Tracts		33.33%
Number of Upper Income Tracts		1
Percentage of Upper Income Tracts		33.33%
Number of NA Income Tracts		0
Percentage of NA Income Tracts		0.00%

McLennan, TEXAS

Census Tract	Tract Income Class	Minority Tract
48309000100	LOW	YES
48309000200	NA	NO
48309000300	NA	NO
48309000401	MODERATE	YES
48309000402	LOW	NO

McLennan, TEXAS

Census Tract	Tract Income Class	Minority Tract
48309000598	MODERATE	YES
48309000700	MODERATE	YES
48309000800	MODERATE	YES
48309000900	MODERATE	YES
48309001000	LOW	YES
48309001100	MODERATE	YES
48309001200	LOW	YES
48309001300	MODERATE	YES
48309001401	LOW	YES
48309001402	LOW	YES
48309001500	LOW	YES
48309001600	MODERATE	YES
48309001700	MODERATE	YES
48309001800	MIDDLE	YES
48309001900	LOW	YES
48309002000	MIDDLE	NO
48309002100	MODERATE	YES
48309002302	MODERATE	YES
48309002498	MODERATE	YES
48309002501	MIDDLE	YES
48309002503	UPPER	NO
48309002504	UPPER	NO
48309002600	UPPER	NO
48309002700	LOW	YES
48309002800	MIDDLE	NO
48309002900	UPPER	NO
48309003000	MIDDLE	NO

McLennan, TEXAS

Census Tract	Tract Income Class	Minority Tract
48309003200	MODERATE	YES
48309003300	LOW	NO
48309003401	MIDDLE	NO
48309003402	MIDDLE	NO
48309003500	UPPER	NO
48309003601	MIDDLE	NO
48309003602	MIDDLE	NO
48309003701	MIDDLE	NO
48309003703	UPPER	NO
48309003708	MIDDLE	NO
48309003709	UPPER	NO
48309003710	UPPER	NO
48309003711	MIDDLE	NO
48309003712	UPPER	NO
48309003801	UPPER	NO
48309003802	MIDDLE	NO
48309003901	UPPER	NO
48309003902	MIDDLE	NO
48309004000	UPPER	NO
48309004102	UPPER	NO
48309004104	UPPER	NO
48309004105	UPPER	NO
48309004201	MIDDLE	NO
48309004202	MIDDLE	NO
48309004300	MODERATE	YES
48309980000	NA	YES



McLennan, TEXAS

Census Tract	Tract Income Class	Minority Tract
Summary Data: McLennan		
Number of Census Tracts		58
Number of Minority Tracts		25
Percentage of Minority Tracts		43.10%
Number of Low Income Tracts		10
Percentage of Low Income Tracts		17.24%
Number of Moderate Income Tracts		14
Percentage of Moderate Income Tracts		24.14%
Number of Middle Income Tracts		16
Percentage of Middle Income Tracts		27.59%
Number of Upper Income Tracts		15
Percentage of Upper Income Tracts		25.86%
Number of NA Income Tracts		3
Percentage of NA Income Tracts		5.17%

McMullen, TEXAS

Census Tract	Tract Income Class	Minority Tract
48311950100	MIDDLE	NO

McMullen, TEXAS

Census Tract	Tract Income Class	Minority Tract
Summary Data: McMullen		
Number of Census Tracts		1
Number of Minority Tracts		0
Percentage of Minority Tracts		0.00%
Number of Low Income Tracts		0
Percentage of Low Income Tracts		0.00%
Number of Moderate Income Tracts		0
Percentage of Moderate Income Tracts		0.00%
Number of Middle Income Tracts		1
Percentage of Middle Income Tracts		100.00%
Number of Upper Income Tracts		0
Percentage of Upper Income Tracts		0.00%
Number of NA Income Tracts		0
Percentage of NA Income Tracts		0.00%

Medina, TEXAS

Census Tract	Tract Income Class	Minority Tract
48325000101	MIDDLE	YES
48325000103	UPPER	YES
48325000104	UPPER	NO
48325000200	MIDDLE	NO
48325000301	UPPER	NO

Medina, TEXAS

Census Tract	Tract Income Class	Minority Tract
48325000302	MIDDLE	YES
48325000401	MIDDLE	YES
48325000402	MODERATE	YES
48325000500	MIDDLE	YES
48325000801	MIDDLE	YES
48325000802	MODERATE	YES
Summary Data: Medina		
Number of Census Tracts		11
Number of Minority Tracts		8
Percentage of Minority Tracts		72.73%
Number of Low Income Tracts		0
Percentage of Low Income Tracts		0.00%
Number of Moderate Income Tracts		2
Percentage of Moderate Income Tracts		18.18%
Number of Middle Income Tracts		6
Percentage of Middle Income Tracts		54.55%
Number of Upper Income Tracts		3
Percentage of Upper Income Tracts		27.27%
Number of NA Income Tracts		0
Percentage of NA Income Tracts		0.00%

Menard, TEXAS

Census Tract	Tract Income Class	Minority Tract
48327950300	MIDDLE	NO

Summary Data: Menard

Number of Census Tracts	1
Number of Minority Tracts	0
Percentage of Minority Tracts	0.00%
Number of Low Income Tracts	0
Percentage of Low Income Tracts	0.00%
Number of Moderate Income Tracts	0
Percentage of Moderate Income Tracts	0.00%
Number of Middle Income Tracts	1
Percentage of Middle Income Tracts	100.00%
Number of Upper Income Tracts	0
Percentage of Upper Income Tracts	0.00%
Number of NA Income Tracts	0
Percentage of NA Income Tracts	0.00%

Midland, TEXAS

Census Tract	Tract Income Class	Minority Tract
48329000100	MIDDLE	YES
48329000200	UPPER	NO
48329000302	MIDDLE	NO
48329000303	UPPER	NO

Midland, TEXAS

Census Tract	Tract Income Class	Minority Tract
48329000304	UPPER	NO
48329000305	MIDDLE	NO
48329000401	MIDDLE	YES
48329000402	MIDDLE	YES
48329000500	MIDDLE	NO
48329000600	MODERATE	NO
48329001100	MODERATE	YES
48329001200	MIDDLE	YES
48329001300	MIDDLE	YES
48329001400	LOW	YES
48329001500	LOW	YES
48329001700	MODERATE	YES
48329010105	MIDDLE	NO
48329010106	MODERATE	NO
48329010107	MIDDLE	NO
48329010108	UPPER	NO
48329010115	MIDDLE	YES
48329010116	UPPER	NO
48329010117	MODERATE	YES
48329010118	MODERATE	YES
48329010119	MIDDLE	YES
48329010120	UPPER	NO
48329010121	UPPER	NO
48329010122	NA	YES
48329010123	MIDDLE	YES
48329010124	UPPER	YES
48329010125	UPPER	NO

Midland, TEXAS

Census Tract	Tract Income Class	Minority Tract
48329010126	MIDDLE	YES
48329010127	UPPER	YES
48329010128	UPPER	NO
48329010129	UPPER	NO
48329010200	MODERATE	YES
48329980000	NA	NO

Summary Data: Midland

Number of Census Tracts	37
Number of Minority Tracts	19
Percentage of Minority Tracts	51.35%
Number of Low Income Tracts	2
Percentage of Low Income Tracts	5.41%
Number of Moderate Income Tracts	7
Percentage of Moderate Income Tracts	18.92%
Number of Middle Income Tracts	14
Percentage of Middle Income Tracts	37.84%
Number of Upper Income Tracts	12
Percentage of Upper Income Tracts	32.43%
Number of NA Income Tracts	2
Percentage of NA Income Tracts	5.41%



Milam, TEXAS

Census Tract	Tract Income Class	Minority Tract
48331950100	MODERATE	NO
48331950300	MIDDLE	NO
48331950401	MIDDLE	NO
48331950402	MIDDLE	YES
48331950500	MIDDLE	NO
48331950700	MIDDLE	NO
48331950800	UPPER	NO

Summary Data: Milam

Number of Census Tracts	7
Number of Minority Tracts	1
Percentage of Minority Tracts	14.29%
Number of Low Income Tracts	0
Percentage of Low Income Tracts	0.00%
Number of Moderate Income Tracts	1
Percentage of Moderate Income Tracts	14.29%
Number of Middle Income Tracts	5
Percentage of Middle Income Tracts	71.43%
Number of Upper Income Tracts	1
Percentage of Upper Income Tracts	14.29%
Number of NA Income Tracts	0
Percentage of NA Income Tracts	0.00%

Mills, TEXAS

Census Tract	Tract Income Class	Minority Tract
48333950100	MIDDLE	NO
48333950200	MIDDLE	NO

Summary Data: Mills

Number of Census Tracts	2
Number of Minority Tracts	0
Percentage of Minority Tracts	0.00%
Number of Low Income Tracts	0
Percentage of Low Income Tracts	0.00%
Number of Moderate Income Tracts	0
Percentage of Moderate Income Tracts	0.00%
Number of Middle Income Tracts	2
Percentage of Middle Income Tracts	100.00%
Number of Upper Income Tracts	0
Percentage of Upper Income Tracts	0.00%
Number of NA Income Tracts	0
Percentage of NA Income Tracts	0.00%

Mitchell, TEXAS

Census Tract	Tract Income Class	Minority Tract
48335950200	UPPER	YES
48335950400	UPPER	NO

Mitchell, TEXAS

Census Tract	Tract Income Class	Minority Tract
Summary Data: Mitchell		
Number of Census Tracts	2	
Number of Minority Tracts	1	
Percentage of Minority Tracts	50.00%	
Number of Low Income Tracts	0	
Percentage of Low Income Tracts	0.00%	
Number of Moderate Income Tracts	0	
Percentage of Moderate Income Tracts	0.00%	
Number of Middle Income Tracts	0	
Percentage of Middle Income Tracts	0.00%	
Number of Upper Income Tracts	2	
Percentage of Upper Income Tracts	100.00%	
Number of NA Income Tracts	0	
Percentage of NA Income Tracts	0.00%	

Montague, TEXAS

Census Tract	Tract Income Class	Minority Tract
48337950100	MIDDLE	NO
48337950200	MIDDLE	NO
48337950300	MODERATE	NO
48337950401	UPPER	NO
48337950402	MIDDLE	NO

Montague, TEXAS

Census Tract	Tract Income Class	Minority Tract
48337950501	MIDDLE	NO
48337950502	MIDDLE	NO
48337950600	MIDDLE	NO

Summary Data: Montague

Number of Census Tracts	8
Number of Minority Tracts	0
Percentage of Minority Tracts	0.00%
Number of Low Income Tracts	0
Percentage of Low Income Tracts	0.00%
Number of Moderate Income Tracts	1
Percentage of Moderate Income Tracts	12.50%
Number of Middle Income Tracts	6
Percentage of Middle Income Tracts	75.00%
Number of Upper Income Tracts	1
Percentage of Upper Income Tracts	12.50%
Number of NA Income Tracts	0
Percentage of NA Income Tracts	0.00%

Montgomery, TEXAS

Census Tract	Tract Income Class	Minority Tract
48339690101	UPPER	NO
48339690102	MODERATE	NO

Montgomery, TEXAS

Census Tract	Tract Income Class	Minority Tract
48339690203	MIDDLE	NO
48339690204	UPPER	NO
48339690205	UPPER	NO
48339690206	MIDDLE	NO
48339690207	UPPER	NO
48339690300	MODERATE	NO
48339690403	UPPER	NO
48339690404	UPPER	NO
48339690405	MIDDLE	NO
48339690406	UPPER	NO
48339690407	LOW	YES
48339690408	MIDDLE	NO
48339690501	UPPER	NO
48339690502	UPPER	NO
48339690503	UPPER	NO
48339690603	UPPER	NO
48339690604	UPPER	NO
48339690605	UPPER	NO
48339690606	UPPER	NO
48339690607	UPPER	NO
48339690608	UPPER	NO
48339690609	UPPER	NO
48339690610	UPPER	NO
48339690701	MIDDLE	NO
48339690702	UPPER	NO
48339690800	UPPER	NO
48339690900	UPPER	NO

Montgomery, TEXAS

Census Tract	Tract Income Class	Minority Tract
48339691000	UPPER	NO
48339691100	UPPER	NO
48339691201	UPPER	NO
48339691202	UPPER	NO
48339691301	UPPER	NO
48339691302	MIDDLE	NO
48339691401	NA	NO
48339691402	UPPER	NO
48339691403	MODERATE	YES
48339691500	UPPER	NO
48339691601	MIDDLE	NO
48339691602	MIDDLE	YES
48339691700	UPPER	NO
48339691801	MIDDLE	YES
48339691802	UPPER	NO
48339691900	UPPER	NO
48339692003	MIDDLE	NO
48339692004	UPPER	NO
48339692005	UPPER	NO
48339692006	UPPER	YES
48339692007	MIDDLE	NO
48339692008	UPPER	NO
48339692009	UPPER	NO
48339692010	UPPER	NO
48339692101	MIDDLE	YES
48339692102	UPPER	NO
48339692103	UPPER	NO



Montgomery, TEXAS

Census Tract	Tract Income Class	Minority Tract
48339692201	MODERATE	NO
48339692202	MODERATE	NO
48339692301	UPPER	NO
48339692302	MIDDLE	YES
48339692303	UPPER	NO
48339692304	UPPER	NO
48339692401	MODERATE	NO
48339692402	UPPER	NO
48339692501	MODERATE	YES
48339692502	LOW	YES
48339692601	MODERATE	YES
48339692603	MODERATE	YES
48339692604	MIDDLE	YES
48339692605	MIDDLE	YES
48339692701	MODERATE	NO
48339692702	UPPER	NO
48339692802	MIDDLE	YES
48339692803	MIDDLE	NO
48339692804	MIDDLE	NO
48339692900	MIDDLE	NO
48339693001	MODERATE	YES
48339693002	MIDDLE	YES
48339693102	MIDDLE	YES
48339693103	MODERATE	YES
48339693104	MODERATE	YES
48339693201	UPPER	NO
48339693202	UPPER	NO

Montgomery, TEXAS

Census Tract	Tract Income Class	Minority Tract
48339693301	MIDDLE	NO
48339693302	LOW	YES
48339693303	MIDDLE	NO
48339693304	NA	NO
48339693401	LOW	YES
48339693402	LOW	YES
48339693501	UPPER	NO
48339693502	MIDDLE	NO
48339693503	LOW	YES
48339693600	MIDDLE	NO
48339693701	UPPER	NO
48339693702	UPPER	NO
48339693703	UPPER	NO
48339693800	MODERATE	YES
48339693901	MODERATE	YES
48339693902	MIDDLE	YES
48339693903	MODERATE	YES
48339693904	NA	YES
48339694001	MIDDLE	NO
48339694002	MODERATE	NO
48339694103	MIDDLE	NO
48339694104	MIDDLE	NO
48339694105	MODERATE	YES
48339694106	MODERATE	NO
48339694107	UPPER	NO
48339694203	MIDDLE	NO
48339694204	MODERATE	NO

Montgomery, TEXAS

Census Tract	Tract Income Class	Minority Tract
48339694205	UPPER	NO
48339694206	UPPER	NO
48339694207	UPPER	NO
48339694208	MIDDLE	NO
48339694209	MIDDLE	NO
48339694210	UPPER	NO
48339694303	UPPER	NO
48339694304	UPPER	NO
48339694305	UPPER	NO
48339694306	UPPER	NO
48339694307	MIDDLE	NO
48339694308	MIDDLE	NO
48339694309	UPPER	NO
48339694401	MIDDLE	NO
48339694402	MIDDLE	NO
48339694403	MIDDLE	NO
48339694501	UPPER	NO
48339694502	UPPER	NO
48339694503	UPPER	NO
48339694601	MIDDLE	NO
48339694602	NA	NO
48339694603	MIDDLE	NO
48339694700	MIDDLE	NO



Montgomery, TEXAS

Census Tract	Tract Income Class	Minority Tract
Summary Data: Montgomery		
Number of Census Tracts		133
Number of Minority Tracts		29
Percentage of Minority Tracts		21.80%
Number of Low Income Tracts		6
Percentage of Low Income Tracts		4.51%
Number of Moderate Income Tracts		20
Percentage of Moderate Income Tracts		15.04%
Number of Middle Income Tracts		40
Percentage of Middle Income Tracts		30.08%
Number of Upper Income Tracts		63
Percentage of Upper Income Tracts		47.37%
Number of NA Income Tracts		4
Percentage of NA Income Tracts		3.01%

Moore, TEXAS

Census Tract	Tract Income Class	Minority Tract
48341950100	MIDDLE	NO
48341950201	MODERATE	YES
48341950202	MIDDLE	YES
48341950301	MIDDLE	YES
48341950302	UPPER	YES

Moore, TEXAS

Census Tract	Tract Income Class	Minority Tract
48341950400	MIDDLE	YES
Summary Data: Moore		
Number of Census Tracts		6
Number of Minority Tracts		5
Percentage of Minority Tracts		83.33%
Number of Low Income Tracts		0
Percentage of Low Income Tracts		0.00%
Number of Moderate Income Tracts		1
Percentage of Moderate Income Tracts		16.67%
Number of Middle Income Tracts		4
Percentage of Middle Income Tracts		66.67%
Number of Upper Income Tracts		1
Percentage of Upper Income Tracts		16.67%
Number of NA Income Tracts		0
Percentage of NA Income Tracts		0.00%

Morris, TEXAS

Census Tract	Tract Income Class	Minority Tract
48343950100	MIDDLE	NO
48343950200	MIDDLE	NO
48343950300	MODERATE	YES

Morris, TEXAS

Census Tract	Tract Income Class	Minority Tract
Summary Data: Morris		
Number of Census Tracts		3
Number of Minority Tracts		1
Percentage of Minority Tracts		33.33%
Number of Low Income Tracts		0
Percentage of Low Income Tracts		0.00%
Number of Moderate Income Tracts		1
Percentage of Moderate Income Tracts		33.33%
Number of Middle Income Tracts		2
Percentage of Middle Income Tracts		66.67%
Number of Upper Income Tracts		0
Percentage of Upper Income Tracts		0.00%
Number of NA Income Tracts		0
Percentage of NA Income Tracts		0.00%

Motley, TEXAS

Census Tract	Tract Income Class	Minority Tract
48345950100	MIDDLE	NO



Motley, TEXAS

Census Tract	Tract Income Class	Minority Tract
Summary Data: Motley		
Number of Census Tracts		1
Number of Minority Tracts		0
Percentage of Minority Tracts		0.00%
Number of Low Income Tracts		0
Percentage of Low Income Tracts		0.00%
Number of Moderate Income Tracts		0
Percentage of Moderate Income Tracts		0.00%
Number of Middle Income Tracts		1
Percentage of Middle Income Tracts		100.00%
Number of Upper Income Tracts		0
Percentage of Upper Income Tracts		0.00%
Number of NA Income Tracts		0
Percentage of NA Income Tracts		0.00%

Nacogdoches, TEXAS

Census Tract	Tract Income Class	Minority Tract
48347950100	MIDDLE	NO
48347950200	MIDDLE	NO
48347950303	MIDDLE	NO
48347950304	MIDDLE	NO
48347950305	MIDDLE	YES

Nacogdoches, TEXAS

Census Tract	Tract Income Class	Minority Tract
48347950306	MIDDLE	YES
48347950401	UPPER	NO
48347950402	UPPER	NO
48347950501	MIDDLE	NO
48347950502	UPPER	NO
48347950600	MODERATE	NO
48347950700	MODERATE	YES
48347950800	MIDDLE	YES
48347950900	LOW	YES
48347951001	NA	NO
48347951002	MODERATE	YES
48347951100	MIDDLE	NO

Nacogdoches, TEXAS

Census Tract	Tract Income Class	Minority Tract
Summary Data: Nacogdoches		
Number of Census Tracts		17
Number of Minority Tracts		6
Percentage of Minority Tracts		35.29%
Number of Low Income Tracts		1
Percentage of Low Income Tracts		5.88%
Number of Moderate Income Tracts		3
Percentage of Moderate Income Tracts		17.65%
Number of Middle Income Tracts		9
Percentage of Middle Income Tracts		52.94%
Number of Upper Income Tracts		3
Percentage of Upper Income Tracts		17.65%
Number of NA Income Tracts		1
Percentage of NA Income Tracts		5.88%

Navarro, TEXAS

Census Tract	Tract Income Class	Minority Tract
48349970100	MIDDLE	YES
48349970200	MIDDLE	YES
48349970301	MIDDLE	NO
48349970302	MIDDLE	YES
48349970400	MIDDLE	NO



Navarro, TEXAS

Census Tract	Tract Income Class	Minority Tract
48349970500	MODERATE	NO
48349970600	MIDDLE	NO
48349970701	MIDDLE	NO
48349970800	MODERATE	YES
48349970901	MIDDLE	YES
48349970902	MODERATE	YES
48349971000	UPPER	NO

Summary Data: Navarro

Number of Census Tracts	12
Number of Minority Tracts	6
Percentage of Minority Tracts	50.00%
Number of Low Income Tracts	0
Percentage of Low Income Tracts	0.00%
Number of Moderate Income Tracts	3
Percentage of Moderate Income Tracts	25.00%
Number of Middle Income Tracts	8
Percentage of Middle Income Tracts	66.67%
Number of Upper Income Tracts	1
Percentage of Upper Income Tracts	8.33%
Number of NA Income Tracts	0
Percentage of NA Income Tracts	0.00%

Newton, TEXAS

Census Tract	Tract Income Class	Minority Tract
48351950100	MIDDLE	NO
48351950201	MIDDLE	NO
48351950202	MODERATE	NO
48351950300	MODERATE	NO
48351950400	MIDDLE	NO

Summary Data: Newton

Number of Census Tracts	5
Number of Minority Tracts	0
Percentage of Minority Tracts	0.00%
Number of Low Income Tracts	0
Percentage of Low Income Tracts	0.00%
Number of Moderate Income Tracts	2
Percentage of Moderate Income Tracts	40.00%
Number of Middle Income Tracts	3
Percentage of Middle Income Tracts	60.00%
Number of Upper Income Tracts	0
Percentage of Upper Income Tracts	0.00%
Number of NA Income Tracts	0
Percentage of NA Income Tracts	0.00%

Nolan, TEXAS

Census Tract	Tract Income Class	Minority Tract
--------------	--------------------	----------------

Nolan, TEXAS

Census Tract	Tract Income Class	Minority Tract
48353950100	UPPER	NO
48353950200	MIDDLE	NO
48353950300	LOW	YES
48353950400	MODERATE	YES
48353950500	MIDDLE	NO

Summary Data: Nolan

Number of Census Tracts	5
Number of Minority Tracts	2
Percentage of Minority Tracts	40.00%
Number of Low Income Tracts	1
Percentage of Low Income Tracts	20.00%
Number of Moderate Income Tracts	1
Percentage of Moderate Income Tracts	20.00%
Number of Middle Income Tracts	2
Percentage of Middle Income Tracts	40.00%
Number of Upper Income Tracts	1
Percentage of Upper Income Tracts	20.00%
Number of NA Income Tracts	0
Percentage of NA Income Tracts	0.00%

Nueces, TEXAS

Census Tract	Tract Income Class	Minority Tract
--------------	--------------------	----------------

Nueces, TEXAS		
Census Tract	Tract Income Class	Minority Tract
48355000500	MODERATE	YES
48355000601	MODERATE	YES
48355000602	MODERATE	YES
48355000700	LOW	YES
48355000800	MODERATE	YES
48355000900	MODERATE	YES
48355001000	LOW	YES
48355001100	MODERATE	YES
48355001201	MODERATE	YES
48355001202	MIDDLE	YES
48355001300	MODERATE	YES
48355001400	UPPER	YES
48355001500	LOW	YES
48355001601	MODERATE	YES
48355001602	MODERATE	YES
48355001702	MIDDLE	YES
48355001703	MODERATE	YES
48355001704	MODERATE	YES
48355001801	MODERATE	YES
48355001802	MIDDLE	YES
48355001903	MODERATE	YES
48355001904	MODERATE	YES
48355001905	MIDDLE	YES
48355001906	MIDDLE	YES
48355002001	MODERATE	YES
48355002002	MODERATE	YES
48355002101	MIDDLE	YES

Nueces, TEXAS		
Census Tract	Tract Income Class	Minority Tract
48355002102	UPPER	NO
48355002200	MODERATE	YES
48355002301	MIDDLE	YES
48355002303	MIDDLE	YES
48355002304	MIDDLE	YES
48355002400	MODERATE	YES
48355002500	UPPER	NO
48355002601	MIDDLE	YES
48355002602	MIDDLE	YES
48355002603	MIDDLE	YES
48355002703	MIDDLE	YES
48355002705	MIDDLE	NO
48355002706	NA	YES
48355002707	MIDDLE	YES
48355002708	MIDDLE	YES
48355002900	MIDDLE	NO
48355003002	MIDDLE	NO
48355003003	MIDDLE	YES
48355003004	MODERATE	NO
48355003101	UPPER	NO
48355003102	UPPER	NO
48355003202	UPPER	YES
48355003204	UPPER	YES
48355003205	MODERATE	YES
48355003206	MIDDLE	YES
48355003303	MIDDLE	YES
48355003304	MIDDLE	YES

Nueces, TEXAS		
Census Tract	Tract Income Class	Minority Tract
48355003305	LOW	YES
48355003306	MIDDLE	YES
48355003401	MIDDLE	YES
48355003402	MIDDLE	YES
48355003500	MIDDLE	YES
48355003601	MIDDLE	YES
48355003602	MIDDLE	YES
48355003603	MIDDLE	YES
48355003700	UPPER	YES
48355005103	UPPER	NO
48355005104	MIDDLE	NO
48355005404	UPPER	YES
48355005406	UPPER	YES
48355005407	UPPER	YES
48355005408	UPPER	YES
48355005409	UPPER	YES
48355005410	MIDDLE	YES
48355005411	UPPER	YES
48355005412	UPPER	YES
48355005413	UPPER	YES
48355005414	UPPER	YES
48355005415	UPPER	YES
48355005416	UPPER	YES
48355005417	UPPER	YES
48355005603	MIDDLE	YES
48355005604	MIDDLE	YES
48355005605	MODERATE	YES



Nueces, TEXAS

Census Tract	Tract Income Class	Minority Tract
48355005606	MODERATE	YES
48355005801	UPPER	NO
48355005803	MIDDLE	YES
48355005804	MIDDLE	YES
48355005900	MIDDLE	YES
48355006000	MODERATE	YES
48355006100	MODERATE	YES
48355006201	UPPER	NO
48355006202	UPPER	NO
48355006203	UPPER	NO
48355006204	UPPER	NO
48355006205	UPPER	NO
48355006300	MIDDLE	YES
48355006400	UPPER	NO
48355980000	NA	NO
48355990000	NA	NO

Nueces, TEXAS

Census Tract	Tract Income Class	Minority Tract
Summary Data: Nueces		
Number of Census Tracts		97
Number of Minority Tracts		78
Percentage of Minority Tracts		80.41%
Number of Low Income Tracts		4
Percentage of Low Income Tracts		4.12%
Number of Moderate Income Tracts		25
Percentage of Moderate Income Tracts		25.77%
Number of Middle Income Tracts		37
Percentage of Middle Income Tracts		38.14%
Number of Upper Income Tracts		28
Percentage of Upper Income Tracts		28.87%
Number of NA Income Tracts		3
Percentage of NA Income Tracts		3.09%

Ochiltree, TEXAS

Census Tract	Tract Income Class	Minority Tract
48357950100	UPPER	NO
48357950300	MIDDLE	YES
48357950400	MIDDLE	YES

Ochiltree, TEXAS

Census Tract	Tract Income Class	Minority Tract
Summary Data: Ochiltree		
Number of Census Tracts		3
Number of Minority Tracts		2
Percentage of Minority Tracts		66.67%
Number of Low Income Tracts		0
Percentage of Low Income Tracts		0.00%
Number of Moderate Income Tracts		0
Percentage of Moderate Income Tracts		0.00%
Number of Middle Income Tracts		2
Percentage of Middle Income Tracts		66.67%
Number of Upper Income Tracts		1
Percentage of Upper Income Tracts		33.33%
Number of NA Income Tracts		0
Percentage of NA Income Tracts		0.00%

Oldham, TEXAS

Census Tract	Tract Income Class	Minority Tract
48359950100	MIDDLE	NO



Oldham, TEXAS

Census Tract	Tract Income Class	Minority Tract
Summary Data: Oldham		
Number of Census Tracts		1
Number of Minority Tracts		0
Percentage of Minority Tracts		0.00%
Number of Low Income Tracts		0
Percentage of Low Income Tracts		0.00%
Number of Moderate Income Tracts		0
Percentage of Moderate Income Tracts		0.00%
Number of Middle Income Tracts		1
Percentage of Middle Income Tracts		100.00%
Number of Upper Income Tracts		0
Percentage of Upper Income Tracts		0.00%
Number of NA Income Tracts		0
Percentage of NA Income Tracts		0.00%

Orange, TEXAS

Census Tract	Tract Income Class	Minority Tract
48361020200	MODERATE	YES
48361020300	MODERATE	NO
48361020500	MIDDLE	NO
48361020700	MIDDLE	NO
48361020800	MODERATE	NO

Orange, TEXAS

Census Tract	Tract Income Class	Minority Tract
48361020900	MIDDLE	YES
48361021000	UPPER	NO
48361021100	MIDDLE	NO
48361021200	MIDDLE	NO
48361021300	UPPER	NO
48361021400	UPPER	NO
48361021501	MIDDLE	NO
48361021503	UPPER	NO
48361021504	UPPER	NO
48361021600	MIDDLE	NO
48361021700	MIDDLE	NO
48361021800	UPPER	NO
48361021901	UPPER	NO
48361021902	MIDDLE	NO
48361022000	UPPER	NO
48361022200	UPPER	NO
48361022301	UPPER	NO
48361022302	UPPER	NO
48361022400	UPPER	NO

Orange, TEXAS

Census Tract	Tract Income Class	Minority Tract
Summary Data: Orange		
Number of Census Tracts		24
Number of Minority Tracts		2
Percentage of Minority Tracts		8.33%
Number of Low Income Tracts		0
Percentage of Low Income Tracts		0.00%
Number of Moderate Income Tracts		3
Percentage of Moderate Income Tracts		12.50%
Number of Middle Income Tracts		9
Percentage of Middle Income Tracts		37.50%
Number of Upper Income Tracts		12
Percentage of Upper Income Tracts		50.00%
Number of NA Income Tracts		0
Percentage of NA Income Tracts		0.00%

Palo Pinto, TEXAS

Census Tract	Tract Income Class	Minority Tract
48363000100	MIDDLE	NO
48363000200	MIDDLE	NO
48363000300	UPPER	NO
48363000401	MIDDLE	NO
48363000402	MIDDLE	NO



Palo Pinto, TEXAS

Census Tract	Tract Income Class	Minority Tract
48363000500	MIDDLE	NO
48363000600	MIDDLE	NO
48363000700	UPPER	NO
48363000800	MODERATE	YES
48363000900	MODERATE	NO

Summary Data: Palo Pinto

Number of Census Tracts	10
Number of Minority Tracts	1
Percentage of Minority Tracts	10.00%
Number of Low Income Tracts	0
Percentage of Low Income Tracts	0.00%
Number of Moderate Income Tracts	2
Percentage of Moderate Income Tracts	20.00%
Number of Middle Income Tracts	6
Percentage of Middle Income Tracts	60.00%
Number of Upper Income Tracts	2
Percentage of Upper Income Tracts	20.00%
Number of NA Income Tracts	0
Percentage of NA Income Tracts	0.00%

Panola, TEXAS

Census Tract	Tract Income Class	Minority Tract
--------------	--------------------	----------------

Panola, TEXAS

Census Tract	Tract Income Class	Minority Tract
48365950100	MIDDLE	NO
48365950200	MIDDLE	NO
48365950300	MIDDLE	NO
48365950401	NA	NO
48365950402	MIDDLE	NO
48365950500	MIDDLE	NO
48365950600	MIDDLE	NO

Summary Data: Panola

Number of Census Tracts	7
Number of Minority Tracts	0
Percentage of Minority Tracts	0.00%
Number of Low Income Tracts	0
Percentage of Low Income Tracts	0.00%
Number of Moderate Income Tracts	0
Percentage of Moderate Income Tracts	0.00%
Number of Middle Income Tracts	6
Percentage of Middle Income Tracts	85.71%
Number of Upper Income Tracts	0
Percentage of Upper Income Tracts	0.00%
Number of NA Income Tracts	1
Percentage of NA Income Tracts	14.29%

Parker, TEXAS

Census Tract	Tract Income Class	Minority Tract
48367140101	MODERATE	NO
48367140102	MODERATE	NO
48367140201	MODERATE	NO
48367140202	MIDDLE	NO
48367140300	MIDDLE	NO
48367140403	MIDDLE	NO
48367140408	MIDDLE	NO
48367140409	MODERATE	NO
48367140410	MIDDLE	NO
48367140411	UPPER	NO
48367140412	MIDDLE	NO
48367140413	MIDDLE	NO
48367140414	UPPER	NO
48367140415	UPPER	NO
48367140416	UPPER	NO
48367140502	UPPER	NO
48367140503	MODERATE	NO
48367140504	MIDDLE	NO
48367140601	UPPER	NO
48367140603	MIDDLE	NO
48367140604	MIDDLE	NO
48367140707	UPPER	NO
48367140708	UPPER	NO
48367140709	UPPER	NO
48367140710	UPPER	NO
48367140711	MIDDLE	NO
48367140712	UPPER	NO



Parker, TEXAS

Census Tract	Tract Income Class	Minority Tract
48367140713	UPPER	NO
48367140714	UPPER	NO

Summary Data: Parker

Number of Census Tracts	29
Number of Minority Tracts	0
Percentage of Minority Tracts	0.00%
Number of Low Income Tracts	0
Percentage of Low Income Tracts	0.00%
Number of Moderate Income Tracts	5
Percentage of Moderate Income Tracts	17.24%
Number of Middle Income Tracts	11
Percentage of Middle Income Tracts	37.93%
Number of Upper Income Tracts	13
Percentage of Upper Income Tracts	44.83%
Number of NA Income Tracts	0
Percentage of NA Income Tracts	0.00%

Parmer, TEXAS

Census Tract	Tract Income Class	Minority Tract
48369950200	MIDDLE	YES
48369950300	MIDDLE	YES

Parmer, TEXAS

Census Tract	Tract Income Class	Minority Tract
--------------	--------------------	----------------

Summary Data: Parmer

Number of Census Tracts	2
Number of Minority Tracts	2
Percentage of Minority Tracts	100.00%
Number of Low Income Tracts	0
Percentage of Low Income Tracts	0.00%
Number of Moderate Income Tracts	0
Percentage of Moderate Income Tracts	0.00%
Number of Middle Income Tracts	2
Percentage of Middle Income Tracts	100.00%
Number of Upper Income Tracts	0
Percentage of Upper Income Tracts	0.00%
Number of NA Income Tracts	0
Percentage of NA Income Tracts	0.00%

Pecos, TEXAS

Census Tract	Tract Income Class	Minority Tract
48371950100	UPPER	YES
48371950300	MODERATE	YES
48371950400	UPPER	YES
48371950500	MIDDLE	YES
48371980000	NA	YES

Pecos, TEXAS

Census Tract	Tract Income Class	Minority Tract
--------------	--------------------	----------------

Summary Data: Pecos

Number of Census Tracts	5
Number of Minority Tracts	5
Percentage of Minority Tracts	100.00%
Number of Low Income Tracts	0
Percentage of Low Income Tracts	0.00%
Number of Moderate Income Tracts	1
Percentage of Moderate Income Tracts	20.00%
Number of Middle Income Tracts	1
Percentage of Middle Income Tracts	20.00%
Number of Upper Income Tracts	2
Percentage of Upper Income Tracts	40.00%
Number of NA Income Tracts	1
Percentage of NA Income Tracts	20.00%

Polk, TEXAS

Census Tract	Tract Income Class	Minority Tract
48373210103	MIDDLE	NO
48373210104	MIDDLE	NO
48373210105	MIDDLE	NO
48373210106	UPPER	NO
48373210203	MODERATE	YES



Polk, TEXAS

Census Tract	Tract Income Class	Minority Tract
48373210204	MIDDLE	NO
48373210205	MIDDLE	NO
48373210206	MIDDLE	NO
48373210301	MIDDLE	NO
48373210302	MIDDLE	NO
48373210401	MIDDLE	YES
48373210402	MODERATE	NO
48373210500	MIDDLE	NO

Summary Data: Polk

Number of Census Tracts	13
Number of Minority Tracts	2
Percentage of Minority Tracts	15.38%
Number of Low Income Tracts	0
Percentage of Low Income Tracts	0.00%
Number of Moderate Income Tracts	2
Percentage of Moderate Income Tracts	15.38%
Number of Middle Income Tracts	10
Percentage of Middle Income Tracts	76.92%
Number of Upper Income Tracts	1
Percentage of Upper Income Tracts	7.69%
Number of NA Income Tracts	0
Percentage of NA Income Tracts	0.00%

Potter, TEXAS

Census Tract	Tract Income Class	Minority Tract
48375010100	UPPER	NO
48375010200	UPPER	NO
48375010300	LOW	YES
48375010400	UPPER	NO
48375010600	LOW	YES
48375010700	MODERATE	YES
48375011000	MIDDLE	YES
48375011500	MIDDLE	NO
48375011600	MIDDLE	YES
48375011700	MODERATE	NO
48375011800	MODERATE	NO
48375011900	LOW	NO
48375012000	LOW	YES
48375012200	MODERATE	YES
48375012600	MODERATE	YES
48375012800	LOW	YES
48375013000	MODERATE	YES
48375013200	UPPER	NO
48375013300	UPPER	NO
48375013400	MIDDLE	NO
48375013900	MODERATE	YES
48375014100	MODERATE	YES
48375014300	UPPER	NO
48375014401	MIDDLE	YES
48375014500	MODERATE	YES
48375014701	MIDDLE	NO
48375014702	MIDDLE	NO

Potter, TEXAS

Census Tract	Tract Income Class	Minority Tract
48375014800	MODERATE	YES
48375014900	MIDDLE	YES
48375015000	MODERATE	YES
48375015100	MIDDLE	NO
48375015200	MODERATE	NO
48375015300	MODERATE	YES
48375015400	MODERATE	YES
48375980000	NA	NO

Summary Data: Potter

Number of Census Tracts	35
Number of Minority Tracts	19
Percentage of Minority Tracts	54.29%
Number of Low Income Tracts	5
Percentage of Low Income Tracts	14.29%
Number of Moderate Income Tracts	14
Percentage of Moderate Income Tracts	40.00%
Number of Middle Income Tracts	9
Percentage of Middle Income Tracts	25.71%
Number of Upper Income Tracts	6
Percentage of Upper Income Tracts	17.14%
Number of NA Income Tracts	1
Percentage of NA Income Tracts	2.86%

Presidio, TEXAS

Census Tract	Tract Income Class	Minority Tract
48377950100	MIDDLE	YES
48377950200	LOW	YES

Summary Data: Presidio

Number of Census Tracts	2
Number of Minority Tracts	2
Percentage of Minority Tracts	100.00%
Number of Low Income Tracts	1
Percentage of Low Income Tracts	50.00%
Number of Moderate Income Tracts	0
Percentage of Moderate Income Tracts	0.00%
Number of Middle Income Tracts	1
Percentage of Middle Income Tracts	50.00%
Number of Upper Income Tracts	0
Percentage of Upper Income Tracts	0.00%
Number of NA Income Tracts	0
Percentage of NA Income Tracts	0.00%

Rains, TEXAS

Census Tract	Tract Income Class	Minority Tract
48379950101	UPPER	NO
48379950102	MIDDLE	NO
48379950200	MIDDLE	NO

Rains, TEXAS

Census Tract	Tract Income Class	Minority Tract
--------------	--------------------	----------------

Summary Data: Rains

Number of Census Tracts	3
Number of Minority Tracts	0
Percentage of Minority Tracts	0.00%
Number of Low Income Tracts	0
Percentage of Low Income Tracts	0.00%
Number of Moderate Income Tracts	0
Percentage of Moderate Income Tracts	0.00%
Number of Middle Income Tracts	2
Percentage of Middle Income Tracts	66.67%
Number of Upper Income Tracts	1
Percentage of Upper Income Tracts	33.33%
Number of NA Income Tracts	0
Percentage of NA Income Tracts	0.00%

Randall, TEXAS

Census Tract	Tract Income Class	Minority Tract
48381020100	UPPER	NO
48381020200	MIDDLE	NO
48381020300	MIDDLE	NO
48381020400	UPPER	NO
48381020500	MODERATE	NO

Randall, TEXAS

Census Tract	Tract Income Class	Minority Tract
48381020600	MIDDLE	YES
48381020800	MIDDLE	NO
48381020900	MODERATE	NO
48381021000	MIDDLE	NO
48381021101	MIDDLE	NO
48381021102	LOW	NO
48381021200	MIDDLE	NO
48381021300	MIDDLE	NO
48381021500	UPPER	NO
48381021602	UPPER	NO
48381021603	UPPER	NO
48381021604	UPPER	NO
48381021605	UPPER	NO
48381021606	UPPER	NO
48381021609	UPPER	NO
48381021610	UPPER	NO
48381021611	UPPER	NO
48381021702	UPPER	NO
48381021705	MODERATE	NO
48381021706	UPPER	NO
48381021707	UPPER	NO
48381021708	UPPER	NO
48381021802	MIDDLE	NO
48381021803	MIDDLE	NO
48381021804	MODERATE	NO
48381021900	UPPER	NO
48381022001	UPPER	NO



Randall, TEXAS

Census Tract	Tract Income Class	Minority Tract
48381022002	MIDDLE	YES

Summary Data: Randall

Number of Census Tracts	33
Number of Minority Tracts	2
Percentage of Minority Tracts	6.06%
Number of Low Income Tracts	1
Percentage of Low Income Tracts	3.03%
Number of Moderate Income Tracts	4
Percentage of Moderate Income Tracts	12.12%
Number of Middle Income Tracts	11
Percentage of Middle Income Tracts	33.33%
Number of Upper Income Tracts	17
Percentage of Upper Income Tracts	51.52%
Number of NA Income Tracts	0
Percentage of NA Income Tracts	0.00%

Reagan, TEXAS

Census Tract	Tract Income Class	Minority Tract
48383950100	MIDDLE	YES

Reagan, TEXAS

Census Tract	Tract Income Class	Minority Tract
--------------	--------------------	----------------

Summary Data: Reagan

Number of Census Tracts	1
Number of Minority Tracts	1
Percentage of Minority Tracts	100.00%
Number of Low Income Tracts	0
Percentage of Low Income Tracts	0.00%
Number of Moderate Income Tracts	0
Percentage of Moderate Income Tracts	0.00%
Number of Middle Income Tracts	1
Percentage of Middle Income Tracts	100.00%
Number of Upper Income Tracts	0
Percentage of Upper Income Tracts	0.00%
Number of NA Income Tracts	0
Percentage of NA Income Tracts	0.00%

Real, TEXAS

Census Tract	Tract Income Class	Minority Tract
48385950100	MIDDLE	NO

Real, TEXAS

Census Tract	Tract Income Class	Minority Tract
--------------	--------------------	----------------

Summary Data: Real

Number of Census Tracts	1
Number of Minority Tracts	0
Percentage of Minority Tracts	0.00%
Number of Low Income Tracts	0
Percentage of Low Income Tracts	0.00%
Number of Moderate Income Tracts	0
Percentage of Moderate Income Tracts	0.00%
Number of Middle Income Tracts	1
Percentage of Middle Income Tracts	100.00%
Number of Upper Income Tracts	0
Percentage of Upper Income Tracts	0.00%
Number of NA Income Tracts	0
Percentage of NA Income Tracts	0.00%

Red River, TEXAS

Census Tract	Tract Income Class	Minority Tract
48387950100	MIDDLE	NO
48387950501	MODERATE	YES
48387950502	MODERATE	NO
48387950600	MIDDLE	NO
48387950700	MIDDLE	NO



Red River, TEXAS

Census Tract	Tract Income Class	Minority Tract
Summary Data: Red River		
Number of Census Tracts		5
Number of Minority Tracts		1
Percentage of Minority Tracts		20.00%
Number of Low Income Tracts		0
Percentage of Low Income Tracts		0.00%
Number of Moderate Income Tracts		2
Percentage of Moderate Income Tracts		40.00%
Number of Middle Income Tracts		3
Percentage of Middle Income Tracts		60.00%
Number of Upper Income Tracts		0
Percentage of Upper Income Tracts		0.00%
Number of NA Income Tracts		0
Percentage of NA Income Tracts		0.00%

Reeves, TEXAS

Census Tract	Tract Income Class	Minority Tract
48389950200	MODERATE	YES
48389950300	MODERATE	YES
48389950400	UPPER	YES
48389950600	MODERATE	YES

Reeves, TEXAS

Census Tract	Tract Income Class	Minority Tract
Summary Data: Reeves		
Number of Census Tracts		4
Number of Minority Tracts		4
Percentage of Minority Tracts		100.00%
Number of Low Income Tracts		0
Percentage of Low Income Tracts		0.00%
Number of Moderate Income Tracts		3
Percentage of Moderate Income Tracts		75.00%
Number of Middle Income Tracts		0
Percentage of Middle Income Tracts		0.00%
Number of Upper Income Tracts		1
Percentage of Upper Income Tracts		25.00%
Number of NA Income Tracts		0
Percentage of NA Income Tracts		0.00%

Refugio, TEXAS

Census Tract	Tract Income Class	Minority Tract
48391950200	MIDDLE	YES
48391950400	MIDDLE	YES

Refugio, TEXAS

Census Tract	Tract Income Class	Minority Tract
Summary Data: Refugio		
Number of Census Tracts		2
Number of Minority Tracts		2
Percentage of Minority Tracts		100.00%
Number of Low Income Tracts		0
Percentage of Low Income Tracts		0.00%
Number of Moderate Income Tracts		0
Percentage of Moderate Income Tracts		0.00%
Number of Middle Income Tracts		2
Percentage of Middle Income Tracts		100.00%
Number of Upper Income Tracts		0
Percentage of Upper Income Tracts		0.00%
Number of NA Income Tracts		0
Percentage of NA Income Tracts		0.00%

Roberts, TEXAS

Census Tract	Tract Income Class	Minority Tract
48393950100	MIDDLE	NO



Roberts, TEXAS

Census Tract	Tract Income Class	Minority Tract
Summary Data: Roberts		
Number of Census Tracts		1
Number of Minority Tracts		0
Percentage of Minority Tracts		0.00%
Number of Low Income Tracts		0
Percentage of Low Income Tracts		0.00%
Number of Moderate Income Tracts		0
Percentage of Moderate Income Tracts		0.00%
Number of Middle Income Tracts		1
Percentage of Middle Income Tracts		100.00%
Number of Upper Income Tracts		0
Percentage of Upper Income Tracts		0.00%
Number of NA Income Tracts		0
Percentage of NA Income Tracts		0.00%

Robertson, TEXAS

Census Tract	Tract Income Class	Minority Tract
48395960100	MIDDLE	NO
48395960200	MIDDLE	YES
48395960300	MIDDLE	NO
48395960400	MIDDLE	NO
48395960501	MODERATE	YES

Robertson, TEXAS

Census Tract	Tract Income Class	Minority Tract
48395960502	MIDDLE	YES
Summary Data: Robertson		
Number of Census Tracts		6
Number of Minority Tracts		3
Percentage of Minority Tracts		50.00%
Number of Low Income Tracts		0
Percentage of Low Income Tracts		0.00%
Number of Moderate Income Tracts		1
Percentage of Moderate Income Tracts		16.67%
Number of Middle Income Tracts		5
Percentage of Middle Income Tracts		83.33%
Number of Upper Income Tracts		0
Percentage of Upper Income Tracts		0.00%
Number of NA Income Tracts		0
Percentage of NA Income Tracts		0.00%

Rockwall, TEXAS

Census Tract	Tract Income Class	Minority Tract
48397040101	UPPER	NO
48397040103	UPPER	NO
48397040104	MIDDLE	NO
48397040201	UPPER	NO

Rockwall, TEXAS

Census Tract	Tract Income Class	Minority Tract
48397040202	UPPER	NO
48397040203	UPPER	NO
48397040301	MIDDLE	NO
48397040303	UPPER	NO
48397040304	MIDDLE	NO
48397040305	MIDDLE	NO
48397040403	MODERATE	NO
48397040404	MIDDLE	NO
48397040405	MODERATE	YES
48397040406	UPPER	NO
48397040407	UPPER	NO
48397040408	UPPER	NO
48397040409	UPPER	NO
48397040410	MIDDLE	NO
48397040411	UPPER	NO
48397040412	UPPER	NO
48397040503	MIDDLE	YES
48397040507	UPPER	NO
48397040508	UPPER	NO
48397040509	UPPER	NO
48397040510	UPPER	NO
48397040511	UPPER	NO
48397040512	MIDDLE	NO
48397040513	UPPER	NO
48397040514	UPPER	NO



Rockwall, TEXAS		
Census Tract	Tract Income Class	Minority Tract
Summary Data: Rockwall		
Number of Census Tracts		29
Number of Minority Tracts		2
Percentage of Minority Tracts		6.90%
Number of Low Income Tracts		0
Percentage of Low Income Tracts		0.00%
Number of Moderate Income Tracts		2
Percentage of Moderate Income Tracts		6.90%
Number of Middle Income Tracts		8
Percentage of Middle Income Tracts		27.59%
Number of Upper Income Tracts		19
Percentage of Upper Income Tracts		65.52%
Number of NA Income Tracts		0
Percentage of NA Income Tracts		0.00%

Runnels, TEXAS		
Census Tract	Tract Income Class	Minority Tract
48399950100	MIDDLE	NO
48399950200	MODERATE	YES
48399950500	MIDDLE	NO
48399950600	MIDDLE	NO

Runnels, TEXAS		
Census Tract	Tract Income Class	Minority Tract
Summary Data: Runnels		
Number of Census Tracts		4
Number of Minority Tracts		1
Percentage of Minority Tracts		25.00%
Number of Low Income Tracts		0
Percentage of Low Income Tracts		0.00%
Number of Moderate Income Tracts		1
Percentage of Moderate Income Tracts		25.00%
Number of Middle Income Tracts		3
Percentage of Middle Income Tracts		75.00%
Number of Upper Income Tracts		0
Percentage of Upper Income Tracts		0.00%
Number of NA Income Tracts		0
Percentage of NA Income Tracts		0.00%

Rusk, TEXAS		
Census Tract	Tract Income Class	Minority Tract
48401950101	UPPER	NO
48401950102	UPPER	NO
48401950200	MIDDLE	NO
48401950300	MIDDLE	NO
48401950400	MIDDLE	NO

Rusk, TEXAS		
Census Tract	Tract Income Class	Minority Tract
48401950501	MIDDLE	NO
48401950502	MIDDLE	NO
48401950600	MIDDLE	NO
48401950700	MODERATE	YES
48401950800	MIDDLE	YES
48401950900	MIDDLE	NO
48401951000	MODERATE	NO
48401951100	MIDDLE	NO
48401951200	MIDDLE	NO
Summary Data: Rusk		
Number of Census Tracts		14
Number of Minority Tracts		2
Percentage of Minority Tracts		14.29%
Number of Low Income Tracts		0
Percentage of Low Income Tracts		0.00%
Number of Moderate Income Tracts		2
Percentage of Moderate Income Tracts		14.29%
Number of Middle Income Tracts		10
Percentage of Middle Income Tracts		71.43%
Number of Upper Income Tracts		2
Percentage of Upper Income Tracts		14.29%
Number of NA Income Tracts		0
Percentage of NA Income Tracts		0.00%



Sabine, TEXAS

Census Tract	Tract Income Class	Minority Tract
48403950100	MIDDLE	NO
48403950200	MIDDLE	NO
48403950300	MIDDLE	NO

Summary Data: Sabine

Number of Census Tracts	3
Number of Minority Tracts	0
Percentage of Minority Tracts	0.00%
Number of Low Income Tracts	0
Percentage of Low Income Tracts	0.00%
Number of Moderate Income Tracts	0
Percentage of Moderate Income Tracts	0.00%
Number of Middle Income Tracts	3
Percentage of Middle Income Tracts	100.00%
Number of Upper Income Tracts	0
Percentage of Upper Income Tracts	0.00%
Number of NA Income Tracts	0
Percentage of NA Income Tracts	0.00%

San Augustine, TEXAS

Census Tract	Tract Income Class	Minority Tract
48405950100	MODERATE	NO
48405950200	MODERATE	YES

San Augustine, TEXAS

Census Tract	Tract Income Class	Minority Tract
48405950300	MIDDLE	NO

Summary Data: San Augustine

Number of Census Tracts	3
Number of Minority Tracts	1
Percentage of Minority Tracts	33.33%
Number of Low Income Tracts	0
Percentage of Low Income Tracts	0.00%
Number of Moderate Income Tracts	2
Percentage of Moderate Income Tracts	66.67%
Number of Middle Income Tracts	1
Percentage of Middle Income Tracts	33.33%
Number of Upper Income Tracts	0
Percentage of Upper Income Tracts	0.00%
Number of NA Income Tracts	0
Percentage of NA Income Tracts	0.00%

San Jacinto, TEXAS

Census Tract	Tract Income Class	Minority Tract
48407200103	UPPER	NO
48407200104	MODERATE	NO
48407200105	MODERATE	NO
48407200106	MIDDLE	NO

San Jacinto, TEXAS

Census Tract	Tract Income Class	Minority Tract
48407200107	MIDDLE	NO
48407200201	MIDDLE	NO
48407200202	MIDDLE	NO
48407200301	MIDDLE	NO
48407200302	MIDDLE	NO

Summary Data: San Jacinto

Number of Census Tracts	9
Number of Minority Tracts	0
Percentage of Minority Tracts	0.00%
Number of Low Income Tracts	0
Percentage of Low Income Tracts	0.00%
Number of Moderate Income Tracts	2
Percentage of Moderate Income Tracts	22.22%
Number of Middle Income Tracts	6
Percentage of Middle Income Tracts	66.67%
Number of Upper Income Tracts	1
Percentage of Upper Income Tracts	11.11%
Number of NA Income Tracts	0
Percentage of NA Income Tracts	0.00%

San Patricio, TEXAS

Census Tract	Tract Income Class	Minority Tract
--------------	--------------------	----------------

San Patricio, TEXAS

Census Tract	Tract Income Class	Minority Tract
48409010201	MIDDLE	NO
48409010202	MIDDLE	YES
48409010301	MIDDLE	YES
48409010302	MIDDLE	YES
48409010500	MODERATE	YES
48409010601	MIDDLE	YES
48409010602	MIDDLE	YES
48409010603	UPPER	NO
48409010604	UPPER	NO
48409010700	UPPER	YES
48409010800	MODERATE	YES
48409010900	UPPER	YES
48409011000	MODERATE	YES
48409011100	MODERATE	YES
48409011200	MIDDLE	YES
48409011300	MODERATE	YES

San Patricio, TEXAS

Census Tract	Tract Income Class	Minority Tract
Summary Data: San Patricio		
Number of Census Tracts		16
Number of Minority Tracts		13
Percentage of Minority Tracts		81.25%
Number of Low Income Tracts		0
Percentage of Low Income Tracts		0.00%
Number of Moderate Income Tracts		5
Percentage of Moderate Income Tracts		31.25%
Number of Middle Income Tracts		7
Percentage of Middle Income Tracts		43.75%
Number of Upper Income Tracts		4
Percentage of Upper Income Tracts		25.00%
Number of NA Income Tracts		0
Percentage of NA Income Tracts		0.00%

San Saba, TEXAS

Census Tract	Tract Income Class	Minority Tract
Summary Data: San Saba		
Number of Census Tracts		2
Number of Minority Tracts		0
Percentage of Minority Tracts		0.00%
Number of Low Income Tracts		0
Percentage of Low Income Tracts		0.00%
Number of Moderate Income Tracts		0
Percentage of Moderate Income Tracts		0.00%
Number of Middle Income Tracts		2
Percentage of Middle Income Tracts		100.00%
Number of Upper Income Tracts		0
Percentage of Upper Income Tracts		0.00%
Number of NA Income Tracts		0
Percentage of NA Income Tracts		0.00%

San Saba, TEXAS

Census Tract	Tract Income Class	Minority Tract
48411950100	MIDDLE	NO
48411950200	MIDDLE	NO

Schleicher, TEXAS

Census Tract	Tract Income Class	Minority Tract
48413950300	MIDDLE	YES



Schleicher, TEXAS

Census Tract	Tract Income Class	Minority Tract
Summary Data: Schleicher		
Number of Census Tracts		1
Number of Minority Tracts		1
Percentage of Minority Tracts		100.00%
Number of Low Income Tracts		0
Percentage of Low Income Tracts		0.00%
Number of Moderate Income Tracts		0
Percentage of Moderate Income Tracts		0.00%
Number of Middle Income Tracts		1
Percentage of Middle Income Tracts		100.00%
Number of Upper Income Tracts		0
Percentage of Upper Income Tracts		0.00%
Number of NA Income Tracts		0
Percentage of NA Income Tracts		0.00%

Scurry, TEXAS

Census Tract	Tract Income Class	Minority Tract
48415950100	MIDDLE	YES
48415950200	UPPER	NO
48415950300	UPPER	NO
48415950600	MIDDLE	YES

Scurry, TEXAS

Census Tract	Tract Income Class	Minority Tract
Summary Data: Scurry		
Number of Census Tracts		4
Number of Minority Tracts		2
Percentage of Minority Tracts		50.00%
Number of Low Income Tracts		0
Percentage of Low Income Tracts		0.00%
Number of Moderate Income Tracts		0
Percentage of Moderate Income Tracts		0.00%
Number of Middle Income Tracts		2
Percentage of Middle Income Tracts		50.00%
Number of Upper Income Tracts		2
Percentage of Upper Income Tracts		50.00%
Number of NA Income Tracts		0
Percentage of NA Income Tracts		0.00%

Shackelford, TEXAS

Census Tract	Tract Income Class	Minority Tract
48417950300	MIDDLE	NO

Shackelford, TEXAS

Census Tract	Tract Income Class	Minority Tract
Summary Data: Shackelford		
Number of Census Tracts		1
Number of Minority Tracts		0
Percentage of Minority Tracts		0.00%
Number of Low Income Tracts		0
Percentage of Low Income Tracts		0.00%
Number of Moderate Income Tracts		0
Percentage of Moderate Income Tracts		0.00%
Number of Middle Income Tracts		1
Percentage of Middle Income Tracts		100.00%
Number of Upper Income Tracts		0
Percentage of Upper Income Tracts		0.00%
Number of NA Income Tracts		0
Percentage of NA Income Tracts		0.00%

Shelby, TEXAS

Census Tract	Tract Income Class	Minority Tract
48419950100	MODERATE	NO
48419950200	MIDDLE	NO
48419950300	MIDDLE	NO
48419950401	MODERATE	YES
48419950402	MODERATE	YES



Shelby, TEXAS

Census Tract	Tract Income Class	Minority Tract
48419950500	MIDDLE	NO
48419950600	MIDDLE	NO

Summary Data: Shelby

Number of Census Tracts	7
Number of Minority Tracts	2
Percentage of Minority Tracts	28.57%
Number of Low Income Tracts	0
Percentage of Low Income Tracts	0.00%
Number of Moderate Income Tracts	3
Percentage of Moderate Income Tracts	42.86%
Number of Middle Income Tracts	4
Percentage of Middle Income Tracts	57.14%
Number of Upper Income Tracts	0
Percentage of Upper Income Tracts	0.00%
Number of NA Income Tracts	0
Percentage of NA Income Tracts	0.00%

Sherman, TEXAS

Census Tract	Tract Income Class	Minority Tract
48421950200	MIDDLE	YES

Sherman, TEXAS

Census Tract	Tract Income Class	Minority Tract
--------------	--------------------	----------------

Summary Data: Sherman

Number of Census Tracts	1
Number of Minority Tracts	1
Percentage of Minority Tracts	100.00%
Number of Low Income Tracts	0
Percentage of Low Income Tracts	0.00%
Number of Moderate Income Tracts	0
Percentage of Moderate Income Tracts	0.00%
Number of Middle Income Tracts	1
Percentage of Middle Income Tracts	100.00%
Number of Upper Income Tracts	0
Percentage of Upper Income Tracts	0.00%
Number of NA Income Tracts	0
Percentage of NA Income Tracts	0.00%

Smith, TEXAS

Census Tract	Tract Income Class	Minority Tract
48423000100	MODERATE	YES
48423000201	MODERATE	YES
48423000202	MODERATE	YES
48423000300	MODERATE	YES
48423000400	MODERATE	YES

Smith, TEXAS

Census Tract	Tract Income Class	Minority Tract
48423000500	MODERATE	YES
48423000600	MODERATE	YES
48423000700	LOW	YES
48423000800	MIDDLE	YES
48423000900	MODERATE	YES
48423001000	MIDDLE	NO
48423001101	MIDDLE	NO
48423001102	UPPER	NO
48423001200	MIDDLE	NO
48423001300	MIDDLE	NO
48423001404	UPPER	NO
48423001405	MODERATE	NO
48423001406	UPPER	NO
48423001407	MIDDLE	NO
48423001408	MIDDLE	NO
48423001501	NA	NO
48423001502	MIDDLE	NO
48423001602	MIDDLE	NO
48423001605	UPPER	YES
48423001606	MODERATE	YES
48423001607	MIDDLE	YES
48423001608	MODERATE	YES
48423001701	MODERATE	YES
48423001702	MIDDLE	YES
48423001803	UPPER	NO
48423001804	MIDDLE	YES
48423001805	MIDDLE	NO



Smith, TEXAS

Census Tract	Tract Income Class	Minority Tract
48423001806	MIDDLE	NO
48423001807	MIDDLE	NO
48423001906	UPPER	NO
48423001909	UPPER	NO
48423001910	MODERATE	NO
48423001911	MODERATE	NO
48423001912	MIDDLE	NO
48423001913	UPPER	NO
48423001914	MIDDLE	NO
48423001915	UPPER	NO
48423001916	UPPER	NO
48423001917	MIDDLE	NO
48423002003	MODERATE	YES
48423002004	MIDDLE	NO
48423002006	UPPER	NO
48423002009	MIDDLE	NO
48423002010	MIDDLE	NO
48423002011	MIDDLE	NO
48423002012	UPPER	NO
48423002013	UPPER	NO
48423002101	MODERATE	NO
48423002102	UPPER	NO
48423002200	MIDDLE	NO
48423980000	NA	NO

Smith, TEXAS

Census Tract	Tract Income Class	Minority Tract
Summary Data: Smith		
Number of Census Tracts		56
Number of Minority Tracts		18
Percentage of Minority Tracts		32.14%
Number of Low Income Tracts		1
Percentage of Low Income Tracts		1.79%
Number of Moderate Income Tracts		16
Percentage of Moderate Income Tracts		28.57%
Number of Middle Income Tracts		23
Percentage of Middle Income Tracts		41.07%
Number of Upper Income Tracts		14
Percentage of Upper Income Tracts		25.00%
Number of NA Income Tracts		2
Percentage of NA Income Tracts		3.57%

Somervell, TEXAS

Census Tract	Tract Income Class	Minority Tract
48425000101	MIDDLE	NO
48425000102	UPPER	NO
48425000200	UPPER	NO

Somervell, TEXAS

Census Tract	Tract Income Class	Minority Tract
Summary Data: Somervell		
Number of Census Tracts		3
Number of Minority Tracts		0
Percentage of Minority Tracts		0.00%
Number of Low Income Tracts		0
Percentage of Low Income Tracts		0.00%
Number of Moderate Income Tracts		0
Percentage of Moderate Income Tracts		0.00%
Number of Middle Income Tracts		1
Percentage of Middle Income Tracts		33.33%
Number of Upper Income Tracts		2
Percentage of Upper Income Tracts		66.67%
Number of NA Income Tracts		0
Percentage of NA Income Tracts		0.00%

Starr, TEXAS

Census Tract	Tract Income Class	Minority Tract
48427950101	MODERATE	YES
48427950104	MIDDLE	YES
48427950105	MODERATE	YES
48427950106	MODERATE	YES
48427950107	MODERATE	YES



Starr, TEXAS

Census Tract	Tract Income Class	Minority Tract
48427950108	MIDDLE	YES
48427950202	MODERATE	YES
48427950203	LOW	YES
48427950204	LOW	YES
48427950402	LOW	YES
48427950403	MIDDLE	YES
48427950404	MODERATE	YES
48427950500	LOW	YES
48427950601	LOW	YES
48427950602	MODERATE	YES
48427950701	LOW	YES
48427950702	LOW	YES

Starr, TEXAS

Census Tract	Tract Income Class	Minority Tract
Summary Data: Starr		
Number of Census Tracts		17
Number of Minority Tracts		17
Percentage of Minority Tracts		100.00%
Number of Low Income Tracts		7
Percentage of Low Income Tracts		41.18%
Number of Moderate Income Tracts		7
Percentage of Moderate Income Tracts		41.18%
Number of Middle Income Tracts		3
Percentage of Middle Income Tracts		17.65%
Number of Upper Income Tracts		0
Percentage of Upper Income Tracts		0.00%
Number of NA Income Tracts		0
Percentage of NA Income Tracts		0.00%

Stephens, TEXAS


Census Tract	Tract Income Class	Minority Tract
48429950200	MIDDLE	NO
48429950300	MIDDLE	NO
48429950500	MIDDLE	NO

Stephens, TEXAS

Census Tract	Tract Income Class	Minority Tract
Summary Data: Stephens		
Number of Census Tracts		3
Number of Minority Tracts		0
Percentage of Minority Tracts		0.00%
Number of Low Income Tracts		0
Percentage of Low Income Tracts		0.00%
Number of Moderate Income Tracts		0
Percentage of Moderate Income Tracts		0.00%
Number of Middle Income Tracts		3
Percentage of Middle Income Tracts		100.00%
Number of Upper Income Tracts		0
Percentage of Upper Income Tracts		0.00%
Number of NA Income Tracts		0
Percentage of NA Income Tracts		0.00%

Sterling, TEXAS

Census Tract	Tract Income Class	Minority Tract
48431950100	MIDDLE	NO



Sterling, TEXAS

Census Tract	Tract Income Class	Minority Tract
Summary Data: Sterling		
Number of Census Tracts		1
Number of Minority Tracts		0
Percentage of Minority Tracts		0.00%
Number of Low Income Tracts		0
Percentage of Low Income Tracts		0.00%
Number of Moderate Income Tracts		0
Percentage of Moderate Income Tracts		0.00%
Number of Middle Income Tracts		1
Percentage of Middle Income Tracts		100.00%
Number of Upper Income Tracts		0
Percentage of Upper Income Tracts		0.00%
Number of NA Income Tracts		0
Percentage of NA Income Tracts		0.00%

Stonewall, TEXAS

Census Tract	Tract Income Class	Minority Tract
48433950300	MIDDLE	NO

Stonewall, TEXAS

Census Tract	Tract Income Class	Minority Tract
Summary Data: Stonewall		
Number of Census Tracts		1
Number of Minority Tracts		0
Percentage of Minority Tracts		0.00%
Number of Low Income Tracts		0
Percentage of Low Income Tracts		0.00%
Number of Moderate Income Tracts		0
Percentage of Moderate Income Tracts		0.00%
Number of Middle Income Tracts		1
Percentage of Middle Income Tracts		100.00%
Number of Upper Income Tracts		0
Percentage of Upper Income Tracts		0.00%
Number of NA Income Tracts		0
Percentage of NA Income Tracts		0.00%

Sutton, TEXAS


Census Tract	Tract Income Class	Minority Tract
48435950300	MIDDLE	YES

Sutton, TEXAS

Census Tract	Tract Income Class	Minority Tract
Summary Data: Sutton		
Number of Census Tracts		1
Number of Minority Tracts		1
Percentage of Minority Tracts		100.00%
Number of Low Income Tracts		0
Percentage of Low Income Tracts		0.00%
Number of Moderate Income Tracts		0
Percentage of Moderate Income Tracts		0.00%
Number of Middle Income Tracts		1
Percentage of Middle Income Tracts		100.00%
Number of Upper Income Tracts		0
Percentage of Upper Income Tracts		0.00%
Number of NA Income Tracts		0
Percentage of NA Income Tracts		0.00%

Swisher, TEXAS

Census Tract	Tract Income Class	Minority Tract
48437950200	MIDDLE	NO
48437950300	MODERATE	YES
48437950400	MODERATE	YES



Swisher, TEXAS

Census Tract	Tract Income Class	Minority Tract
Summary Data: Swisher		
Number of Census Tracts		3
Number of Minority Tracts		2
Percentage of Minority Tracts		66.67%
Number of Low Income Tracts		0
Percentage of Low Income Tracts		0.00%
Number of Moderate Income Tracts		2
Percentage of Moderate Income Tracts		66.67%
Number of Middle Income Tracts		1
Percentage of Middle Income Tracts		33.33%
Number of Upper Income Tracts		0
Percentage of Upper Income Tracts		0.00%
Number of NA Income Tracts		0
Percentage of NA Income Tracts		0.00%

Tarrant, TEXAS

Census Tract	Tract Income Class	Minority Tract
48439100101	MODERATE	YES
48439100102	MODERATE	YES
48439100201	LOW	YES
48439100202	MODERATE	YES
48439100300	MODERATE	YES

Tarrant, TEXAS

Census Tract	Tract Income Class	Minority Tract
48439100401	MODERATE	YES
48439100402	MODERATE	YES
48439100503	MODERATE	YES
48439100504	MODERATE	YES
48439100505	MODERATE	YES
48439100506	MODERATE	YES
48439100601	MIDDLE	NO
48439100602	MODERATE	YES
48439100700	MODERATE	YES
48439100800	MODERATE	YES
48439100900	MODERATE	YES
48439101201	MODERATE	YES
48439101202	MODERATE	YES
48439101301	MIDDLE	YES
48439101302	MODERATE	YES
48439101401	MIDDLE	YES
48439101402	MODERATE	YES
48439101403	LOW	YES
48439101500	MODERATE	YES
48439101700	LOW	YES
48439102000	UPPER	NO
48439102101	UPPER	NO
48439102102	UPPER	NO
48439102201	UPPER	NO
48439102202	UPPER	NO
48439102301	MODERATE	YES
48439102302	MODERATE	YES

Tarrant, TEXAS

Census Tract	Tract Income Class	Minority Tract
48439102401	MIDDLE	NO
48439102402	UPPER	NO
48439102500	MODERATE	YES
48439102601	MODERATE	YES
48439102602	MIDDLE	YES
48439102700	MIDDLE	NO
48439103500	MODERATE	YES
48439103601	LOW	YES
48439103602	MODERATE	YES
48439103701	MODERATE	YES
48439103702	LOW	YES
48439103800	LOW	YES
48439104100	UPPER	NO
48439104202	UPPER	NO
48439104203	UPPER	YES
48439104204	UPPER	NO
48439104301	MIDDLE	NO
48439104302	UPPER	NO
48439104400	MIDDLE	YES
48439104502	MODERATE	YES
48439104503	MODERATE	YES
48439104504	MODERATE	YES
48439104505	LOW	YES
48439104601	MODERATE	YES
48439104602	MODERATE	YES
48439104603	MODERATE	YES
48439104604	MODERATE	YES



Tarrant, TEXAS

Census Tract	Tract Income Class	Minority Tract
48439104605	LOW	YES
48439104701	MODERATE	YES
48439104702	LOW	YES
48439104802	MODERATE	YES
48439104803	LOW	YES
48439104804	MODERATE	YES
48439104900	MODERATE	YES
48439105007	MIDDLE	YES
48439105008	MODERATE	YES
48439105009	MODERATE	YES
48439105201	LOW	YES
48439105203	MODERATE	NO
48439105204	LOW	YES
48439105206	LOW	YES
48439105207	LOW	YES
48439105403	UPPER	NO
48439105404	UPPER	NO
48439105405	UPPER	NO
48439105407	MIDDLE	NO
48439105408	UPPER	NO
48439105502	MIDDLE	YES
48439105503	MIDDLE	NO
48439105505	MIDDLE	YES
48439105511	MODERATE	YES
48439105512	MIDDLE	YES
48439105513	LOW	YES
48439105514	MODERATE	YES

Tarrant, TEXAS

Census Tract	Tract Income Class	Minority Tract
48439105515	MIDDLE	YES
48439105516	MIDDLE	YES
48439105517	MODERATE	YES
48439105518	MIDDLE	NO
48439105519	UPPER	NO
48439105520	UPPER	NO
48439105600	MIDDLE	YES
48439105701	MIDDLE	YES
48439105703	MIDDLE	YES
48439105705	MODERATE	YES
48439105706	MODERATE	YES
48439105800	MODERATE	YES
48439105901	MODERATE	YES
48439105902	LOW	YES
48439106002	MODERATE	YES
48439106004	MODERATE	YES
48439106005	MIDDLE	YES
48439106006	MODERATE	YES
48439106101	MODERATE	YES
48439106102	LOW	YES
48439106201	MODERATE	YES
48439106202	LOW	YES
48439106300	MODERATE	YES
48439106400	MODERATE	YES
48439106502	MODERATE	YES
48439106503	MODERATE	YES
48439106507	MODERATE	NO

Tarrant, TEXAS

Census Tract	Tract Income Class	Minority Tract
48439106509	UPPER	YES
48439106512	MIDDLE	YES
48439106513	MODERATE	YES
48439106514	MIDDLE	YES
48439106515	MODERATE	YES
48439106518	MODERATE	YES
48439106519	NA	YES
48439106520	MODERATE	YES
48439106521	MIDDLE	YES
48439106522	MODERATE	YES
48439106523	MODERATE	YES
48439106524	MIDDLE	YES
48439106525	UPPER	YES
48439106526	UPPER	YES
48439106600	LOW	YES
48439106700	MIDDLE	NO
48439110102	MODERATE	YES
48439110103	MODERATE	YES
48439110104	MIDDLE	YES
48439110202	MODERATE	YES
48439110204	MODERATE	YES
48439110205	MIDDLE	YES
48439110206	MODERATE	YES
48439110301	MODERATE	YES
48439110302	MODERATE	YES
48439110401	MIDDLE	NO
48439110402	MODERATE	YES



Tarrant, TEXAS		
Census Tract	Tract Income Class	Minority Tract
48439110500	MODERATE	YES
48439110600	MODERATE	NO
48439110703	MODERATE	NO
48439110704	MIDDLE	NO
48439110705	MIDDLE	NO
48439110706	MODERATE	YES
48439110805	MIDDLE	NO
48439110806	UPPER	NO
48439110807	MIDDLE	NO
48439110808	UPPER	NO
48439110809	UPPER	NO
48439110901	UPPER	NO
48439110903	UPPER	NO
48439110905	UPPER	NO
48439110906	MIDDLE	NO
48439110907	UPPER	NO
48439111003	MIDDLE	YES
48439111010	MIDDLE	NO
48439111015	MODERATE	NO
48439111018	UPPER	NO
48439111019	MODERATE	YES
48439111020	MODERATE	YES
48439111021	MIDDLE	YES
48439111022	MIDDLE	YES
48439111023	MIDDLE	YES
48439111024	MIDDLE	YES
48439111025	MIDDLE	YES

Tarrant, TEXAS		
Census Tract	Tract Income Class	Minority Tract
48439111026	MODERATE	YES
48439111027	MIDDLE	YES
48439111028	MIDDLE	YES
48439111029	MIDDLE	NO
48439111030	MIDDLE	NO
48439111031	UPPER	YES
48439111032	UPPER	YES
48439111033	UPPER	YES
48439111102	MODERATE	YES
48439111103	MODERATE	YES
48439111104	MODERATE	YES
48439111202	MODERATE	YES
48439111203	MIDDLE	YES
48439111204	MIDDLE	NO
48439111304	UPPER	NO
48439111306	MIDDLE	YES
48439111307	MODERATE	YES
48439111308	MIDDLE	NO
48439111309	MIDDLE	YES
48439111311	UPPER	NO
48439111312	UPPER	NO
48439111314	UPPER	YES
48439111315	MIDDLE	YES
48439111316	MIDDLE	YES
48439111317	UPPER	NO
48439111318	MIDDLE	NO
48439111319	UPPER	YES

Tarrant, TEXAS		
Census Tract	Tract Income Class	Minority Tract
48439111320	UPPER	YES
48439111402	MIDDLE	NO
48439111405	MODERATE	NO
48439111406	UPPER	NO
48439111407	UPPER	NO
48439111408	UPPER	NO
48439111409	UPPER	NO
48439111410	MODERATE	YES
48439111411	UPPER	NO
48439111505	MIDDLE	NO
48439111506	MIDDLE	NO
48439111513	MIDDLE	YES
48439111514	MIDDLE	YES
48439111516	MIDDLE	YES
48439111522	MODERATE	YES
48439111525	MIDDLE	YES
48439111526	MIDDLE	YES
48439111529	UPPER	NO
48439111530	UPPER	NO
48439111531	MIDDLE	NO
48439111532	MIDDLE	NO
48439111533	UPPER	NO
48439111534	MIDDLE	NO
48439111536	MODERATE	YES
48439111538	MIDDLE	YES
48439111540	MIDDLE	YES
48439111541	MIDDLE	YES



Tarrant, TEXAS

Census Tract	Tract Income Class	Minority Tract
48439111542	UPPER	YES
48439111543	MIDDLE	YES
48439111544	MIDDLE	YES
48439111545	UPPER	NO
48439111546	UPPER	NO
48439111551	UPPER	YES
48439111552	MIDDLE	NO
48439111553	MODERATE	YES
48439111554	UPPER	YES
48439111555	UPPER	YES
48439111556	MODERATE	YES
48439111557	MODERATE	YES
48439111558	MODERATE	YES
48439111559	LOW	YES
48439111560	MIDDLE	YES
48439111561	MIDDLE	YES
48439111562	UPPER	YES
48439111563	UPPER	YES
48439111564	MIDDLE	YES
48439111565	UPPER	YES
48439111566	UPPER	YES
48439111567	MIDDLE	YES
48439111568	MIDDLE	YES
48439111569	MODERATE	YES
48439111570	MODERATE	YES
48439111571	MODERATE	YES
48439111572	UPPER	YES

Tarrant, TEXAS

Census Tract	Tract Income Class	Minority Tract
48439113003	UPPER	YES
48439113004	UPPER	NO
48439113005	MODERATE	YES
48439113006	MODERATE	YES
48439113007	MODERATE	YES
48439113102	UPPER	YES
48439113104	MODERATE	YES
48439113107	UPPER	NO
48439113108	UPPER	NO
48439113109	MIDDLE	YES
48439113110	MODERATE	YES
48439113112	UPPER	NO
48439113115	MODERATE	YES
48439113116	MODERATE	YES
48439113117	LOW	YES
48439113118	MODERATE	YES
48439113119	MIDDLE	YES
48439113120	UPPER	YES
48439113121	NA	YES
48439113122	MIDDLE	YES
48439113206	MODERATE	NO
48439113207	UPPER	NO
48439113210	UPPER	NO
48439113212	UPPER	NO
48439113213	MODERATE	NO
48439113214	MIDDLE	NO
48439113215	MIDDLE	NO

Tarrant, TEXAS

Census Tract	Tract Income Class	Minority Tract
48439113216	MIDDLE	NO
48439113217	MIDDLE	NO
48439113218	UPPER	NO
48439113221	MIDDLE	NO
48439113222	MODERATE	YES
48439113223	MODERATE	NO
48439113301	MIDDLE	NO
48439113302	MODERATE	NO
48439113403	MIDDLE	NO
48439113404	MODERATE	NO
48439113407	MODERATE	YES
48439113408	MIDDLE	NO
48439113409	MIDDLE	NO
48439113410	MODERATE	YES
48439113509	MODERATE	YES
48439113510	MIDDLE	YES
48439113511	MIDDLE	YES
48439113512	MIDDLE	NO
48439113513	MIDDLE	YES
48439113514	MODERATE	YES
48439113516	MIDDLE	NO
48439113517	MIDDLE	YES
48439113519	MIDDLE	NO
48439113520	UPPER	YES
48439113521	MODERATE	YES
48439113522	MODERATE	YES
48439113607	MIDDLE	YES



Tarrant, TEXAS		
Census Tract	Tract Income Class	Minority Tract
48439113611	UPPER	NO
48439113612	UPPER	NO
48439113613	UPPER	NO
48439113618	MIDDLE	NO
48439113619	MODERATE	YES
48439113622	UPPER	NO
48439113623	UPPER	NO
48439113624	UPPER	NO
48439113625	UPPER	NO
48439113626	UPPER	NO
48439113628	MIDDLE	YES
48439113629	UPPER	NO
48439113630	MODERATE	NO
48439113632	UPPER	NO
48439113633	UPPER	NO
48439113634	UPPER	NO
48439113635	MIDDLE	YES
48439113636	MODERATE	NO
48439113637	MIDDLE	NO
48439113638	MIDDLE	NO
48439113639	UPPER	NO
48439113640	UPPER	NO
48439113707	UPPER	NO
48439113709	UPPER	NO
48439113710	MIDDLE	NO
48439113711	UPPER	NO
48439113712	UPPER	NO

Tarrant, TEXAS		
Census Tract	Tract Income Class	Minority Tract
48439113713	MODERATE	YES
48439113714	UPPER	NO
48439113715	UPPER	NO
48439113716	UPPER	NO
48439113803	MIDDLE	NO
48439113808	MIDDLE	NO
48439113809	MIDDLE	NO
48439113810	MIDDLE	NO
48439113811	MIDDLE	YES
48439113812	UPPER	NO
48439113813	UPPER	NO
48439113814	UPPER	NO
48439113815	UPPER	NO
48439113816	UPPER	NO
48439113906	UPPER	NO
48439113908	UPPER	NO
48439113912	UPPER	NO
48439113916	MIDDLE	YES
48439113917	MIDDLE	YES
48439113918	MODERATE	YES
48439113919	UPPER	NO
48439113920	UPPER	NO
48439113923	MIDDLE	YES
48439113924	MIDDLE	YES
48439113925	MIDDLE	NO
48439113930	MIDDLE	YES
48439113931	UPPER	YES

Tarrant, TEXAS		
Census Tract	Tract Income Class	Minority Tract
48439113932	UPPER	YES
48439113933	UPPER	NO
48439113934	NA	NO
48439113935	UPPER	NO
48439113936	UPPER	NO
48439113937	NA	NO
48439113938	UPPER	YES
48439113939	UPPER	YES
48439113940	UPPER	NO
48439113941	MIDDLE	NO
48439113942	MIDDLE	NO
48439113943	UPPER	NO
48439113944	UPPER	NO
48439113945	UPPER	NO
48439113946	UPPER	NO
48439113947	MIDDLE	NO
48439113948	MIDDLE	YES
48439113949	UPPER	NO
48439113950	UPPER	NO
48439113951	MIDDLE	NO
48439113952	MIDDLE	NO
48439113953	UPPER	NO
48439113954	UPPER	NO
48439113955	UPPER	NO
48439113956	UPPER	NO
48439113957	UPPER	NO
48439113958	UPPER	NO



Tarrant, TEXAS

Census Tract	Tract Income Class	Minority Tract
48439114003	MIDDLE	YES
48439114006	MIDDLE	NO
48439114009	MIDDLE	YES
48439114010	UPPER	YES
48439114011	UPPER	YES
48439114012	UPPER	YES
48439114013	MODERATE	YES
48439114014	MIDDLE	NO
48439114015	MIDDLE	NO
48439114105	UPPER	NO
48439114106	MIDDLE	NO
48439114107	UPPER	NO
48439114108	UPPER	NO
48439114109	UPPER	NO
48439114110	UPPER	NO
48439114111	UPPER	NO
48439114112	UPPER	NO
48439114113	MIDDLE	NO
48439114203	MODERATE	NO
48439114204	MIDDLE	NO
48439114205	MIDDLE	NO
48439114206	MIDDLE	NO
48439114207	UPPER	NO
48439121605	UPPER	NO
48439121606	UPPER	NO
48439121608	MIDDLE	NO
48439121609	UPPER	NO

Tarrant, TEXAS

Census Tract	Tract Income Class	Minority Tract
48439121610	MIDDLE	NO
48439121611	MIDDLE	NO
48439121612	MIDDLE	NO
48439121613	MIDDLE	YES
48439121614	LOW	YES
48439121615	UPPER	YES
48439121702	MIDDLE	YES
48439121703	LOW	YES
48439121704	LOW	YES
48439121904	MODERATE	YES
48439121905	LOW	YES
48439121906	MODERATE	YES
48439121907	LOW	YES
48439121908	LOW	YES
48439122001	MODERATE	YES
48439122002	MODERATE	YES
48439122100	MODERATE	YES
48439122200	LOW	YES
48439122300	MODERATE	YES
48439122401	LOW	YES
48439122402	MIDDLE	YES
48439122500	MIDDLE	NO
48439122600	MIDDLE	NO
48439122701	MIDDLE	YES
48439122702	MIDDLE	NO
48439122801	LOW	YES
48439122802	LOW	YES

Tarrant, TEXAS

Census Tract	Tract Income Class	Minority Tract
48439122901	MODERATE	YES
48439122902	MODERATE	YES
48439123001	MIDDLE	NO
48439123002	UPPER	NO
48439123100	LOW	YES
48439123200	LOW	YES
48439123301	UPPER	NO
48439123302	UPPER	YES
48439123500	LOW	YES
48439123600	LOW	YES
48439123700	UPPER	NO
48439980000	NA	YES



Tarrant, TEXAS

Census Tract	Tract Income Class	Minority Tract
Summary Data: Tarrant		
Number of Census Tracts		449
Number of Minority Tracts		257
Percentage of Minority Tracts		57.24%
Number of Low Income Tracts		35
Percentage of Low Income Tracts		7.80%
Number of Moderate Income Tracts		130
Percentage of Moderate Income Tracts		28.95%
Number of Middle Income Tracts		140
Percentage of Middle Income Tracts		31.18%
Number of Upper Income Tracts		139
Percentage of Upper Income Tracts		30.96%
Number of NA Income Tracts		5
Percentage of NA Income Tracts		1.11%

Taylor, TEXAS

Census Tract	Tract Income Class	Minority Tract
48441010100	MIDDLE	NO
48441010200	LOW	NO
48441010300	LOW	YES
48441010400	MODERATE	YES
48441010500	MODERATE	YES

Taylor, TEXAS

Census Tract	Tract Income Class	Minority Tract
48441010600	MIDDLE	NO
48441010700	MIDDLE	YES
48441010800	MODERATE	YES
48441010900	MIDDLE	NO
48441011000	MIDDLE	YES
48441011200	MODERATE	YES
48441011300	MODERATE	YES
48441011400	MIDDLE	NO
48441011500	MIDDLE	NO
48441011600	MIDDLE	NO
48441011700	MODERATE	YES
48441011900	LOW	YES
48441012000	UPPER	NO
48441012100	NA	NO
48441012200	MIDDLE	NO
48441012300	MODERATE	NO
48441012400	MODERATE	NO
48441012500	MIDDLE	NO
48441012600	UPPER	NO
48441012701	UPPER	NO
48441012702	UPPER	NO
48441012801	MODERATE	NO
48441012802	MIDDLE	NO
48441012900	MODERATE	NO
48441013000	UPPER	NO
48441013100	MODERATE	YES
48441013200	MODERATE	NO

Taylor, TEXAS

Census Tract	Tract Income Class	Minority Tract
48441013300	UPPER	NO
48441013401	MODERATE	NO
48441013402	UPPER	NO
48441013404	UPPER	NO
48441013501	MIDDLE	NO
48441013502	UPPER	NO
48441013601	MIDDLE	NO
48441013602	UPPER	NO
48441980000	NA	NO
Summary Data: Taylor		
Number of Census Tracts		41
Number of Minority Tracts		11
Percentage of Minority Tracts		26.83%
Number of Low Income Tracts		3
Percentage of Low Income Tracts		7.32%
Number of Moderate Income Tracts		13
Percentage of Moderate Income Tracts		31.71%
Number of Middle Income Tracts		13
Percentage of Middle Income Tracts		31.71%
Number of Upper Income Tracts		10
Percentage of Upper Income Tracts		24.39%
Number of NA Income Tracts		2
Percentage of NA Income Tracts		4.88%



Terrell, TEXAS

Census Tract	Tract Income Class	Minority Tract
48443950100	MIDDLE	YES

Summary Data: Terrell

Number of Census Tracts	1
Number of Minority Tracts	1
Percentage of Minority Tracts	100.00%
Number of Low Income Tracts	0
Percentage of Low Income Tracts	0.00%
Number of Moderate Income Tracts	0
Percentage of Moderate Income Tracts	0.00%
Number of Middle Income Tracts	1
Percentage of Middle Income Tracts	100.00%
Number of Upper Income Tracts	0
Percentage of Upper Income Tracts	0.00%
Number of NA Income Tracts	0
Percentage of NA Income Tracts	0.00%

Terry, TEXAS

Census Tract	Tract Income Class	Minority Tract
48445950100	MIDDLE	NO
48445950300	LOW	YES
48445950400	MODERATE	YES

Terry, TEXAS

Census Tract	Tract Income Class	Minority Tract
--------------	--------------------	----------------

Summary Data: Terry

Number of Census Tracts	3
Number of Minority Tracts	2
Percentage of Minority Tracts	66.67%
Number of Low Income Tracts	1
Percentage of Low Income Tracts	33.33%
Number of Moderate Income Tracts	1
Percentage of Moderate Income Tracts	33.33%
Number of Middle Income Tracts	1
Percentage of Middle Income Tracts	33.33%
Number of Upper Income Tracts	0
Percentage of Upper Income Tracts	0.00%
Number of NA Income Tracts	0
Percentage of NA Income Tracts	0.00%

Throckmorton, TEXAS

Census Tract	Tract Income Class	Minority Tract
48447950300	MIDDLE	NO

Throckmorton, TEXAS

Census Tract	Tract Income Class	Minority Tract
--------------	--------------------	----------------

Summary Data: Throckmorton

Number of Census Tracts	1
Number of Minority Tracts	0
Percentage of Minority Tracts	0.00%
Number of Low Income Tracts	0
Percentage of Low Income Tracts	0.00%
Number of Moderate Income Tracts	0
Percentage of Moderate Income Tracts	0.00%
Number of Middle Income Tracts	1
Percentage of Middle Income Tracts	100.00%
Number of Upper Income Tracts	0
Percentage of Upper Income Tracts	0.00%
Number of NA Income Tracts	0
Percentage of NA Income Tracts	0.00%

Titus, TEXAS

Census Tract	Tract Income Class	Minority Tract
48449950100	MIDDLE	NO
48449950200	MIDDLE	NO
48449950301	MIDDLE	NO
48449950302	MIDDLE	NO
48449950400	MIDDLE	NO



Titus, TEXAS

Census Tract	Tract Income Class	Minority Tract
48449950500	MIDDLE	YES
48449950600	MIDDLE	YES
48449950700	MODERATE	YES
48449950800	MIDDLE	YES

Summary Data: Titus

Number of Census Tracts	9
Number of Minority Tracts	4
Percentage of Minority Tracts	44.44%
Number of Low Income Tracts	0
Percentage of Low Income Tracts	0.00%
Number of Moderate Income Tracts	1
Percentage of Moderate Income Tracts	11.11%
Number of Middle Income Tracts	8
Percentage of Middle Income Tracts	88.89%
Number of Upper Income Tracts	0
Percentage of Upper Income Tracts	0.00%
Number of NA Income Tracts	0
Percentage of NA Income Tracts	0.00%

Tom Green, TEXAS

Census Tract	Tract Income Class	Minority Tract
48451000100	MIDDLE	NO

Tom Green, TEXAS

Census Tract	Tract Income Class	Minority Tract
48451000200	MODERATE	YES
48451000300	MIDDLE	YES
48451000400	MODERATE	YES
48451000700	LOW	YES
48451000801	UPPER	NO
48451000802	MIDDLE	YES
48451000900	MODERATE	YES
48451001000	MIDDLE	NO
48451001101	UPPER	NO
48451001102	MIDDLE	YES
48451001200	MIDDLE	YES
48451001301	UPPER	NO
48451001303	MIDDLE	NO
48451001304	MIDDLE	NO
48451001401	MIDDLE	NO
48451001402	MODERATE	YES
48451001500	MODERATE	NO
48451001600	UPPER	NO
48451001702	MODERATE	NO
48451001706	UPPER	NO
48451001707	UPPER	NO
48451001708	UPPER	NO
48451001709	UPPER	NO
48451001710	UPPER	NO
48451001800	LOW	YES
48451980000	NA	YES

Tom Green, TEXAS

Census Tract	Tract Income Class	Minority Tract
Summary Data: Tom Green		
Number of Census Tracts		27
Number of Minority Tracts		11
Percentage of Minority Tracts		40.74%
Number of Low Income Tracts		2
Percentage of Low Income Tracts		7.41%
Number of Moderate Income Tracts		6
Percentage of Moderate Income Tracts		22.22%
Number of Middle Income Tracts		9
Percentage of Middle Income Tracts		33.33%
Number of Upper Income Tracts		9
Percentage of Upper Income Tracts		33.33%
Number of NA Income Tracts		1
Percentage of NA Income Tracts		3.70%

Travis, TEXAS

Census Tract	Tract Income Class	Minority Tract
48453000101	UPPER	NO
48453000102	UPPER	NO
48453000203	MIDDLE	NO
48453000204	UPPER	NO
48453000205	UPPER	NO



Travis, TEXAS

Census Tract	Tract Income Class	Minority Tract
48453000206	UPPER	NO
48453000302	MIDDLE	NO
48453000304	MIDDLE	NO
48453000305	MIDDLE	NO
48453000307	UPPER	NO
48453000308	UPPER	NO
48453000309	UPPER	NO
48453000401	MIDDLE	NO
48453000402	MODERATE	NO
48453000500	MIDDLE	NO
48453000601	NA	YES
48453000605	NA	NO
48453000606	LOW	NO
48453000607	NA	YES
48453000608	NA	NO
48453000700	UPPER	NO
48453000801	MIDDLE	YES
48453000802	NA	YES
48453000803	MIDDLE	NO
48453000804	MODERATE	YES
48453000901	MODERATE	YES
48453000902	MODERATE	YES
48453001000	MODERATE	YES
48453001101	NA	NO
48453001102	UPPER	NO
48453001103	UPPER	NO
48453001200	UPPER	NO

Travis, TEXAS

Census Tract	Tract Income Class	Minority Tract
48453001304	UPPER	NO
48453001307	MODERATE	NO
48453001308	UPPER	NO
48453001309	UPPER	NO
48453001310	UPPER	NO
48453001311	MIDDLE	NO
48453001312	UPPER	NO
48453001401	UPPER	NO
48453001402	UPPER	NO
48453001403	MIDDLE	NO
48453001501	UPPER	NO
48453001503	MODERATE	NO
48453001504	UPPER	NO
48453001505	MIDDLE	NO
48453001602	UPPER	NO
48453001603	UPPER	NO
48453001604	UPPER	NO
48453001605	UPPER	NO
48453001606	NA	NO
48453001910	UPPER	NO
48453001911	MIDDLE	NO
48453001912	UPPER	NO
48453001913	UPPER	NO
48453001914	UPPER	NO
48453001915	MIDDLE	NO
48453001916	UPPER	NO
48453001917	UPPER	NO

Travis, TEXAS

Census Tract	Tract Income Class	Minority Tract
48453001918	UPPER	NO
48453001919	UPPER	NO
48453001920	MIDDLE	YES
48453001921	UPPER	NO
48453001922	UPPER	NO
48453001923	UPPER	NO
48453002002	MIDDLE	NO
48453002003	MODERATE	YES
48453002004	LOW	NO
48453002006	NA	YES
48453002007	MIDDLE	NO
48453002104	MIDDLE	NO
48453002105	LOW	YES
48453002106	MIDDLE	YES
48453002107	MIDDLE	YES
48453002108	MODERATE	YES
48453002109	MODERATE	YES
48453002110	LOW	YES
48453002111	MODERATE	YES
48453002112	LOW	YES
48453002113	MIDDLE	YES
48453002201	LOW	YES
48453002211	MIDDLE	YES
48453002213	LOW	YES
48453002214	MODERATE	YES
48453002215	MODERATE	YES
48453002216	MODERATE	YES



Travis, TEXAS

Census Tract	Tract Income Class	Minority Tract
48453002217	MODERATE	YES
48453002218	MODERATE	YES
48453002219	MODERATE	YES
48453002220	LOW	YES
48453002221	NA	YES
48453002222	MODERATE	YES
48453002304	UPPER	NO
48453002307	MODERATE	YES
48453002310	LOW	YES
48453002313	LOW	YES
48453002314	MODERATE	YES
48453002315	LOW	YES
48453002316	LOW	YES
48453002319	NA	YES
48453002320	MODERATE	YES
48453002321	LOW	YES
48453002322	NA	YES
48453002323	MODERATE	YES
48453002324	NA	YES
48453002325	LOW	YES
48453002326	NA	YES
48453002327	MODERATE	YES
48453002403	MIDDLE	YES
48453002407	MIDDLE	YES
48453002409	MIDDLE	YES
48453002410	MODERATE	YES
48453002411	MODERATE	YES

Travis, TEXAS

Census Tract	Tract Income Class	Minority Tract
48453002412	MODERATE	YES
48453002413	LOW	YES
48453002419	LOW	YES
48453002422	MIDDLE	YES
48453002423	MIDDLE	YES
48453002424	MODERATE	YES
48453002430	MODERATE	YES
48453002432	MIDDLE	YES
48453002434	MODERATE	YES
48453002436	MODERATE	YES
48453002437	MODERATE	YES
48453002438	MIDDLE	YES
48453002439	MIDDLE	YES
48453002440	MODERATE	YES
48453002441	MODERATE	YES
48453002442	MIDDLE	YES
48453002443	MODERATE	YES
48453002444	MIDDLE	YES
48453002445	MIDDLE	YES
48453002446	UPPER	NO
48453002447	MODERATE	YES
48453002448	MIDDLE	YES
48453002449	MIDDLE	YES
48453002450	MODERATE	YES
48453002451	MODERATE	YES
48453002452	MODERATE	YES
48453002453	MODERATE	YES

Travis, TEXAS

Census Tract	Tract Income Class	Minority Tract
48453002500	MIDDLE	NO
48453030000	UPPER	NO
48453030100	UPPER	NO
48453030200	UPPER	NO
48453030300	MIDDLE	NO
48453030400	MIDDLE	NO
48453030500	UPPER	NO
48453030600	UPPER	NO
48453030700	UPPER	NO
48453030800	MIDDLE	NO
48453030900	MIDDLE	NO
48453031000	MIDDLE	NO
48453031100	UPPER	NO
48453031200	UPPER	NO
48453031300	UPPER	NO
48453031400	UPPER	NO
48453031500	UPPER	NO
48453031600	UPPER	NO
48453031700	MIDDLE	NO
48453031800	MODERATE	NO
48453031900	MIDDLE	NO
48453032000	MIDDLE	YES
48453032100	MIDDLE	NO
48453032200	UPPER	NO
48453032300	MODERATE	YES
48453032400	UPPER	YES
48453032500	UPPER	NO



Travis, TEXAS

Census Tract	Tract Income Class	Minority Tract
48453032600	UPPER	NO
48453032700	UPPER	NO
48453032800	UPPER	NO
48453032900	UPPER	NO
48453033000	UPPER	NO
48453033100	UPPER	NO
48453033200	MIDDLE	YES
48453033300	UPPER	NO
48453033400	MIDDLE	NO
48453033500	MIDDLE	NO
48453033600	UPPER	NO
48453033700	UPPER	NO
48453033800	UPPER	YES
48453033900	UPPER	NO
48453034000	UPPER	NO
48453034100	MODERATE	YES
48453034200	MIDDLE	YES
48453034300	UPPER	NO
48453034400	UPPER	NO
48453034500	UPPER	YES
48453034600	MODERATE	YES
48453034700	UPPER	NO
48453034800	UPPER	NO
48453034900	UPPER	NO
48453035000	UPPER	NO
48453035100	UPPER	NO
48453035200	MIDDLE	NO

Travis, TEXAS

Census Tract	Tract Income Class	Minority Tract
48453035300	UPPER	NO
48453035400	UPPER	NO
48453035500	UPPER	NO
48453035600	UPPER	NO
48453035700	UPPER	NO
48453035800	UPPER	NO
48453035900	MIDDLE	NO
48453036000	UPPER	NO
48453036100	UPPER	NO
48453036200	UPPER	YES
48453036300	NA	NO
48453036400	UPPER	NO
48453036500	UPPER	NO
48453036600	UPPER	NO
48453036700	UPPER	NO
48453036800	UPPER	NO
48453036900	UPPER	NO
48453037000	UPPER	NO
48453037100	UPPER	NO
48453037200	UPPER	NO
48453037300	MIDDLE	NO
48453037400	MIDDLE	NO
48453037500	MIDDLE	NO
48453037600	UPPER	NO
48453040000	MODERATE	YES
48453040100	LOW	YES
48453040200	MODERATE	YES

Travis, TEXAS

Census Tract	Tract Income Class	Minority Tract
48453040300	LOW	YES
48453040400	MIDDLE	NO
48453040500	MODERATE	YES
48453040600	LOW	YES
48453040700	LOW	YES
48453040800	MODERATE	YES
48453040900	MODERATE	YES
48453041000	LOW	YES
48453041100	MIDDLE	NO
48453041200	MODERATE	YES
48453041300	MIDDLE	NO
48453041400	MODERATE	NO
48453041500	MIDDLE	YES
48453041600	MODERATE	YES
48453041700	MIDDLE	YES
48453041800	MODERATE	YES
48453041900	MIDDLE	NO
48453042000	UPPER	NO
48453042100	MIDDLE	YES
48453042200	MODERATE	YES
48453042300	MIDDLE	NO
48453042400	MIDDLE	YES
48453042500	MIDDLE	YES
48453042600	MODERATE	YES
48453042700	MIDDLE	YES
48453042800	MIDDLE	YES
48453042900	LOW	YES

Travis, TEXAS

Census Tract	Tract Income Class	Minority Tract
48453043000	MODERATE	YES
48453043100	MODERATE	YES
48453043200	MODERATE	YES
48453043300	LOW	YES
48453043400	MODERATE	YES
48453043500	MODERATE	YES
48453043600	MODERATE	YES
48453043700	LOW	YES
48453043800	MIDDLE	YES
48453043900	MIDDLE	YES
48453044000	MODERATE	YES
48453044100	MODERATE	YES
48453044200	MIDDLE	YES
48453044300	MODERATE	YES
48453044400	MIDDLE	YES
48453044500	MIDDLE	YES
48453044600	MODERATE	YES
48453044700	NA	YES
48453044800	MODERATE	YES
48453044900	MODERATE	YES
48453045000	MODERATE	YES
48453045100	UPPER	YES
48453045200	MIDDLE	YES
48453045300	UPPER	YES
48453045400	MIDDLE	NO
48453045500	MODERATE	YES
48453045600	MIDDLE	YES

Travis, TEXAS

Census Tract	Tract Income Class	Minority Tract
48453045700	UPPER	YES
48453045800	MODERATE	YES
48453045900	MIDDLE	YES
48453046000	MODERATE	YES
48453046100	MIDDLE	YES
48453046200	MIDDLE	YES
48453046300	MODERATE	NO
48453046400	MIDDLE	YES
48453046500	MIDDLE	YES
48453046600	MIDDLE	YES
48453046700	UPPER	NO
48453046800	UPPER	YES
48453046900	UPPER	YES
48453047000	UPPER	YES
48453980000	NA	YES

Travis, TEXAS

Census Tract	Tract Income Class	Minority Tract
Summary Data: Travis		
Number of Census Tracts		290
Number of Minority Tracts		150
Percentage of Minority Tracts		51.72%
Number of Low Income Tracts		24
Percentage of Low Income Tracts		8.28%
Number of Moderate Income Tracts		71
Percentage of Moderate Income Tracts		24.48%
Number of Middle Income Tracts		79
Percentage of Middle Income Tracts		27.24%
Number of Upper Income Tracts		100
Percentage of Upper Income Tracts		34.48%
Number of NA Income Tracts		16
Percentage of NA Income Tracts		5.52%

Trinity, TEXAS

Census Tract	Tract Income Class	Minority Tract
48455950100	MIDDLE	NO
48455950200	MIDDLE	NO
48455950300	MODERATE	NO
48455950400	MIDDLE	NO
48455950500	MODERATE	YES



Trinity, TEXAS

Census Tract	Tract Income Class	Minority Tract
Summary Data: Trinity		
Number of Census Tracts		5
Number of Minority Tracts		1
Percentage of Minority Tracts		20.00%
Number of Low Income Tracts		0
Percentage of Low Income Tracts		0.00%
Number of Moderate Income Tracts		2
Percentage of Moderate Income Tracts		40.00%
Number of Middle Income Tracts		3
Percentage of Middle Income Tracts		60.00%
Number of Upper Income Tracts		0
Percentage of Upper Income Tracts		0.00%
Number of NA Income Tracts		0
Percentage of NA Income Tracts		0.00%

Tyler, TEXAS

Census Tract	Tract Income Class	Minority Tract
48457950100	MIDDLE	NO
48457950201	MODERATE	YES
48457950202	MIDDLE	NO
48457950300	MIDDLE	NO
48457950400	MODERATE	NO

Tyler, TEXAS

Census Tract	Tract Income Class	Minority Tract
48457950500	MIDDLE	NO
Summary Data: Tyler		
Number of Census Tracts		6
Number of Minority Tracts		1
Percentage of Minority Tracts		16.67%
Number of Low Income Tracts		0
Percentage of Low Income Tracts		0.00%
Number of Moderate Income Tracts		2
Percentage of Moderate Income Tracts		33.33%
Number of Middle Income Tracts		4
Percentage of Middle Income Tracts		66.67%
Number of Upper Income Tracts		0
Percentage of Upper Income Tracts		0.00%
Number of NA Income Tracts		0
Percentage of NA Income Tracts		0.00%

Upshur, TEXAS

Census Tract	Tract Income Class	Minority Tract
48459950101	MIDDLE	NO
48459950102	UPPER	NO
48459950200	MIDDLE	NO
48459950301	MODERATE	NO

Upshur, TEXAS

Census Tract	Tract Income Class	Minority Tract
48459950302	MIDDLE	NO
48459950400	MIDDLE	NO
48459950501	MIDDLE	NO
48459950502	MIDDLE	NO
48459950600	MIDDLE	NO
48459950700	UPPER	NO
Summary Data: Upshur		
Number of Census Tracts		10
Number of Minority Tracts		0
Percentage of Minority Tracts		0.00%
Number of Low Income Tracts		0
Percentage of Low Income Tracts		0.00%
Number of Moderate Income Tracts		1
Percentage of Moderate Income Tracts		10.00%
Number of Middle Income Tracts		7
Percentage of Middle Income Tracts		70.00%
Number of Upper Income Tracts		2
Percentage of Upper Income Tracts		20.00%
Number of NA Income Tracts		0
Percentage of NA Income Tracts		0.00%



Upton, TEXAS

Census Tract	Tract Income Class	Minority Tract
48461950100	MIDDLE	NO
48461950200	MIDDLE	YES

Summary Data: Upton

Number of Census Tracts	2
Number of Minority Tracts	1
Percentage of Minority Tracts	50.00%
Number of Low Income Tracts	0
Percentage of Low Income Tracts	0.00%
Number of Moderate Income Tracts	0
Percentage of Moderate Income Tracts	0.00%
Number of Middle Income Tracts	2
Percentage of Middle Income Tracts	100.00%
Number of Upper Income Tracts	0
Percentage of Upper Income Tracts	0.00%
Number of NA Income Tracts	0
Percentage of NA Income Tracts	0.00%

Uvalde, TEXAS

Census Tract	Tract Income Class	Minority Tract
48463950100	MIDDLE	NO
48463950201	MIDDLE	YES
48463950202	MIDDLE	YES

Uvalde, TEXAS

Census Tract	Tract Income Class	Minority Tract
48463950300	MIDDLE	YES
48463950400	UPPER	YES
48463950500	MIDDLE	YES

Summary Data: Uvalde

Number of Census Tracts	6
Number of Minority Tracts	5
Percentage of Minority Tracts	83.33%
Number of Low Income Tracts	0
Percentage of Low Income Tracts	0.00%
Number of Moderate Income Tracts	0
Percentage of Moderate Income Tracts	0.00%
Number of Middle Income Tracts	5
Percentage of Middle Income Tracts	83.33%
Number of Upper Income Tracts	1
Percentage of Upper Income Tracts	16.67%
Number of NA Income Tracts	0
Percentage of NA Income Tracts	0.00%

Val Verde, TEXAS

Census Tract	Tract Income Class	Minority Tract
48465950202	MIDDLE	YES
48465950203	UPPER	YES

Val Verde, TEXAS

Census Tract	Tract Income Class	Minority Tract
48465950301	MODERATE	YES
48465950302	MIDDLE	YES
48465950400	MODERATE	YES
48465950501	MIDDLE	NO
48465950502	MIDDLE	YES
48465950601	MODERATE	YES
48465950602	MIDDLE	YES
48465950701	UPPER	YES
48465950702	MODERATE	YES
48465950801	MODERATE	YES
48465950802	MIDDLE	NO
48465980000	NA	NO

Val Verde, TEXAS

Census Tract	Tract Income Class	Minority Tract
Summary Data: Val Verde		
Number of Census Tracts		14
Number of Minority Tracts		11
Percentage of Minority Tracts		78.57%
Number of Low Income Tracts		0
Percentage of Low Income Tracts		0.00%
Number of Moderate Income Tracts		5
Percentage of Moderate Income Tracts		35.71%
Number of Middle Income Tracts		6
Percentage of Middle Income Tracts		42.86%
Number of Upper Income Tracts		2
Percentage of Upper Income Tracts		14.29%
Number of NA Income Tracts		1
Percentage of NA Income Tracts		7.14%

Van Zandt, TEXAS

Census Tract	Tract Income Class	Minority Tract
48467950100	MIDDLE	NO
48467950200	MODERATE	NO
48467950300	UPPER	NO
48467950400	MIDDLE	NO
48467950500	MIDDLE	NO

Van Zandt, TEXAS

Census Tract	Tract Income Class	Minority Tract
48467950601	MIDDLE	NO
48467950602	MIDDLE	NO
48467950700	MIDDLE	NO
48467950801	MIDDLE	NO
48467950802	MIDDLE	NO
48467950901	UPPER	NO
48467950902	UPPER	NO
48467951001	UPPER	NO
48467951002	MIDDLE	NO

Summary Data: Van Zandt

Number of Census Tracts		14
Number of Minority Tracts		0
Percentage of Minority Tracts		0.00%
Number of Low Income Tracts		0
Percentage of Low Income Tracts		0.00%
Number of Moderate Income Tracts		1
Percentage of Moderate Income Tracts		7.14%
Number of Middle Income Tracts		9
Percentage of Middle Income Tracts		64.29%
Number of Upper Income Tracts		4
Percentage of Upper Income Tracts		28.57%
Number of NA Income Tracts		0
Percentage of NA Income Tracts		0.00%

Victoria, TEXAS

Census Tract	Tract Income Class	Minority Tract
48469000100	MODERATE	YES
48469000201	LOW	YES
48469000202	MODERATE	YES
48469000301	MODERATE	YES
48469000302	LOW	YES
48469000400	MIDDLE	YES
48469000501	MODERATE	YES
48469000502	MIDDLE	YES
48469000601	MODERATE	YES
48469000602	MODERATE	YES
48469000700	MIDDLE	YES
48469000800	UPPER	NO
48469001300	MIDDLE	NO
48469001401	MIDDLE	NO
48469001402	MIDDLE	NO
48469001501	UPPER	NO
48469001503	UPPER	NO
48469001504	UPPER	NO
48469001601	MIDDLE	YES
48469001604	MIDDLE	YES
48469001605	MIDDLE	YES
48469001607	UPPER	NO
48469001608	UPPER	NO
48469001700	MODERATE	YES
48469980000	NA	NO



Victoria, TEXAS

Census Tract	Tract Income Class	Minority Tract
Summary Data: Victoria		
Number of Census Tracts		25
Number of Minority Tracts		15
Percentage of Minority Tracts		60.00%
Number of Low Income Tracts		2
Percentage of Low Income Tracts		8.00%
Number of Moderate Income Tracts		7
Percentage of Moderate Income Tracts		28.00%
Number of Middle Income Tracts		9
Percentage of Middle Income Tracts		36.00%
Number of Upper Income Tracts		6
Percentage of Upper Income Tracts		24.00%
Number of NA Income Tracts		1
Percentage of NA Income Tracts		4.00%

Walker, TEXAS

Census Tract	Tract Income Class	Minority Tract
48471790101	UPPER	YES
48471790102	MIDDLE	NO
48471790103	MIDDLE	NO
48471790200	MIDDLE	NO
48471790301	MIDDLE	NO

Walker, TEXAS

Census Tract	Tract Income Class	Minority Tract
48471790302	UPPER	NO
48471790401	UPPER	NO
48471790402	MIDDLE	YES
48471790500	MODERATE	YES
48471790600	MODERATE	YES
48471790700	MODERATE	YES
48471790800	MODERATE	YES
Summary Data: Walker		
Number of Census Tracts		12
Number of Minority Tracts		6
Percentage of Minority Tracts		50.00%
Number of Low Income Tracts		0
Percentage of Low Income Tracts		0.00%
Number of Moderate Income Tracts		4
Percentage of Moderate Income Tracts		33.33%
Number of Middle Income Tracts		5
Percentage of Middle Income Tracts		41.67%
Number of Upper Income Tracts		3
Percentage of Upper Income Tracts		25.00%
Number of NA Income Tracts		0
Percentage of NA Income Tracts		0.00%

Waller, TEXAS

Census Tract	Tract Income Class	Minority Tract
48473680100	UPPER	NO
48473680201	MIDDLE	YES
48473680202	MODERATE	YES
48473680301	MODERATE	YES
48473680302	MIDDLE	NO
48473680303	MIDDLE	YES
48473680501	MODERATE	YES
48473680502	MODERATE	NO
48473680601	UPPER	NO
48473680602	MIDDLE	NO
48473980000	NA	YES



Waller, TEXAS

Census Tract	Tract Income Class	Minority Tract
Summary Data: Waller		
Number of Census Tracts		11
Number of Minority Tracts		6
Percentage of Minority Tracts		54.55%
Number of Low Income Tracts		0
Percentage of Low Income Tracts		0.00%
Number of Moderate Income Tracts		4
Percentage of Moderate Income Tracts		36.36%
Number of Middle Income Tracts		4
Percentage of Middle Income Tracts		36.36%
Number of Upper Income Tracts		2
Percentage of Upper Income Tracts		18.18%
Number of NA Income Tracts		1
Percentage of NA Income Tracts		9.09%

Ward, TEXAS

Census Tract	Tract Income Class	Minority Tract
48475950100	MIDDLE	YES
48475950200	UPPER	YES
48475950300	MIDDLE	YES

Ward, TEXAS

Census Tract	Tract Income Class	Minority Tract
Summary Data: Ward		
Number of Census Tracts		3
Number of Minority Tracts		3
Percentage of Minority Tracts		100.00%
Number of Low Income Tracts		0
Percentage of Low Income Tracts		0.00%
Number of Moderate Income Tracts		0
Percentage of Moderate Income Tracts		0.00%
Number of Middle Income Tracts		2
Percentage of Middle Income Tracts		66.67%
Number of Upper Income Tracts		1
Percentage of Upper Income Tracts		33.33%
Number of NA Income Tracts		0
Percentage of NA Income Tracts		0.00%

Washington, TEXAS

Census Tract	Tract Income Class	Minority Tract
48477170100	MIDDLE	YES
48477170201	MIDDLE	YES
48477170202	UPPER	NO
48477170300	MIDDLE	NO
48477170400	MIDDLE	NO

Washington, TEXAS

Census Tract	Tract Income Class	Minority Tract
48477170501	UPPER	NO
48477170502	UPPER	NO
48477170601	UPPER	NO
48477170602	UPPER	NO
Summary Data: Washington		
Number of Census Tracts		9
Number of Minority Tracts		2
Percentage of Minority Tracts		22.22%
Number of Low Income Tracts		0
Percentage of Low Income Tracts		0.00%
Number of Moderate Income Tracts		0
Percentage of Moderate Income Tracts		0.00%
Number of Middle Income Tracts		4
Percentage of Middle Income Tracts		44.44%
Number of Upper Income Tracts		5
Percentage of Upper Income Tracts		55.56%
Number of NA Income Tracts		0
Percentage of NA Income Tracts		0.00%

Webb, TEXAS

Census Tract	Tract Income Class	Minority Tract
48479000101	MODERATE	YES



Webb, TEXAS

Census Tract	Tract Income Class	Minority Tract
48479000105	MODERATE	YES
48479000106	MODERATE	YES
48479000107	MODERATE	YES
48479000108	MODERATE	YES
48479000109	MIDDLE	YES
48479000200	MODERATE	YES
48479000300	MODERATE	YES
48479000601	MODERATE	YES
48479000602	MODERATE	YES
48479000700	MODERATE	YES
48479000800	MODERATE	YES
48479000901	MODERATE	YES
48479000903	MODERATE	YES
48479000904	MODERATE	YES
48479001001	MODERATE	YES
48479001003	MODERATE	YES
48479001004	MIDDLE	YES
48479001101	MIDDLE	YES
48479001103	MODERATE	YES
48479001104	MODERATE	YES
48479001105	MODERATE	YES
48479001201	LOW	YES
48479001202	MODERATE	YES
48479001300	MODERATE	YES
48479001401	MIDDLE	YES
48479001402	MODERATE	YES
48479001501	MODERATE	YES

Webb, TEXAS

Census Tract	Tract Income Class	Minority Tract
48479001502	MIDDLE	YES
48479001601	MIDDLE	YES
48479001602	UPPER	YES
48479001706	MODERATE	YES
48479001709	UPPER	YES
48479001710	UPPER	YES
48479001711	UPPER	YES
48479001714	UPPER	YES
48479001715	UPPER	YES
48479001716	UPPER	YES
48479001717	MODERATE	YES
48479001718	MIDDLE	YES
48479001719	UPPER	YES
48479001720	UPPER	YES
48479001721	UPPER	YES
48479001722	UPPER	YES
48479001723	MIDDLE	YES
48479001724	UPPER	YES
48479001725	UPPER	YES
48479001726	UPPER	YES
48479001727	UPPER	YES
48479001806	MODERATE	YES
48479001809	MODERATE	YES
48479001810	UPPER	YES
48479001811	MIDDLE	YES
48479001813	MIDDLE	YES
48479001815	MODERATE	YES

Webb, TEXAS

Census Tract	Tract Income Class	Minority Tract
48479001816	UPPER	YES
48479001818	MODERATE	YES
48479001819	MIDDLE	YES
48479001820	MIDDLE	YES
48479001821	MODERATE	YES
48479001822	LOW	YES
48479001823	MIDDLE	YES
48479001824	UPPER	YES
48479001825	UPPER	YES
48479001826	UPPER	YES
48479001827	NA	YES
48479001828	MODERATE	YES
48479001900	LOW	YES
48479980000	NA	YES



Webb, TEXAS

Census Tract	Tract Income Class	Minority Tract
Summary Data: Webb		
Number of Census Tracts		69
Number of Minority Tracts		69
Percentage of Minority Tracts		100.00%
Number of Low Income Tracts		3
Percentage of Low Income Tracts		4.35%
Number of Moderate Income Tracts		31
Percentage of Moderate Income Tracts		44.93%
Number of Middle Income Tracts		13
Percentage of Middle Income Tracts		18.84%
Number of Upper Income Tracts		20
Percentage of Upper Income Tracts		28.99%
Number of NA Income Tracts		2
Percentage of NA Income Tracts		2.90%

Wharton, TEXAS

Census Tract	Tract Income Class	Minority Tract
48481740100	UPPER	NO
48481740200	MIDDLE	YES
48481740300	MIDDLE	YES
48481740400	MIDDLE	YES
48481740500	MIDDLE	YES

Wharton, TEXAS

Census Tract	Tract Income Class	Minority Tract
48481740600	MIDDLE	YES
48481740700	LOW	YES
48481740800	MODERATE	YES
48481740901	UPPER	NO
48481740902	UPPER	NO
48481741000	MIDDLE	YES
48481741100	UPPER	NO

Summary Data: Wharton

Number of Census Tracts	12
Number of Minority Tracts	8
Percentage of Minority Tracts	66.67%
Number of Low Income Tracts	1
Percentage of Low Income Tracts	8.33%
Number of Moderate Income Tracts	1
Percentage of Moderate Income Tracts	8.33%
Number of Middle Income Tracts	6
Percentage of Middle Income Tracts	50.00%
Number of Upper Income Tracts	4
Percentage of Upper Income Tracts	33.33%
Number of NA Income Tracts	0
Percentage of NA Income Tracts	0.00%

Wheeler, TEXAS

Census Tract	Tract Income Class	Minority Tract
48483950100	MIDDLE	NO
48483950300	MODERATE	NO

Summary Data: Wheeler

Number of Census Tracts	2
Number of Minority Tracts	0
Percentage of Minority Tracts	0.00%
Number of Low Income Tracts	0
Percentage of Low Income Tracts	0.00%
Number of Moderate Income Tracts	1
Percentage of Moderate Income Tracts	50.00%
Number of Middle Income Tracts	1
Percentage of Middle Income Tracts	50.00%
Number of Upper Income Tracts	0
Percentage of Upper Income Tracts	0.00%
Number of NA Income Tracts	0
Percentage of NA Income Tracts	0.00%

Wichita, TEXAS

Census Tract	Tract Income Class	Minority Tract
48485010100	LOW	YES
48485010200	MODERATE	YES
48485010400	LOW	YES

Wichita, TEXAS

Census Tract	Tract Income Class	Minority Tract
48485010600	MODERATE	NO
48485010700	MODERATE	YES
48485010800	MODERATE	YES
48485010900	MIDDLE	NO
48485011000	LOW	YES
48485011100	MODERATE	YES
48485011200	MODERATE	NO
48485011300	MODERATE	YES
48485011400	MODERATE	YES
48485011500	MODERATE	NO
48485011600	MODERATE	NO
48485011700	MIDDLE	NO
48485011800	MIDDLE	NO
48485011901	UPPER	NO
48485011902	UPPER	NO
48485012001	UPPER	NO
48485012002	MIDDLE	NO
48485012100	MIDDLE	NO
48485012201	MIDDLE	NO
48485012202	MIDDLE	NO
48485012301	MIDDLE	NO
48485012302	UPPER	NO
48485012401	MIDDLE	NO
48485012402	MIDDLE	NO
48485012600	MIDDLE	NO
48485012700	MIDDLE	NO
48485012800	UPPER	NO

Wichita, TEXAS

Census Tract	Tract Income Class	Minority Tract
48485012900	MIDDLE	NO
48485013000	MODERATE	NO
48485013100	MIDDLE	YES
48485013201	MODERATE	YES
48485013202	MIDDLE	NO
48485013300	MIDDLE	NO
48485013401	UPPER	NO
48485013502	MIDDLE	NO
48485013503	MIDDLE	NO
48485013504	MODERATE	NO
48485013600	MIDDLE	NO
48485013700	MIDDLE	NO
48485013800	MIDDLE	NO
48485980000	NA	NO

Wichita, TEXAS

Census Tract	Tract Income Class	Minority Tract
Summary Data: Wichita		
Number of Census Tracts		44
Number of Minority Tracts		11
Percentage of Minority Tracts		25.00%
Number of Low Income Tracts		3
Percentage of Low Income Tracts		6.82%
Number of Moderate Income Tracts		13
Percentage of Moderate Income Tracts		29.55%
Number of Middle Income Tracts		21
Percentage of Middle Income Tracts		47.73%
Number of Upper Income Tracts		6
Percentage of Upper Income Tracts		13.64%
Number of NA Income Tracts		1
Percentage of NA Income Tracts		2.27%

Wilbarger, TEXAS

Census Tract	Tract Income Class	Minority Tract
48487950300	UPPER	NO
48487950500	MODERATE	YES
48487950600	MIDDLE	NO
48487950700	MODERATE	YES



Wilbarger, TEXAS

Census Tract	Tract Income Class	Minority Tract
Summary Data: Wilbarger		
Number of Census Tracts		4
Number of Minority Tracts		2
Percentage of Minority Tracts		50.00%
Number of Low Income Tracts		0
Percentage of Low Income Tracts		0.00%
Number of Moderate Income Tracts		2
Percentage of Moderate Income Tracts		50.00%
Number of Middle Income Tracts		1
Percentage of Middle Income Tracts		25.00%
Number of Upper Income Tracts		1
Percentage of Upper Income Tracts		25.00%
Number of NA Income Tracts		0
Percentage of NA Income Tracts		0.00%

Willacy, TEXAS

Census Tract	Tract Income Class	Minority Tract
48489950300	MODERATE	YES
48489950400	MIDDLE	YES
48489950500	MIDDLE	YES
48489950600	MIDDLE	YES
48489950700	LOW	YES

Willacy, TEXAS

Census Tract	Tract Income Class	Minority Tract
48489990000	NA	NO
Summary Data: Willacy		
Number of Census Tracts		6
Number of Minority Tracts		5
Percentage of Minority Tracts		83.33%
Number of Low Income Tracts		1
Percentage of Low Income Tracts		16.67%
Number of Moderate Income Tracts		1
Percentage of Moderate Income Tracts		16.67%
Number of Middle Income Tracts		3
Percentage of Middle Income Tracts		50.00%
Number of Upper Income Tracts		0
Percentage of Upper Income Tracts		0.00%
Number of NA Income Tracts		1
Percentage of NA Income Tracts		16.67%

Williamson, TEXAS

Census Tract	Tract Income Class	Minority Tract
48491020106	UPPER	NO
48491020108	MIDDLE	NO
48491020109	UPPER	NO
48491020111	MODERATE	NO

Williamson, TEXAS

Census Tract	Tract Income Class	Minority Tract
48491020113	MODERATE	NO
48491020114	MODERATE	NO
48491020115	MIDDLE	NO
48491020116	MIDDLE	NO
48491020117	MODERATE	NO
48491020118	MIDDLE	NO
48491020119	MIDDLE	NO
48491020120	UPPER	NO
48491020121	UPPER	NO
48491020122	UPPER	NO
48491020123	MIDDLE	NO
48491020124	UPPER	NO
48491020201	MIDDLE	NO
48491020203	MIDDLE	NO
48491020205	UPPER	NO
48491020206	MODERATE	NO
48491020207	UPPER	NO
48491020208	UPPER	NO
48491020310	UPPER	NO
48491020311	MIDDLE	YES
48491020319	MIDDLE	NO
48491020321	MODERATE	NO
48491020323	MIDDLE	NO
48491020325	MODERATE	YES
48491020326	UPPER	NO
48491020327	MIDDLE	NO
48491020329	MIDDLE	NO



Williamson, TEXAS

Census Tract	Tract Income Class	Minority Tract
48491020330	MIDDLE	NO
48491020331	MIDDLE	NO
48491020332	MODERATE	NO
48491020333	UPPER	NO
48491020334	MIDDLE	NO
48491020335	MIDDLE	NO
48491020336	MIDDLE	NO
48491020337	UPPER	NO
48491020338	UPPER	NO
48491020339	UPPER	NO
48491020340	MODERATE	NO
48491020341	MIDDLE	NO
48491020342	MIDDLE	NO
48491020343	MIDDLE	NO
48491020344	MIDDLE	NO
48491020345	UPPER	YES
48491020346	MIDDLE	YES
48491020347	MIDDLE	YES
48491020348	MIDDLE	NO
48491020349	MODERATE	NO
48491020350	UPPER	NO
48491020351	MIDDLE	NO
48491020352	MIDDLE	NO
48491020353	MIDDLE	NO
48491020354	MIDDLE	NO
48491020355	UPPER	NO
48491020356	MIDDLE	NO

Williamson, TEXAS

Census Tract	Tract Income Class	Minority Tract
48491020403	MIDDLE	NO
48491020404	UPPER	NO
48491020405	MIDDLE	YES
48491020406	MODERATE	NO
48491020408	MIDDLE	NO
48491020409	MIDDLE	NO
48491020410	MIDDLE	NO
48491020411	MIDDLE	NO
48491020503	UPPER	NO
48491020505	UPPER	NO
48491020507	MIDDLE	NO
48491020508	MIDDLE	YES
48491020509	UPPER	NO
48491020511	MODERATE	YES
48491020512	MODERATE	YES
48491020513	MODERATE	YES
48491020514	UPPER	NO
48491020515	MIDDLE	NO
48491020516	UPPER	YES
48491020517	UPPER	NO
48491020602	MIDDLE	NO
48491020604	UPPER	NO
48491020606	UPPER	NO
48491020607	UPPER	NO
48491020608	UPPER	NO
48491020609	UPPER	NO
48491020701	MODERATE	YES

Williamson, TEXAS

Census Tract	Tract Income Class	Minority Tract
48491020704	MODERATE	YES
48491020706	UPPER	NO
48491020707	MIDDLE	YES
48491020709	MODERATE	YES
48491020710	MIDDLE	YES
48491020711	UPPER	NO
48491020712	MIDDLE	YES
48491020713	MIDDLE	YES
48491020808	MODERATE	NO
48491020810	MIDDLE	YES
48491020811	MIDDLE	YES
48491020812	MODERATE	YES
48491020813	MIDDLE	NO
48491020814	UPPER	NO
48491020815	UPPER	NO
48491020816	MIDDLE	NO
48491020817	UPPER	YES
48491020818	UPPER	YES
48491020819	UPPER	NO
48491020820	MIDDLE	YES
48491020821	MIDDLE	YES
48491020822	MIDDLE	NO
48491020900	MIDDLE	NO
48491021000	MODERATE	YES
48491021100	LOW	YES
48491021201	MODERATE	NO
48491021202	MIDDLE	NO



Williamson, TEXAS

Census Tract	Tract Income Class	Minority Tract
48491021203	MODERATE	YES
48491021300	MODERATE	NO
48491021402	LOW	YES
48491021404	MIDDLE	NO
48491021405	UPPER	NO
48491021406	UPPER	NO
48491021407	MIDDLE	YES
48491021502	MODERATE	YES
48491021503	MODERATE	YES
48491021506	MIDDLE	YES
48491021509	MIDDLE	YES
48491021510	UPPER	YES
48491021511	MODERATE	NO
48491021512	MIDDLE	YES
48491021513	LOW	YES
48491021514	MODERATE	YES
48491021515	MIDDLE	YES
48491021516	MODERATE	YES
48491021517	MIDDLE	YES
48491021518	MIDDLE	YES
48491021601	MIDDLE	YES
48491021602	MODERATE	YES
48491021603	MIDDLE	NO

Williamson, TEXAS

Census Tract	Tract Income Class	Minority Tract
Summary Data: Williamson		
Number of Census Tracts		135
Number of Minority Tracts		44
Percentage of Minority Tracts		32.59%
Number of Low Income Tracts		3
Percentage of Low Income Tracts		2.22%
Number of Moderate Income Tracts		29
Percentage of Moderate Income Tracts		21.48%
Number of Middle Income Tracts		63
Percentage of Middle Income Tracts		46.67%
Number of Upper Income Tracts		40
Percentage of Upper Income Tracts		29.63%
Number of NA Income Tracts		0
Percentage of NA Income Tracts		0.00%

Wilson, TEXAS

Census Tract	Tract Income Class	Minority Tract
48493000102	UPPER	NO
48493000103	UPPER	NO
48493000104	UPPER	NO
48493000201	MODERATE	YES
48493000202	MIDDLE	NO

Wilson, TEXAS

Census Tract	Tract Income Class	Minority Tract
48493000300	MODERATE	YES
48493000402	MIDDLE	YES
48493000404	UPPER	NO
48493000405	UPPER	NO
48493000406	UPPER	YES
48493000500	MIDDLE	NO
48493000600	MIDDLE	NO
Summary Data: Wilson		
Number of Census Tracts		12
Number of Minority Tracts		4
Percentage of Minority Tracts		33.33%
Number of Low Income Tracts		0
Percentage of Low Income Tracts		0.00%
Number of Moderate Income Tracts		2
Percentage of Moderate Income Tracts		16.67%
Number of Middle Income Tracts		4
Percentage of Middle Income Tracts		33.33%
Number of Upper Income Tracts		6
Percentage of Upper Income Tracts		50.00%
Number of NA Income Tracts		0
Percentage of NA Income Tracts		0.00%

Winkler, TEXAS

Census Tract	Tract Income Class	Minority Tract
48495950200	MIDDLE	YES
48495950300	MIDDLE	YES
48495950400	UPPER	NO

Summary Data: Winkler

Number of Census Tracts	3
Number of Minority Tracts	2
Percentage of Minority Tracts	66.67%
Number of Low Income Tracts	0
Percentage of Low Income Tracts	0.00%
Number of Moderate Income Tracts	0
Percentage of Moderate Income Tracts	0.00%
Number of Middle Income Tracts	2
Percentage of Middle Income Tracts	66.67%
Number of Upper Income Tracts	1
Percentage of Upper Income Tracts	33.33%
Number of NA Income Tracts	0
Percentage of NA Income Tracts	0.00%

Wise, TEXAS

Census Tract	Tract Income Class	Minority Tract
48497150101	MIDDLE	NO
48497150103	MIDDLE	NO

Wise, TEXAS

Census Tract	Tract Income Class	Minority Tract
48497150104	MIDDLE	NO
48497150201	MIDDLE	NO
48497150202	MODERATE	NO
48497150300	MIDDLE	NO
48497150402	MIDDLE	NO
48497150403	UPPER	NO
48497150404	MIDDLE	NO
48497150405	MODERATE	NO
48497150500	MIDDLE	YES
48497150603	MODERATE	NO
48497150604	MIDDLE	NO
48497150605	MIDDLE	NO
48497150606	MIDDLE	NO
48497150607	MIDDLE	NO

Wise, TEXAS

Census Tract	Tract Income Class	Minority Tract
Summary Data: Wise		
Number of Census Tracts	16	
Number of Minority Tracts	1	
Percentage of Minority Tracts	6.25%	
Number of Low Income Tracts	0	
Percentage of Low Income Tracts	0.00%	
Number of Moderate Income Tracts	3	
Percentage of Moderate Income Tracts	18.75%	
Number of Middle Income Tracts	12	
Percentage of Middle Income Tracts	75.00%	
Number of Upper Income Tracts	1	
Percentage of Upper Income Tracts	6.25%	
Number of NA Income Tracts	0	
Percentage of NA Income Tracts	0.00%	

Wood, TEXAS

Census Tract	Tract Income Class	Minority Tract
48499950100	MIDDLE	NO
48499950200	MIDDLE	NO
48499950301	UPPER	NO
48499950303	MIDDLE	NO
48499950304	MIDDLE	NO



Wood, TEXAS

Census Tract	Tract Income Class	Minority Tract
48499950401	MIDDLE	NO
48499950402	MIDDLE	NO
48499950500	MIDDLE	NO
48499950601	MIDDLE	NO
48499950602	UPPER	NO
48499950700	UPPER	NO
48499950800	MIDDLE	NO

Summary Data: Wood

Number of Census Tracts	12
Number of Minority Tracts	0
Percentage of Minority Tracts	0.00%
Number of Low Income Tracts	0
Percentage of Low Income Tracts	0.00%
Number of Moderate Income Tracts	0
Percentage of Moderate Income Tracts	0.00%
Number of Middle Income Tracts	9
Percentage of Middle Income Tracts	75.00%
Number of Upper Income Tracts	3
Percentage of Upper Income Tracts	25.00%
Number of NA Income Tracts	0
Percentage of NA Income Tracts	0.00%

Yoakum, TEXAS

Census Tract	Tract Income Class	Minority Tract
48501950100	MIDDLE	YES
48501950200	UPPER	YES

Summary Data: Yoakum

Number of Census Tracts	2
Number of Minority Tracts	2
Percentage of Minority Tracts	100.00%
Number of Low Income Tracts	0
Percentage of Low Income Tracts	0.00%
Number of Moderate Income Tracts	0
Percentage of Moderate Income Tracts	0.00%
Number of Middle Income Tracts	1
Percentage of Middle Income Tracts	50.00%
Number of Upper Income Tracts	1
Percentage of Upper Income Tracts	50.00%
Number of NA Income Tracts	0
Percentage of NA Income Tracts	0.00%

Young, TEXAS

Census Tract	Tract Income Class	Minority Tract
48503950200	MIDDLE	NO
48503950401	UPPER	NO
48503950402	UPPER	NO

Young, TEXAS

Census Tract	Tract Income Class	Minority Tract
48503950500	MIDDLE	NO
48503950600	MIDDLE	NO

Summary Data: Young

Number of Census Tracts	5
Number of Minority Tracts	0
Percentage of Minority Tracts	0.00%
Number of Low Income Tracts	0
Percentage of Low Income Tracts	0.00%
Number of Moderate Income Tracts	0
Percentage of Moderate Income Tracts	0.00%
Number of Middle Income Tracts	3
Percentage of Middle Income Tracts	60.00%
Number of Upper Income Tracts	2
Percentage of Upper Income Tracts	40.00%
Number of NA Income Tracts	0
Percentage of NA Income Tracts	0.00%

Zapata, TEXAS

Census Tract	Tract Income Class	Minority Tract
48505950303	MODERATE	YES
48505950304	LOW	YES
48505950305	MIDDLE	YES

Zapata, TEXAS

Census Tract	Tract Income Class	Minority Tract
48505950306	MODERATE	YES
48505950401	MIDDLE	YES
48505950402	MIDDLE	YES

Summary Data: Zapata

Number of Census Tracts	6
Number of Minority Tracts	6
Percentage of Minority Tracts	100.00%
Number of Low Income Tracts	1
Percentage of Low Income Tracts	16.67%
Number of Moderate Income Tracts	2
Percentage of Moderate Income Tracts	33.33%
Number of Middle Income Tracts	3
Percentage of Middle Income Tracts	50.00%
Number of Upper Income Tracts	0
Percentage of Upper Income Tracts	0.00%
Number of NA Income Tracts	0
Percentage of NA Income Tracts	0.00%

Zavala, TEXAS

Census Tract	Tract Income Class	Minority Tract
48507950100	LOW	YES
48507950200	MODERATE	YES

Zavala, TEXAS

Census Tract	Tract Income Class	Minority Tract
48507950301	MIDDLE	YES
48507950302	MODERATE	YES

Summary Data: Zavala

Number of Census Tracts	4
Number of Minority Tracts	4
Percentage of Minority Tracts	100.00%
Number of Low Income Tracts	1
Percentage of Low Income Tracts	25.00%
Number of Moderate Income Tracts	2
Percentage of Moderate Income Tracts	50.00%
Number of Middle Income Tracts	1
Percentage of Middle Income Tracts	25.00%
Number of Upper Income Tracts	0
Percentage of Upper Income Tracts	0.00%
Number of NA Income Tracts	0
Percentage of NA Income Tracts	0.00%



Assessment Area Summary Data:	Number of Census Tracts:	6,896
--------------------------------------	---------------------------------	-------

Number of Minority Tracts	Number of Low Income Tracts	Number of Moderate Income Tracts	Number of Middle Income Tracts	Number of Upper Income Tracts	Number of NA Income Tracts
4,084	559	1,743	2,391	2,025	178

Percentage of Minority Tracts	Percentage of Low Income Tracts	Percentage of Moderate Income Tracts	Percentage of Middle Income Tracts	Percentage of Upper Income Tracts	Percentage of NA Income Tracts
59.22%	8.11%	25.28%	34.67%	29.36%	2.58%

