

GeoDataVision Report D-1 Census Tract Reference Book 2021/2022

Tract Income Classification and Minority Status—Based on Census data released by the FFIEC July, 2021 through April, 2022

Anderson, TEXAS

Census Tract	2021		2022		Change in Tract Income Class from 2021 through 2022
	Tract Income Class	Minority Tract	Tract Income Class	Minority Tract	
48001950100	MIDDLE	NO	MIDDLE	NO	No Change
48001950401	UPPER	YES	UPPER	YES	No Change
48001950402	NA	YES	NA	YES	No Change
48001950500	MODERATE	YES	MODERATE	YES	No Change
48001950600	MODERATE	NO	MODERATE	YES	No Change
48001950700	MODERATE	YES	MODERATE	YES	No Change
48001950800	MIDDLE	NO	MODERATE	NO	MIDDLE to MODERATE
48001950901	MIDDLE	NO	MODERATE	NO	MIDDLE to MODERATE
48001950902	MIDDLE	NO	MIDDLE	NO	No Change
48001951000	MIDDLE	NO			Not Applicable
48001951001			MIDDLE	NO	Not Applicable
48001951002			UPPER	NO	Not Applicable
48001951100	MIDDLE	NO	MIDDLE	NO	No Change

Anderson, TEXAS

Census Tract	2021		2022		Change in Tract Income Class from 2021 through 2022
	Tract Income Class	Minority Tract	Tract Income Class	Minority Tract	

Summary Data: Anderson	2021	2022
Number of Census Tracts	11	12
Number of Minority Tracts	4	5
Percentage of Minority Tracts	36.36%	41.67%
Number of Low Income Tracts	0	0
Percentage of Low Income Tracts	0.00%	0.00%
Number of Moderate Income Tracts	3	5
Percentage of Moderate Income Tracts	27.27%	41.67%
Number of Middle Income Tracts	6	4
Percentage of Middle Income Tracts	54.55%	33.33%
Number of Upper Income Tracts	1	2
Percentage of Upper Income Tracts	9.09%	16.67%
Number of NA Income Tracts	1	1
Percentage of NA Income Tracts	9.09%	8.33%

Andrews, TEXAS

Census Tract	2021		2022		Change in Tract Income Class from 2021 through 2022
	Tract Income Class	Minority Tract	Tract Income Class	Minority Tract	
48003950100	UPPER	NO	UPPER	NO	No Change
48003950200	UPPER	YES	UPPER	YES	No Change



Andrews, TEXAS

Census Tract	2021		2022		Change in Tract Income Class from 2021 through 2022
	Tract Income Class	Minority Tract	Tract Income Class	Minority Tract	
48003950300	MIDDLE	YES	MIDDLE	YES	No Change
48003950400	UPPER	YES	MIDDLE	YES	UPPER to MIDDLE

Summary Data: Andrews	2021	2022
Number of Census Tracts	4	4
Number of Minority Tracts	3	3
Percentage of Minority Tracts	75.00%	75.00%
Number of Low Income Tracts	0	0
Percentage of Low Income Tracts	0.00%	0.00%
Number of Moderate Income Tracts	0	0
Percentage of Moderate Income Tracts	0.00%	0.00%
Number of Middle Income Tracts	1	2
Percentage of Middle Income Tracts	25.00%	50.00%
Number of Upper Income Tracts	3	2
Percentage of Upper Income Tracts	75.00%	50.00%
Number of NA Income Tracts	0	0
Percentage of NA Income Tracts	0.00%	0.00%

Angelina, TEXAS

Census Tract	2021		2022		Change in Tract Income Class from 2021 through 2022
	Tract Income Class	Minority Tract	Tract Income Class	Minority Tract	
48005000101	MIDDLE	NO			Not Applicable

Angelina, TEXAS

Census Tract	2021		2022		Change in Tract Income Class from 2021 through 2022
	Tract Income Class	Minority Tract	Tract Income Class	Minority Tract	
48005000102	MIDDLE	NO	UPPER	NO	MIDDLE to UPPER
48005000103			UPPER	NO	Not Applicable
48005000104			MIDDLE	NO	Not Applicable
48005000200	MIDDLE	NO			Not Applicable
48005000201			MIDDLE	NO	Not Applicable
48005000202			MODERATE	NO	Not Applicable
48005000301	MIDDLE	NO	MIDDLE	NO	No Change
48005000302	MIDDLE	NO	MIDDLE	NO	No Change
48005000400	MIDDLE	YES	MODERATE	YES	MIDDLE to MODERATE
48005000500	MODERATE	YES	LOW	YES	MODERATE to LOW
48005000600	MODERATE	YES	MODERATE	YES	No Change
48005000700	MODERATE	YES	MIDDLE	YES	MODERATE to MIDDLE
48005000800	MIDDLE	NO	MIDDLE	NO	No Change
48005000901	MIDDLE	NO			Not Applicable
48005000902	UPPER	NO	UPPER	NO	No Change
48005000903			MIDDLE	NO	Not Applicable
48005000904			MIDDLE	YES	Not Applicable
48005001001	MIDDLE	YES	MODERATE	YES	MIDDLE to MODERATE
48005001002	MIDDLE	NO	MIDDLE	NO	No Change
48005001100	MIDDLE	NO			Not Applicable
48005001101			MIDDLE	NO	Not Applicable
48005001102			MIDDLE	NO	Not Applicable
48005001200	MIDDLE	NO	MODERATE	NO	MIDDLE to MODERATE
48005001300	MIDDLE	NO	MODERATE	NO	MIDDLE to MODERATE



Angelina, TEXAS

Census Tract	2021		2022		Change in Tract Income Class from 2021 through 2022
	Tract Income Class	Minority Tract	Tract Income Class	Minority Tract	

Summary Data: Angelina	2021	2022
Number of Census Tracts	17	21
Number of Minority Tracts	5	6
Percentage of Minority Tracts	29.41%	28.57%
Number of Low Income Tracts	0	1
Percentage of Low Income Tracts	0.00%	4.76%
Number of Moderate Income Tracts	3	6
Percentage of Moderate Income Tracts	17.65%	28.57%
Number of Middle Income Tracts	13	11
Percentage of Middle Income Tracts	76.47%	52.38%
Number of Upper Income Tracts	1	3
Percentage of Upper Income Tracts	5.88%	14.29%
Number of NA Income Tracts	0	0
Percentage of NA Income Tracts	0.00%	0.00%

Aransas, TEXAS

Census Tract	2021		2022		Change in Tract Income Class from 2021 through 2022
	Tract Income Class	Minority Tract	Tract Income Class	Minority Tract	
48007950103			UPPER	NO	Not Applicable
48007950200	UPPER	NO	MIDDLE	NO	UPPER to MIDDLE
48007950300	UPPER	NO			Not Applicable
48007950301			NA	NO	Not Applicable
48007950302			UPPER	NO	Not Applicable
48007950400	MODERATE	NO	MIDDLE	NO	MODERATE to MIDDLE
48007950500	MIDDLE	NO			Not Applicable
48007950501			MODERATE	NO	Not Applicable
48007950502			MODERATE	NO	Not Applicable
48007950503			UPPER	NO	Not Applicable
48007990000	NA	NO	NA	NO	No Change

Aransas, TEXAS

Census Tract	2021		2022		Change in Tract Income Class from 2021 through 2022
	Tract Income Class	Minority Tract	Tract Income Class	Minority Tract	
48007950100	MIDDLE	NO			Not Applicable
48007950101			NA	NO	Not Applicable
48007950102			MIDDLE	NO	Not Applicable



Aransas, TEXAS

Census Tract	2021		2022		Change in Tract Income Class from 2021 through 2022
	Tract Income Class	Minority Tract	Tract Income Class	Minority Tract	

Summary Data: Aransas	2021	2022
Number of Census Tracts	6	11
Number of Minority Tracts	0	0
Percentage of Minority Tracts	0.00%	0.00%
Number of Low Income Tracts	0	0
Percentage of Low Income Tracts	0.00%	0.00%
Number of Moderate Income Tracts	1	2
Percentage of Moderate Income Tracts	16.67%	18.18%
Number of Middle Income Tracts	2	3
Percentage of Middle Income Tracts	33.33%	27.27%
Number of Upper Income Tracts	2	3
Percentage of Upper Income Tracts	33.33%	27.27%
Number of NA Income Tracts	1	3
Percentage of NA Income Tracts	16.67%	27.27%

Archer, TEXAS

Census Tract	2021		2022		Change in Tract Income Class from 2021 through 2022
	Tract Income Class	Minority Tract	Tract Income Class	Minority Tract	

Summary Data: Archer	2021	2022
Number of Census Tracts	3	3
Number of Minority Tracts	0	0
Percentage of Minority Tracts	0.00%	0.00%
Number of Low Income Tracts	0	0
Percentage of Low Income Tracts	0.00%	0.00%
Number of Moderate Income Tracts	0	0
Percentage of Moderate Income Tracts	0.00%	0.00%
Number of Middle Income Tracts	2	1
Percentage of Middle Income Tracts	66.67%	33.33%
Number of Upper Income Tracts	1	2
Percentage of Upper Income Tracts	33.33%	66.67%
Number of NA Income Tracts	0	0
Percentage of NA Income Tracts	0.00%	0.00%

Archer, TEXAS

Census Tract	2021		2022		Change in Tract Income Class from 2021 through 2022
	Tract Income Class	Minority Tract	Tract Income Class	Minority Tract	
48009020100	UPPER	NO	UPPER	NO	No Change
48009020200	MIDDLE	NO	MIDDLE	NO	No Change
48009020300	MIDDLE	NO	UPPER	NO	MIDDLE to UPPER

Armstrong, TEXAS

Census Tract	2021		2022		Change in Tract Income Class from 2021 through 2022
	Tract Income Class	Minority Tract	Tract Income Class	Minority Tract	
48011950100	UPPER	NO	MIDDLE	NO	UPPER to MIDDLE



Armstrong, TEXAS

Census Tract	2021		2022		Change in Tract Income Class from 2021 through 2022
	Tract Income Class	Minority Tract	Tract Income Class	Minority Tract	
Summary Data: Armstrong			2021	2022	
Number of Census Tracts			1	1	
Number of Minority Tracts			0	0	
Percentage of Minority Tracts			0.00%	0.00%	
Number of Low Income Tracts			0	0	
Percentage of Low Income Tracts			0.00%	0.00%	
Number of Moderate Income Tracts			0	0	
Percentage of Moderate Income Tracts			0.00%	0.00%	
Number of Middle Income Tracts			0	1	
Percentage of Middle Income Tracts			0.00%	100.00%	
Number of Upper Income Tracts			1	0	
Percentage of Upper Income Tracts			100.00%	0.00%	
Number of NA Income Tracts			0	0	
Percentage of NA Income Tracts			0.00%	0.00%	

Atascosa, TEXAS

Census Tract	2021		2022		Change in Tract Income Class from 2021 through 2022
	Tract Income Class	Minority Tract	Tract Income Class	Minority Tract	
48013960100	MIDDLE	YES			Not Applicable
48013960101			MODERATE	YES	Not Applicable
48013960102			MIDDLE	YES	Not Applicable

Atascosa, TEXAS

Census Tract	2021		2022		Change in Tract Income Class from 2021 through 2022
	Tract Income Class	Minority Tract	Tract Income Class	Minority Tract	
48013960201	MIDDLE	YES			Not Applicable
48013960202	MIDDLE	YES			Not Applicable
48013960203			MODERATE	YES	Not Applicable
48013960204			MIDDLE	YES	Not Applicable
48013960205			MODERATE	YES	Not Applicable
48013960206			MIDDLE	YES	Not Applicable
48013960300	MODERATE	YES	MODERATE	YES	No Change
48013960401	MODERATE	YES	MODERATE	YES	No Change
48013960402	UPPER	YES			Not Applicable
48013960403			MIDDLE	YES	Not Applicable
48013960404			UPPER	NO	Not Applicable
48013960500	MIDDLE	YES	MODERATE	YES	MIDDLE to MODERATE
48013960600	MIDDLE	YES			Not Applicable
48013960601			MIDDLE	YES	Not Applicable
48013960602			UPPER	YES	Not Applicable



Atascosa, TEXAS

Census Tract	2021		2022		Change in Tract Income Class from 2021 through 2022
	Tract Income Class	Minority Tract	Tract Income Class	Minority Tract	

Summary Data: Atascosa	2021	2022
Number of Census Tracts	8	13
Number of Minority Tracts	8	12
Percentage of Minority Tracts	100.00%	92.31%
Number of Low Income Tracts	0	0
Percentage of Low Income Tracts	0.00%	0.00%
Number of Moderate Income Tracts	2	6
Percentage of Moderate Income Tracts	25.00%	46.15%
Number of Middle Income Tracts	5	5
Percentage of Middle Income Tracts	62.50%	38.46%
Number of Upper Income Tracts	1	2
Percentage of Upper Income Tracts	12.50%	15.38%
Number of NA Income Tracts	0	0
Percentage of NA Income Tracts	0.00%	0.00%

Austin, TEXAS

Census Tract	2021		2022		Change in Tract Income Class from 2021 through 2022
	Tract Income Class	Minority Tract	Tract Income Class	Minority Tract	
48015760100	MIDDLE	NO	MODERATE	NO	MIDDLE to MODERATE
48015760200	MIDDLE	YES			Not Applicable
48015760201			MODERATE	YES	Not Applicable

Austin, TEXAS

Census Tract	2021		2022		Change in Tract Income Class from 2021 through 2022
	Tract Income Class	Minority Tract	Tract Income Class	Minority Tract	
48015760202			MIDDLE	YES	Not Applicable
48015760300	MIDDLE	NO			Not Applicable
48015760301			MIDDLE	NO	Not Applicable
48015760302			MIDDLE	NO	Not Applicable
48015760400	MIDDLE	NO	MIDDLE	NO	No Change
48015760501	UPPER	NO	MIDDLE	NO	UPPER to MIDDLE
48015760502	MIDDLE	NO	MODERATE	NO	MIDDLE to MODERATE

Summary Data: Austin	2021	2022
Number of Census Tracts	6	8
Number of Minority Tracts	1	2
Percentage of Minority Tracts	16.67%	25.00%
Number of Low Income Tracts	0	0
Percentage of Low Income Tracts	0.00%	0.00%
Number of Moderate Income Tracts	0	3
Percentage of Moderate Income Tracts	0.00%	37.50%
Number of Middle Income Tracts	5	5
Percentage of Middle Income Tracts	83.33%	62.50%
Number of Upper Income Tracts	1	0
Percentage of Upper Income Tracts	16.67%	0.00%
Number of NA Income Tracts	0	0
Percentage of NA Income Tracts	0.00%	0.00%



Bailey, TEXAS

Census Tract	2021		2022		Change in Tract Income Class from 2021 through 2022
	Tract Income Class	Minority Tract	Tract Income Class	Minority Tract	
48017950100	MIDDLE	YES			Not Applicable
48017950101			MIDDLE	YES	Not Applicable
48017950102			MIDDLE	YES	Not Applicable

Summary Data: Bailey	2021	2022
Number of Census Tracts	1	2
Number of Minority Tracts	1	2
Percentage of Minority Tracts	100.00%	100.00%
Number of Low Income Tracts	0	0
Percentage of Low Income Tracts	0.00%	0.00%
Number of Moderate Income Tracts	0	0
Percentage of Moderate Income Tracts	0.00%	0.00%
Number of Middle Income Tracts	1	2
Percentage of Middle Income Tracts	100.00%	100.00%
Number of Upper Income Tracts	0	0
Percentage of Upper Income Tracts	0.00%	0.00%
Number of NA Income Tracts	0	0
Percentage of NA Income Tracts	0.00%	0.00%

Bandera, TEXAS

Census Tract	2021		2022		Change in Tract Income Class from 2021 through 2022
	Tract Income Class	Minority Tract	Tract Income Class	Minority Tract	
48019000101	MIDDLE	NO	MIDDLE	NO	No Change
48019000102	MIDDLE	NO			Not Applicable
48019000103			MODERATE	NO	Not Applicable
48019000104			MIDDLE	NO	Not Applicable
48019000200	MIDDLE	NO	MIDDLE	NO	No Change
48019000300	MIDDLE	NO			Not Applicable
48019000301			MIDDLE	NO	Not Applicable
48019000302			MIDDLE	NO	Not Applicable
48019000400	MIDDLE	NO	MIDDLE	NO	No Change

Bandera, TEXAS

Census Tract	2021		2022		Change in Tract Income Class from 2021 through 2022
	Tract Income Class	Minority Tract	Tract Income Class	Minority Tract	



Bandera, TEXAS

Census Tract	2021		2022		Change in Tract Income Class from 2021 through 2022
	Tract Income Class	Minority Tract	Tract Income Class	Minority Tract	
Summary Data: Bandera			2021	2022	
Number of Census Tracts			5	7	
Number of Minority Tracts			0	0	
Percentage of Minority Tracts			0.00%	0.00%	
Number of Low Income Tracts			0	0	
Percentage of Low Income Tracts			0.00%	0.00%	
Number of Moderate Income Tracts			0	1	
Percentage of Moderate Income Tracts			0.00%	14.29%	
Number of Middle Income Tracts			5	6	
Percentage of Middle Income Tracts			100.00%	85.71%	
Number of Upper Income Tracts			0	0	
Percentage of Upper Income Tracts			0.00%	0.00%	
Number of NA Income Tracts			0	0	
Percentage of NA Income Tracts			0.00%	0.00%	

Bastrop, TEXAS

Census Tract	2021		2022		Change in Tract Income Class from 2021 through 2022
	Tract Income Class	Minority Tract	Tract Income Class	Minority Tract	
48021950100	MIDDLE	NO			Not Applicable
48021950101			MIDDLE	YES	Not Applicable
48021950102			MIDDLE	YES	Not Applicable

Bastrop, TEXAS

Census Tract	2021		2022		Change in Tract Income Class from 2021 through 2022
	Tract Income Class	Minority Tract	Tract Income Class	Minority Tract	
48021950200	MIDDLE	YES			Not Applicable
48021950201			MODERATE	YES	Not Applicable
48021950202			MODERATE	YES	Not Applicable
48021950300	MIDDLE	NO			Not Applicable
48021950301			MIDDLE	NO	Not Applicable
48021950302			MIDDLE	NO	Not Applicable
48021950303			MODERATE	YES	Not Applicable
48021950400	MODERATE	NO			Not Applicable
48021950401			MODERATE	NO	Not Applicable
48021950402			UPPER	NO	Not Applicable
48021950403			MIDDLE	NO	Not Applicable
48021950501	MIDDLE	YES			Not Applicable
48021950502	MIDDLE	NO			Not Applicable
48021950503			MODERATE	NO	Not Applicable
48021950504			MIDDLE	NO	Not Applicable
48021950505			MODERATE	YES	Not Applicable
48021950506			MODERATE	YES	Not Applicable
48021950600	MODERATE	NO			Not Applicable
48021950601			MIDDLE	NO	Not Applicable
48021950602			MODERATE	NO	Not Applicable
48021950700	MODERATE	NO	MIDDLE	NO	MODERATE to MIDDLE
48021950801	MODERATE	YES			Not Applicable
48021950802	MIDDLE	YES			Not Applicable
48021950803			MIDDLE	YES	Not Applicable
48021950804			MIDDLE	YES	Not Applicable
48021950805			MODERATE	YES	Not Applicable
48021950806			MODERATE	YES	Not Applicable



Bastrop, TEXAS

Census Tract	2021		2022		Change in Tract Income Class from 2021 through 2022
	Tract Income Class	Minority Tract	Tract Income Class	Minority Tract	

Summary Data: Bastrop	2021	2022
Number of Census Tracts	10	21
Number of Minority Tracts	4	11
Percentage of Minority Tracts	40.00%	52.38%
Number of Low Income Tracts	0	0
Percentage of Low Income Tracts	0.00%	0.00%
Number of Moderate Income Tracts	4	10
Percentage of Moderate Income Tracts	40.00%	47.62%
Number of Middle Income Tracts	6	10
Percentage of Middle Income Tracts	60.00%	47.62%
Number of Upper Income Tracts	0	1
Percentage of Upper Income Tracts	0.00%	4.76%
Number of NA Income Tracts	0	0
Percentage of NA Income Tracts	0.00%	0.00%

Baylor, TEXAS

Census Tract	2021		2022		Change in Tract Income Class from 2021 through 2022
	Tract Income Class	Minority Tract	Tract Income Class	Minority Tract	

Summary Data: Baylor	2021	2022
Number of Census Tracts	1	2
Number of Minority Tracts	0	0
Percentage of Minority Tracts	0.00%	0.00%
Number of Low Income Tracts	0	0
Percentage of Low Income Tracts	0.00%	0.00%
Number of Moderate Income Tracts	0	0
Percentage of Moderate Income Tracts	0.00%	0.00%
Number of Middle Income Tracts	0	1
Percentage of Middle Income Tracts	0.00%	50.00%
Number of Upper Income Tracts	1	1
Percentage of Upper Income Tracts	100.00%	50.00%
Number of NA Income Tracts	0	0
Percentage of NA Income Tracts	0.00%	0.00%

Baylor, TEXAS

Census Tract	2021		2022		Change in Tract Income Class from 2021 through 2022
	Tract Income Class	Minority Tract	Tract Income Class	Minority Tract	
48023950300	UPPER	NO			Not Applicable
48023950301			UPPER	NO	Not Applicable
48023950302			MIDDLE	NO	Not Applicable

Bee, TEXAS

Census Tract	2021		2022		Change in Tract Income Class from 2021 through 2022
	Tract Income Class	Minority Tract	Tract Income Class	Minority Tract	
48025950100	MIDDLE	NO	MIDDLE	YES	No Change
48025950201	UPPER	YES	UPPER	YES	No Change
48025950202	MIDDLE	YES			Not Applicable



Bee, TEXAS

Census Tract	2021		2022		Change in Tract Income Class from 2021 through 2022
	Tract Income Class	Minority Tract	Tract Income Class	Minority Tract	
48025950203			MIDDLE	YES	Not Applicable
48025950204			UPPER	YES	Not Applicable
48025950300	MIDDLE	YES	MODERATE	YES	MIDDLE to MODERATE
48025950400	MIDDLE	YES	MODERATE	YES	MIDDLE to MODERATE
48025950500	MODERATE	YES			Not Applicable
48025950501			MODERATE	YES	Not Applicable
48025950502			MODERATE	YES	Not Applicable
48025950600	MIDDLE	YES	MIDDLE	YES	No Change

Bee, TEXAS

Census Tract	2021		2022		Change in Tract Income Class from 2021 through 2022
	Tract Income Class	Minority Tract	Tract Income Class	Minority Tract	

Summary Data: Bee	2021	2022
Number of Census Tracts	7	9
Number of Minority Tracts	6	9
Percentage of Minority Tracts	85.71%	100.00%
Number of Low Income Tracts	0	0
Percentage of Low Income Tracts	0.00%	0.00%
Number of Moderate Income Tracts	1	4
Percentage of Moderate Income Tracts	14.29%	44.44%
Number of Middle Income Tracts	5	3
Percentage of Middle Income Tracts	71.43%	33.33%
Number of Upper Income Tracts	1	2
Percentage of Upper Income Tracts	14.29%	22.22%
Number of NA Income Tracts	0	0
Percentage of NA Income Tracts	0.00%	0.00%

Bell, TEXAS

Census Tract	2021		2022		Change in Tract Income Class from 2021 through 2022
	Tract Income Class	Minority Tract	Tract Income Class	Minority Tract	
48027020100	MIDDLE	NO			Not Applicable
48027020101			MIDDLE	NO	Not Applicable
48027020102			MIDDLE	NO	Not Applicable



GeoDataVision Report D-1 Census Tract Reference Book 2021/2022: TEXAS

Bell, TEXAS

Census Tract	2021		2022		Change in Tract Income Class from 2021 through 2022
	Tract Income Class	Minority Tract	Tract Income Class	Minority Tract	
48027020201	UPPER	NO	UPPER	NO	No Change
48027020202	MIDDLE	NO			Not Applicable
48027020203			MIDDLE	NO	Not Applicable
48027020204			UPPER	NO	Not Applicable
48027020300	UPPER	NO			Not Applicable
48027020301			UPPER	NO	Not Applicable
48027020302			UPPER	NO	Not Applicable
48027020401	MIDDLE	YES	MODERATE	YES	MIDDLE to MODERATE
48027020402	MIDDLE	YES	MODERATE	YES	MIDDLE to MODERATE
48027020500	MIDDLE	YES	MIDDLE	YES	No Change
48027020600	MIDDLE	NO	UPPER	NO	MIDDLE to UPPER
48027020701	MODERATE	YES	MODERATE	YES	No Change
48027020702	LOW	YES	LOW	YES	No Change
48027020800	MODERATE	YES	LOW	YES	MODERATE to LOW
48027020900	MODERATE	YES	LOW	YES	MODERATE to LOW
48027021000	MODERATE	YES	MODERATE	YES	No Change
48027021100	MIDDLE	YES			Not Applicable
48027021101			UPPER	NO	Not Applicable
48027021102			MODERATE	YES	Not Applicable
48027021201	MIDDLE	NO	MODERATE	NO	MIDDLE to MODERATE
48027021202	MIDDLE	NO	MIDDLE	NO	No Change
48027021203	MIDDLE	NO	UPPER	NO	MIDDLE to UPPER
48027021301	UPPER	NO	MIDDLE	NO	UPPER to MIDDLE
48027021302	UPPER	NO	UPPER	NO	No Change
48027021303	UPPER	NO			Not Applicable
48027021304			MIDDLE	YES	Not Applicable
48027021305			MIDDLE	NO	Not Applicable

Bell, TEXAS

Census Tract	2021		2022		Change in Tract Income Class from 2021 through 2022
	Tract Income Class	Minority Tract	Tract Income Class	Minority Tract	
48027021400	UPPER	NO	UPPER	NO	No Change
48027021500	MIDDLE	NO			Not Applicable
48027021501			MODERATE	YES	Not Applicable
48027021502			UPPER	NO	Not Applicable
48027021601	MIDDLE	YES	MODERATE	YES	MIDDLE to MODERATE
48027021602	MIDDLE	YES	NA	NO	MIDDLE to NA
48027021700	UPPER	NO			Not Applicable
48027021701			UPPER	NO	Not Applicable
48027021702			MIDDLE	NO	Not Applicable
48027021800	MIDDLE	NO			Not Applicable
48027021801			MODERATE	NO	Not Applicable
48027021802			UPPER	NO	Not Applicable
48027021901	MIDDLE	NO	MIDDLE	YES	No Change
48027021903	UPPER	YES			Not Applicable
48027021904	UPPER	NO			Not Applicable
48027021905			UPPER	YES	Not Applicable
48027021906			UPPER	YES	Not Applicable
48027021907			UPPER	YES	Not Applicable
48027021908			UPPER	YES	Not Applicable
48027022000	MIDDLE	YES			Not Applicable
48027022001			LOW	YES	Not Applicable
48027022002			UPPER	YES	Not Applicable
48027022101	MODERATE	YES	MODERATE	YES	No Change
48027022103	MIDDLE	YES	MIDDLE	YES	No Change
48027022104	MODERATE	YES	MODERATE	YES	No Change
48027022105	MODERATE	YES	MODERATE	YES	No Change
48027022200	MODERATE	YES	MODERATE	YES	No Change



GeoDataVision Report D-1 Census Tract Reference Book 2021/2022: TEXAS

Bell, TEXAS

Census Tract	2021		2022		Change in Tract Income Class from 2021 through 2022
	Tract Income Class	Minority Tract	Tract Income Class	Minority Tract	
48027022300	MODERATE	YES	MODERATE	YES	No Change
48027022401	MIDDLE	YES	MODERATE	YES	MIDDLE to MODERATE
48027022402	UPPER	YES	UPPER	YES	No Change
48027022403	MIDDLE	YES	MIDDLE	YES	No Change
48027022404	MIDDLE	YES			Not Applicable
48027022405	MIDDLE	YES	MIDDLE	YES	No Change
48027022406			MIDDLE	YES	Not Applicable
48027022407			UPPER	YES	Not Applicable
48027022501	MIDDLE	NO	MODERATE	YES	MIDDLE to MODERATE
48027022502	MIDDLE	YES			Not Applicable
48027022503			MIDDLE	YES	Not Applicable
48027022504			MIDDLE	YES	Not Applicable
48027022600	MODERATE	YES	MODERATE	YES	No Change
48027022801	LOW	YES	LOW	YES	No Change
48027022900	MODERATE	YES	LOW	YES	MODERATE to LOW
48027023000	MIDDLE	YES			Not Applicable
48027023001			MIDDLE	YES	Not Applicable
48027023002			MIDDLE	YES	Not Applicable
48027023103	MODERATE	YES	MODERATE	YES	No Change
48027023104	MIDDLE	YES	MIDDLE	YES	No Change
48027023105	MIDDLE	YES			Not Applicable
48027023106	MIDDLE	YES			Not Applicable
48027023107	MIDDLE	YES			Not Applicable
48027023108	MIDDLE	YES			Not Applicable
48027023109			MIDDLE	YES	Not Applicable
48027023110			MODERATE	YES	Not Applicable
48027023111			MODERATE	YES	Not Applicable

Bell, TEXAS

Census Tract	2021		2022		Change in Tract Income Class from 2021 through 2022
	Tract Income Class	Minority Tract	Tract Income Class	Minority Tract	
48027023112			MIDDLE	YES	Not Applicable
48027023113			MIDDLE	YES	Not Applicable
48027023114			MODERATE	YES	Not Applicable
48027023115			MIDDLE	YES	Not Applicable
48027023116			MIDDLE	YES	Not Applicable
48027023117			MIDDLE	YES	Not Applicable
48027023118			MIDDLE	YES	Not Applicable
48027023201	MIDDLE	NO	MIDDLE	NO	No Change
48027023202	MODERATE	YES	MODERATE	YES	No Change
48027023203	MODERATE	YES	MODERATE	YES	No Change
48027023204	MODERATE	NO	MODERATE	YES	No Change
48027023300	UPPER	NO			Not Applicable
48027023301			UPPER	NO	Not Applicable
48027023302			UPPER	YES	Not Applicable
48027023402	UPPER	NO	MIDDLE	NO	UPPER to MIDDLE
48027023403	UPPER	NO			Not Applicable
48027023404	UPPER	NO	UPPER	NO	No Change
48027023405			UPPER	NO	Not Applicable
48027023406			UPPER	NO	Not Applicable
48027023500	LOW	YES	MODERATE	YES	LOW to MODERATE
48027980001	NA	YES	NA	NO	No Change
48027980002	NA	NO	NA	NO	No Change
48027980003	NA	NO	NA	YES	No Change



Bell, TEXAS

Census Tract	2021		2022		Change in Tract Income Class from 2021 through 2022
	Tract Income Class	Minority Tract	Tract Income Class	Minority Tract	

Summary Data: Bell	2021	2022
Number of Census Tracts	65	87
Number of Minority Tracts	39	57
Percentage of Minority Tracts	60.00%	65.52%
Number of Low Income Tracts	3	6
Percentage of Low Income Tracts	4.62%	6.90%
Number of Moderate Income Tracts	15	25
Percentage of Moderate Income Tracts	23.08%	28.74%
Number of Middle Income Tracts	30	28
Percentage of Middle Income Tracts	46.15%	32.18%
Number of Upper Income Tracts	14	24
Percentage of Upper Income Tracts	21.54%	27.59%
Number of NA Income Tracts	3	4
Percentage of NA Income Tracts	4.62%	4.60%

Bexar, TEXAS

Census Tract	2021		2022		Change in Tract Income Class from 2021 through 2022
	Tract Income Class	Minority Tract	Tract Income Class	Minority Tract	
48029110100	MIDDLE	YES	MIDDLE	YES	No Change
48029110300	MODERATE	YES	MODERATE	YES	No Change
48029110500	LOW	YES	LOW	YES	No Change

Bexar, TEXAS

Census Tract	2021		2022		Change in Tract Income Class from 2021 through 2022
	Tract Income Class	Minority Tract	Tract Income Class	Minority Tract	
48029110600	LOW	YES	LOW	YES	No Change
48029110700	MODERATE	YES	MODERATE	YES	No Change
48029110800	MODERATE	YES			Not Applicable
48029110900	UPPER	YES			Not Applicable
48029111000	MODERATE	YES	MODERATE	YES	No Change
48029111100			UPPER	YES	Not Applicable
48029120100	MIDDLE	YES	MIDDLE	NO	No Change
48029120300	UPPER	NO			Not Applicable
48029120301			UPPER	NO	Not Applicable
48029120302			UPPER	NO	Not Applicable
48029120400	UPPER	NO			Not Applicable
48029120401			UPPER	NO	Not Applicable
48029120402			UPPER	NO	Not Applicable
48029120501	MODERATE	YES			Not Applicable
48029120502	MODERATE	YES	MODERATE	YES	No Change
48029120503			MODERATE	YES	Not Applicable
48029120504			MODERATE	YES	Not Applicable
48029120600	MIDDLE	NO			Not Applicable
48029120601			MODERATE	YES	Not Applicable
48029120602			MIDDLE	NO	Not Applicable
48029120701	MODERATE	YES	MODERATE	YES	No Change
48029120702	UPPER	NO	UPPER	NO	No Change
48029120800	UPPER	NO	UPPER	NO	No Change
48029120901	MIDDLE	NO	UPPER	YES	MIDDLE to UPPER
48029120902	MIDDLE	YES	MIDDLE	YES	No Change
48029121000	MIDDLE	NO	MODERATE	YES	MIDDLE to MODERATE
48029121108	UPPER	NO			Not Applicable



Bexar, TEXAS

Census Tract	2021		2022		Change in Tract Income Class from 2021 through 2022
	Tract Income Class	Minority Tract	Tract Income Class	Minority Tract	
48029121110	UPPER	NO	UPPER	YES	No Change
48029121111	MIDDLE	YES	MIDDLE	YES	No Change
48029121112	MIDDLE	YES	MIDDLE	YES	No Change
48029121115	UPPER	NO	UPPER	NO	No Change
48029121116	MIDDLE	NO	UPPER	YES	MIDDLE to UPPER
48029121117	MIDDLE	YES	MIDDLE	YES	No Change
48029121118	MIDDLE	NO	MIDDLE	YES	No Change
48029121119	MIDDLE	NO	MIDDLE	YES	No Change
48029121120	UPPER	NO	MIDDLE	YES	UPPER to MIDDLE
48029121121	UPPER	NO	UPPER	NO	No Change
48029121122	UPPER	NO	UPPER	NO	No Change
48029121123			MODERATE	YES	Not Applicable
48029121124			UPPER	NO	Not Applicable
48029121203	MODERATE	YES	MODERATE	YES	No Change
48029121204	MODERATE	YES	MODERATE	YES	No Change
48029121205	MODERATE	YES	LOW	YES	MODERATE to LOW
48029121206	MIDDLE	YES	MIDDLE	YES	No Change
48029121300	MIDDLE	NO	MIDDLE	YES	No Change
48029121402	MIDDLE	YES	MIDDLE	YES	No Change
48029121403	MODERATE	YES	MODERATE	YES	No Change
48029121404	MODERATE	YES	LOW	YES	MODERATE to LOW
48029121501	UPPER	YES	MIDDLE	YES	UPPER to MIDDLE
48029121504	UPPER	YES	MIDDLE	YES	UPPER to MIDDLE
48029121505	MIDDLE	YES	MIDDLE	YES	No Change
48029121506	MODERATE	YES	MODERATE	YES	No Change
48029121507	MODERATE	YES	MIDDLE	YES	MODERATE to MIDDLE
48029121508	MODERATE	YES	MODERATE	YES	No Change

Bexar, TEXAS

Census Tract	2021		2022		Change in Tract Income Class from 2021 through 2022
	Tract Income Class	Minority Tract	Tract Income Class	Minority Tract	
48029121601	MIDDLE	YES	MODERATE	YES	MIDDLE to MODERATE
48029121604	MIDDLE	YES	MIDDLE	YES	No Change
48029121605	UPPER	YES	MIDDLE	YES	UPPER to MIDDLE
48029121606	MIDDLE	NO	MIDDLE	YES	No Change
48029121701	MIDDLE	NO	MIDDLE	YES	No Change
48029121702	UPPER	NO	MIDDLE	YES	UPPER to MIDDLE
48029121802	MIDDLE	YES	MIDDLE	YES	No Change
48029121803	MIDDLE	YES	MIDDLE	YES	No Change
48029121804	MIDDLE	YES	MODERATE	YES	MIDDLE to MODERATE
48029121808	UPPER	YES	MIDDLE	YES	UPPER to MIDDLE
48029121809	MIDDLE	YES	MIDDLE	YES	No Change
48029121810	UPPER	YES	MIDDLE	YES	UPPER to MIDDLE
48029121811	UPPER	YES	MIDDLE	YES	UPPER to MIDDLE
48029121812	MIDDLE	YES	MIDDLE	YES	No Change
48029121813	MIDDLE	NO	MIDDLE	YES	No Change
48029121903	UPPER	NO	UPPER	NO	No Change
48029121904	UPPER	NO	UPPER	YES	No Change
48029121905	UPPER	NO	UPPER	YES	No Change
48029121906	UPPER	NO	UPPER	YES	No Change
48029121907	UPPER	YES			Not Applicable
48029121908	UPPER	NO	UPPER	NO	No Change
48029121909	UPPER	YES	UPPER	YES	No Change
48029121910	UPPER	YES	UPPER	YES	No Change
48029121911			UPPER	YES	Not Applicable
48029121912			UPPER	YES	Not Applicable
48029130200	LOW	YES	MODERATE	YES	LOW to MODERATE
48029130300	MODERATE	YES	LOW	YES	MODERATE to LOW



Bexar, TEXAS

Census Tract	2021		2022		Change in Tract Income Class from 2021 through 2022
	Tract Income Class	Minority Tract	Tract Income Class	Minority Tract	
48029130401	MODERATE	YES	MODERATE	YES	No Change
48029130402	LOW	YES	LOW	YES	No Change
48029130500	LOW	YES	LOW	YES	No Change
48029130600	LOW	YES	LOW	YES	No Change
48029130700	MODERATE	YES	LOW	YES	MODERATE to LOW
48029130800	LOW	YES	LOW	YES	No Change
48029130900	LOW	YES	MODERATE	YES	LOW to MODERATE
48029131000	MODERATE	YES	MODERATE	YES	No Change
48029131100	MODERATE	YES	MODERATE	YES	No Change
48029131200	MODERATE	YES	LOW	YES	MODERATE to LOW
48029131300	MODERATE	YES	MODERATE	YES	No Change
48029131401	MIDDLE	YES	MIDDLE	YES	No Change
48029131402	MODERATE	YES	MODERATE	YES	No Change
48029131503	MIDDLE	YES	MIDDLE	YES	No Change
48029131504	MIDDLE	YES	MODERATE	YES	MIDDLE to MODERATE
48029131505	MIDDLE	YES	MIDDLE	YES	No Change
48029131506	MIDDLE	YES	MIDDLE	YES	No Change
48029131507	MODERATE	YES	MODERATE	YES	No Change
48029131601	UPPER	NO	UPPER	YES	No Change
48029131606	MIDDLE	YES	MIDDLE	YES	No Change
48029131608	MIDDLE	YES	MIDDLE	YES	No Change
48029131609	MIDDLE	YES	MIDDLE	YES	No Change
48029131610	MIDDLE	YES	MIDDLE	YES	No Change
48029131611	UPPER	YES			Not Applicable
48029131612	MIDDLE	YES	MIDDLE	YES	No Change
48029131613	MIDDLE	YES			Not Applicable
48029131614	MIDDLE	YES	MODERATE	YES	MIDDLE to MODERATE

Bexar, TEXAS

Census Tract	2021		2022		Change in Tract Income Class from 2021 through 2022
	Tract Income Class	Minority Tract	Tract Income Class	Minority Tract	
48029131615	MIDDLE	YES	MIDDLE	YES	No Change
48029131616			MIDDLE	YES	Not Applicable
48029131700	UPPER	NO	UPPER	NO	No Change
48029131801	UPPER	NO	UPPER	NO	No Change
48029131802	UPPER	NO	MIDDLE	YES	UPPER to MIDDLE
48029140100	MODERATE	YES	MODERATE	YES	No Change
48029140200	MODERATE	YES	MODERATE	YES	No Change
48029140300	LOW	YES	MODERATE	YES	LOW to MODERATE
48029140400	MODERATE	YES	MODERATE	YES	No Change
48029140500	MODERATE	YES	MODERATE	YES	No Change
48029140600	MODERATE	YES	MODERATE	YES	No Change
48029140700	MODERATE	YES	MODERATE	YES	No Change
48029140800	MODERATE	YES	MODERATE	YES	No Change
48029140900	MODERATE	YES	MODERATE	YES	No Change
48029141000	MODERATE	YES	LOW	YES	MODERATE to LOW
48029141101	MODERATE	YES	MODERATE	YES	No Change
48029141102	MODERATE	YES	MODERATE	YES	No Change
48029141200	MODERATE	YES	MODERATE	YES	No Change
48029141300	MIDDLE	YES	MODERATE	YES	MIDDLE to MODERATE
48029141402	MIDDLE	YES	MIDDLE	YES	No Change
48029141403	MODERATE	YES	MODERATE	YES	No Change
48029141404	MIDDLE	YES	MODERATE	YES	MIDDLE to MODERATE
48029141600	MODERATE	YES	MIDDLE	YES	MODERATE to MIDDLE
48029141700	MIDDLE	YES	MIDDLE	YES	No Change
48029141800	MIDDLE	YES	MODERATE	YES	MIDDLE to MODERATE
48029141900	MIDDLE	NO	MIDDLE	YES	No Change
48029150100	MODERATE	YES	MODERATE	YES	No Change



Bexar, TEXAS

Census Tract	2021		2022		Change in Tract Income Class from 2021 through 2022
	Tract Income Class	Minority Tract	Tract Income Class	Minority Tract	
48029150300	MODERATE	YES	MODERATE	YES	No Change
48029150400	MODERATE	YES	MODERATE	YES	No Change
48029150501	MODERATE	YES	MODERATE	YES	No Change
48029150502	MODERATE	YES	MODERATE	YES	No Change
48029150600	MODERATE	YES	LOW	YES	MODERATE to LOW
48029150700	MODERATE	YES	MODERATE	YES	No Change
48029150800	LOW	YES	LOW	YES	No Change
48029150900	MODERATE	YES	MODERATE	YES	No Change
48029151000	MODERATE	YES	MODERATE	YES	No Change
48029151100	MODERATE	YES	MODERATE	YES	No Change
48029151200	MODERATE	YES	MODERATE	YES	No Change
48029151301	MODERATE	YES	MODERATE	YES	No Change
48029151302	MODERATE	YES	MODERATE	YES	No Change
48029151400	MODERATE	YES	MODERATE	YES	No Change
48029151500	MODERATE	YES	MODERATE	YES	No Change
48029151600	MODERATE	YES	MODERATE	YES	No Change
48029151700	MIDDLE	YES	MIDDLE	YES	No Change
48029151900	MODERATE	YES	MODERATE	YES	No Change
48029152000	MODERATE	YES	MIDDLE	YES	MODERATE to MIDDLE
48029152100	MODERATE	YES	MIDDLE	YES	MODERATE to MIDDLE
48029152201	MODERATE	YES	MODERATE	YES	No Change
48029152202	MIDDLE	YES	MIDDLE	YES	No Change
48029160100	LOW	YES	LOW	YES	No Change
48029160200	MODERATE	YES	MODERATE	YES	No Change
48029160300	MODERATE	YES	MODERATE	YES	No Change
48029160400	MODERATE	YES	MODERATE	YES	No Change
48029160501	LOW	YES	LOW	YES	No Change

Bexar, TEXAS

Census Tract	2021		2022		Change in Tract Income Class from 2021 through 2022
	Tract Income Class	Minority Tract	Tract Income Class	Minority Tract	
48029160502	MODERATE	YES	LOW	YES	MODERATE to LOW
48029160600	LOW	YES	MODERATE	YES	LOW to MODERATE
48029160701	LOW	YES	MODERATE	YES	LOW to MODERATE
48029160702	LOW	YES	LOW	YES	No Change
48029160901	MODERATE	YES	MODERATE	YES	No Change
48029160902	MODERATE	YES	MODERATE	YES	No Change
48029161000	LOW	YES	MODERATE	YES	LOW to MODERATE
48029161100	MODERATE	YES	MODERATE	YES	No Change
48029161200	MODERATE	YES	MODERATE	YES	No Change
48029161302	MODERATE	YES	MODERATE	YES	No Change
48029161303	MODERATE	YES	MODERATE	YES	No Change
48029161304	LOW	YES	MODERATE	YES	LOW to MODERATE
48029161400	MIDDLE	NO	MIDDLE	NO	No Change
48029161501	MODERATE	YES	MODERATE	YES	No Change
48029161503	MODERATE	YES	MODERATE	YES	No Change
48029161504	MODERATE	YES	MODERATE	YES	No Change
48029161600	MODERATE	YES	MODERATE	YES	No Change
48029161801	MODERATE	YES	MIDDLE	YES	MODERATE to MIDDLE
48029161802	MODERATE	YES	MODERATE	YES	No Change
48029161901	MODERATE	YES	MODERATE	YES	No Change
48029161902	MIDDLE	YES	MIDDLE	YES	No Change
48029162001	MODERATE	YES	MODERATE	YES	No Change
48029162003	MODERATE	YES	MIDDLE	YES	MODERATE to MIDDLE
48029162004	MODERATE	YES	MODERATE	YES	No Change
48029170101	MODERATE	YES	MODERATE	YES	No Change
48029170102	MODERATE	YES	MODERATE	YES	No Change
48029170200	LOW	YES	LOW	YES	No Change



Bexar, TEXAS

Census Tract	2021		2022		Change in Tract Income Class from 2021 through 2022
	Tract Income Class	Minority Tract	Tract Income Class	Minority Tract	
48029170300	LOW	YES	MODERATE	YES	LOW to MODERATE
48029170401	LOW	YES	LOW	YES	No Change
48029170402	LOW	YES	MODERATE	YES	LOW to MODERATE
48029170500	MODERATE	YES	MODERATE	YES	No Change
48029170600	MODERATE	YES	MIDDLE	YES	MODERATE to MIDDLE
48029170700	MODERATE	YES	MODERATE	YES	No Change
48029170800	LOW	YES	LOW	YES	No Change
48029170900	LOW	YES	MODERATE	YES	LOW to MODERATE
48029171000	LOW	YES	LOW	YES	No Change
48029171100	LOW	YES	LOW	YES	No Change
48029171200	MODERATE	YES	LOW	YES	MODERATE to LOW
48029171301	MODERATE	YES	LOW	YES	MODERATE to LOW
48029171302	MODERATE	YES	MODERATE	YES	No Change
48029171401	MODERATE	YES	MODERATE	YES	No Change
48029171402	MODERATE	YES	MODERATE	YES	No Change
48029171501	LOW	YES	MODERATE	YES	LOW to MODERATE
48029171502	LOW	YES	LOW	YES	No Change
48029171601	LOW	YES	LOW	YES	No Change
48029171602	MODERATE	YES	LOW	YES	MODERATE to LOW
48029171700	MODERATE	YES	MODERATE	YES	No Change
48029171801	MODERATE	YES	MODERATE	YES	No Change
48029171802	MODERATE	YES	MODERATE	YES	No Change
48029171902	MODERATE	YES			Not Applicable
48029171903	MODERATE	YES	MODERATE	YES	No Change
48029171912	UPPER	YES	UPPER	YES	No Change
48029171913	MODERATE	YES	MODERATE	YES	No Change
48029171914	MIDDLE	YES	MIDDLE	YES	No Change

Bexar, TEXAS

Census Tract	2021		2022		Change in Tract Income Class from 2021 through 2022
	Tract Income Class	Minority Tract	Tract Income Class	Minority Tract	
48029171915	MIDDLE	YES	MIDDLE	YES	No Change
48029171916	MIDDLE	YES	UPPER	YES	MIDDLE to UPPER
48029171917	UPPER	YES	UPPER	YES	No Change
48029171918	UPPER	YES	MIDDLE	YES	UPPER to MIDDLE
48029171919	MIDDLE	YES	MIDDLE	YES	No Change
48029171920	MIDDLE	YES	MIDDLE	YES	No Change
48029171921	MIDDLE	YES	MIDDLE	YES	No Change
48029171922	MIDDLE	YES	MIDDLE	YES	No Change
48029171923	UPPER	YES	MIDDLE	YES	UPPER to MIDDLE
48029171924	UPPER	YES	MIDDLE	YES	UPPER to MIDDLE
48029171925	MIDDLE	YES			Not Applicable
48029171926			LOW	YES	Not Applicable
48029171927			MIDDLE	YES	Not Applicable
48029171928			UPPER	YES	Not Applicable
48029171929			MIDDLE	YES	Not Applicable
48029172002	MIDDLE	YES	UPPER	YES	MIDDLE to UPPER
48029172003	UPPER	YES	UPPER	YES	No Change
48029172004	UPPER	YES	UPPER	YES	No Change
48029172005	UPPER	YES	UPPER	YES	No Change
48029172006	UPPER	YES	UPPER	YES	No Change
48029172007	UPPER	YES			Not Applicable
48029172008			UPPER	YES	Not Applicable
48029172009			UPPER	YES	Not Applicable
48029180101	MIDDLE	YES	MIDDLE	YES	No Change
48029180102	MIDDLE	YES	UPPER	YES	MIDDLE to UPPER
48029180201	MODERATE	YES	MODERATE	YES	No Change
48029180202	MIDDLE	YES	MODERATE	YES	MIDDLE to MODERATE



Bexar, TEXAS

Census Tract	2021		2022		Change in Tract Income Class from 2021 through 2022
	Tract Income Class	Minority Tract	Tract Income Class	Minority Tract	
48029180300	MODERATE	YES	MODERATE	YES	No Change
48029180400	MODERATE	YES	MODERATE	YES	No Change
48029180501	MODERATE	YES	MODERATE	YES	No Change
48029180503	MODERATE	YES	MODERATE	YES	No Change
48029180504	MODERATE	YES	LOW	YES	MODERATE to LOW
48029180602	MIDDLE	YES	MODERATE	YES	MIDDLE to MODERATE
48029180603	MODERATE	YES	MIDDLE	YES	MODERATE to MIDDLE
48029180604	MIDDLE	YES	MIDDLE	YES	No Change
48029180701	MIDDLE	YES	MODERATE	YES	MIDDLE to MODERATE
48029180702	MIDDLE	YES	MODERATE	YES	MIDDLE to MODERATE
48029180800	MODERATE	YES	MODERATE	YES	No Change
48029180901	MIDDLE	YES	MIDDLE	YES	No Change
48029180902	MODERATE	YES	MODERATE	YES	No Change
48029181001	MIDDLE	YES	MODERATE	YES	MIDDLE to MODERATE
48029181003	MODERATE	YES	LOW	YES	MODERATE to LOW
48029181004	MODERATE	YES	MODERATE	YES	No Change
48029181005	MODERATE	YES	LOW	YES	MODERATE to LOW
48029181100	MIDDLE	YES	MIDDLE	YES	No Change
48029181200	UPPER	NO	UPPER	YES	No Change
48029181301	MIDDLE	YES	MIDDLE	YES	No Change
48029181302	MIDDLE	YES	MIDDLE	YES	No Change
48029181303	LOW	YES	MODERATE	YES	LOW to MODERATE
48029181402	LOW	YES	MODERATE	YES	LOW to MODERATE
48029181403	MODERATE	YES	MODERATE	YES	No Change
48029181404	MIDDLE	YES	MODERATE	YES	MIDDLE to MODERATE
48029181503	MIDDLE	YES	MODERATE	YES	MIDDLE to MODERATE
48029181504	MODERATE	YES	MIDDLE	YES	MODERATE to MIDDLE

Bexar, TEXAS

Census Tract	2021		2022		Change in Tract Income Class from 2021 through 2022
	Tract Income Class	Minority Tract	Tract Income Class	Minority Tract	
48029181505	MIDDLE	YES	MIDDLE	YES	No Change
48029181506	MIDDLE	YES	MODERATE	YES	MIDDLE to MODERATE
48029181601	MIDDLE	YES	MODERATE	YES	MIDDLE to MODERATE
48029181602	MODERATE	YES	MODERATE	YES	No Change
48029181703	UPPER	YES	UPPER	YES	No Change
48029181704	MIDDLE	YES	MIDDLE	YES	No Change
48029181705	MIDDLE	YES	MODERATE	YES	MIDDLE to MODERATE
48029181711	UPPER	YES	MIDDLE	YES	UPPER to MIDDLE
48029181712	UPPER	YES	MIDDLE	YES	UPPER to MIDDLE
48029181713	MIDDLE	YES	MIDDLE	YES	No Change
48029181715	MIDDLE	YES	MIDDLE	YES	No Change
48029181716	MIDDLE	YES	MODERATE	YES	MIDDLE to MODERATE
48029181718	UPPER	YES	MIDDLE	YES	UPPER to MIDDLE
48029181720	UPPER	YES	UPPER	YES	No Change
48029181721	UPPER	YES	UPPER	YES	No Change
48029181722	UPPER	YES	UPPER	YES	No Change
48029181723	UPPER	YES	MIDDLE	YES	UPPER to MIDDLE
48029181724	UPPER	YES	UPPER	YES	No Change
48029181725	MODERATE	YES	MIDDLE	YES	MODERATE to MIDDLE
48029181726	UPPER	YES	UPPER	YES	No Change
48029181727	MIDDLE	YES	MIDDLE	YES	No Change
48029181728	MIDDLE	YES			Not Applicable
48029181729	UPPER	YES	UPPER	YES	No Change
48029181730	MIDDLE	YES	MIDDLE	YES	No Change
48029181731	UPPER	YES	UPPER	YES	No Change
48029181732			MODERATE	YES	Not Applicable
48029181733			UPPER	YES	Not Applicable



Bexar, TEXAS

Census Tract	2021		2022		Change in Tract Income Class from 2021 through 2022
	Tract Income Class	Minority Tract	Tract Income Class	Minority Tract	
48029181808	MODERATE	YES	UPPER	YES	MODERATE to UPPER
48029181809	MODERATE	YES	MIDDLE	YES	MODERATE to MIDDLE
48029181811	UPPER	YES	MIDDLE	YES	UPPER to MIDDLE
48029181813	MODERATE	YES	MODERATE	YES	No Change
48029181814	MIDDLE	YES	UPPER	YES	MIDDLE to UPPER
48029181815	UPPER	YES	UPPER	YES	No Change
48029181816	UPPER	YES	UPPER	YES	No Change
48029181817	UPPER	YES	MIDDLE	YES	UPPER to MIDDLE
48029181818	MIDDLE	YES	UPPER	YES	MIDDLE to UPPER
48029181819	MIDDLE	YES	MIDDLE	YES	No Change
48029181820	MIDDLE	YES	MIDDLE	YES	No Change
48029181821	UPPER	YES	UPPER	YES	No Change
48029181822	UPPER	YES	MIDDLE	YES	UPPER to MIDDLE
48029181823	UPPER	YES	MIDDLE	YES	UPPER to MIDDLE
48029181824	UPPER	YES	UPPER	YES	No Change
48029181825	UPPER	YES	MIDDLE	YES	UPPER to MIDDLE
48029181826	UPPER	YES	UPPER	YES	No Change
48029181901	UPPER	YES	UPPER	YES	No Change
48029181902	UPPER	NO	UPPER	YES	No Change
48029182001	UPPER	NO	UPPER	YES	No Change
48029182002	UPPER	NO	UPPER	YES	No Change
48029182003	UPPER	NO	UPPER	YES	No Change
48029182101	UPPER	NO	UPPER	NO	No Change
48029182102	UPPER	NO	UPPER	NO	No Change
48029182103	UPPER	NO	UPPER	NO	No Change
48029182105	UPPER	NO	UPPER	YES	No Change
48029182106	UPPER	NO	UPPER	YES	No Change

Bexar, TEXAS

Census Tract	2021		2022		Change in Tract Income Class from 2021 through 2022
	Tract Income Class	Minority Tract	Tract Income Class	Minority Tract	
48029190100	LOW	YES	MODERATE	YES	LOW to MODERATE
48029190200	UPPER	YES	UPPER	YES	No Change
48029190400	UPPER	NO	UPPER	NO	No Change
48029190501	MODERATE	YES	MODERATE	YES	No Change
48029190503	MODERATE	YES	MODERATE	YES	No Change
48029190504	MIDDLE	YES	MIDDLE	YES	No Change
48029190601	MODERATE	YES	MODERATE	YES	No Change
48029190603	MODERATE	YES	MODERATE	YES	No Change
48029190604	MODERATE	YES	MODERATE	YES	No Change
48029190700	MODERATE	YES	MIDDLE	YES	MODERATE to MIDDLE
48029190800	UPPER	NO	UPPER	NO	No Change
48029190901	MODERATE	YES	MODERATE	YES	No Change
48029190902	MIDDLE	YES	MIDDLE	YES	No Change
48029191003	MODERATE	YES	MODERATE	YES	No Change
48029191004	MODERATE	YES	LOW	YES	MODERATE to LOW
48029191005	MODERATE	YES	MODERATE	YES	No Change
48029191006	MODERATE	YES	MODERATE	YES	No Change
48029191101	UPPER	NO	UPPER	NO	No Change
48029191102	UPPER	NO	UPPER	YES	No Change
48029191201	UPPER	YES	MIDDLE	YES	UPPER to MIDDLE
48029191202	MIDDLE	YES	MODERATE	YES	MIDDLE to MODERATE
48029191303	MIDDLE	NO	MIDDLE	YES	No Change
48029191304	MIDDLE	YES	LOW	YES	MIDDLE to LOW
48029191405	UPPER	NO	UPPER	NO	No Change
48029191406	UPPER	NO	UPPER	NO	No Change
48029191408	MODERATE	YES	MODERATE	YES	No Change
48029191409	MODERATE	YES	MODERATE	YES	No Change



Bexar, TEXAS

Census Tract	2021		2022		Change in Tract Income Class from 2021 through 2022
	Tract Income Class	Minority Tract	Tract Income Class	Minority Tract	
48029191410	MODERATE	YES	MODERATE	YES	No Change
48029191411	UPPER	NO	MIDDLE	YES	UPPER to MIDDLE
48029191412	UPPER	NO	UPPER	NO	No Change
48029191413	UPPER	NO	UPPER	NO	No Change
48029191503	UPPER	NO	UPPER	NO	No Change
48029191504	UPPER	NO	UPPER	NO	No Change
48029191505	UPPER	NO	UPPER	NO	No Change
48029191506	UPPER	NO	UPPER	YES	No Change
48029191701	UPPER	NO	UPPER	NO	No Change
48029191702	UPPER	NO	UPPER	NO	No Change
48029191804	UPPER	NO	UPPER	NO	No Change
48029191806	UPPER	NO	UPPER	NO	No Change
48029191807	UPPER	NO	UPPER	YES	No Change
48029191808	UPPER	NO	UPPER	YES	No Change
48029191809	UPPER	NO	UPPER	YES	No Change
48029191810	UPPER	NO	UPPER	YES	No Change
48029191811	UPPER	NO	UPPER	YES	No Change
48029191812	UPPER	NO	UPPER	YES	No Change
48029191813	UPPER	NO	UPPER	YES	No Change
48029191814	UPPER	NO	UPPER	YES	No Change
48029191815	UPPER	YES	UPPER	YES	No Change
48029191816	UPPER	NO	UPPER	NO	No Change
48029191817	UPPER	NO			Not Applicable
48029191818			UPPER	YES	Not Applicable
48029191819			UPPER	YES	Not Applicable
48029191900	LOW	YES	MIDDLE	YES	LOW to MIDDLE
48029192000	MODERATE	YES	MIDDLE	YES	MODERATE to MIDDLE

Bexar, TEXAS

Census Tract	2021		2022		Change in Tract Income Class from 2021 through 2022
	Tract Income Class	Minority Tract	Tract Income Class	Minority Tract	
48029192100	UPPER	YES	UPPER	YES	No Change
48029192200	MODERATE	YES	MODERATE	YES	No Change
48029192300	UPPER	NO	UPPER	NO	No Change
48029980001	NA	NO	NA	YES	No Change
48029980002	NA	YES	NA	NO	No Change
48029980003	MODERATE	NO	MIDDLE	NO	MODERATE to MIDDLE
48029980004	NA	NO	NA	YES	No Change
48029980005	NA	YES	NA	YES	No Change
48029980100	LOW	NO	LOW	YES	No Change



Bexar, TEXAS

Census Tract	2021		2022		Change in Tract Income Class from 2021 through 2022
	Tract Income Class	Minority Tract	Tract Income Class	Minority Tract	

Summary Data: Bexar	2021	2022
Number of Census Tracts	366	375
Number of Minority Tracts	291	337
Percentage of Minority Tracts	79.51%	89.87%
Number of Low Income Tracts	33	35
Percentage of Low Income Tracts	9.02%	9.33%
Number of Moderate Income Tracts	131	137
Percentage of Moderate Income Tracts	35.79%	36.53%
Number of Middle Income Tracts	92	102
Percentage of Middle Income Tracts	25.14%	27.20%
Number of Upper Income Tracts	106	97
Percentage of Upper Income Tracts	28.96%	25.87%
Number of NA Income Tracts	4	4
Percentage of NA Income Tracts	1.09%	1.07%

Blanco, TEXAS

Census Tract	2021		2022		Change in Tract Income Class from 2021 through 2022
	Tract Income Class	Minority Tract	Tract Income Class	Minority Tract	
48031950100	UPPER	NO			Not Applicable
48031950101			MIDDLE	NO	Not Applicable
48031950102			UPPER	NO	Not Applicable

Blanco, TEXAS

Census Tract	2021		2022		Change in Tract Income Class from 2021 through 2022
	Tract Income Class	Minority Tract	Tract Income Class	Minority Tract	
48031950200	MIDDLE	NO			Not Applicable
48031950201			MIDDLE	NO	Not Applicable
48031950202			UPPER	NO	Not Applicable

Summary Data: Blanco	2021	2022
Number of Census Tracts	2	4
Number of Minority Tracts	0	0
Percentage of Minority Tracts	0.00%	0.00%
Number of Low Income Tracts	0	0
Percentage of Low Income Tracts	0.00%	0.00%
Number of Moderate Income Tracts	0	0
Percentage of Moderate Income Tracts	0.00%	0.00%
Number of Middle Income Tracts	1	2
Percentage of Middle Income Tracts	50.00%	50.00%
Number of Upper Income Tracts	1	2
Percentage of Upper Income Tracts	50.00%	50.00%
Number of NA Income Tracts	0	0
Percentage of NA Income Tracts	0.00%	0.00%

Borden, TEXAS

Census Tract	2021		2022		Change in Tract Income Class from 2021 through 2022
	Tract Income Class	Minority Tract	Tract Income Class	Minority Tract	



Borden, TEXAS

Census Tract	2021		2022		Change in Tract Income Class from 2021 through 2022
	Tract Income Class	Minority Tract	Tract Income Class	Minority Tract	
48033950100	UPPER	NO	UPPER	NO	No Change

Summary Data: Borden	2021	2022
Number of Census Tracts	1	1
Number of Minority Tracts	0	0
Percentage of Minority Tracts	0.00%	0.00%
Number of Low Income Tracts	0	0
Percentage of Low Income Tracts	0.00%	0.00%
Number of Moderate Income Tracts	0	0
Percentage of Moderate Income Tracts	0.00%	0.00%
Number of Middle Income Tracts	0	0
Percentage of Middle Income Tracts	0.00%	0.00%
Number of Upper Income Tracts	1	1
Percentage of Upper Income Tracts	100.00%	100.00%
Number of NA Income Tracts	0	0
Percentage of NA Income Tracts	0.00%	0.00%

Bosque, TEXAS

Census Tract	2021		2022		Change in Tract Income Class from 2021 through 2022
	Tract Income Class	Minority Tract	Tract Income Class	Minority Tract	
48035950100	MIDDLE	NO	MIDDLE	NO	No Change
48035950200	MODERATE	NO	MIDDLE	NO	MODERATE to MIDDLE

Bosque, TEXAS

Census Tract	2021		2022		Change in Tract Income Class from 2021 through 2022
	Tract Income Class	Minority Tract	Tract Income Class	Minority Tract	
48035950300	UPPER	NO	MIDDLE	NO	UPPER to MIDDLE
48035950400	UPPER	NO	UPPER	NO	No Change
48035950500	MIDDLE	NO	MIDDLE	NO	No Change
48035950600	MIDDLE	NO	MIDDLE	NO	No Change
48035950700	MIDDLE	NO	MIDDLE	NO	No Change

Summary Data: Bosque	2021	2022
Number of Census Tracts	7	7
Number of Minority Tracts	0	0
Percentage of Minority Tracts	0.00%	0.00%
Number of Low Income Tracts	0	0
Percentage of Low Income Tracts	0.00%	0.00%
Number of Moderate Income Tracts	1	0
Percentage of Moderate Income Tracts	14.29%	0.00%
Number of Middle Income Tracts	4	6
Percentage of Middle Income Tracts	57.14%	85.71%
Number of Upper Income Tracts	2	1
Percentage of Upper Income Tracts	28.57%	14.29%
Number of NA Income Tracts	0	0
Percentage of NA Income Tracts	0.00%	0.00%



Bowie, TEXAS

Census Tract	2021		2022		Change in Tract Income Class from 2021 through 2022
	Tract Income Class	Minority Tract	Tract Income Class	Minority Tract	
48037010100	MIDDLE	NO	MIDDLE	YES	No Change
48037010400	MODERATE	YES	MODERATE	YES	No Change
48037010500	MODERATE	YES	LOW	YES	MODERATE to LOW
48037010600	MODERATE	YES	LOW	YES	MODERATE to LOW
48037010700	MIDDLE	YES	MIDDLE	YES	No Change
48037010800	MODERATE	YES	MODERATE	YES	No Change
48037010901	UPPER	NO			Not Applicable
48037010902	MIDDLE	NO			Not Applicable
48037010903			UPPER	NO	Not Applicable
48037010904			UPPER	NO	Not Applicable
48037010905			MIDDLE	YES	Not Applicable
48037010906			UPPER	NO	Not Applicable
48037011000	MIDDLE	NO			Not Applicable
48037011001			UPPER	NO	Not Applicable
48037011002			MIDDLE	NO	Not Applicable
48037011100	MIDDLE	NO			Not Applicable
48037011101			MIDDLE	NO	Not Applicable
48037011102			MIDDLE	NO	Not Applicable
48037011200	UPPER	NO			Not Applicable
48037011201			UPPER	NO	Not Applicable
48037011202			UPPER	NO	Not Applicable
48037011300	MIDDLE	NO			Not Applicable
48037011301			MIDDLE	NO	Not Applicable
48037011302			MODERATE	NO	Not Applicable
48037011401	MIDDLE	NO			Not Applicable
48037011402	MIDDLE	NO	MIDDLE	NO	No Change
48037011403			UPPER	NO	Not Applicable

Bowie, TEXAS

Census Tract	2021		2022		Change in Tract Income Class from 2021 through 2022
	Tract Income Class	Minority Tract	Tract Income Class	Minority Tract	
48037011404			UPPER	NO	Not Applicable
48037011501	UPPER	NO	MIDDLE	NO	UPPER to MIDDLE
48037011502	MODERATE	NO	MODERATE	NO	No Change
48037011600	MIDDLE	NO			Not Applicable
48037011601			MIDDLE	NO	Not Applicable
48037011602			MIDDLE	NO	Not Applicable
48037011700	MIDDLE	NO	MIDDLE	NO	No Change

Summary Data: Bowie	2021	2022
Number of Census Tracts	18	26
Number of Minority Tracts	5	7
Percentage of Minority Tracts	27.78%	26.92%
Number of Low Income Tracts	0	2
Percentage of Low Income Tracts	0.00%	7.69%
Number of Moderate Income Tracts	5	4
Percentage of Moderate Income Tracts	27.78%	15.38%
Number of Middle Income Tracts	10	12
Percentage of Middle Income Tracts	55.56%	46.15%
Number of Upper Income Tracts	3	8
Percentage of Upper Income Tracts	16.67%	30.77%
Number of NA Income Tracts	0	0
Percentage of NA Income Tracts	0.00%	0.00%



Brazoria, TEXAS

Census Tract	2021		2022		Change in Tract Income Class from 2021 through 2022
	Tract Income Class	Minority Tract	Tract Income Class	Minority Tract	
48039660100	UPPER	NO	UPPER	NO	No Change
48039660200	UPPER	NO	UPPER	NO	No Change
48039660300	UPPER	NO			Not Applicable
48039660301			MIDDLE	YES	Not Applicable
48039660302			UPPER	NO	Not Applicable
48039660303			UPPER	NO	Not Applicable
48039660400	UPPER	NO			Not Applicable
48039660401			MIDDLE	YES	Not Applicable
48039660402			UPPER	YES	Not Applicable
48039660403			UPPER	YES	Not Applicable
48039660500	MIDDLE	NO			Not Applicable
48039660501			UPPER	YES	Not Applicable
48039660502			UPPER	YES	Not Applicable
48039660503			MIDDLE	YES	Not Applicable
48039660504			MIDDLE	YES	Not Applicable
48039660601	UPPER	YES			Not Applicable
48039660602	UPPER	YES			Not Applicable
48039660603			UPPER	YES	Not Applicable
48039660604			UPPER	YES	Not Applicable
48039660605			UPPER	YES	Not Applicable
48039660606			UPPER	YES	Not Applicable
48039660607			NA	YES	Not Applicable
48039660608			MIDDLE	NO	Not Applicable
48039660609			UPPER	YES	Not Applicable
48039660610			UPPER	YES	Not Applicable
48039660611			UPPER	YES	Not Applicable
48039660612			UPPER	YES	Not Applicable

Brazoria, TEXAS

Census Tract	2021		2022		Change in Tract Income Class from 2021 through 2022
	Tract Income Class	Minority Tract	Tract Income Class	Minority Tract	
48039660613			UPPER	YES	Not Applicable
48039660614			UPPER	YES	Not Applicable
48039660615			UPPER	YES	Not Applicable
48039660616			MIDDLE	YES	Not Applicable
48039660701	UPPER	YES			Not Applicable
48039660702	UPPER	YES			Not Applicable
48039660703			UPPER	YES	Not Applicable
48039660704			UPPER	YES	Not Applicable
48039660705			UPPER	YES	Not Applicable
48039660706			UPPER	YES	Not Applicable
48039660707			UPPER	YES	Not Applicable
48039660708			UPPER	YES	Not Applicable
48039660801	UPPER	YES			Not Applicable
48039660802	UPPER	YES			Not Applicable
48039660803			UPPER	YES	Not Applicable
48039660804			UPPER	YES	Not Applicable
48039660805			UPPER	YES	Not Applicable
48039660806			MIDDLE	YES	Not Applicable
48039660900	MIDDLE	YES			Not Applicable
48039660901			MIDDLE	YES	Not Applicable
48039660902			MIDDLE	YES	Not Applicable
48039661000	MIDDLE	NO	UPPER	NO	MIDDLE to UPPER
48039661100	MIDDLE	NO	MODERATE	YES	MIDDLE to MODERATE
48039661200	MODERATE	NO	LOW	NO	MODERATE to LOW
48039661300	MODERATE	NO	MODERATE	YES	No Change
48039661400	MODERATE	NO	MODERATE	NO	No Change
48039661501	MIDDLE	NO	MIDDLE	NO	No Change



Brazoria, TEXAS

Census Tract	2021		2022		Change in Tract Income Class from 2021 through 2022
	Tract Income Class	Minority Tract	Tract Income Class	Minority Tract	
48039661502	MIDDLE	NO	MIDDLE	NO	No Change
48039661601	MIDDLE	NO	MIDDLE	NO	No Change
48039661602	MIDDLE	NO	MIDDLE	YES	No Change
48039661700	MIDDLE	NO	MIDDLE	NO	No Change
48039661800	MIDDLE	YES	UPPER	YES	MIDDLE to UPPER
48039661900	MIDDLE	YES			Not Applicable
48039661901			MIDDLE	YES	Not Applicable
48039661902			MIDDLE	YES	Not Applicable
48039662000	MIDDLE	NO	MIDDLE	NO	No Change
48039662100	MIDDLE	YES	MIDDLE	YES	No Change
48039662200	MIDDLE	NO	UPPER	NO	MIDDLE to UPPER
48039662300	MIDDLE	NO	MIDDLE	NO	No Change
48039662400	MIDDLE	NO	MIDDLE	NO	No Change
48039662500	MIDDLE	NO	UPPER	NO	MIDDLE to UPPER
48039662600	MIDDLE	NO	MIDDLE	NO	No Change
48039662700	MIDDLE	NO	MIDDLE	NO	No Change
48039662800	MIDDLE	NO	MIDDLE	NO	No Change
48039662900	MIDDLE	NO	MIDDLE	NO	No Change
48039663000	MIDDLE	NO	MIDDLE	NO	No Change
48039663100	UPPER	NO	UPPER	NO	No Change
48039663200	UPPER	NO	MIDDLE	NO	UPPER to MIDDLE
48039663300	MIDDLE	NO	MODERATE	YES	MIDDLE to MODERATE
48039663400	MIDDLE	NO	MIDDLE	NO	No Change
48039663500	MIDDLE	NO	MIDDLE	NO	No Change
48039663600	UPPER	NO	UPPER	NO	No Change
48039663700	MIDDLE	NO	MIDDLE	YES	No Change
48039663800	MIDDLE	YES	MODERATE	YES	MIDDLE to MODERATE

Brazoria, TEXAS

Census Tract	2021		2022		Change in Tract Income Class from 2021 through 2022
	Tract Income Class	Minority Tract	Tract Income Class	Minority Tract	
48039663900	MODERATE	YES	MODERATE	YES	No Change
48039664000	MODERATE	YES	MIDDLE	YES	MODERATE to MIDDLE
48039664100	MODERATE	YES	MIDDLE	YES	MODERATE to MIDDLE
48039664200	MODERATE	NO	MIDDLE	NO	MODERATE to MIDDLE
48039664300	LOW	YES	MODERATE	YES	LOW to MODERATE
48039664400	MIDDLE	YES	MODERATE	YES	MIDDLE to MODERATE
48039664501	MIDDLE	NO	MIDDLE	NO	No Change
48039990000	NA	NO	NA	NO	No Change



Brazoria, TEXAS

Census Tract	2021		2022		Change in Tract Income Class from 2021 through 2022
	Tract Income Class	Minority Tract	Tract Income Class	Minority Tract	
Summary Data: Brazoria			2021	2022	
Number of Census Tracts			51	78	
Number of Minority Tracts			16	48	
Percentage of Minority Tracts			31.37%	61.54%	
Number of Low Income Tracts			1	1	
Percentage of Low Income Tracts			1.96%	1.28%	
Number of Moderate Income Tracts			7	8	
Percentage of Moderate Income Tracts			13.73%	10.26%	
Number of Middle Income Tracts			29	33	
Percentage of Middle Income Tracts			56.86%	42.31%	
Number of Upper Income Tracts			13	34	
Percentage of Upper Income Tracts			25.49%	43.59%	
Number of NA Income Tracts			1	2	
Percentage of NA Income Tracts			1.96%	2.56%	

Brazos, TEXAS

Census Tract	2021		2022		Change in Tract Income Class from 2021 through 2022
	Tract Income Class	Minority Tract	Tract Income Class	Minority Tract	
48041000101	MIDDLE	NO			Not Applicable
48041000102	UPPER	NO			Not Applicable
48041000103	UPPER	NO	MIDDLE	NO	UPPER to MIDDLE

Brazos, TEXAS

Census Tract	2021		2022		Change in Tract Income Class from 2021 through 2022
	Tract Income Class	Minority Tract	Tract Income Class	Minority Tract	
48041000104			MIDDLE	NO	Not Applicable
48041000105			UPPER	NO	Not Applicable
48041000106			UPPER	NO	Not Applicable
48041000107			UPPER	NO	Not Applicable
48041000108			UPPER	NO	Not Applicable
48041000201	MODERATE	NO			Not Applicable
48041000202	MODERATE	YES			Not Applicable
48041000203			UPPER	NO	Not Applicable
48041000204			MODERATE	YES	Not Applicable
48041000205			UPPER	YES	Not Applicable
48041000206			UPPER	NO	Not Applicable
48041000207			UPPER	NO	Not Applicable
48041000300	MODERATE	YES			Not Applicable
48041000301			MODERATE	YES	Not Applicable
48041000302			MIDDLE	YES	Not Applicable
48041000400	MIDDLE	YES			Not Applicable
48041000401			MODERATE	YES	Not Applicable
48041000402			LOW	YES	Not Applicable
48041000500	MODERATE	YES			Not Applicable
48041000501			LOW	YES	Not Applicable
48041000502			LOW	YES	Not Applicable
48041000603	MODERATE	YES	MODERATE	YES	No Change
48041000604	MODERATE	YES			Not Applicable
48041000605			MODERATE	YES	Not Applicable
48041000606			MODERATE	YES	Not Applicable
48041000700	MODERATE	YES	MODERATE	YES	No Change
48041000800	UPPER	NO	MIDDLE	NO	UPPER to MIDDLE



Brazos, TEXAS

Census Tract	2021		2022		Change in Tract Income Class from 2021 through 2022
	Tract Income Class	Minority Tract	Tract Income Class	Minority Tract	
48041000900	MODERATE	YES	LOW	YES	MODERATE to LOW
48041001000	MODERATE	YES			Not Applicable
48041001001			NA	YES	Not Applicable
48041001002			MODERATE	NO	Not Applicable
48041001100	MIDDLE	NO			Not Applicable
48041001101			MIDDLE	NO	Not Applicable
48041001102			MODERATE	YES	Not Applicable
48041001301	MIDDLE	NO	LOW	NO	MIDDLE to LOW
48041001302	MIDDLE	NO	MIDDLE	NO	No Change
48041001303	MODERATE	NO	MODERATE	NO	No Change
48041001400	LOW	NO			Not Applicable
48041001401			LOW	NO	Not Applicable
48041001601	LOW	NO			Not Applicable
48041001604	MODERATE	NO	MODERATE	NO	No Change
48041001605	MODERATE	YES	MODERATE	YES	No Change
48041001606	LOW	NO	MODERATE	YES	LOW to MODERATE
48041001607			MODERATE	YES	Not Applicable
48041001608			UPPER	NO	Not Applicable
48041001701	LOW	NO			Not Applicable
48041001702	MODERATE	NO	MODERATE	YES	No Change
48041001703			LOW	YES	Not Applicable
48041001704			MODERATE	YES	Not Applicable
48041001801	MIDDLE	NO	MIDDLE	NO	No Change
48041001803	MIDDLE	NO	MIDDLE	NO	No Change
48041001804	MIDDLE	YES	MODERATE	NO	MIDDLE to MODERATE
48041001900	UPPER	NO			Not Applicable
48041001901			UPPER	NO	Not Applicable

Brazos, TEXAS

Census Tract	2021		2022		Change in Tract Income Class from 2021 through 2022
	Tract Income Class	Minority Tract	Tract Income Class	Minority Tract	
48041001902			MIDDLE	NO	Not Applicable
48041002001	UPPER	NO	UPPER	NO	No Change
48041002002	UPPER	NO			Not Applicable
48041002006	MIDDLE	NO	UPPER	NO	MIDDLE to UPPER
48041002007	UPPER	NO			Not Applicable
48041002008	UPPER	NO			Not Applicable
48041002009	UPPER	NO	UPPER	NO	No Change
48041002010	UPPER	NO	UPPER	NO	No Change
48041002011	UPPER	NO	UPPER	NO	No Change
48041002012	LOW	NO			Not Applicable
48041002013	MIDDLE	NO			Not Applicable
48041002014	UPPER	NO	MIDDLE	NO	UPPER to MIDDLE
48041002015	NA	NO			Not Applicable
48041002016			UPPER	NO	Not Applicable
48041002017			NA	YES	Not Applicable
48041002018			MIDDLE	NO	Not Applicable
48041002019			MIDDLE	NO	Not Applicable
48041002020			UPPER	NO	Not Applicable
48041002021			MIDDLE	NO	Not Applicable
48041002022			UPPER	NO	Not Applicable
48041002023			NA	NO	Not Applicable
48041002024			NA	NO	Not Applicable
48041002025			UPPER	NO	Not Applicable
48041002026			UPPER	NO	Not Applicable
48041002100			LOW	NO	Not Applicable
48041980000	NA	NO	NA	YES	No Change



Brazos, TEXAS

Census Tract	2021		2022		Change in Tract Income Class from 2021 through 2022
	Tract Income Class	Minority Tract	Tract Income Class	Minority Tract	

Summary Data: Brazos	2021	2022
Number of Census Tracts	42	63
Number of Minority Tracts	11	23
Percentage of Minority Tracts	26.19%	36.51%
Number of Low Income Tracts	5	8
Percentage of Low Income Tracts	11.90%	12.70%
Number of Moderate Income Tracts	13	17
Percentage of Moderate Income Tracts	30.95%	26.98%
Number of Middle Income Tracts	10	13
Percentage of Middle Income Tracts	23.81%	20.63%
Number of Upper Income Tracts	12	20
Percentage of Upper Income Tracts	28.57%	31.75%
Number of NA Income Tracts	2	5
Percentage of NA Income Tracts	4.76%	7.94%

Brewster, TEXAS

Census Tract	2021		2022		Change in Tract Income Class from 2021 through 2022
	Tract Income Class	Minority Tract	Tract Income Class	Minority Tract	

Summary Data: Brewster	2021	2022
Number of Census Tracts	3	3
Number of Minority Tracts	1	1
Percentage of Minority Tracts	33.33%	33.33%
Number of Low Income Tracts	0	0
Percentage of Low Income Tracts	0.00%	0.00%
Number of Moderate Income Tracts	1	1
Percentage of Moderate Income Tracts	33.33%	33.33%
Number of Middle Income Tracts	2	1
Percentage of Middle Income Tracts	66.67%	33.33%
Number of Upper Income Tracts	0	1
Percentage of Upper Income Tracts	0.00%	33.33%
Number of NA Income Tracts	0	0
Percentage of NA Income Tracts	0.00%	0.00%

Brewster, TEXAS

Census Tract	2021		2022		Change in Tract Income Class from 2021 through 2022
	Tract Income Class	Minority Tract	Tract Income Class	Minority Tract	
48043950300	MIDDLE	NO	UPPER	NO	MIDDLE to UPPER
48043950400	MODERATE	YES	MODERATE	YES	No Change
48043950500	MIDDLE	NO	MIDDLE	NO	No Change

Briscoe, TEXAS

Census Tract	2021		2022		Change in Tract Income Class from 2021 through 2022
	Tract Income Class	Minority Tract	Tract Income Class	Minority Tract	
48045950200	MIDDLE	NO	MIDDLE	NO	No Change



Briscoe, TEXAS

Census Tract	2021		2022		Change in Tract Income Class from 2021 through 2022
	Tract Income Class	Minority Tract	Tract Income Class	Minority Tract	

Summary Data: Briscoe	2021	2022
Number of Census Tracts	1	1
Number of Minority Tracts	0	0
Percentage of Minority Tracts	0.00%	0.00%
Number of Low Income Tracts	0	0
Percentage of Low Income Tracts	0.00%	0.00%
Number of Moderate Income Tracts	0	0
Percentage of Moderate Income Tracts	0.00%	0.00%
Number of Middle Income Tracts	1	1
Percentage of Middle Income Tracts	100.00%	100.00%
Number of Upper Income Tracts	0	0
Percentage of Upper Income Tracts	0.00%	0.00%
Number of NA Income Tracts	0	0
Percentage of NA Income Tracts	0.00%	0.00%

Brooks, TEXAS

Census Tract	2021		2022		Change in Tract Income Class from 2021 through 2022
	Tract Income Class	Minority Tract	Tract Income Class	Minority Tract	

Summary Data: Brooks	2021	2022
Number of Census Tracts	2	2
Number of Minority Tracts	2	2
Percentage of Minority Tracts	100.00%	100.00%
Number of Low Income Tracts	1	0
Percentage of Low Income Tracts	50.00%	0.00%
Number of Moderate Income Tracts	1	2
Percentage of Moderate Income Tracts	50.00%	100.00%
Number of Middle Income Tracts	0	0
Percentage of Middle Income Tracts	0.00%	0.00%
Number of Upper Income Tracts	0	0
Percentage of Upper Income Tracts	0.00%	0.00%
Number of NA Income Tracts	0	0
Percentage of NA Income Tracts	0.00%	0.00%

Brooks, TEXAS

Census Tract	2021		2022		Change in Tract Income Class from 2021 through 2022
	Tract Income Class	Minority Tract	Tract Income Class	Minority Tract	
48047950100	MODERATE	YES	MODERATE	YES	No Change
48047950200	LOW	YES	MODERATE	YES	LOW to MODERATE

Brown, TEXAS

Census Tract	2021		2022		Change in Tract Income Class from 2021 through 2022
	Tract Income Class	Minority Tract	Tract Income Class	Minority Tract	
48049950100	MIDDLE	NO	MIDDLE	NO	No Change
48049950200	MIDDLE	NO			Not Applicable
48049950201			MIDDLE	NO	Not Applicable



Brown, TEXAS

Census Tract	2021		2022		Change in Tract Income Class from 2021 through 2022
	Tract Income Class	Minority Tract	Tract Income Class	Minority Tract	
48049950202			UPPER	NO	Not Applicable
48049950300	MIDDLE	NO	UPPER	NO	MIDDLE to UPPER
48049950500	MIDDLE	NO	MIDDLE	NO	No Change
48049950600	LOW	NO	LOW	NO	No Change
48049950700	LOW	YES	NA	YES	LOW to NA
48049950800	MODERATE	YES	MODERATE	YES	No Change
48049950900	MIDDLE	NO	MIDDLE	NO	No Change
48049951000	MODERATE	NO	MIDDLE	NO	MODERATE to MIDDLE
48049951100	MIDDLE	NO	MIDDLE	NO	No Change
48049951200	MIDDLE	NO	UPPER	NO	MIDDLE to UPPER
48049951300	UPPER	NO	MIDDLE	NO	UPPER to MIDDLE

Brown, TEXAS

Census Tract	2021		2022		Change in Tract Income Class from 2021 through 2022
	Tract Income Class	Minority Tract	Tract Income Class	Minority Tract	

Summary Data: Brown	2021	2022
Number of Census Tracts	12	13
Number of Minority Tracts	2	2
Percentage of Minority Tracts	16.67%	15.38%
Number of Low Income Tracts	2	1
Percentage of Low Income Tracts	16.67%	7.69%
Number of Moderate Income Tracts	2	1
Percentage of Moderate Income Tracts	16.67%	7.69%
Number of Middle Income Tracts	7	7
Percentage of Middle Income Tracts	58.33%	53.85%
Number of Upper Income Tracts	1	3
Percentage of Upper Income Tracts	8.33%	23.08%
Number of NA Income Tracts	0	1
Percentage of NA Income Tracts	0.00%	7.69%

Burleson, TEXAS

Census Tract	2021		2022		Change in Tract Income Class from 2021 through 2022
	Tract Income Class	Minority Tract	Tract Income Class	Minority Tract	
48051970100	MIDDLE	NO	MODERATE	NO	MIDDLE to MODERATE
48051970200	UPPER	NO			Not Applicable
48051970201			MIDDLE	NO	Not Applicable



Burleson, TEXAS

Census Tract	2021		2022		Change in Tract Income Class from 2021 through 2022
	Tract Income Class	Minority Tract	Tract Income Class	Minority Tract	
48051970202			UPPER	NO	Not Applicable
48051970300	MIDDLE	NO	MIDDLE	NO	No Change
48051970400	MIDDLE	NO	MIDDLE	NO	No Change
48051970500	MIDDLE	NO			Not Applicable
48051970501			MIDDLE	NO	Not Applicable
48051970502			MIDDLE	NO	Not Applicable

Summary Data: Burleson	2021	2022
Number of Census Tracts	5	7
Number of Minority Tracts	0	0
Percentage of Minority Tracts	0.00%	0.00%
Number of Low Income Tracts	0	0
Percentage of Low Income Tracts	0.00%	0.00%
Number of Moderate Income Tracts	0	1
Percentage of Moderate Income Tracts	0.00%	14.29%
Number of Middle Income Tracts	4	5
Percentage of Middle Income Tracts	80.00%	71.43%
Number of Upper Income Tracts	1	1
Percentage of Upper Income Tracts	20.00%	14.29%
Number of NA Income Tracts	0	0
Percentage of NA Income Tracts	0.00%	0.00%

Burnet, TEXAS

Census Tract	2021		2022		Change in Tract Income Class from 2021 through 2022
	Tract Income Class	Minority Tract	Tract Income Class	Minority Tract	
48053960100	MIDDLE	NO			Not Applicable
48053960101			MIDDLE	NO	Not Applicable
48053960102			UPPER	NO	Not Applicable
48053960200	UPPER	NO	UPPER	NO	No Change
48053960300	MIDDLE	NO			Not Applicable
48053960301			UPPER	NO	Not Applicable
48053960302			MIDDLE	NO	Not Applicable
48053960400	MIDDLE	NO			Not Applicable
48053960401			MIDDLE	NO	Not Applicable
48053960402			MIDDLE	NO	Not Applicable
48053960500	MODERATE	NO			Not Applicable
48053960501			MIDDLE	YES	Not Applicable
48053960502			MIDDLE	NO	Not Applicable
48053960600	UPPER	NO	UPPER	NO	No Change
48053960700	MIDDLE	NO			Not Applicable
48053960701			MIDDLE	NO	Not Applicable
48053960702			MIDDLE	NO	Not Applicable
48053960800	UPPER	NO			Not Applicable
48053960801			MIDDLE	NO	Not Applicable
48053960802			UPPER	NO	Not Applicable
48053960803			UPPER	NO	Not Applicable



Burnet, TEXAS

Census Tract	2021		2022		Change in Tract Income Class from 2021 through 2022
	Tract Income Class	Minority Tract	Tract Income Class	Minority Tract	


Summary Data: Burnet	2021	2022
Number of Census Tracts	8	15
Number of Minority Tracts	0	1
Percentage of Minority Tracts	0.00%	6.67%
Number of Low Income Tracts	0	0
Percentage of Low Income Tracts	0.00%	0.00%
Number of Moderate Income Tracts	1	0
Percentage of Moderate Income Tracts	12.50%	0.00%
Number of Middle Income Tracts	4	9
Percentage of Middle Income Tracts	50.00%	60.00%
Number of Upper Income Tracts	3	6
Percentage of Upper Income Tracts	37.50%	40.00%
Number of NA Income Tracts	0	0
Percentage of NA Income Tracts	0.00%	0.00%

Caldwell, TEXAS

Census Tract	2021		2022		Change in Tract Income Class from 2021 through 2022
	Tract Income Class	Minority Tract	Tract Income Class	Minority Tract	
48055960104			MODERATE	YES	Not Applicable
48055960200	MODERATE	YES	MODERATE	YES	No Change
48055960300	MIDDLE	YES	MODERATE	YES	MIDDLE to MODERATE
48055960400	MODERATE	YES	MODERATE	YES	No Change
48055960500	MODERATE	YES			Not Applicable
48055960501			MODERATE	YES	Not Applicable
48055960502			MIDDLE	YES	Not Applicable
48055960600	MODERATE	NO	MIDDLE	NO	MODERATE to MIDDLE
48055960700	MODERATE	YES			Not Applicable
48055960701			MODERATE	YES	Not Applicable
48055960702			MODERATE	YES	Not Applicable

Caldwell, TEXAS

Census Tract	2021		2022		Change in Tract Income Class from 2021 through 2022
	Tract Income Class	Minority Tract	Tract Income Class	Minority Tract	
48055960101	MODERATE	YES			Not Applicable
48055960102	MODERATE	NO	MIDDLE	YES	MODERATE to MIDDLE
48055960103			MODERATE	YES	Not Applicable



Caldwell, TEXAS

Census Tract	2021		2022		Change in Tract Income Class from 2021 through 2022
	Tract Income Class	Minority Tract	Tract Income Class	Minority Tract	
Summary Data: Caldwell			2021	2022	
Number of Census Tracts			8	11	
Number of Minority Tracts			6	10	
Percentage of Minority Tracts			75.00%	90.91%	
Number of Low Income Tracts			0	0	
Percentage of Low Income Tracts			0.00%	0.00%	
Number of Moderate Income Tracts			7	8	
Percentage of Moderate Income Tracts			87.50%	72.73%	
Number of Middle Income Tracts			1	3	
Percentage of Middle Income Tracts			12.50%	27.27%	
Number of Upper Income Tracts			0	0	
Percentage of Upper Income Tracts			0.00%	0.00%	
Number of NA Income Tracts			0	0	
Percentage of NA Income Tracts			0.00%	0.00%	

Calhoun, TEXAS

Census Tract	2021		2022		Change in Tract Income Class from 2021 through 2022
	Tract Income Class	Minority Tract	Tract Income Class	Minority Tract	
48057000100	UPPER	YES	UPPER	YES	No Change
48057000200	MODERATE	YES	MIDDLE	YES	MODERATE to MIDDLE
48057000300	UPPER	NO	MIDDLE	NO	UPPER to MIDDLE

Calhoun, TEXAS

Census Tract	2021		2022		Change in Tract Income Class from 2021 through 2022
	Tract Income Class	Minority Tract	Tract Income Class	Minority Tract	
48057000400	UPPER	YES			Not Applicable
48057000401			MIDDLE	YES	Not Applicable
48057000402			MIDDLE	YES	Not Applicable
48057000500	MIDDLE	NO			Not Applicable
48057000501			MIDDLE	NO	Not Applicable
48057000502			MIDDLE	NO	Not Applicable
48057990000	NA	NO	NA	NO	No Change

Summary Data: Calhoun			2021	2022
Number of Census Tracts			6	8
Number of Minority Tracts			3	4
Percentage of Minority Tracts			50.00%	50.00%
Number of Low Income Tracts			0	0
Percentage of Low Income Tracts			0.00%	0.00%
Number of Moderate Income Tracts			1	0
Percentage of Moderate Income Tracts			16.67%	0.00%
Number of Middle Income Tracts			1	6
Percentage of Middle Income Tracts			16.67%	75.00%
Number of Upper Income Tracts			3	1
Percentage of Upper Income Tracts			50.00%	12.50%
Number of NA Income Tracts			1	1
Percentage of NA Income Tracts			16.67%	12.50%



Callahan, TEXAS

Census Tract	2021		2022		Change in Tract Income Class from 2021 through 2022
	Tract Income Class	Minority Tract	Tract Income Class	Minority Tract	
48059030101	MIDDLE	NO	MIDDLE	NO	No Change
48059030102	MIDDLE	NO	MIDDLE	NO	No Change
48059030200	MIDDLE	NO	MIDDLE	NO	No Change

Summary Data: Callahan	2021	2022
Number of Census Tracts	3	3
Number of Minority Tracts	0	0
Percentage of Minority Tracts	0.00%	0.00%
Number of Low Income Tracts	0	0
Percentage of Low Income Tracts	0.00%	0.00%
Number of Moderate Income Tracts	0	0
Percentage of Moderate Income Tracts	0.00%	0.00%
Number of Middle Income Tracts	3	3
Percentage of Middle Income Tracts	100.00%	100.00%
Number of Upper Income Tracts	0	0
Percentage of Upper Income Tracts	0.00%	0.00%
Number of NA Income Tracts	0	0
Percentage of NA Income Tracts	0.00%	0.00%

Cameron, TEXAS

Census Tract	2021		2022		Change in Tract Income Class from 2021 through 2022
	Tract Income Class	Minority Tract	Tract Income Class	Minority Tract	

Cameron, TEXAS

Census Tract	2021		2022		Change in Tract Income Class from 2021 through 2022
	Tract Income Class	Minority Tract	Tract Income Class	Minority Tract	
48061010100	MIDDLE	YES			Not Applicable
48061010101			UPPER	YES	Not Applicable
48061010102			MIDDLE	YES	Not Applicable
48061010103			MIDDLE	YES	Not Applicable
48061010201	MIDDLE	YES	MIDDLE	YES	No Change
48061010203	UPPER	YES			Not Applicable
48061010204			UPPER	YES	Not Applicable
48061010205			UPPER	YES	Not Applicable
48061010301	MODERATE	YES	MIDDLE	YES	MODERATE to MIDDLE
48061010302	UPPER	YES			Not Applicable
48061010303			UPPER	YES	Not Applicable
48061010304			MIDDLE	YES	Not Applicable
48061010401	UPPER	YES			Not Applicable
48061010402	MIDDLE	YES			Not Applicable
48061010403			MIDDLE	YES	Not Applicable
48061010404			UPPER	YES	Not Applicable
48061010405			UPPER	YES	Not Applicable
48061010406			UPPER	YES	Not Applicable
48061010500	MODERATE	YES	MIDDLE	YES	MODERATE to MIDDLE
48061010601	MIDDLE	YES			Not Applicable
48061010602	UPPER	YES	UPPER	YES	No Change
48061010603			MODERATE	YES	Not Applicable
48061010604			MIDDLE	YES	Not Applicable
48061010700	MODERATE	YES	MIDDLE	YES	MODERATE to MIDDLE
48061010800	MIDDLE	YES			Not Applicable
48061010801			MODERATE	YES	Not Applicable
48061010802			MODERATE	YES	Not Applicable



Cameron, TEXAS

Census Tract	2021		2022		Change in Tract Income Class from 2021 through 2022
	Tract Income Class	Minority Tract	Tract Income Class	Minority Tract	
48061010900	MODERATE	YES	MODERATE	YES	No Change
48061011000	MODERATE	YES	LOW	YES	MODERATE to LOW
48061011100	MODERATE	YES	MIDDLE	YES	MODERATE to MIDDLE
48061011200	MIDDLE	YES	MODERATE	YES	MIDDLE to MODERATE
48061011301	MIDDLE	YES	UPPER	YES	MIDDLE to UPPER
48061011302	UPPER	YES	UPPER	YES	No Change
48061011400	UPPER	YES			Not Applicable
48061011401			MIDDLE	YES	Not Applicable
48061011402			UPPER	YES	Not Applicable
48061011500	MODERATE	YES	MODERATE	YES	No Change
48061011600	MODERATE	YES			Not Applicable
48061011601			MODERATE	YES	Not Applicable
48061011602			MIDDLE	YES	Not Applicable
48061011700	MIDDLE	YES			Not Applicable
48061011701			MODERATE	YES	Not Applicable
48061011702			MODERATE	YES	Not Applicable
48061011801	MIDDLE	YES	MIDDLE	YES	No Change
48061011802	MODERATE	YES	MIDDLE	YES	MODERATE to MIDDLE
48061011901	MIDDLE	YES			Not Applicable
48061011902	UPPER	YES			Not Applicable
48061011903	MODERATE	YES	MIDDLE	YES	MODERATE to MIDDLE
48061011904			MODERATE	YES	Not Applicable
48061011905			UPPER	YES	Not Applicable
48061011906			MIDDLE	YES	Not Applicable
48061011907			MODERATE	YES	Not Applicable
48061011908			UPPER	YES	Not Applicable
48061012001	UPPER	YES			Not Applicable

Cameron, TEXAS

Census Tract	2021		2022		Change in Tract Income Class from 2021 through 2022
	Tract Income Class	Minority Tract	Tract Income Class	Minority Tract	
48061012002	UPPER	YES	UPPER	YES	No Change
48061012003			MIDDLE	YES	Not Applicable
48061012004			MIDDLE	YES	Not Applicable
48061012101	UPPER	YES			Not Applicable
48061012102	MODERATE	YES			Not Applicable
48061012103			MODERATE	NO	Not Applicable
48061012104			UPPER	YES	Not Applicable
48061012105			MODERATE	YES	Not Applicable
48061012106			MIDDLE	YES	Not Applicable
48061012200	MIDDLE	YES			Not Applicable
48061012201			MODERATE	YES	Not Applicable
48061012202			UPPER	YES	Not Applicable
48061012203			MIDDLE	YES	Not Applicable
48061012301	UPPER	YES	UPPER	YES	No Change
48061012304	MIDDLE	YES	MIDDLE	YES	No Change
48061012305	UPPER	NO	UPPER	NO	No Change
48061012401	MIDDLE	YES			Not Applicable
48061012402	UPPER	YES	MIDDLE	YES	UPPER to MIDDLE
48061012403			UPPER	YES	Not Applicable
48061012404			MIDDLE	YES	Not Applicable
48061012504	UPPER	YES			Not Applicable
48061012505	MODERATE	YES			Not Applicable
48061012506	UPPER	YES	UPPER	YES	No Change
48061012507	MIDDLE	YES			Not Applicable
48061012508	UPPER	YES	MIDDLE	YES	UPPER to MIDDLE
48061012509			NA	YES	Not Applicable
48061012510			UPPER	YES	Not Applicable



Cameron, TEXAS

Census Tract	2021		2022		Change in Tract Income Class from 2021 through 2022
	Tract Income Class	Minority Tract	Tract Income Class	Minority Tract	
48061012511			MIDDLE	YES	Not Applicable
48061012512			MODERATE	YES	Not Applicable
48061012513			MIDDLE	YES	Not Applicable
48061012514			MIDDLE	YES	Not Applicable
48061012515			UPPER	YES	Not Applicable
48061012516			UPPER	YES	Not Applicable
48061012517			UPPER	YES	Not Applicable
48061012607	MIDDLE	YES	MODERATE	YES	MIDDLE to MODERATE
48061012608	MIDDLE	YES	MIDDLE	YES	No Change
48061012609	MODERATE	YES			Not Applicable
48061012612	UPPER	YES			Not Applicable
48061012613	UPPER	YES	UPPER	YES	No Change
48061012614			MODERATE	YES	Not Applicable
48061012615			MODERATE	YES	Not Applicable
48061012616			UPPER	YES	Not Applicable
48061012617			UPPER	YES	Not Applicable
48061012700	MIDDLE	YES	MIDDLE	YES	No Change
48061012800	MIDDLE	YES	MIDDLE	YES	No Change
48061012900	UPPER	YES	MIDDLE	YES	UPPER to MIDDLE
48061013002	MIDDLE	YES	MIDDLE	YES	No Change
48061013003	MODERATE	YES	MODERATE	YES	No Change
48061013004	UPPER	YES	MIDDLE	YES	UPPER to MIDDLE
48061013102	MIDDLE	YES	UPPER	YES	MIDDLE to UPPER
48061013104	UPPER	YES	UPPER	YES	No Change
48061013106	MODERATE	YES	MODERATE	YES	No Change
48061013203	MODERATE	YES	MODERATE	YES	No Change
48061013204	MIDDLE	YES	MIDDLE	YES	No Change

Cameron, TEXAS

Census Tract	2021		2022		Change in Tract Income Class from 2021 through 2022
	Tract Income Class	Minority Tract	Tract Income Class	Minority Tract	
48061013205	MIDDLE	YES	MODERATE	YES	MIDDLE to MODERATE
48061013206	MODERATE	YES	MIDDLE	YES	MODERATE to MIDDLE
48061013207	MODERATE	YES	MIDDLE	YES	MODERATE to MIDDLE
48061013303	MIDDLE	YES	MIDDLE	YES	No Change
48061013305	MODERATE	YES	MIDDLE	YES	MODERATE to MIDDLE
48061013306	MODERATE	YES	MODERATE	YES	No Change
48061013307	MODERATE	YES	MODERATE	YES	No Change
48061013308	MODERATE	YES	MODERATE	YES	No Change
48061013309	MIDDLE	YES	MODERATE	YES	MIDDLE to MODERATE
48061013401	MODERATE	YES	MODERATE	YES	No Change
48061013402	MODERATE	YES	MODERATE	YES	No Change
48061013500	UPPER	YES	MIDDLE	YES	UPPER to MIDDLE
48061013600	MIDDLE	YES	MIDDLE	YES	No Change
48061013700	MODERATE	YES	LOW	YES	MODERATE to LOW
48061013801	MODERATE	YES	LOW	YES	MODERATE to LOW
48061013802	MODERATE	YES	MODERATE	YES	No Change
48061013901	MODERATE	YES	MODERATE	YES	No Change
48061013902	MODERATE	YES	MODERATE	YES	No Change
48061013903	MODERATE	YES	MODERATE	YES	No Change
48061014001	MODERATE	YES	MODERATE	YES	No Change
48061014002	MODERATE	YES	MODERATE	YES	No Change
48061014100	MODERATE	YES			Not Applicable
48061014101			MIDDLE	YES	Not Applicable
48061014102			MIDDLE	YES	Not Applicable
48061014103			MODERATE	YES	Not Applicable
48061014200	MODERATE	YES			Not Applicable
48061014201			MODERATE	YES	Not Applicable



Cameron, TEXAS

Census Tract	2021		2022		Change in Tract Income Class from 2021 through 2022
	Tract Income Class	Minority Tract	Tract Income Class	Minority Tract	
48061014202			MIDDLE	YES	Not Applicable
48061014300	MODERATE	YES	MODERATE	YES	No Change
48061014400	UPPER	YES			Not Applicable
48061014401			UPPER	YES	Not Applicable
48061014402			UPPER	YES	Not Applicable
48061014403			MIDDLE	YES	Not Applicable
48061014404			MIDDLE	YES	Not Applicable
48061014500	UPPER	YES			Not Applicable
48061014501			UPPER	YES	Not Applicable
48061014502			UPPER	YES	Not Applicable
48061980001	NA	NO	NA	NO	No Change
48061980100	NA	NO	NA	YES	No Change
48061990000	NA	NO	NA	NO	No Change

Cameron, TEXAS

Census Tract	2021		2022		Change in Tract Income Class from 2021 through 2022
	Tract Income Class	Minority Tract	Tract Income Class	Minority Tract	

Summary Data: Cameron	2021	2022
Number of Census Tracts	87	122
Number of Minority Tracts	83	118
Percentage of Minority Tracts	95.40%	96.72%
Number of Low Income Tracts	0	3
Percentage of Low Income Tracts	0.00%	2.46%
Number of Moderate Income Tracts	35	37
Percentage of Moderate Income Tracts	40.23%	30.33%
Number of Middle Income Tracts	25	45
Percentage of Middle Income Tracts	28.74%	36.89%
Number of Upper Income Tracts	24	33
Percentage of Upper Income Tracts	27.59%	27.05%
Number of NA Income Tracts	3	4
Percentage of NA Income Tracts	3.45%	3.28%

Camp, TEXAS

Census Tract	2021		2022		Change in Tract Income Class from 2021 through 2022
	Tract Income Class	Minority Tract	Tract Income Class	Minority Tract	
48063950101	MIDDLE	NO	MIDDLE	NO	No Change
48063950102	MIDDLE	NO	MIDDLE	NO	No Change
48063950200	MODERATE	YES	MIDDLE	YES	MODERATE to MIDDLE



Camp, TEXAS

Census Tract	2021		2022		Change in Tract Income Class from 2021 through 2022
	Tract Income Class	Minority Tract	Tract Income Class	Minority Tract	

Summary Data: Camp	2021	2022
Number of Census Tracts	3	3
Number of Minority Tracts	1	1
Percentage of Minority Tracts	33.33%	33.33%
Number of Low Income Tracts	0	0
Percentage of Low Income Tracts	0.00%	0.00%
Number of Moderate Income Tracts	1	0
Percentage of Moderate Income Tracts	33.33%	0.00%
Number of Middle Income Tracts	2	3
Percentage of Middle Income Tracts	66.67%	100.00%
Number of Upper Income Tracts	0	0
Percentage of Upper Income Tracts	0.00%	0.00%
Number of NA Income Tracts	0	0
Percentage of NA Income Tracts	0.00%	0.00%

Carson, TEXAS

Census Tract	2021		2022		Change in Tract Income Class from 2021 through 2022
	Tract Income Class	Minority Tract	Tract Income Class	Minority Tract	
48065950100	UPPER	NO	UPPER	NO	No Change
48065950200	UPPER	NO	UPPER	NO	No Change

Carson, TEXAS

Census Tract	2021		2022		Change in Tract Income Class from 2021 through 2022
	Tract Income Class	Minority Tract	Tract Income Class	Minority Tract	

Summary Data: Carson	2021	2022
Number of Census Tracts	2	2
Number of Minority Tracts	0	0
Percentage of Minority Tracts	0.00%	0.00%
Number of Low Income Tracts	0	0
Percentage of Low Income Tracts	0.00%	0.00%
Number of Moderate Income Tracts	0	0
Percentage of Moderate Income Tracts	0.00%	0.00%
Number of Middle Income Tracts	0	0
Percentage of Middle Income Tracts	0.00%	0.00%
Number of Upper Income Tracts	2	2
Percentage of Upper Income Tracts	100.00%	100.00%
Number of NA Income Tracts	0	0
Percentage of NA Income Tracts	0.00%	0.00%

Cass, TEXAS

Census Tract	2021		2022		Change in Tract Income Class from 2021 through 2022
	Tract Income Class	Minority Tract	Tract Income Class	Minority Tract	
48067950100	MIDDLE	NO			Not Applicable
48067950101			UPPER	NO	Not Applicable
48067950102			MIDDLE	NO	Not Applicable



Cass, TEXAS

Census Tract	2021		2022		Change in Tract Income Class from 2021 through 2022
	Tract Income Class	Minority Tract	Tract Income Class	Minority Tract	
48067950200	MODERATE	NO	MODERATE	NO	No Change
48067950300	MIDDLE	NO	MIDDLE	NO	No Change
48067950400	MIDDLE	NO	MIDDLE	NO	No Change
48067950500	MIDDLE	NO	UPPER	NO	MIDDLE to UPPER
48067950600	MIDDLE	NO			Not Applicable
48067950601			MIDDLE	NO	Not Applicable
48067950602			MIDDLE	NO	Not Applicable
48067950700	MIDDLE	NO	MIDDLE	NO	No Change

Cass, TEXAS

Census Tract	2021		2022		Change in Tract Income Class from 2021 through 2022
	Tract Income Class	Minority Tract	Tract Income Class	Minority Tract	

Summary Data: Cass	2021	2022
Number of Census Tracts	7	9
Number of Minority Tracts	0	0
Percentage of Minority Tracts	0.00%	0.00%
Number of Low Income Tracts	0	0
Percentage of Low Income Tracts	0.00%	0.00%
Number of Moderate Income Tracts	1	1
Percentage of Moderate Income Tracts	14.29%	11.11%
Number of Middle Income Tracts	6	6
Percentage of Middle Income Tracts	85.71%	66.67%
Number of Upper Income Tracts	0	2
Percentage of Upper Income Tracts	0.00%	22.22%
Number of NA Income Tracts	0	0
Percentage of NA Income Tracts	0.00%	0.00%

Castro, TEXAS

Census Tract	2021		2022		Change in Tract Income Class from 2021 through 2022
	Tract Income Class	Minority Tract	Tract Income Class	Minority Tract	
48069950100	MIDDLE	NO	UPPER	NO	MIDDLE to UPPER
48069950200	MODERATE	YES	MIDDLE	YES	MODERATE to MIDDLE
48069950300	MIDDLE	YES	MODERATE	YES	MIDDLE to MODERATE



Castro, TEXAS

Census Tract	2021		2022		Change in Tract Income Class from 2021 through 2022
	Tract Income Class	Minority Tract	Tract Income Class	Minority Tract	

Summary Data: Castro	2021	2022
Number of Census Tracts	3	3
Number of Minority Tracts	2	2
Percentage of Minority Tracts	66.67%	66.67%
Number of Low Income Tracts	0	0
Percentage of Low Income Tracts	0.00%	0.00%
Number of Moderate Income Tracts	1	1
Percentage of Moderate Income Tracts	33.33%	33.33%
Number of Middle Income Tracts	2	1
Percentage of Middle Income Tracts	66.67%	33.33%
Number of Upper Income Tracts	0	1
Percentage of Upper Income Tracts	0.00%	33.33%
Number of NA Income Tracts	0	0
Percentage of NA Income Tracts	0.00%	0.00%

Chambers, TEXAS

Census Tract	2021		2022		Change in Tract Income Class from 2021 through 2022
	Tract Income Class	Minority Tract	Tract Income Class	Minority Tract	
48071710100	UPPER	NO	UPPER	NO	No Change
48071710200	UPPER	NO			Not Applicable
48071710201			UPPER	YES	Not Applicable

Chambers, TEXAS

Census Tract	2021		2022		Change in Tract Income Class from 2021 through 2022
	Tract Income Class	Minority Tract	Tract Income Class	Minority Tract	
48071710202			UPPER	NO	Not Applicable
48071710300	MIDDLE	NO	MIDDLE	NO	No Change
48071710401	MODERATE	NO	MODERATE	NO	No Change
48071710500	MODERATE	NO	MODERATE	NO	No Change
48071710600	NA	NO	NA	NO	No Change
48071990000	NA	NO	NA	NO	No Change

Summary Data: Chambers	2021	2022
Number of Census Tracts	7	8
Number of Minority Tracts	0	1
Percentage of Minority Tracts	0.00%	12.50%
Number of Low Income Tracts	0	0
Percentage of Low Income Tracts	0.00%	0.00%
Number of Moderate Income Tracts	2	2
Percentage of Moderate Income Tracts	28.57%	25.00%
Number of Middle Income Tracts	1	1
Percentage of Middle Income Tracts	14.29%	12.50%
Number of Upper Income Tracts	2	3
Percentage of Upper Income Tracts	28.57%	37.50%
Number of NA Income Tracts	2	2
Percentage of NA Income Tracts	28.57%	25.00%



Cherokee, TEXAS

Census Tract	2021		2022		Change in Tract Income Class from 2021 through 2022
	Tract Income Class	Minority Tract	Tract Income Class	Minority Tract	
48073950100	MIDDLE	NO	MIDDLE	NO	No Change
48073950200	MIDDLE	NO			Not Applicable
48073950201			UPPER	NO	Not Applicable
48073950202			MIDDLE	NO	Not Applicable
48073950300	MIDDLE	NO			Not Applicable
48073950301			MIDDLE	NO	Not Applicable
48073950302			MIDDLE	NO	Not Applicable
48073950400	MODERATE	YES	MODERATE	YES	No Change
48073950500	MODERATE	YES	MODERATE	YES	No Change
48073950600	MIDDLE	NO	MIDDLE	NO	No Change
48073950700	LOW	YES	MIDDLE	YES	LOW to MIDDLE
48073950801	MIDDLE	NO	MIDDLE	NO	No Change
48073950802	MIDDLE	NO	MIDDLE	NO	No Change
48073950900	MIDDLE	NO	MIDDLE	NO	No Change
48073951000	MIDDLE	NO	MIDDLE	NO	No Change
48073951100	MODERATE	NO	MIDDLE	NO	MODERATE to MIDDLE

Cherokee, TEXAS

Census Tract	2021		2022		Change in Tract Income Class from 2021 through 2022
	Tract Income Class	Minority Tract	Tract Income Class	Minority Tract	

Summary Data: Cherokee	2021	2022
Number of Census Tracts	12	14
Number of Minority Tracts	3	3
Percentage of Minority Tracts	25.00%	21.43%
Number of Low Income Tracts	1	0
Percentage of Low Income Tracts	8.33%	0.00%
Number of Moderate Income Tracts	3	2
Percentage of Moderate Income Tracts	25.00%	14.29%
Number of Middle Income Tracts	8	11
Percentage of Middle Income Tracts	66.67%	78.57%
Number of Upper Income Tracts	0	1
Percentage of Upper Income Tracts	0.00%	7.14%
Number of NA Income Tracts	0	0
Percentage of NA Income Tracts	0.00%	0.00%

Childress, TEXAS

Census Tract	2021		2022		Change in Tract Income Class from 2021 through 2022
	Tract Income Class	Minority Tract	Tract Income Class	Minority Tract	
48075950100	UPPER	YES	UPPER	NO	No Change
48075950200	MIDDLE	NO	MODERATE	NO	MIDDLE to MODERATE



Childress, TEXAS

Census Tract	2021		2022		Change in Tract Income Class from 2021 through 2022
	Tract Income Class	Minority Tract	Tract Income Class	Minority Tract	

Summary Data: Childress	2021	2022
Number of Census Tracts	2	2
Number of Minority Tracts	1	0
Percentage of Minority Tracts	50.00%	0.00%
Number of Low Income Tracts	0	0
Percentage of Low Income Tracts	0.00%	0.00%
Number of Moderate Income Tracts	0	1
Percentage of Moderate Income Tracts	0.00%	50.00%
Number of Middle Income Tracts	1	0
Percentage of Middle Income Tracts	50.00%	0.00%
Number of Upper Income Tracts	1	1
Percentage of Upper Income Tracts	50.00%	50.00%
Number of NA Income Tracts	0	0
Percentage of NA Income Tracts	0.00%	0.00%

Clay, TEXAS

Census Tract	2021		2022		Change in Tract Income Class from 2021 through 2022
	Tract Income Class	Minority Tract	Tract Income Class	Minority Tract	
48077030200	MIDDLE	NO	MIDDLE	NO	No Change
48077030301	MIDDLE	NO	MIDDLE	NO	No Change
48077030302	MIDDLE	NO	UPPER	NO	MIDDLE to UPPER

Clay, TEXAS

Census Tract	2021		2022		Change in Tract Income Class from 2021 through 2022
	Tract Income Class	Minority Tract	Tract Income Class	Minority Tract	

Summary Data: Clay	2021	2022
Number of Census Tracts	3	3
Number of Minority Tracts	0	0
Percentage of Minority Tracts	0.00%	0.00%
Number of Low Income Tracts	0	0
Percentage of Low Income Tracts	0.00%	0.00%
Number of Moderate Income Tracts	0	0
Percentage of Moderate Income Tracts	0.00%	0.00%
Number of Middle Income Tracts	3	2
Percentage of Middle Income Tracts	100.00%	66.67%
Number of Upper Income Tracts	0	1
Percentage of Upper Income Tracts	0.00%	33.33%
Number of NA Income Tracts	0	0
Percentage of NA Income Tracts	0.00%	0.00%

Cochran, TEXAS

Census Tract	2021		2022		Change in Tract Income Class from 2021 through 2022
	Tract Income Class	Minority Tract	Tract Income Class	Minority Tract	
48079950100	MIDDLE	YES	MIDDLE	YES	No Change



Cochran, TEXAS

Census Tract	2021		2022		Change in Tract Income Class from 2021 through 2022
	Tract Income Class	Minority Tract	Tract Income Class	Minority Tract	

Summary Data: Cochran	2021	2022
Number of Census Tracts	1	1
Number of Minority Tracts	1	1
Percentage of Minority Tracts	100.00%	100.00%
Number of Low Income Tracts	0	0
Percentage of Low Income Tracts	0.00%	0.00%
Number of Moderate Income Tracts	0	0
Percentage of Moderate Income Tracts	0.00%	0.00%
Number of Middle Income Tracts	1	1
Percentage of Middle Income Tracts	100.00%	100.00%
Number of Upper Income Tracts	0	0
Percentage of Upper Income Tracts	0.00%	0.00%
Number of NA Income Tracts	0	0
Percentage of NA Income Tracts	0.00%	0.00%

Coke, TEXAS

Census Tract	2021		2022		Change in Tract Income Class from 2021 through 2022
	Tract Income Class	Minority Tract	Tract Income Class	Minority Tract	
48081950100	UPPER	NO	MIDDLE	NO	UPPER to MIDDLE
48081950200	MIDDLE	NO	UPPER	NO	MIDDLE to UPPER

Coke, TEXAS

Census Tract	2021		2022		Change in Tract Income Class from 2021 through 2022
	Tract Income Class	Minority Tract	Tract Income Class	Minority Tract	

Summary Data: Coke	2021	2022
Number of Census Tracts	2	2
Number of Minority Tracts	0	0
Percentage of Minority Tracts	0.00%	0.00%
Number of Low Income Tracts	0	0
Percentage of Low Income Tracts	0.00%	0.00%
Number of Moderate Income Tracts	0	0
Percentage of Moderate Income Tracts	0.00%	0.00%
Number of Middle Income Tracts	1	1
Percentage of Middle Income Tracts	50.00%	50.00%
Number of Upper Income Tracts	1	1
Percentage of Upper Income Tracts	50.00%	50.00%
Number of NA Income Tracts	0	0
Percentage of NA Income Tracts	0.00%	0.00%

Coleman, TEXAS

Census Tract	2021		2022		Change in Tract Income Class from 2021 through 2022
	Tract Income Class	Minority Tract	Tract Income Class	Minority Tract	
48083950300	MODERATE	NO	MIDDLE	NO	MODERATE to MIDDLE
48083950600	MIDDLE	NO	UPPER	NO	MIDDLE to UPPER
48083950700	MODERATE	NO	MIDDLE	NO	MODERATE to MIDDLE



Coleman, TEXAS

Census Tract	2021		2022		Change in Tract Income Class from 2021 through 2022
	Tract Income Class	Minority Tract	Tract Income Class	Minority Tract	
Summary Data: Coleman			2021	2022	
Number of Census Tracts			3	3	
Number of Minority Tracts			0	0	
Percentage of Minority Tracts			0.00%	0.00%	
Number of Low Income Tracts			0	0	
Percentage of Low Income Tracts			0.00%	0.00%	
Number of Moderate Income Tracts			2	0	
Percentage of Moderate Income Tracts			66.67%	0.00%	
Number of Middle Income Tracts			1	2	
Percentage of Middle Income Tracts			33.33%	66.67%	
Number of Upper Income Tracts			0	1	
Percentage of Upper Income Tracts			0.00%	33.33%	
Number of NA Income Tracts			0	0	
Percentage of NA Income Tracts			0.00%	0.00%	

Collin, TEXAS

Census Tract	2021		2022		Change in Tract Income Class from 2021 through 2022
	Tract Income Class	Minority Tract	Tract Income Class	Minority Tract	
48085030100	MIDDLE	NO			Not Applicable
48085030101			MIDDLE	NO	Not Applicable
48085030102			MODERATE	NO	Not Applicable

Collin, TEXAS

Census Tract	2021		2022		Change in Tract Income Class from 2021 through 2022
	Tract Income Class	Minority Tract	Tract Income Class	Minority Tract	
48085030201	UPPER	NO	MIDDLE	NO	UPPER to MIDDLE
48085030202	UPPER	NO	UPPER	NO	No Change
48085030203	MIDDLE	NO			Not Applicable
48085030204			MIDDLE	NO	Not Applicable
48085030205			MIDDLE	NO	Not Applicable
48085030206			UPPER	NO	Not Applicable
48085030207			MIDDLE	NO	Not Applicable
48085030301	UPPER	NO	UPPER	NO	No Change
48085030302	UPPER	NO	UPPER	NO	No Change
48085030303	UPPER	NO	UPPER	NO	No Change
48085030304	UPPER	NO	UPPER	NO	No Change
48085030305	UPPER	NO			Not Applicable
48085030306			UPPER	NO	Not Applicable
48085030307			UPPER	NO	Not Applicable
48085030403	UPPER	NO	UPPER	NO	No Change
48085030404	UPPER	NO	UPPER	NO	No Change
48085030405	MIDDLE	NO	MIDDLE	YES	No Change
48085030406	MODERATE	YES	MIDDLE	YES	MODERATE to MIDDLE
48085030407	UPPER	NO	UPPER	NO	No Change
48085030408	MIDDLE	YES			Not Applicable
48085030409			MODERATE	YES	Not Applicable
48085030410			MIDDLE	YES	Not Applicable
48085030504	UPPER	NO	UPPER	NO	No Change
48085030505	MIDDLE	NO	MIDDLE	YES	No Change
48085030506	UPPER	NO	UPPER	YES	No Change
48085030507	UPPER	NO	UPPER	NO	No Change
48085030508	UPPER	NO			Not Applicable



GeoDataVision Report D-1 Census Tract Reference Book 2021/2022: TEXAS

Collin, TEXAS

Census Tract	2021		2022		Change in Tract Income Class from 2021 through 2022
	Tract Income Class	Minority Tract	Tract Income Class	Minority Tract	
48085030509	UPPER	NO	UPPER	NO	No Change
48085030510	UPPER	NO	UPPER	YES	No Change
48085030511	UPPER	NO	UPPER	YES	No Change
48085030512	UPPER	NO	UPPER	NO	No Change
48085030513	UPPER	NO			Not Applicable
48085030514	UPPER	NO			Not Applicable
48085030515	UPPER	NO	UPPER	NO	No Change
48085030516	UPPER	NO	UPPER	YES	No Change
48085030517	UPPER	NO	UPPER	NO	No Change
48085030518	UPPER	NO	UPPER	YES	No Change
48085030519	UPPER	NO	UPPER	YES	No Change
48085030520	UPPER	YES	UPPER	YES	No Change
48085030521	UPPER	YES	UPPER	YES	No Change
48085030522	UPPER	NO			Not Applicable
48085030523	UPPER	NO			Not Applicable
48085030524	UPPER	NO	UPPER	YES	No Change
48085030525	UPPER	NO	UPPER	NO	No Change
48085030526	UPPER	NO			Not Applicable
48085030527	UPPER	NO			Not Applicable
48085030528	UPPER	NO			Not Applicable
48085030529	UPPER	NO	UPPER	NO	No Change
48085030530	UPPER	NO			Not Applicable
48085030531	UPPER	NO	UPPER	NO	No Change
48085030532			UPPER	NO	Not Applicable
48085030533			UPPER	NO	Not Applicable
48085030534			UPPER	NO	Not Applicable
48085030535			UPPER	NO	Not Applicable

Collin, TEXAS

Census Tract	2021		2022		Change in Tract Income Class from 2021 through 2022
	Tract Income Class	Minority Tract	Tract Income Class	Minority Tract	
48085030536			UPPER	YES	Not Applicable
48085030537			UPPER	YES	Not Applicable
48085030538			UPPER	YES	Not Applicable
48085030539			UPPER	NO	Not Applicable
48085030540			MODERATE	YES	Not Applicable
48085030541			UPPER	YES	Not Applicable
48085030542			UPPER	YES	Not Applicable
48085030543			NA	YES	Not Applicable
48085030544			UPPER	NO	Not Applicable
48085030545			UPPER	NO	Not Applicable
48085030546			UPPER	NO	Not Applicable
48085030547			UPPER	NO	Not Applicable
48085030548			UPPER	NO	Not Applicable
48085030549			UPPER	NO	Not Applicable
48085030550			UPPER	NO	Not Applicable
48085030601	UPPER	NO			Not Applicable
48085030603	MIDDLE	NO			Not Applicable
48085030604	UPPER	NO	UPPER	NO	No Change
48085030605	MIDDLE	NO	MIDDLE	YES	No Change
48085030606			MIDDLE	NO	Not Applicable
48085030607			UPPER	NO	Not Applicable
48085030608			UPPER	NO	Not Applicable
48085030609			UPPER	NO	Not Applicable
48085030701	MODERATE	YES	MIDDLE	YES	MODERATE to MIDDLE
48085030702	MODERATE	NO	MIDDLE	NO	MODERATE to MIDDLE
48085030801	MIDDLE	NO	MODERATE	YES	MIDDLE to MODERATE
48085030802	MODERATE	YES	MODERATE	YES	No Change



Collin, TEXAS

Census Tract	2021		2022		Change in Tract Income Class from 2021 through 2022
	Tract Income Class	Minority Tract	Tract Income Class	Minority Tract	
48085030900	MODERATE	YES			Not Applicable
48085030901			NA	YES	Not Applicable
48085030902			NA	NO	Not Applicable
48085030903			MODERATE	YES	Not Applicable
48085031001	MIDDLE	NO			Not Applicable
48085031003	MODERATE	NO	MIDDLE	YES	MODERATE to MIDDLE
48085031004	MIDDLE	NO			Not Applicable
48085031005			MIDDLE	NO	Not Applicable
48085031006			MIDDLE	NO	Not Applicable
48085031007			MIDDLE	YES	Not Applicable
48085031008			MODERATE	NO	Not Applicable
48085031100	MIDDLE	NO			Not Applicable
48085031101			MIDDLE	NO	Not Applicable
48085031102			MIDDLE	NO	Not Applicable
48085031201	MIDDLE	NO	MIDDLE	NO	No Change
48085031202	UPPER	NO	UPPER	NO	No Change
48085031308	UPPER	NO	UPPER	NO	No Change
48085031309	UPPER	NO			Not Applicable
48085031310	MIDDLE	NO			Not Applicable
48085031311	UPPER	NO			Not Applicable
48085031312	UPPER	NO			Not Applicable
48085031313	UPPER	NO			Not Applicable
48085031314	UPPER	NO	UPPER	NO	No Change
48085031315	UPPER	NO			Not Applicable
48085031316	UPPER	YES			Not Applicable
48085031317	UPPER	NO			Not Applicable
48085031318			UPPER	NO	Not Applicable

Collin, TEXAS

Census Tract	2021		2022		Change in Tract Income Class from 2021 through 2022
	Tract Income Class	Minority Tract	Tract Income Class	Minority Tract	
48085031319			MODERATE	YES	Not Applicable
48085031320			UPPER	NO	Not Applicable
48085031321			UPPER	NO	Not Applicable
48085031322			UPPER	NO	Not Applicable
48085031323			MIDDLE	NO	Not Applicable
48085031324			UPPER	NO	Not Applicable
48085031325			UPPER	NO	Not Applicable
48085031326			UPPER	NO	Not Applicable
48085031327			UPPER	NO	Not Applicable
48085031328			UPPER	YES	Not Applicable
48085031329			UPPER	YES	Not Applicable
48085031330			UPPER	NO	Not Applicable
48085031331			MIDDLE	YES	Not Applicable
48085031332			MIDDLE	YES	Not Applicable
48085031333			UPPER	YES	Not Applicable
48085031334			UPPER	NO	Not Applicable
48085031335			UPPER	NO	Not Applicable
48085031336			UPPER	NO	Not Applicable
48085031405	UPPER	NO			Not Applicable
48085031406	UPPER	NO			Not Applicable
48085031407	UPPER	NO			Not Applicable
48085031408	UPPER	NO	UPPER	NO	No Change
48085031409	UPPER	NO			Not Applicable
48085031410	UPPER	NO			Not Applicable
48085031411	UPPER	NO	UPPER	YES	No Change
48085031412			UPPER	NO	Not Applicable
48085031413			MIDDLE	YES	Not Applicable



Collin, TEXAS

Census Tract	2021		2022		Change in Tract Income Class from 2021 through 2022
	Tract Income Class	Minority Tract	Tract Income Class	Minority Tract	
48085031414			UPPER	NO	Not Applicable
48085031415			UPPER	NO	Not Applicable
48085031416			UPPER	YES	Not Applicable
48085031417			UPPER	YES	Not Applicable
48085031418			UPPER	YES	Not Applicable
48085031419			UPPER	NO	Not Applicable
48085031420			MIDDLE	NO	Not Applicable
48085031421			UPPER	YES	Not Applicable
48085031422			MIDDLE	NO	Not Applicable
48085031423			MIDDLE	NO	Not Applicable
48085031424			MIDDLE	NO	Not Applicable
48085031425			UPPER	NO	Not Applicable
48085031504	UPPER	NO	MIDDLE	NO	UPPER to MIDDLE
48085031505	UPPER	NO			Not Applicable
48085031506	MODERATE	NO			Not Applicable
48085031507	UPPER	NO	MIDDLE	NO	UPPER to MIDDLE
48085031508	MIDDLE	NO	MIDDLE	NO	No Change
48085031509			UPPER	YES	Not Applicable
48085031510			UPPER	NO	Not Applicable
48085031511			MODERATE	YES	Not Applicable
48085031512			MIDDLE	YES	Not Applicable
48085031611	MIDDLE	YES	MIDDLE	YES	No Change
48085031612	MIDDLE	NO			Not Applicable
48085031613	UPPER	NO	UPPER	NO	No Change
48085031621	UPPER	NO	MIDDLE	NO	UPPER to MIDDLE
48085031622	UPPER	NO	UPPER	NO	No Change
48085031623	UPPER	NO	MIDDLE	YES	UPPER to MIDDLE

Collin, TEXAS

Census Tract	2021		2022		Change in Tract Income Class from 2021 through 2022
	Tract Income Class	Minority Tract	Tract Income Class	Minority Tract	
48085031624	MODERATE	YES	MODERATE	YES	No Change
48085031625	UPPER	NO	UPPER	NO	No Change
48085031626	UPPER	NO	UPPER	NO	No Change
48085031627	MIDDLE	NO	MIDDLE	NO	No Change
48085031628	MIDDLE	NO	MIDDLE	NO	No Change
48085031629	MIDDLE	NO	MIDDLE	NO	No Change
48085031630	UPPER	NO	MIDDLE	NO	UPPER to MIDDLE
48085031631	UPPER	NO	MIDDLE	YES	UPPER to MIDDLE
48085031632	UPPER	NO	MIDDLE	YES	UPPER to MIDDLE
48085031633	MIDDLE	NO	UPPER	NO	MIDDLE to UPPER
48085031634	MIDDLE	NO	MIDDLE	NO	No Change
48085031635	MIDDLE	YES	MIDDLE	YES	No Change
48085031636	UPPER	NO	UPPER	NO	No Change
48085031637	UPPER	NO			Not Applicable
48085031638	UPPER	YES			Not Applicable
48085031639	UPPER	NO	UPPER	YES	No Change
48085031640	UPPER	NO			Not Applicable
48085031641	UPPER	YES	UPPER	YES	No Change
48085031642	UPPER	NO	UPPER	NO	No Change
48085031643	UPPER	NO	UPPER	NO	No Change
48085031645	UPPER	NO	UPPER	NO	No Change
48085031646	UPPER	NO	UPPER	NO	No Change
48085031647	UPPER	NO	UPPER	NO	No Change
48085031648	UPPER	NO			Not Applicable
48085031649	UPPER	NO	UPPER	NO	No Change
48085031652	UPPER	YES			Not Applicable
48085031653	UPPER	NO			Not Applicable



Collin, TEXAS

Census Tract	2021		2022		Change in Tract Income Class from 2021 through 2022
	Tract Income Class	Minority Tract	Tract Income Class	Minority Tract	
48085031654	UPPER	NO	UPPER	NO	No Change
48085031655	UPPER	NO	UPPER	NO	No Change
48085031656	UPPER	NO			Not Applicable
48085031657	UPPER	NO	MIDDLE	YES	UPPER to MIDDLE
48085031658	MIDDLE	NO			Not Applicable
48085031659	UPPER	YES	MIDDLE	YES	UPPER to MIDDLE
48085031660	MIDDLE	YES	UPPER	YES	MIDDLE to UPPER
48085031661	UPPER	YES	UPPER	YES	No Change
48085031662	UPPER	YES	UPPER	YES	No Change
48085031663	UPPER	NO	UPPER	YES	No Change
48085031664	UPPER	NO	UPPER	NO	No Change
48085031665			MIDDLE	YES	Not Applicable
48085031666			UPPER	YES	Not Applicable
48085031667			UPPER	NO	Not Applicable
48085031668			UPPER	NO	Not Applicable
48085031669			UPPER	YES	Not Applicable
48085031670			NA	NO	Not Applicable
48085031671			MIDDLE	YES	Not Applicable
48085031672			MIDDLE	YES	Not Applicable
48085031673			MIDDLE	YES	Not Applicable
48085031674			UPPER	YES	Not Applicable
48085031675			UPPER	YES	Not Applicable
48085031676			UPPER	NO	Not Applicable
48085031677			UPPER	YES	Not Applicable
48085031678			UPPER	NO	Not Applicable
48085031679			UPPER	YES	Not Applicable
48085031680			UPPER	YES	Not Applicable

Collin, TEXAS

Census Tract	2021		2022		Change in Tract Income Class from 2021 through 2022
	Tract Income Class	Minority Tract	Tract Income Class	Minority Tract	
48085031681			UPPER	NO	Not Applicable
48085031682			UPPER	NO	Not Applicable
48085031704	UPPER	NO	UPPER	NO	No Change
48085031706	UPPER	NO	UPPER	NO	No Change
48085031708	UPPER	NO	MIDDLE	NO	UPPER to MIDDLE
48085031709	UPPER	NO	MIDDLE	YES	UPPER to MIDDLE
48085031711	UPPER	NO	UPPER	NO	No Change
48085031712	MIDDLE	YES			Not Applicable
48085031713	NA	YES	MIDDLE	YES	NA to MIDDLE
48085031714	MODERATE	YES			Not Applicable
48085031715	UPPER	NO	UPPER	NO	No Change
48085031716	UPPER	NO	UPPER	NO	No Change
48085031717	UPPER	YES	UPPER	YES	No Change
48085031718	UPPER	NO	UPPER	NO	No Change
48085031719	MIDDLE	NO	UPPER	NO	MIDDLE to UPPER
48085031720	LOW	YES	LOW	YES	No Change
48085031721			UPPER	NO	Not Applicable
48085031722			MIDDLE	YES	Not Applicable
48085031723			LOW	YES	Not Applicable
48085031724			MODERATE	YES	Not Applicable
48085031802	UPPER	NO			Not Applicable
48085031804	UPPER	NO			Not Applicable
48085031805	UPPER	NO			Not Applicable
48085031806	MIDDLE	YES	MIDDLE	YES	No Change
48085031807	UPPER	NO	MIDDLE	NO	UPPER to MIDDLE
48085031808			MIDDLE	NO	Not Applicable
48085031809			MODERATE	YES	Not Applicable



Collin, TEXAS

Census Tract	2021		2022		Change in Tract Income Class from 2021 through 2022
	Tract Income Class	Minority Tract	Tract Income Class	Minority Tract	
48085031810			UPPER	YES	Not Applicable
48085031811			MIDDLE	YES	Not Applicable
48085031812			MIDDLE	NO	Not Applicable
48085031813			NA	YES	Not Applicable
48085031814			UPPER	NO	Not Applicable
48085031815			UPPER	NO	Not Applicable
48085031816			MIDDLE	NO	Not Applicable
48085031900	LOW	YES			Not Applicable
48085031901			MODERATE	YES	Not Applicable
48085031902			MODERATE	YES	Not Applicable
48085031903			UPPER	YES	Not Applicable
48085031904			UPPER	YES	Not Applicable
48085032003	MODERATE	YES	MODERATE	YES	No Change
48085032004	MODERATE	YES			Not Applicable
48085032008	MIDDLE	NO	MIDDLE	YES	No Change
48085032009	UPPER	NO			Not Applicable
48085032010	MODERATE	YES	MODERATE	YES	No Change
48085032011	UPPER	YES			Not Applicable
48085032012	MODERATE	YES	MODERATE	YES	No Change
48085032013	MODERATE	YES	MODERATE	YES	No Change
48085032014			MODERATE	YES	Not Applicable
48085032015			MIDDLE	YES	Not Applicable
48085032016			UPPER	YES	Not Applicable
48085032017			MIDDLE	YES	Not Applicable
48085032018			UPPER	NO	Not Applicable
48085032019			UPPER	YES	Not Applicable

Collin, TEXAS

Census Tract	2021		2022		Change in Tract Income Class from 2021 through 2022
	Tract Income Class	Minority Tract	Tract Income Class	Minority Tract	

Summary Data: Collin	2021	2022
Number of Census Tracts	152	220
Number of Minority Tracts	31	95
Percentage of Minority Tracts	20.39%	43.18%
Number of Low Income Tracts	2	2
Percentage of Low Income Tracts	1.32%	0.91%
Number of Moderate Income Tracts	14	19
Percentage of Moderate Income Tracts	9.21%	8.64%
Number of Middle Income Tracts	28	62
Percentage of Middle Income Tracts	18.42%	28.18%
Number of Upper Income Tracts	107	132
Percentage of Upper Income Tracts	70.39%	60.00%
Number of NA Income Tracts	1	5
Percentage of NA Income Tracts	0.66%	2.27%

Collingsworth, TEXAS

Census Tract	2021		2022		Change in Tract Income Class from 2021 through 2022
	Tract Income Class	Minority Tract	Tract Income Class	Minority Tract	
48087950300	MIDDLE	NO	MIDDLE	NO	No Change



Collingsworth, TEXAS

Census Tract	2021		2022		Change in Tract Income Class from 2021 through 2022
	Tract Income Class	Minority Tract	Tract Income Class	Minority Tract	

Summary Data: Collingsworth	2021	2022
Number of Census Tracts	1	1
Number of Minority Tracts	0	0
Percentage of Minority Tracts	0.00%	0.00%
Number of Low Income Tracts	0	0
Percentage of Low Income Tracts	0.00%	0.00%
Number of Moderate Income Tracts	0	0
Percentage of Moderate Income Tracts	0.00%	0.00%
Number of Middle Income Tracts	1	1
Percentage of Middle Income Tracts	100.00%	100.00%
Number of Upper Income Tracts	0	0
Percentage of Upper Income Tracts	0.00%	0.00%
Number of NA Income Tracts	0	0
Percentage of NA Income Tracts	0.00%	0.00%

Colorado, TEXAS

Census Tract	2021		2022		Change in Tract Income Class from 2021 through 2022
	Tract Income Class	Minority Tract	Tract Income Class	Minority Tract	
48089750100	MIDDLE	YES	MIDDLE	YES	No Change
48089750200	MIDDLE	NO	MIDDLE	NO	No Change
48089750300	UPPER	NO	MIDDLE	NO	UPPER to MIDDLE

Colorado, TEXAS

Census Tract	2021		2022		Change in Tract Income Class from 2021 through 2022
	Tract Income Class	Minority Tract	Tract Income Class	Minority Tract	
48089750400	MIDDLE	NO	MIDDLE	NO	No Change
48089750500	MIDDLE	NO	MIDDLE	NO	No Change

Summary Data: Colorado	2021	2022
Number of Census Tracts	5	5
Number of Minority Tracts	1	1
Percentage of Minority Tracts	20.00%	20.00%
Number of Low Income Tracts	0	0
Percentage of Low Income Tracts	0.00%	0.00%
Number of Moderate Income Tracts	0	0
Percentage of Moderate Income Tracts	0.00%	0.00%
Number of Middle Income Tracts	4	5
Percentage of Middle Income Tracts	80.00%	100.00%
Number of Upper Income Tracts	1	0
Percentage of Upper Income Tracts	20.00%	0.00%
Number of NA Income Tracts	0	0
Percentage of NA Income Tracts	0.00%	0.00%

Comal, TEXAS

Census Tract	2021		2022		Change in Tract Income Class from 2021 through 2022
	Tract Income Class	Minority Tract	Tract Income Class	Minority Tract	
48091310100	MIDDLE	NO	MIDDLE	NO	No Change



Comal, TEXAS

Census Tract	2021		2022		Change in Tract Income Class from 2021 through 2022
	Tract Income Class	Minority Tract	Tract Income Class	Minority Tract	
48091310200	MIDDLE	YES	MIDDLE	NO	No Change
48091310300	UPPER	NO			Not Applicable
48091310301			UPPER	NO	Not Applicable
48091310302			NA	NO	Not Applicable
48091310401	MODERATE	YES	MODERATE	YES	No Change
48091310403	MIDDLE	NO			Not Applicable
48091310404	MIDDLE	NO	MIDDLE	NO	No Change
48091310405			MIDDLE	NO	Not Applicable
48091310406			UPPER	NO	Not Applicable
48091310501	MODERATE	NO	MIDDLE	NO	MODERATE to MIDDLE
48091310502	MIDDLE	NO	MIDDLE	YES	No Change
48091310503	MIDDLE	NO	UPPER	NO	MIDDLE to UPPER
48091310603	UPPER	NO	MIDDLE	NO	UPPER to MIDDLE
48091310604	MIDDLE	NO	MIDDLE	NO	No Change
48091310605	MIDDLE	NO			Not Applicable
48091310606	UPPER	NO			Not Applicable
48091310607	MIDDLE	NO			Not Applicable
48091310608	MODERATE	NO	MIDDLE	NO	MODERATE to MIDDLE
48091310609			MIDDLE	NO	Not Applicable
48091310610			MODERATE	NO	Not Applicable
48091310611			MIDDLE	NO	Not Applicable
48091310612			MIDDLE	NO	Not Applicable
48091310613			MIDDLE	NO	Not Applicable
48091310614			UPPER	NO	Not Applicable
48091310701	UPPER	NO			Not Applicable
48091310702	UPPER	NO	UPPER	NO	No Change
48091310703	UPPER	NO	UPPER	NO	No Change

Comal, TEXAS

Census Tract	2021		2022		Change in Tract Income Class from 2021 through 2022
	Tract Income Class	Minority Tract	Tract Income Class	Minority Tract	
48091310704	UPPER	NO			Not Applicable
48091310705			UPPER	NO	Not Applicable
48091310706			UPPER	NO	Not Applicable
48091310707			UPPER	NO	Not Applicable
48091310708			UPPER	NO	Not Applicable
48091310801	UPPER	NO	UPPER	NO	No Change
48091310802	UPPER	NO			Not Applicable
48091310803			UPPER	NO	Not Applicable
48091310804			MIDDLE	YES	Not Applicable
48091310901	UPPER	NO	UPPER	NO	No Change
48091310902	UPPER	NO			Not Applicable
48091310903	UPPER	NO	UPPER	NO	No Change
48091310904			MIDDLE	NO	Not Applicable
48091310905			UPPER	NO	Not Applicable



Comal, TEXAS

Census Tract	2021		2022		Change in Tract Income Class from 2021 through 2022
	Tract Income Class	Minority Tract	Tract Income Class	Minority Tract	

Summary Data: Comal	2021	2022
Number of Census Tracts	24	33
Number of Minority Tracts	2	3
Percentage of Minority Tracts	8.33%	9.09%
Number of Low Income Tracts	0	0
Percentage of Low Income Tracts	0.00%	0.00%
Number of Moderate Income Tracts	3	2
Percentage of Moderate Income Tracts	12.50%	6.06%
Number of Middle Income Tracts	9	15
Percentage of Middle Income Tracts	37.50%	45.45%
Number of Upper Income Tracts	12	15
Percentage of Upper Income Tracts	50.00%	45.45%
Number of NA Income Tracts	0	1
Percentage of NA Income Tracts	0.00%	3.03%

Comanche, TEXAS

Census Tract	2021		2022		Change in Tract Income Class from 2021 through 2022
	Tract Income Class	Minority Tract	Tract Income Class	Minority Tract	
48093950100	MIDDLE	NO			Not Applicable
48093950101			MIDDLE	NO	Not Applicable
48093950102			UPPER	NO	Not Applicable

Comanche, TEXAS

Census Tract	2021		2022		Change in Tract Income Class from 2021 through 2022
	Tract Income Class	Minority Tract	Tract Income Class	Minority Tract	
48093950200	MIDDLE	NO	UPPER	NO	MIDDLE to UPPER
48093950300	MODERATE	NO	MIDDLE	NO	MODERATE to MIDDLE
48093950400	MIDDLE	NO	MIDDLE	NO	No Change

Summary Data: Comanche	2021	2022
Number of Census Tracts	4	5
Number of Minority Tracts	0	0
Percentage of Minority Tracts	0.00%	0.00%
Number of Low Income Tracts	0	0
Percentage of Low Income Tracts	0.00%	0.00%
Number of Moderate Income Tracts	1	0
Percentage of Moderate Income Tracts	25.00%	0.00%
Number of Middle Income Tracts	3	3
Percentage of Middle Income Tracts	75.00%	60.00%
Number of Upper Income Tracts	0	2
Percentage of Upper Income Tracts	0.00%	40.00%
Number of NA Income Tracts	0	0
Percentage of NA Income Tracts	0.00%	0.00%

Concho, TEXAS

Census Tract	2021		2022		Change in Tract Income Class from 2021 through 2022
	Tract Income Class	Minority Tract	Tract Income Class	Minority Tract	



Concho, TEXAS

Census Tract	2021		2022		Change in Tract Income Class from 2021 through 2022
	Tract Income Class	Minority Tract	Tract Income Class	Minority Tract	
48095950300	MIDDLE	YES	MIDDLE	NO	No Change

Summary Data: Concho	2021	2022
Number of Census Tracts	1	1
Number of Minority Tracts	1	0
Percentage of Minority Tracts	100.00%	0.00%
Number of Low Income Tracts	0	0
Percentage of Low Income Tracts	0.00%	0.00%
Number of Moderate Income Tracts	0	0
Percentage of Moderate Income Tracts	0.00%	0.00%
Number of Middle Income Tracts	1	1
Percentage of Middle Income Tracts	100.00%	100.00%
Number of Upper Income Tracts	0	0
Percentage of Upper Income Tracts	0.00%	0.00%
Number of NA Income Tracts	0	0
Percentage of NA Income Tracts	0.00%	0.00%

Cooke, TEXAS

Census Tract	2021		2022		Change in Tract Income Class from 2021 through 2022
	Tract Income Class	Minority Tract	Tract Income Class	Minority Tract	
48097000400	MODERATE	NO	MODERATE	NO	No Change
48097000500	MODERATE	NO	MODERATE	YES	No Change
48097000600	MIDDLE	NO	MIDDLE	NO	No Change
48097000700	UPPER	NO			Not Applicable
48097000701			UPPER	NO	Not Applicable
48097000702			UPPER	NO	Not Applicable
48097000900	UPPER	NO	UPPER	NO	No Change
48097001100	MIDDLE	NO	MIDDLE	NO	No Change

Cooke, TEXAS

Census Tract	2021		2022		Change in Tract Income Class from 2021 through 2022
	Tract Income Class	Minority Tract	Tract Income Class	Minority Tract	
48097000100	MIDDLE	NO	UPPER	NO	MIDDLE to UPPER
48097000200	UPPER	NO	UPPER	NO	No Change



Cooke, TEXAS

Census Tract	2021		2022		Change in Tract Income Class from 2021 through 2022
	Tract Income Class	Minority Tract	Tract Income Class	Minority Tract	

Summary Data: Cooke	2021	2022
Number of Census Tracts	8	9
Number of Minority Tracts	0	1
Percentage of Minority Tracts	0.00%	11.11%
Number of Low Income Tracts	0	0
Percentage of Low Income Tracts	0.00%	0.00%
Number of Moderate Income Tracts	2	2
Percentage of Moderate Income Tracts	25.00%	22.22%
Number of Middle Income Tracts	3	2
Percentage of Middle Income Tracts	37.50%	22.22%
Number of Upper Income Tracts	3	5
Percentage of Upper Income Tracts	37.50%	55.56%
Number of NA Income Tracts	0	0
Percentage of NA Income Tracts	0.00%	0.00%

Coryell, TEXAS

Census Tract	2021		2022		Change in Tract Income Class from 2021 through 2022
	Tract Income Class	Minority Tract	Tract Income Class	Minority Tract	
48099010202	MIDDLE	NO	MIDDLE	NO	No Change
48099010300	MIDDLE	NO	MIDDLE	NO	No Change
48099010400	MIDDLE	NO	MIDDLE	NO	No Change
48099010501	MODERATE	NO	MODERATE	YES	No Change
48099010502	MODERATE	NO	MODERATE	YES	No Change
48099010503	NA	NO	NA	NO	No Change
48099010504	MIDDLE	YES	MODERATE	YES	MIDDLE to MODERATE
48099010601	MODERATE	YES	MODERATE	YES	No Change
48099010603	MIDDLE	NO	MIDDLE	YES	No Change
48099010604	MIDDLE	NO	MIDDLE	YES	No Change
48099010701	UPPER	NO	MIDDLE	NO	UPPER to MIDDLE
48099010702	MIDDLE	NO	MODERATE	NO	MIDDLE to MODERATE
48099010802	MIDDLE	NO	MIDDLE	NO	No Change
48099010803	UPPER	NO	UPPER	NO	No Change
48099010804	MIDDLE	NO	MIDDLE	YES	No Change
48099980000	NA	NO	NA	NO	No Change

Coryell, TEXAS

Census Tract	2021		2022		Change in Tract Income Class from 2021 through 2022
	Tract Income Class	Minority Tract	Tract Income Class	Minority Tract	
48099010101	MIDDLE	NO	UPPER	NO	MIDDLE to UPPER
48099010102	MIDDLE	NO	MIDDLE	NO	No Change
48099010201	UPPER	YES	NA	YES	UPPER to NA



Coryell, TEXAS

Census Tract	2021		2022		Change in Tract Income Class from 2021 through 2022
	Tract Income Class	Minority Tract	Tract Income Class	Minority Tract	

Summary Data: Coryell	2021	2022
Number of Census Tracts	19	19
Number of Minority Tracts	3	8
Percentage of Minority Tracts	15.79%	42.11%
Number of Low Income Tracts	0	0
Percentage of Low Income Tracts	0.00%	0.00%
Number of Moderate Income Tracts	3	5
Percentage of Moderate Income Tracts	15.79%	26.32%
Number of Middle Income Tracts	11	9
Percentage of Middle Income Tracts	57.89%	47.37%
Number of Upper Income Tracts	3	2
Percentage of Upper Income Tracts	15.79%	10.53%
Number of NA Income Tracts	2	3
Percentage of NA Income Tracts	10.53%	15.79%

Cottle, TEXAS

Census Tract	2021		2022		Change in Tract Income Class from 2021 through 2022
	Tract Income Class	Minority Tract	Tract Income Class	Minority Tract	
48101950100	MIDDLE	NO	MODERATE	NO	MIDDLE to MODERATE

Cottle, TEXAS

Census Tract	2021		2022		Change in Tract Income Class from 2021 through 2022
	Tract Income Class	Minority Tract	Tract Income Class	Minority Tract	

Summary Data: Cottle	2021	2022
Number of Census Tracts	1	1
Number of Minority Tracts	0	0
Percentage of Minority Tracts	0.00%	0.00%
Number of Low Income Tracts	0	0
Percentage of Low Income Tracts	0.00%	0.00%
Number of Moderate Income Tracts	0	1
Percentage of Moderate Income Tracts	0.00%	100.00%
Number of Middle Income Tracts	1	0
Percentage of Middle Income Tracts	100.00%	0.00%
Number of Upper Income Tracts	0	0
Percentage of Upper Income Tracts	0.00%	0.00%
Number of NA Income Tracts	0	0
Percentage of NA Income Tracts	0.00%	0.00%

Crane, TEXAS

Census Tract	2021		2022		Change in Tract Income Class from 2021 through 2022
	Tract Income Class	Minority Tract	Tract Income Class	Minority Tract	
48103950100	UPPER	YES	MIDDLE	YES	UPPER to MIDDLE



Crane, TEXAS

Census Tract	2021		2022		Change in Tract Income Class from 2021 through 2022
	Tract Income Class	Minority Tract	Tract Income Class	Minority Tract	

Summary Data: Crane	2021	2022
Number of Census Tracts	1	1
Number of Minority Tracts	1	1
Percentage of Minority Tracts	100.00%	100.00%
Number of Low Income Tracts	0	0
Percentage of Low Income Tracts	0.00%	0.00%
Number of Moderate Income Tracts	0	0
Percentage of Moderate Income Tracts	0.00%	0.00%
Number of Middle Income Tracts	0	1
Percentage of Middle Income Tracts	0.00%	100.00%
Number of Upper Income Tracts	1	0
Percentage of Upper Income Tracts	100.00%	0.00%
Number of NA Income Tracts	0	0
Percentage of NA Income Tracts	0.00%	0.00%

Crockett, TEXAS

Census Tract	2021		2022		Change in Tract Income Class from 2021 through 2022
	Tract Income Class	Minority Tract	Tract Income Class	Minority Tract	
48105950100	UPPER	YES	MIDDLE	YES	UPPER to MIDDLE

Crockett, TEXAS

Census Tract	2021		2022		Change in Tract Income Class from 2021 through 2022
	Tract Income Class	Minority Tract	Tract Income Class	Minority Tract	

Summary Data: Crockett	2021	2022
Number of Census Tracts	1	1
Number of Minority Tracts	1	1
Percentage of Minority Tracts	100.00%	100.00%
Number of Low Income Tracts	0	0
Percentage of Low Income Tracts	0.00%	0.00%
Number of Moderate Income Tracts	0	0
Percentage of Moderate Income Tracts	0.00%	0.00%
Number of Middle Income Tracts	0	1
Percentage of Middle Income Tracts	0.00%	100.00%
Number of Upper Income Tracts	1	0
Percentage of Upper Income Tracts	100.00%	0.00%
Number of NA Income Tracts	0	0
Percentage of NA Income Tracts	0.00%	0.00%

Crosby, TEXAS

Census Tract	2021		2022		Change in Tract Income Class from 2021 through 2022
	Tract Income Class	Minority Tract	Tract Income Class	Minority Tract	
48107950100	MODERATE	YES	MODERATE	YES	No Change
48107950200	MODERATE	YES	MODERATE	YES	No Change
48107950300	MODERATE	YES	MIDDLE	YES	MODERATE to MIDDLE



Crosby, TEXAS

Census Tract	2021		2022		Change in Tract Income Class from 2021 through 2022
	Tract Income Class	Minority Tract	Tract Income Class	Minority Tract	

Summary Data: Crosby	2021	2022
Number of Census Tracts	3	3
Number of Minority Tracts	3	3
Percentage of Minority Tracts	100.00%	100.00%
Number of Low Income Tracts	0	0
Percentage of Low Income Tracts	0.00%	0.00%
Number of Moderate Income Tracts	3	2
Percentage of Moderate Income Tracts	100.00%	66.67%
Number of Middle Income Tracts	0	1
Percentage of Middle Income Tracts	0.00%	33.33%
Number of Upper Income Tracts	0	0
Percentage of Upper Income Tracts	0.00%	0.00%
Number of NA Income Tracts	0	0
Percentage of NA Income Tracts	0.00%	0.00%

Culberson, TEXAS

Census Tract	2021		2022		Change in Tract Income Class from 2021 through 2022
	Tract Income Class	Minority Tract	Tract Income Class	Minority Tract	
48109950300	MODERATE	YES	MODERATE	YES	No Change


Culberson, TEXAS

Census Tract	2021		2022		Change in Tract Income Class from 2021 through 2022
	Tract Income Class	Minority Tract	Tract Income Class	Minority Tract	

Summary Data: Culberson	2021	2022
Number of Census Tracts	1	1
Number of Minority Tracts	1	1
Percentage of Minority Tracts	100.00%	100.00%
Number of Low Income Tracts	0	0
Percentage of Low Income Tracts	0.00%	0.00%
Number of Moderate Income Tracts	1	1
Percentage of Moderate Income Tracts	100.00%	100.00%
Number of Middle Income Tracts	0	0
Percentage of Middle Income Tracts	0.00%	0.00%
Number of Upper Income Tracts	0	0
Percentage of Upper Income Tracts	0.00%	0.00%
Number of NA Income Tracts	0	0
Percentage of NA Income Tracts	0.00%	0.00%

Dallam, TEXAS

Census Tract	2021		2022		Change in Tract Income Class from 2021 through 2022
	Tract Income Class	Minority Tract	Tract Income Class	Minority Tract	
48111950100	UPPER	NO	MIDDLE	NO	UPPER to MIDDLE
48111950300	MODERATE	YES	MIDDLE	YES	MODERATE to MIDDLE



Dallam, TEXAS

Census Tract	2021		2022		Change in Tract Income Class from 2021 through 2022
	Tract Income Class	Minority Tract	Tract Income Class	Minority Tract	
Summary Data: Dallam			2021	2022	
Number of Census Tracts			2	2	
Number of Minority Tracts			1	1	
Percentage of Minority Tracts			50.00%	50.00%	
Number of Low Income Tracts			0	0	
Percentage of Low Income Tracts			0.00%	0.00%	
Number of Moderate Income Tracts			1	0	
Percentage of Moderate Income Tracts			50.00%	0.00%	
Number of Middle Income Tracts			0	2	
Percentage of Middle Income Tracts			0.00%	100.00%	
Number of Upper Income Tracts			1	0	
Percentage of Upper Income Tracts			50.00%	0.00%	
Number of NA Income Tracts			0	0	
Percentage of NA Income Tracts			0.00%	0.00%	

Dallas, TEXAS

Census Tract	2021		2022		Change in Tract Income Class from 2021 through 2022
	Tract Income Class	Minority Tract	Tract Income Class	Minority Tract	
48113000100	UPPER	NO	UPPER	NO	No Change
48113000201	UPPER	NO	UPPER	NO	No Change
48113000202	UPPER	NO	UPPER	NO	No Change

Dallas, TEXAS

Census Tract	2021		2022		Change in Tract Income Class from 2021 through 2022
	Tract Income Class	Minority Tract	Tract Income Class	Minority Tract	
48113000300	UPPER	NO	NA	NO	UPPER to NA
48113000401	MODERATE	YES	MODERATE	YES	No Change
48113000404	NA	YES			Not Applicable
48113000405	LOW	YES	LOW	YES	No Change
48113000406	MODERATE	YES			Not Applicable
48113000407			MODERATE	YES	Not Applicable
48113000408			MIDDLE	NO	Not Applicable
48113000409			MODERATE	YES	Not Applicable
48113000410			MODERATE	YES	Not Applicable
48113000500	UPPER	NO			Not Applicable
48113000501			NA	NO	Not Applicable
48113000502			UPPER	NO	Not Applicable
48113000503			UPPER	NO	Not Applicable
48113000601	LOW	YES			Not Applicable
48113000603	UPPER	NO			Not Applicable
48113000605	UPPER	NO	UPPER	NO	No Change
48113000606	UPPER	NO	UPPER	NO	No Change
48113000607			UPPER	NO	Not Applicable
48113000608			UPPER	NO	Not Applicable
48113000609			UPPER	NO	Not Applicable
48113000610			MODERATE	YES	Not Applicable
48113000611			NA	YES	Not Applicable
48113000701	UPPER	NO			Not Applicable
48113000702	UPPER	NO			Not Applicable
48113000703			UPPER	NO	Not Applicable
48113000704			UPPER	NO	Not Applicable
48113000705			UPPER	NO	Not Applicable



Dallas, TEXAS

Census Tract	2021		2022		Change in Tract Income Class from 2021 through 2022
	Tract Income Class	Minority Tract	Tract Income Class	Minority Tract	
48113000706			UPPER	NO	Not Applicable
48113000800	MODERATE	YES			Not Applicable
48113000801			MODERATE	YES	Not Applicable
48113000802			MODERATE	YES	Not Applicable
48113000900	LOW	YES			Not Applicable
48113000901			UPPER	NO	Not Applicable
48113000902			NA	NO	Not Applicable
48113001001	UPPER	NO	UPPER	NO	No Change
48113001002	UPPER	NO	UPPER	NO	No Change
48113001101	MIDDLE	NO	UPPER	NO	MIDDLE to UPPER
48113001102	UPPER	NO	UPPER	NO	No Change
48113001202	MIDDLE	YES	MIDDLE	YES	No Change
48113001203	MIDDLE	YES	UPPER	YES	MIDDLE to UPPER
48113001204	MODERATE	YES	MODERATE	YES	No Change
48113001301	UPPER	NO	UPPER	NO	No Change
48113001302	MODERATE	YES	MIDDLE	YES	MODERATE to MIDDLE
48113001400	LOW	YES	MODERATE	YES	LOW to MODERATE
48113001502	MODERATE	YES	MODERATE	YES	No Change
48113001503	LOW	YES	LOW	YES	No Change
48113001504	MODERATE	YES	MODERATE	YES	No Change
48113001600	MODERATE	YES			Not Applicable
48113001601			NA	YES	Not Applicable
48113001602			UPPER	NO	Not Applicable
48113001701	NA	NO			Not Applicable
48113001703	UPPER	NO	UPPER	NO	No Change
48113001704	UPPER	NO			Not Applicable
48113001705			UPPER	NO	Not Applicable

Dallas, TEXAS

Census Tract	2021		2022		Change in Tract Income Class from 2021 through 2022
	Tract Income Class	Minority Tract	Tract Income Class	Minority Tract	
48113001800	UPPER	NO			Not Applicable
48113001801			NA	NO	Not Applicable
48113001802			MIDDLE	NO	Not Applicable
48113001900	UPPER	NO			Not Applicable
48113001901			UPPER	NO	Not Applicable
48113001902			UPPER	NO	Not Applicable
48113002000	MODERATE	YES			Not Applicable
48113002001			MIDDLE	YES	Not Applicable
48113002002			LOW	YES	Not Applicable
48113002100	MIDDLE	NO	UPPER	YES	MIDDLE to UPPER
48113002200	MIDDLE	NO	MIDDLE	YES	No Change
48113002400	MODERATE	YES	MODERATE	YES	No Change
48113002500	LOW	YES	MODERATE	YES	LOW to MODERATE
48113002701	LOW	YES			Not Applicable
48113002702	LOW	YES			Not Applicable
48113002703			LOW	YES	Not Applicable
48113003101	UPPER	NO			Not Applicable
48113003102			UPPER	NO	Not Applicable
48113003103			UPPER	YES	Not Applicable
48113003400	LOW	YES			Not Applicable
48113003700	LOW	YES	LOW	YES	No Change
48113003800	LOW	YES			Not Applicable
48113003901	LOW	YES			Not Applicable
48113003902	MODERATE	YES			Not Applicable
48113004000	LOW	YES			Not Applicable
48113004100	LOW	YES			Not Applicable
48113004201	MODERATE	YES	MIDDLE	YES	MODERATE to MIDDLE



Dallas, TEXAS

Census Tract	2021		2022		Change in Tract Income Class from 2021 through 2022
	Tract Income Class	Minority Tract	Tract Income Class	Minority Tract	
48113004202	MIDDLE	YES	UPPER	YES	MIDDLE to UPPER
48113004300	LOW	YES	MODERATE	YES	LOW to MODERATE
48113004400	UPPER	NO	UPPER	NO	No Change
48113004500	MODERATE	YES	MODERATE	YES	No Change
48113004600	MIDDLE	YES	UPPER	NO	MIDDLE to UPPER
48113004700	LOW	YES	MODERATE	YES	LOW to MODERATE
48113004800	LOW	YES	MODERATE	YES	LOW to MODERATE
48113004900	LOW	YES			Not Applicable
48113005000	MODERATE	YES	MODERATE	YES	No Change
48113005100	MODERATE	YES	MODERATE	YES	No Change
48113005200	MODERATE	YES	MIDDLE	YES	MODERATE to MIDDLE
48113005300	MODERATE	YES	MODERATE	YES	No Change
48113005400	LOW	YES	LOW	YES	No Change
48113005500	LOW	YES	MODERATE	YES	LOW to MODERATE
48113005600	LOW	YES	MODERATE	YES	LOW to MODERATE
48113005700	LOW	YES	LOW	YES	No Change
48113005901	LOW	YES	LOW	YES	No Change
48113005902	LOW	YES	LOW	YES	No Change
48113006001	MODERATE	YES	MODERATE	YES	No Change
48113006002	LOW	YES	LOW	YES	No Change
48113006100	MODERATE	YES	MODERATE	YES	No Change
48113006200	MODERATE	YES	MODERATE	YES	No Change
48113006301	MODERATE	YES	MODERATE	YES	No Change
48113006302	MODERATE	YES	MODERATE	YES	No Change
48113006401	MODERATE	YES	MODERATE	YES	No Change
48113006402	MODERATE	YES	MODERATE	YES	No Change
48113006501	MODERATE	YES	MODERATE	YES	No Change

Dallas, TEXAS

Census Tract	2021		2022		Change in Tract Income Class from 2021 through 2022
	Tract Income Class	Minority Tract	Tract Income Class	Minority Tract	
48113006502	MODERATE	YES	MODERATE	YES	No Change
48113006700	LOW	YES			Not Applicable
48113006701			MODERATE	YES	Not Applicable
48113006702			MODERATE	YES	Not Applicable
48113006800	LOW	YES	MODERATE	YES	LOW to MODERATE
48113006900	LOW	YES	MODERATE	YES	LOW to MODERATE
48113007101	UPPER	NO	UPPER	NO	No Change
48113007102	MODERATE	YES	MODERATE	YES	No Change
48113007201	LOW	YES			Not Applicable
48113007202	LOW	YES			Not Applicable
48113007203			LOW	YES	Not Applicable
48113007204			LOW	YES	Not Applicable
48113007205			LOW	YES	Not Applicable
48113007206			LOW	YES	Not Applicable
48113007301	UPPER	NO	UPPER	NO	No Change
48113007302	UPPER	NO	UPPER	NO	No Change
48113007601	UPPER	NO	UPPER	NO	No Change
48113007604	UPPER	NO	UPPER	NO	No Change
48113007605	UPPER	NO	UPPER	NO	No Change
48113007700	UPPER	NO			Not Applicable
48113007701			UPPER	NO	Not Applicable
48113007702			UPPER	NO	Not Applicable
48113007801	UPPER	NO	UPPER	NO	No Change
48113007804	MODERATE	YES			Not Applicable
48113007805	UPPER	NO	MIDDLE	YES	UPPER to MIDDLE
48113007809	MIDDLE	NO	MIDDLE	NO	No Change
48113007810	UPPER	NO	UPPER	YES	No Change



Dallas, TEXAS

Census Tract	2021		2022		Change in Tract Income Class from 2021 through 2022
	Tract Income Class	Minority Tract	Tract Income Class	Minority Tract	
48113007811	LOW	YES			Not Applicable
48113007812	UPPER	NO	UPPER	NO	No Change
48113007815	LOW	YES	LOW	YES	No Change
48113007818	LOW	YES			Not Applicable
48113007819	LOW	YES	LOW	YES	No Change
48113007820	LOW	YES			Not Applicable
48113007821	LOW	YES	LOW	YES	No Change
48113007822	MODERATE	NO	MIDDLE	NO	MODERATE to MIDDLE
48113007823	LOW	YES	MODERATE	YES	LOW to MODERATE
48113007824	UPPER	NO	UPPER	NO	No Change
48113007825	MIDDLE	YES	MIDDLE	YES	No Change
48113007826	MIDDLE	YES	MIDDLE	YES	No Change
48113007827	LOW	YES	LOW	YES	No Change
48113007828			MODERATE	YES	Not Applicable
48113007829			MODERATE	YES	Not Applicable
48113007830			LOW	YES	Not Applicable
48113007831			MODERATE	YES	Not Applicable
48113007832			LOW	YES	Not Applicable
48113007833			LOW	YES	Not Applicable
48113007834			LOW	YES	Not Applicable
48113007835			LOW	YES	Not Applicable
48113007902	UPPER	NO	UPPER	NO	No Change
48113007903	UPPER	NO	UPPER	NO	No Change
48113007906	UPPER	NO	UPPER	NO	No Change
48113007909	MODERATE	NO	MIDDLE	YES	MODERATE to MIDDLE
48113007910	MIDDLE	NO	UPPER	YES	MIDDLE to UPPER
48113007911	MIDDLE	NO			Not Applicable

Dallas, TEXAS

Census Tract	2021		2022		Change in Tract Income Class from 2021 through 2022
	Tract Income Class	Minority Tract	Tract Income Class	Minority Tract	
48113007912	UPPER	NO	UPPER	NO	No Change
48113007913	MIDDLE	NO	UPPER	NO	MIDDLE to UPPER
48113007914	MIDDLE	NO	MIDDLE	NO	No Change
48113007915			NA	NO	Not Applicable
48113007916			UPPER	NO	Not Applicable
48113008000	UPPER	NO	UPPER	NO	No Change
48113008100	UPPER	NO			Not Applicable
48113008101			MIDDLE	NO	Not Applicable
48113008102			UPPER	NO	Not Applicable
48113008200	MIDDLE	NO	MIDDLE	NO	No Change
48113008400	MODERATE	YES			Not Applicable
48113008401			MODERATE	YES	Not Applicable
48113008402			MODERATE	YES	Not Applicable
48113008500	MODERATE	YES	MODERATE	YES	No Change
48113008603	LOW	YES			Not Applicable
48113008604	LOW	YES	LOW	YES	No Change
48113008701	LOW	YES	LOW	YES	No Change
48113008703	LOW	YES	LOW	YES	No Change
48113008704	LOW	YES	LOW	YES	No Change
48113008705	LOW	YES	MODERATE	YES	LOW to MODERATE
48113008801	LOW	YES	LOW	YES	No Change
48113008802	LOW	YES	LOW	YES	No Change
48113008900	LOW	YES			Not Applicable
48113009000	LOW	YES			Not Applicable
48113009001			MODERATE	YES	Not Applicable
48113009002			LOW	YES	Not Applicable
48113009101	MODERATE	YES	MODERATE	YES	No Change



Dallas, TEXAS

Census Tract	2021		2022		Change in Tract Income Class from 2021 through 2022
	Tract Income Class	Minority Tract	Tract Income Class	Minority Tract	
48113009103	MODERATE	YES	LOW	YES	MODERATE to LOW
48113009104	MODERATE	YES	MODERATE	YES	No Change
48113009105	MODERATE	YES	MODERATE	YES	No Change
48113009201	MODERATE	YES			Not Applicable
48113009202	LOW	YES	LOW	YES	No Change
48113009203			MODERATE	YES	Not Applicable
48113009204			LOW	YES	Not Applicable
48113009301	MODERATE	YES	MODERATE	YES	No Change
48113009303	MODERATE	YES	LOW	YES	MODERATE to LOW
48113009304	LOW	YES	LOW	YES	No Change
48113009401	MODERATE	YES	MIDDLE	YES	MODERATE to MIDDLE
48113009402	UPPER	NO	UPPER	NO	No Change
48113009500	UPPER	NO	UPPER	NO	No Change
48113009603	UPPER	NO	UPPER	NO	No Change
48113009604	MIDDLE	NO	MIDDLE	YES	No Change
48113009605	MODERATE	YES	MODERATE	YES	No Change
48113009607	UPPER	NO	UPPER	NO	No Change
48113009608	UPPER	NO	UPPER	NO	No Change
48113009609	UPPER	NO	UPPER	NO	No Change
48113009610	LOW	YES	MODERATE	YES	LOW to MODERATE
48113009611	MODERATE	YES	MIDDLE	YES	MODERATE to MIDDLE
48113009701	MODERATE	YES	MIDDLE	YES	MODERATE to MIDDLE
48113009702	UPPER	NO	UPPER	NO	No Change
48113009802	MODERATE	YES	MODERATE	YES	No Change
48113009803	MIDDLE	YES	MODERATE	YES	MIDDLE to MODERATE
48113009804	LOW	YES	LOW	YES	No Change
48113009900	MODERATE	YES	MIDDLE	YES	MODERATE to MIDDLE

Dallas, TEXAS

Census Tract	2021		2022		Change in Tract Income Class from 2021 through 2022
	Tract Income Class	Minority Tract	Tract Income Class	Minority Tract	
48113010000	MODERATE	YES			Not Applicable
48113010001			LOW	YES	Not Applicable
48113010002			NA	YES	Not Applicable
48113010003			UPPER	NO	Not Applicable
48113010101	LOW	YES	LOW	YES	No Change
48113010102	MODERATE	YES	MODERATE	YES	No Change
48113010500	MODERATE	YES	MODERATE	YES	No Change
48113010601	MODERATE	YES	MODERATE	YES	No Change
48113010602	LOW	YES	LOW	YES	No Change
48113010701	MODERATE	YES	LOW	YES	MODERATE to LOW
48113010703	MODERATE	YES			Not Applicable
48113010704	MODERATE	YES	LOW	YES	MODERATE to LOW
48113010801	MODERATE	YES			Not Applicable
48113010803	MODERATE	YES			Not Applicable
48113010804	LOW	YES	LOW	YES	No Change
48113010805	MODERATE	YES	MODERATE	YES	No Change
48113010806			MIDDLE	YES	Not Applicable
48113010807			MODERATE	YES	Not Applicable
48113010808			LOW	YES	Not Applicable
48113010809			LOW	YES	Not Applicable
48113010902	MODERATE	YES			Not Applicable
48113010903	LOW	YES	LOW	YES	No Change
48113010904	LOW	YES	LOW	YES	No Change
48113010905			LOW	YES	Not Applicable
48113010906			MODERATE	YES	Not Applicable
48113011001	MODERATE	YES			Not Applicable
48113011002	MODERATE	YES	MODERATE	YES	No Change



Dallas, TEXAS

Census Tract	2021		2022		Change in Tract Income Class from 2021 through 2022
	Tract Income Class	Minority Tract	Tract Income Class	Minority Tract	
48113011003			MODERATE	YES	Not Applicable
48113011004			MODERATE	YES	Not Applicable
48113011101	MODERATE	YES	MODERATE	YES	No Change
48113011103	MODERATE	YES	LOW	YES	MODERATE to LOW
48113011104	LOW	YES	LOW	YES	No Change
48113011105	LOW	YES	LOW	YES	No Change
48113011200	MODERATE	YES			Not Applicable
48113011201			MODERATE	YES	Not Applicable
48113011202			MODERATE	YES	Not Applicable
48113011300	MODERATE	YES	MODERATE	YES	No Change
48113011401	LOW	YES	LOW	YES	No Change
48113011500	LOW	YES	LOW	YES	No Change
48113011601	LOW	YES	LOW	YES	No Change
48113011602	MODERATE	YES			Not Applicable
48113011603			MODERATE	YES	Not Applicable
48113011604			MODERATE	YES	Not Applicable
48113011701	MODERATE	YES	LOW	YES	MODERATE to LOW
48113011702	LOW	YES	MODERATE	YES	LOW to MODERATE
48113011800	MODERATE	YES			Not Applicable
48113011801			LOW	YES	Not Applicable
48113011802			MODERATE	YES	Not Applicable
48113011900	MODERATE	YES			Not Applicable
48113011901			MODERATE	YES	Not Applicable
48113011902			MODERATE	YES	Not Applicable
48113012000	LOW	YES	LOW	YES	No Change
48113012100	MODERATE	YES			Not Applicable
48113012101			LOW	YES	Not Applicable

Dallas, TEXAS

Census Tract	2021		2022		Change in Tract Income Class from 2021 through 2022
	Tract Income Class	Minority Tract	Tract Income Class	Minority Tract	
48113012102			MODERATE	YES	Not Applicable
48113012204	MIDDLE	YES			Not Applicable
48113012206	MIDDLE	YES	MIDDLE	YES	No Change
48113012207	MODERATE	YES	MODERATE	YES	No Change
48113012208	LOW	YES	LOW	YES	No Change
48113012209	MIDDLE	YES	MIDDLE	NO	No Change
48113012210	LOW	YES	MODERATE	YES	LOW to MODERATE
48113012211	LOW	YES	LOW	YES	No Change
48113012212			MODERATE	YES	Not Applicable
48113012213			MIDDLE	NO	Not Applicable
48113012301	MODERATE	YES	MODERATE	YES	No Change
48113012302	LOW	YES	LOW	YES	No Change
48113012400	MIDDLE	NO	MODERATE	NO	MIDDLE to MODERATE
48113012500	MODERATE	YES			Not Applicable
48113012501			MODERATE	YES	Not Applicable
48113012502			LOW	YES	Not Applicable
48113012601	MODERATE	YES	MODERATE	YES	No Change
48113012603	MODERATE	YES	MIDDLE	YES	MODERATE to MIDDLE
48113012604	LOW	YES	LOW	YES	No Change
48113012701	MODERATE	YES	MODERATE	YES	No Change
48113012702	MODERATE	YES	MODERATE	YES	No Change
48113012800	MIDDLE	NO			Not Applicable
48113012801			MODERATE	NO	Not Applicable
48113012802			MIDDLE	YES	Not Applicable
48113012900	UPPER	NO	UPPER	NO	No Change
48113013004	UPPER	NO			Not Applicable
48113013005	UPPER	NO	UPPER	NO	No Change



Dallas, TEXAS

Census Tract	2021		2022		Change in Tract Income Class from 2021 through 2022
	Tract Income Class	Minority Tract	Tract Income Class	Minority Tract	
48113013007	MIDDLE	YES	MIDDLE	YES	No Change
48113013008	UPPER	NO	UPPER	NO	No Change
48113013009	MIDDLE	YES	UPPER	YES	MIDDLE to UPPER
48113013010	LOW	YES	LOW	YES	No Change
48113013011	LOW	YES	LOW	YES	No Change
48113013012			UPPER	NO	Not Applicable
48113013013			UPPER	NO	Not Applicable
48113013101	UPPER	NO	UPPER	NO	No Change
48113013102	UPPER	NO	UPPER	NO	No Change
48113013104	UPPER	NO	UPPER	NO	No Change
48113013105	LOW	YES			Not Applicable
48113013106			MIDDLE	NO	Not Applicable
48113013107			LOW	YES	Not Applicable
48113013200	UPPER	NO			Not Applicable
48113013201			UPPER	NO	Not Applicable
48113013202			MIDDLE	NO	Not Applicable
48113013300	UPPER	NO	UPPER	NO	No Change
48113013400	UPPER	NO	UPPER	NO	No Change
48113013500	UPPER	NO	UPPER	NO	No Change
48113013605	UPPER	NO	UPPER	NO	No Change
48113013606	MIDDLE	YES	MIDDLE	NO	No Change
48113013607	UPPER	NO	UPPER	NO	No Change
48113013608	UPPER	NO	UPPER	NO	No Change
48113013609	MIDDLE	NO	MIDDLE	YES	No Change
48113013610	UPPER	YES	UPPER	YES	No Change
48113013611	UPPER	NO	UPPER	NO	No Change
48113013615	MODERATE	YES	LOW	YES	MODERATE to LOW

Dallas, TEXAS

Census Tract	2021		2022		Change in Tract Income Class from 2021 through 2022
	Tract Income Class	Minority Tract	Tract Income Class	Minority Tract	
48113013616	MIDDLE	NO			Not Applicable
48113013617	UPPER	NO	UPPER	NO	No Change
48113013618	UPPER	NO	UPPER	NO	No Change
48113013619	UPPER	NO	UPPER	NO	No Change
48113013620	MIDDLE	NO	MIDDLE	NO	No Change
48113013621	MIDDLE	YES	MODERATE	YES	MIDDLE to MODERATE
48113013622	MIDDLE	YES	UPPER	YES	MIDDLE to UPPER
48113013623	LOW	YES			Not Applicable
48113013624	MODERATE	YES	MIDDLE	YES	MODERATE to MIDDLE
48113013625	LOW	YES	MODERATE	YES	LOW to MODERATE
48113013626	MODERATE	YES	MODERATE	YES	No Change
48113013627			MODERATE	YES	Not Applicable
48113013628			MIDDLE	YES	Not Applicable
48113013629			LOW	YES	Not Applicable
48113013630			MODERATE	YES	Not Applicable
48113013631			MODERATE	YES	Not Applicable
48113013711	MODERATE	YES			Not Applicable
48113013712	MIDDLE	YES			Not Applicable
48113013713	LOW	YES			Not Applicable
48113013714	MODERATE	YES			Not Applicable
48113013715	MIDDLE	YES	MIDDLE	YES	No Change
48113013716	MIDDLE	YES	MIDDLE	YES	No Change
48113013717	MODERATE	YES	MODERATE	YES	No Change
48113013718	MODERATE	YES	MODERATE	YES	No Change
48113013719	MIDDLE	YES	MIDDLE	YES	No Change
48113013720	MIDDLE	YES	MIDDLE	YES	No Change
48113013721	UPPER	NO	UPPER	NO	No Change



Dallas, TEXAS

Census Tract	2021		2022		Change in Tract Income Class from 2021 through 2022
	Tract Income Class	Minority Tract	Tract Income Class	Minority Tract	
48113013722	MIDDLE	YES	MIDDLE	YES	No Change
48113013725	MODERATE	YES	MODERATE	YES	No Change
48113013726	UPPER	NO	MIDDLE	YES	UPPER to MIDDLE
48113013727	MIDDLE	NO	MIDDLE	YES	No Change
48113013728			MODERATE	YES	Not Applicable
48113013729			MODERATE	YES	Not Applicable
48113013803	UPPER	NO			Not Applicable
48113013804	MIDDLE	YES	MIDDLE	YES	No Change
48113013805	MODERATE	YES	MODERATE	YES	No Change
48113013806	MIDDLE	NO	MIDDLE	YES	No Change
48113013807			MIDDLE	YES	Not Applicable
48113013808			UPPER	NO	Not Applicable
48113013901	MODERATE	YES	MODERATE	YES	No Change
48113013902	MIDDLE	YES	MIDDLE	YES	No Change
48113014001	MIDDLE	NO	MIDDLE	YES	No Change
48113014002	NA	NO	UPPER	YES	NA to UPPER
48113014103	LOW	YES			Not Applicable
48113014113	MODERATE	YES			Not Applicable
48113014114	LOW	YES			Not Applicable
48113014115	MIDDLE	YES			Not Applicable
48113014116	MODERATE	YES			Not Applicable
48113014119	UPPER	NO	UPPER	NO	No Change
48113014120	UPPER	NO	UPPER	NO	No Change
48113014121	UPPER	NO	MIDDLE	YES	UPPER to MIDDLE
48113014123	UPPER	NO	UPPER	NO	No Change
48113014124	UPPER	YES	UPPER	YES	No Change
48113014126	UPPER	NO	UPPER	YES	No Change

Dallas, TEXAS

Census Tract	2021		2022		Change in Tract Income Class from 2021 through 2022
	Tract Income Class	Minority Tract	Tract Income Class	Minority Tract	
48113014127	UPPER	YES			Not Applicable
48113014128	UPPER	YES	UPPER	YES	No Change
48113014129	UPPER	YES			Not Applicable
48113014130	UPPER	YES	MIDDLE	YES	UPPER to MIDDLE
48113014131	MIDDLE	YES			Not Applicable
48113014132	MIDDLE	YES	MIDDLE	YES	No Change
48113014133	MODERATE	YES			Not Applicable
48113014134	UPPER	NO	UPPER	YES	No Change
48113014135	UPPER	NO	UPPER	YES	No Change
48113014136	MIDDLE	YES			Not Applicable
48113014137	UPPER	YES			Not Applicable
48113014138	UPPER	YES	UPPER	YES	No Change
48113014139			MIDDLE	YES	Not Applicable
48113014140			MODERATE	YES	Not Applicable
48113014141			MIDDLE	YES	Not Applicable
48113014142			NA	YES	Not Applicable
48113014143			UPPER	YES	Not Applicable
48113014144			MIDDLE	YES	Not Applicable
48113014145			MODERATE	YES	Not Applicable
48113014146			MODERATE	YES	Not Applicable
48113014147			LOW	YES	Not Applicable
48113014148			MIDDLE	YES	Not Applicable
48113014149			UPPER	YES	Not Applicable
48113014150			UPPER	YES	Not Applicable
48113014151			UPPER	YES	Not Applicable
48113014152			MIDDLE	YES	Not Applicable
48113014153			MODERATE	YES	Not Applicable



Dallas, TEXAS

Census Tract	2021		2022		Change in Tract Income Class from 2021 through 2022
	Tract Income Class	Minority Tract	Tract Income Class	Minority Tract	
48113014154			MIDDLE	YES	Not Applicable
48113014155			UPPER	YES	Not Applicable
48113014156			UPPER	YES	Not Applicable
48113014157			MIDDLE	YES	Not Applicable
48113014158			MODERATE	YES	Not Applicable
48113014159			UPPER	YES	Not Applicable
48113014160			MODERATE	YES	Not Applicable
48113014161			MODERATE	YES	Not Applicable
48113014203	MODERATE	YES	MIDDLE	YES	MODERATE to MIDDLE
48113014204	MODERATE	YES	MODERATE	YES	No Change
48113014205	UPPER	NO	UPPER	NO	No Change
48113014206	UPPER	YES			Not Applicable
48113014207			UPPER	YES	Not Applicable
48113014208			MIDDLE	YES	Not Applicable
48113014209			UPPER	YES	Not Applicable
48113014302	MODERATE	YES			Not Applicable
48113014306	MODERATE	YES	MODERATE	YES	No Change
48113014307	MIDDLE	NO			Not Applicable
48113014308	LOW	YES	MODERATE	YES	LOW to MODERATE
48113014309	LOW	YES	LOW	YES	No Change
48113014310	MODERATE	YES	MIDDLE	YES	MODERATE to MIDDLE
48113014311	MIDDLE	YES			Not Applicable
48113014312	MIDDLE	YES			Not Applicable
48113014313			MIDDLE	YES	Not Applicable
48113014314			UPPER	YES	Not Applicable
48113014315			MODERATE	YES	Not Applicable
48113014316			MODERATE	YES	Not Applicable

Dallas, TEXAS

Census Tract	2021		2022		Change in Tract Income Class from 2021 through 2022
	Tract Income Class	Minority Tract	Tract Income Class	Minority Tract	
48113014317			MIDDLE	YES	Not Applicable
48113014318			MIDDLE	YES	Not Applicable
48113014319			MODERATE	YES	Not Applicable
48113014320			MIDDLE	YES	Not Applicable
48113014403	MODERATE	YES			Not Applicable
48113014405	MODERATE	YES	MODERATE	YES	No Change
48113014406	MIDDLE	YES	MODERATE	YES	MIDDLE to MODERATE
48113014407	MODERATE	YES	MODERATE	YES	No Change
48113014408	MODERATE	YES	MODERATE	YES	No Change
48113014409			LOW	YES	Not Applicable
48113014410			MODERATE	YES	Not Applicable
48113014501	MIDDLE	YES	MIDDLE	YES	No Change
48113014502	MODERATE	YES	MODERATE	YES	No Change
48113014601	MODERATE	YES	MODERATE	YES	No Change
48113014602	MODERATE	YES	MODERATE	YES	No Change
48113014603	LOW	YES	MODERATE	YES	LOW to MODERATE
48113014701	MODERATE	YES	MODERATE	YES	No Change
48113014702	MODERATE	YES			Not Applicable
48113014703	MODERATE	YES			Not Applicable
48113014704			MODERATE	YES	Not Applicable
48113014901	MODERATE	YES			Not Applicable
48113014902	MODERATE	YES			Not Applicable
48113014903			MODERATE	YES	Not Applicable
48113015000	LOW	YES			Not Applicable
48113015001			MODERATE	YES	Not Applicable
48113015002			MODERATE	YES	Not Applicable
48113015100	MODERATE	YES			Not Applicable



Dallas, TEXAS

Census Tract	2021		2022		Change in Tract Income Class from 2021 through 2022
	Tract Income Class	Minority Tract	Tract Income Class	Minority Tract	
48113015101			MIDDLE	YES	Not Applicable
48113015102			LOW	YES	Not Applicable
48113015202	MODERATE	YES	MODERATE	YES	No Change
48113015204	MIDDLE	YES			Not Applicable
48113015205	MODERATE	YES	LOW	YES	MODERATE to LOW
48113015206	MODERATE	YES	MODERATE	YES	No Change
48113015207			MIDDLE	YES	Not Applicable
48113015208			LOW	YES	Not Applicable
48113015303	MODERATE	YES	MODERATE	YES	No Change
48113015304	MODERATE	YES	MODERATE	YES	No Change
48113015305	MODERATE	YES	MODERATE	YES	No Change
48113015306	MIDDLE	YES	MIDDLE	YES	No Change
48113015401	MIDDLE	YES			Not Applicable
48113015403	MODERATE	YES	MODERATE	YES	No Change
48113015404	LOW	YES	LOW	YES	No Change
48113015405			MIDDLE	YES	Not Applicable
48113015406			MIDDLE	YES	Not Applicable
48113015500	MODERATE	YES	MIDDLE	YES	MODERATE to MIDDLE
48113015600	MODERATE	YES	MODERATE	YES	No Change
48113015700	MODERATE	YES	MODERATE	YES	No Change
48113015800	MODERATE	YES			Not Applicable
48113015900	LOW	YES	MODERATE	YES	LOW to MODERATE
48113016001	MODERATE	YES	LOW	YES	MODERATE to LOW
48113016002	LOW	YES	LOW	YES	No Change
48113016100	MODERATE	YES	MODERATE	YES	No Change
48113016201	MODERATE	YES	MODERATE	YES	No Change
48113016202	MODERATE	YES			Not Applicable

Dallas, TEXAS

Census Tract	2021		2022		Change in Tract Income Class from 2021 through 2022
	Tract Income Class	Minority Tract	Tract Income Class	Minority Tract	
48113016203			LOW	YES	Not Applicable
48113016204			MODERATE	YES	Not Applicable
48113016301	MIDDLE	YES	MODERATE	YES	MIDDLE to MODERATE
48113016302	MODERATE	YES	LOW	YES	MODERATE to LOW
48113016401	MIDDLE	YES			Not Applicable
48113016406	MODERATE	YES	MIDDLE	YES	MODERATE to MIDDLE
48113016407	MODERATE	YES	MODERATE	YES	No Change
48113016408	MIDDLE	YES			Not Applicable
48113016409	UPPER	YES	UPPER	YES	No Change
48113016410	UPPER	YES	MIDDLE	YES	UPPER to MIDDLE
48113016411	MIDDLE	YES			Not Applicable
48113016412	UPPER	YES	UPPER	YES	No Change
48113016413	UPPER	YES			Not Applicable
48113016414			UPPER	YES	Not Applicable
48113016415			UPPER	YES	Not Applicable
48113016416			MODERATE	YES	Not Applicable
48113016417			MIDDLE	YES	Not Applicable
48113016418			MIDDLE	YES	Not Applicable
48113016419			MIDDLE	YES	Not Applicable
48113016420			MIDDLE	YES	Not Applicable
48113016421			MODERATE	YES	Not Applicable
48113016502	MODERATE	YES			Not Applicable
48113016509	MODERATE	YES			Not Applicable
48113016510	MIDDLE	YES			Not Applicable
48113016511	MODERATE	YES	MODERATE	YES	No Change
48113016513	UPPER	YES	UPPER	YES	No Change
48113016514	MIDDLE	YES			Not Applicable



Dallas, TEXAS

Census Tract	2021		2022		Change in Tract Income Class from 2021 through 2022
	Tract Income Class	Minority Tract	Tract Income Class	Minority Tract	
48113016516	MODERATE	YES	MODERATE	YES	No Change
48113016517	MODERATE	YES	MODERATE	YES	No Change
48113016518	MIDDLE	YES	LOW	YES	MIDDLE to LOW
48113016519	MIDDLE	YES	MIDDLE	YES	No Change
48113016520	MODERATE	YES			Not Applicable
48113016521	MODERATE	YES	MIDDLE	YES	MODERATE to MIDDLE
48113016522	MIDDLE	YES	MODERATE	YES	MIDDLE to MODERATE
48113016523	UPPER	YES			Not Applicable
48113016524			UPPER	YES	Not Applicable
48113016525			UPPER	YES	Not Applicable
48113016526			MODERATE	YES	Not Applicable
48113016527			MODERATE	YES	Not Applicable
48113016528			MODERATE	YES	Not Applicable
48113016529			MIDDLE	YES	Not Applicable
48113016530			MIDDLE	YES	Not Applicable
48113016531			MIDDLE	YES	Not Applicable
48113016532			MIDDLE	YES	Not Applicable
48113016533			MODERATE	YES	Not Applicable
48113016534			MODERATE	YES	Not Applicable
48113016535			MODERATE	YES	Not Applicable
48113016536			MODERATE	YES	Not Applicable
48113016605	LOW	YES			Not Applicable
48113016606	MIDDLE	YES			Not Applicable
48113016607	LOW	YES	LOW	YES	No Change
48113016610	MIDDLE	YES	MIDDLE	YES	No Change
48113016611	MIDDLE	YES			Not Applicable
48113016612	UPPER	YES			Not Applicable

Dallas, TEXAS

Census Tract	2021		2022		Change in Tract Income Class from 2021 through 2022
	Tract Income Class	Minority Tract	Tract Income Class	Minority Tract	
48113016615	MIDDLE	YES	MIDDLE	YES	No Change
48113016616	MIDDLE	YES	MIDDLE	YES	No Change
48113016617	UPPER	YES	UPPER	YES	No Change
48113016618	MIDDLE	YES	MIDDLE	YES	No Change
48113016619	MODERATE	YES	MODERATE	YES	No Change
48113016620	MIDDLE	YES	MIDDLE	YES	No Change
48113016621	MODERATE	YES	MODERATE	YES	No Change
48113016622	MIDDLE	YES	MIDDLE	YES	No Change
48113016623	MIDDLE	YES	MIDDLE	YES	No Change
48113016624	UPPER	YES	MIDDLE	YES	UPPER to MIDDLE
48113016625	MIDDLE	YES			Not Applicable
48113016626	MODERATE	YES	MODERATE	YES	No Change
48113016627			MIDDLE	YES	Not Applicable
48113016628			MIDDLE	YES	Not Applicable
48113016629			MIDDLE	YES	Not Applicable
48113016630			MIDDLE	YES	Not Applicable
48113016631			UPPER	YES	Not Applicable
48113016632			MIDDLE	YES	Not Applicable
48113016633			MIDDLE	YES	Not Applicable
48113016634			MODERATE	YES	Not Applicable
48113016635			LOW	YES	Not Applicable
48113016636			MIDDLE	YES	Not Applicable
48113016637			MIDDLE	YES	Not Applicable
48113016638			MODERATE	YES	Not Applicable
48113016701	MODERATE	YES			Not Applicable
48113016703	MIDDLE	YES			Not Applicable
48113016704	MODERATE	YES	MODERATE	YES	No Change



Dallas, TEXAS

Census Tract	2021		2022		Change in Tract Income Class from 2021 through 2022
	Tract Income Class	Minority Tract	Tract Income Class	Minority Tract	
48113016705	MODERATE	YES			Not Applicable
48113016706			LOW	YES	Not Applicable
48113016707			MODERATE	YES	Not Applicable
48113016708			MIDDLE	YES	Not Applicable
48113016709			LOW	YES	Not Applicable
48113016710			LOW	YES	Not Applicable
48113016711			LOW	YES	Not Applicable
48113016802	MIDDLE	YES	MIDDLE	YES	No Change
48113016803	MODERATE	YES	LOW	YES	MODERATE to LOW
48113016804	MODERATE	YES			Not Applicable
48113016805			MIDDLE	YES	Not Applicable
48113016806			MIDDLE	YES	Not Applicable
48113016902	MODERATE	YES	LOW	YES	MODERATE to LOW
48113016903	LOW	YES	MODERATE	YES	LOW to MODERATE
48113017001	MODERATE	NO			Not Applicable
48113017003	MODERATE	YES			Not Applicable
48113017004	LOW	YES			Not Applicable
48113017005			MODERATE	YES	Not Applicable
48113017006			MODERATE	YES	Not Applicable
48113017007			LOW	YES	Not Applicable
48113017008			MIDDLE	YES	Not Applicable
48113017009			LOW	YES	Not Applicable
48113017010			LOW	YES	Not Applicable
48113017101	MODERATE	YES	MODERATE	YES	No Change
48113017102	MODERATE	YES	MODERATE	YES	No Change
48113017201	LOW	YES	LOW	YES	No Change
48113017202	MODERATE	YES			Not Applicable

Dallas, TEXAS

Census Tract	2021		2022		Change in Tract Income Class from 2021 through 2022
	Tract Income Class	Minority Tract	Tract Income Class	Minority Tract	
48113017203			MODERATE	YES	Not Applicable
48113017204			MODERATE	YES	Not Applicable
48113017301	MODERATE	YES			Not Applicable
48113017303	MIDDLE	YES			Not Applicable
48113017304	UPPER	YES			Not Applicable
48113017305	MIDDLE	YES			Not Applicable
48113017306	MIDDLE	YES			Not Applicable
48113017307			UPPER	YES	Not Applicable
48113017308			MIDDLE	YES	Not Applicable
48113017309			MIDDLE	YES	Not Applicable
48113017310			MIDDLE	YES	Not Applicable
48113017311			MIDDLE	YES	Not Applicable
48113017312			MIDDLE	YES	Not Applicable
48113017313			MIDDLE	YES	Not Applicable
48113017314			MIDDLE	YES	Not Applicable
48113017315			MODERATE	YES	Not Applicable
48113017400	MODERATE	YES	MODERATE	YES	No Change
48113017500	MIDDLE	NO	MIDDLE	YES	No Change
48113017602	MODERATE	YES	MODERATE	YES	No Change
48113017604	MODERATE	YES	MODERATE	YES	No Change
48113017605	LOW	YES	MODERATE	YES	LOW to MODERATE
48113017606	MODERATE	YES	MODERATE	YES	No Change
48113017702	MODERATE	YES			Not Applicable
48113017703	LOW	YES	LOW	YES	No Change
48113017704	MODERATE	YES	MODERATE	YES	No Change
48113017705			LOW	YES	Not Applicable
48113017706			MIDDLE	YES	Not Applicable



Dallas, TEXAS

Census Tract	2021		2022		Change in Tract Income Class from 2021 through 2022
	Tract Income Class	Minority Tract	Tract Income Class	Minority Tract	
48113017804	MODERATE	YES			Not Applicable
48113017805	MODERATE	YES	MODERATE	YES	No Change
48113017806	MODERATE	YES	MODERATE	YES	No Change
48113017807	MODERATE	YES			Not Applicable
48113017808	MIDDLE	NO	MIDDLE	YES	No Change
48113017811	MIDDLE	YES	MIDDLE	YES	No Change
48113017812	MIDDLE	YES	MIDDLE	YES	No Change
48113017813	MODERATE	YES			Not Applicable
48113017814	MIDDLE	YES	MIDDLE	YES	No Change
48113017815			LOW	YES	Not Applicable
48113017816			MODERATE	YES	Not Applicable
48113017817			MODERATE	YES	Not Applicable
48113017818			MODERATE	YES	Not Applicable
48113017819			MODERATE	YES	Not Applicable
48113017820			MIDDLE	YES	Not Applicable
48113017900	MODERATE	YES	MODERATE	YES	No Change
48113018001	MODERATE	YES	MODERATE	YES	No Change
48113018002	MODERATE	YES	MODERATE	YES	No Change
48113018104	MIDDLE	NO			Not Applicable
48113018105	MODERATE	YES	MODERATE	YES	No Change
48113018110	MIDDLE	NO	MIDDLE	NO	No Change
48113018111	MIDDLE	YES	MIDDLE	YES	No Change
48113018118	MIDDLE	YES			Not Applicable
48113018120	MIDDLE	YES	MIDDLE	YES	No Change
48113018121	MIDDLE	YES	MODERATE	YES	MIDDLE to MODERATE
48113018122	UPPER	NO			Not Applicable
48113018123	MIDDLE	YES			Not Applicable

Dallas, TEXAS

Census Tract	2021		2022		Change in Tract Income Class from 2021 through 2022
	Tract Income Class	Minority Tract	Tract Income Class	Minority Tract	
48113018124	UPPER	NO			Not Applicable
48113018126	MIDDLE	YES	MIDDLE	YES	No Change
48113018127	MODERATE	YES	MODERATE	YES	No Change
48113018128	MODERATE	YES	MODERATE	YES	No Change
48113018129	MIDDLE	YES	MODERATE	YES	MIDDLE to MODERATE
48113018130	MODERATE	YES	MODERATE	YES	No Change
48113018132	MIDDLE	YES	MIDDLE	YES	No Change
48113018133	MIDDLE	NO	MIDDLE	NO	No Change
48113018134	UPPER	NO	MIDDLE	YES	UPPER to MIDDLE
48113018135	MIDDLE	YES	MIDDLE	YES	No Change
48113018136	UPPER	NO			Not Applicable
48113018137	MIDDLE	YES	MIDDLE	YES	No Change
48113018138	MODERATE	YES	MODERATE	YES	No Change
48113018139	MIDDLE	YES			Not Applicable
48113018140	UPPER	YES	UPPER	YES	No Change
48113018141	LOW	YES	MODERATE	YES	LOW to MODERATE
48113018142	MIDDLE	YES	MIDDLE	YES	No Change
48113018143			UPPER	YES	Not Applicable
48113018144			UPPER	YES	Not Applicable
48113018145			UPPER	NO	Not Applicable
48113018146			UPPER	NO	Not Applicable
48113018147			UPPER	YES	Not Applicable
48113018148			MIDDLE	YES	Not Applicable
48113018149			UPPER	YES	Not Applicable
48113018150			MIDDLE	YES	Not Applicable
48113018151			MIDDLE	YES	Not Applicable
48113018152			MIDDLE	YES	Not Applicable



Dallas, TEXAS

Census Tract	2021		2022		Change in Tract Income Class from 2021 through 2022
	Tract Income Class	Minority Tract	Tract Income Class	Minority Tract	
48113018153			UPPER	YES	Not Applicable
48113018154			MIDDLE	NO	Not Applicable
48113018155			UPPER	YES	Not Applicable
48113018156			MIDDLE	YES	Not Applicable
48113018157			MIDDLE	YES	Not Applicable
48113018158			UPPER	YES	Not Applicable
48113018159			UPPER	NO	Not Applicable
48113018203	MODERATE	YES	MODERATE	YES	No Change
48113018204	MODERATE	YES	MODERATE	YES	No Change
48113018205	MODERATE	YES	MODERATE	YES	No Change
48113018206	MODERATE	YES	MODERATE	YES	No Change
48113018300	MODERATE	YES	MODERATE	YES	No Change
48113018401	MODERATE	YES	MODERATE	YES	No Change
48113018402	MIDDLE	YES	MIDDLE	YES	No Change
48113018403	LOW	YES	MODERATE	YES	LOW to MODERATE
48113018501	MODERATE	YES	MODERATE	YES	No Change
48113018503	LOW	YES			Not Applicable
48113018505	LOW	YES	LOW	YES	No Change
48113018506	LOW	YES	LOW	YES	No Change
48113018507			MODERATE	YES	Not Applicable
48113018508			LOW	YES	Not Applicable
48113018600	MODERATE	YES	MODERATE	YES	No Change
48113018700	MODERATE	YES	MODERATE	YES	No Change
48113018801	MODERATE	YES	MODERATE	YES	No Change
48113018802	MODERATE	YES	MODERATE	YES	No Change
48113018900	MODERATE	YES	MODERATE	YES	No Change
48113019004	MODERATE	YES			Not Applicable

Dallas, TEXAS

Census Tract	2021		2022		Change in Tract Income Class from 2021 through 2022
	Tract Income Class	Minority Tract	Tract Income Class	Minority Tract	
48113019013	LOW	YES	LOW	YES	No Change
48113019014	LOW	YES			Not Applicable
48113019016	LOW	YES	MODERATE	YES	LOW to MODERATE
48113019018	MODERATE	YES	MODERATE	YES	No Change
48113019019	MODERATE	YES	LOW	YES	MODERATE to LOW
48113019020	MIDDLE	YES	MODERATE	YES	MIDDLE to MODERATE
48113019021	MODERATE	YES			Not Applicable
48113019023	MIDDLE	NO	MIDDLE	NO	No Change
48113019024	MIDDLE	YES	MIDDLE	YES	No Change
48113019025	UPPER	YES	MIDDLE	YES	UPPER to MIDDLE
48113019026	MIDDLE	YES	MIDDLE	YES	No Change
48113019027	MIDDLE	YES	MODERATE	YES	MIDDLE to MODERATE
48113019028	MODERATE	YES	MODERATE	YES	No Change
48113019029	MODERATE	YES	MODERATE	YES	No Change
48113019031	UPPER	NO	MIDDLE	NO	UPPER to MIDDLE
48113019032	MODERATE	YES	MODERATE	YES	No Change
48113019033	LOW	YES	MODERATE	YES	LOW to MODERATE
48113019034	MODERATE	YES	MODERATE	YES	No Change
48113019035	LOW	YES	LOW	YES	No Change
48113019036	UPPER	NO	UPPER	NO	No Change
48113019037	UPPER	NO	MIDDLE	NO	UPPER to MIDDLE
48113019038	UPPER	NO			Not Applicable
48113019039	UPPER	NO	MIDDLE	YES	UPPER to MIDDLE
48113019040	MIDDLE	YES	MIDDLE	YES	No Change
48113019041	UPPER	NO	MIDDLE	NO	UPPER to MIDDLE
48113019042	MIDDLE	YES	MIDDLE	YES	No Change
48113019043	UPPER	NO			Not Applicable



Dallas, TEXAS

Census Tract	2021		2022		Change in Tract Income Class from 2021 through 2022
	Tract Income Class	Minority Tract	Tract Income Class	Minority Tract	
48113019044			MIDDLE	YES	Not Applicable
48113019045			MODERATE	YES	Not Applicable
48113019046			MIDDLE	YES	Not Applicable
48113019047			MODERATE	YES	Not Applicable
48113019048			MIDDLE	YES	Not Applicable
48113019049			MODERATE	YES	Not Applicable
48113019050			UPPER	NO	Not Applicable
48113019051			UPPER	NO	Not Applicable
48113019052			MIDDLE	YES	Not Applicable
48113019053			MIDDLE	YES	Not Applicable
48113019100	MIDDLE	NO			Not Applicable
48113019101			MIDDLE	YES	Not Applicable
48113019102			MIDDLE	YES	Not Applicable
48113019202	MODERATE	YES	MIDDLE	YES	MODERATE to MIDDLE
48113019203	UPPER	NO	UPPER	NO	No Change
48113019204	MIDDLE	YES			Not Applicable
48113019205	UPPER	NO	UPPER	NO	No Change
48113019206	MIDDLE	NO			Not Applicable
48113019208	LOW	YES	MODERATE	YES	LOW to MODERATE
48113019210	UPPER	NO	UPPER	NO	No Change
48113019211	MIDDLE	NO	MODERATE	NO	MIDDLE to MODERATE
48113019212	LOW	YES	LOW	YES	No Change
48113019213	LOW	YES	LOW	YES	No Change
48113019214			MODERATE	YES	Not Applicable
48113019215			MIDDLE	NO	Not Applicable
48113019216			MIDDLE	NO	Not Applicable
48113019301	UPPER	NO	UPPER	NO	No Change

Dallas, TEXAS

Census Tract	2021		2022		Change in Tract Income Class from 2021 through 2022
	Tract Income Class	Minority Tract	Tract Income Class	Minority Tract	
48113019302	UPPER	NO	UPPER	NO	No Change
48113019400	UPPER	NO	UPPER	NO	No Change
48113019501	UPPER	NO	UPPER	NO	No Change
48113019502	UPPER	NO	UPPER	NO	No Change
48113019600	UPPER	NO	UPPER	NO	No Change
48113019700	UPPER	NO	UPPER	NO	No Change
48113019800	UPPER	NO	UPPER	NO	No Change
48113019900	MODERATE	YES	MODERATE	YES	No Change
48113020000	UPPER	YES	UPPER	YES	No Change
48113020100	MODERATE	YES	MODERATE	YES	No Change
48113020200	LOW	YES	LOW	YES	No Change
48113020300	LOW	YES	MODERATE	YES	LOW to MODERATE
48113020400	MIDDLE	YES			Not Applicable
48113020401			MIDDLE	NO	Not Applicable
48113020402			UPPER	YES	Not Applicable
48113020500	LOW	YES	MODERATE	YES	LOW to MODERATE
48113020600	UPPER	NO	UPPER	NO	No Change
48113020700	UPPER	NO	MIDDLE	NO	UPPER to MIDDLE
48113020800			LOW	YES	Not Applicable
48113020900			MIDDLE	YES	Not Applicable
48113021000			LOW	YES	Not Applicable
48113021100			LOW	YES	Not Applicable
48113021200			MODERATE	YES	Not Applicable
48113980000	NA	NO	NA	YES	No Change
48113980100	NA	NO	NA	YES	No Change
48113980200			LOW	NO	Not Applicable



Dallas, TEXAS

Census Tract	2021		2022		Change in Tract Income Class from 2021 through 2022
	Tract Income Class	Minority Tract	Tract Income Class	Minority Tract	

Summary Data: Dallas	2021	2022
Number of Census Tracts	529	645
Number of Minority Tracts	396	514
Percentage of Minority Tracts	74.86%	79.69%
Number of Low Income Tracts	107	107
Percentage of Low Income Tracts	20.23%	16.59%
Number of Moderate Income Tracts	187	223
Percentage of Moderate Income Tracts	35.35%	34.57%
Number of Middle Income Tracts	110	160
Percentage of Middle Income Tracts	20.79%	24.81%
Number of Upper Income Tracts	120	144
Percentage of Upper Income Tracts	22.68%	22.33%
Number of NA Income Tracts	5	11
Percentage of NA Income Tracts	0.95%	1.71%

Dawson, TEXAS

Census Tract	2021		2022		Change in Tract Income Class from 2021 through 2022
	Tract Income Class	Minority Tract	Tract Income Class	Minority Tract	
48115950401	UPPER	YES	MODERATE	YES	UPPER to MODERATE
48115950402	MODERATE	YES	MODERATE	YES	No Change
48115950500	MODERATE	YES	MIDDLE	YES	MODERATE to MIDDLE

Dawson, TEXAS

Census Tract	2021		2022		Change in Tract Income Class from 2021 through 2022
	Tract Income Class	Minority Tract	Tract Income Class	Minority Tract	
48115950600	UPPER	NO	UPPER	NO	No Change

Summary Data: Dawson	2021	2022
Number of Census Tracts	4	4
Number of Minority Tracts	3	3
Percentage of Minority Tracts	75.00%	75.00%
Number of Low Income Tracts	0	0
Percentage of Low Income Tracts	0.00%	0.00%
Number of Moderate Income Tracts	2	2
Percentage of Moderate Income Tracts	50.00%	50.00%
Number of Middle Income Tracts	0	1
Percentage of Middle Income Tracts	0.00%	25.00%
Number of Upper Income Tracts	2	1
Percentage of Upper Income Tracts	50.00%	25.00%
Number of NA Income Tracts	0	0
Percentage of NA Income Tracts	0.00%	0.00%

Deaf Smith, TEXAS

Census Tract	2021		2022		Change in Tract Income Class from 2021 through 2022
	Tract Income Class	Minority Tract	Tract Income Class	Minority Tract	
48117950300	MIDDLE	YES	MIDDLE	YES	No Change
48117950400	MIDDLE	YES	MIDDLE	YES	No Change



Deaf Smith, TEXAS

Census Tract	2021		2022		Change in Tract Income Class from 2021 through 2022
	Tract Income Class	Minority Tract	Tract Income Class	Minority Tract	
48117950500	MODERATE	YES	MIDDLE	YES	MODERATE to MIDDLE
48117950600	UPPER	NO	MIDDLE	YES	UPPER to MIDDLE

Summary Data: Deaf Smith	2021	2022
Number of Census Tracts	4	4
Number of Minority Tracts	3	4
Percentage of Minority Tracts	75.00%	100.00%
Number of Low Income Tracts	0	0
Percentage of Low Income Tracts	0.00%	0.00%
Number of Moderate Income Tracts	1	0
Percentage of Moderate Income Tracts	25.00%	0.00%
Number of Middle Income Tracts	2	4
Percentage of Middle Income Tracts	50.00%	100.00%
Number of Upper Income Tracts	1	0
Percentage of Upper Income Tracts	25.00%	0.00%
Number of NA Income Tracts	0	0
Percentage of NA Income Tracts	0.00%	0.00%

Delta, TEXAS

Census Tract	2021		2022		Change in Tract Income Class from 2021 through 2022
	Tract Income Class	Minority Tract	Tract Income Class	Minority Tract	
48119950100	MIDDLE	NO	UPPER	NO	MIDDLE to UPPER

Delta, TEXAS

Census Tract	2021		2022		Change in Tract Income Class from 2021 through 2022
	Tract Income Class	Minority Tract	Tract Income Class	Minority Tract	
48119950200	MODERATE	NO	MODERATE	NO	No Change

Summary Data: Delta	2021	2022
Number of Census Tracts	2	2
Number of Minority Tracts	0	0
Percentage of Minority Tracts	0.00%	0.00%
Number of Low Income Tracts	0	0
Percentage of Low Income Tracts	0.00%	0.00%
Number of Moderate Income Tracts	1	1
Percentage of Moderate Income Tracts	50.00%	50.00%
Number of Middle Income Tracts	1	0
Percentage of Middle Income Tracts	50.00%	0.00%
Number of Upper Income Tracts	0	1
Percentage of Upper Income Tracts	0.00%	50.00%
Number of NA Income Tracts	0	0
Percentage of NA Income Tracts	0.00%	0.00%

Denton, TEXAS

Census Tract	2021		2022		Change in Tract Income Class from 2021 through 2022
	Tract Income Class	Minority Tract	Tract Income Class	Minority Tract	
48121020103	MIDDLE	NO			Not Applicable
48121020104	UPPER	NO			Not Applicable



Denton, TEXAS

Census Tract	2021		2022		Change in Tract Income Class from 2021 through 2022
	Tract Income Class	Minority Tract	Tract Income Class	Minority Tract	
48121020105	MIDDLE	NO			Not Applicable
48121020106	UPPER	NO			Not Applicable
48121020107	MIDDLE	NO			Not Applicable
48121020108	UPPER	NO			Not Applicable
48121020109	UPPER	NO	UPPER	YES	No Change
48121020110	UPPER	NO	UPPER	NO	No Change
48121020111	UPPER	NO	UPPER	NO	No Change
48121020112	UPPER	NO	UPPER	NO	No Change
48121020113	MIDDLE	YES			Not Applicable
48121020114	MIDDLE	YES			Not Applicable
48121020115	MIDDLE	NO	MIDDLE	NO	No Change
48121020116			MIDDLE	NO	Not Applicable
48121020117			MIDDLE	NO	Not Applicable
48121020118			MIDDLE	NO	Not Applicable
48121020119			MIDDLE	YES	Not Applicable
48121020120			UPPER	YES	Not Applicable
48121020121			MIDDLE	NO	Not Applicable
48121020122			MIDDLE	NO	Not Applicable
48121020123			MIDDLE	YES	Not Applicable
48121020124			UPPER	YES	Not Applicable
48121020125			UPPER	NO	Not Applicable
48121020126			MIDDLE	YES	Not Applicable
48121020127			MIDDLE	YES	Not Applicable
48121020128			UPPER	NO	Not Applicable
48121020129			MIDDLE	NO	Not Applicable
48121020130			MIDDLE	NO	Not Applicable
48121020131			UPPER	NO	Not Applicable

Denton, TEXAS

Census Tract	2021		2022		Change in Tract Income Class from 2021 through 2022
	Tract Income Class	Minority Tract	Tract Income Class	Minority Tract	
48121020132			UPPER	YES	Not Applicable
48121020133			UPPER	YES	Not Applicable
48121020134			UPPER	YES	Not Applicable
48121020135			UPPER	YES	Not Applicable
48121020136			UPPER	YES	Not Applicable
48121020137			UPPER	YES	Not Applicable
48121020202	MIDDLE	NO			Not Applicable
48121020203	MIDDLE	NO	MIDDLE	NO	No Change
48121020204	MIDDLE	NO	MIDDLE	NO	No Change
48121020205	MIDDLE	NO	UPPER	NO	MIDDLE to UPPER
48121020206			MIDDLE	NO	Not Applicable
48121020207			MIDDLE	NO	Not Applicable
48121020208			MIDDLE	NO	Not Applicable
48121020303	UPPER	NO			Not Applicable
48121020305	UPPER	NO	UPPER	NO	No Change
48121020306	MIDDLE	NO			Not Applicable
48121020307	UPPER	NO			Not Applicable
48121020308	UPPER	NO			Not Applicable
48121020309	MIDDLE	NO			Not Applicable
48121020310	UPPER	NO	MIDDLE	NO	UPPER to MIDDLE
48121020311			UPPER	NO	Not Applicable
48121020312			UPPER	NO	Not Applicable
48121020313			MIDDLE	NO	Not Applicable
48121020314			UPPER	NO	Not Applicable
48121020315			UPPER	NO	Not Applicable
48121020316			UPPER	NO	Not Applicable
48121020317			UPPER	NO	Not Applicable



Denton, TEXAS

Census Tract	2021		2022		Change in Tract Income Class from 2021 through 2022
	Tract Income Class	Minority Tract	Tract Income Class	Minority Tract	
48121020318			UPPER	NO	Not Applicable
48121020319			MIDDLE	NO	Not Applicable
48121020320			UPPER	NO	Not Applicable
48121020321			UPPER	NO	Not Applicable
48121020322			UPPER	NO	Not Applicable
48121020401	MIDDLE	NO			Not Applicable
48121020402	MIDDLE	NO	MIDDLE	NO	No Change
48121020403	MIDDLE	NO	MIDDLE	NO	No Change
48121020404			MODERATE	NO	Not Applicable
48121020405			MIDDLE	NO	Not Applicable
48121020503	MIDDLE	NO			Not Applicable
48121020504	MODERATE	YES	MODERATE	YES	No Change
48121020505	UPPER	NO	MIDDLE	NO	UPPER to MIDDLE
48121020506	UPPER	NO	MIDDLE	NO	UPPER to MIDDLE
48121020507			MODERATE	NO	Not Applicable
48121020508			MODERATE	NO	Not Applicable
48121020601	MODERATE	YES	LOW	YES	MODERATE to LOW
48121020602	MODERATE	NO			Not Applicable
48121020603			MODERATE	YES	Not Applicable
48121020604			MIDDLE	YES	Not Applicable
48121020605			MODERATE	YES	Not Applicable
48121020700	MODERATE	NO	MODERATE	NO	No Change
48121020800	MIDDLE	NO	MODERATE	YES	MIDDLE to MODERATE
48121020900	LOW	YES	LOW	YES	No Change
48121021000	MODERATE	NO	MODERATE	YES	No Change
48121021100	LOW	NO	MODERATE	NO	LOW to MODERATE
48121021201	LOW	YES			Not Applicable

Denton, TEXAS

Census Tract	2021		2022		Change in Tract Income Class from 2021 through 2022
	Tract Income Class	Minority Tract	Tract Income Class	Minority Tract	
48121021202	MIDDLE	YES	MODERATE	YES	MIDDLE to MODERATE
48121021203			LOW	YES	Not Applicable
48121021204			LOW	YES	Not Applicable
48121021301	MODERATE	NO	NA	YES	MODERATE to NA
48121021303	MIDDLE	NO			Not Applicable
48121021304	UPPER	NO	MIDDLE	NO	UPPER to MIDDLE
48121021305	UPPER	NO	UPPER	NO	No Change
48121021306			MIDDLE	NO	Not Applicable
48121021307			UPPER	NO	Not Applicable
48121021403	MIDDLE	NO			Not Applicable
48121021404	UPPER	NO			Not Applicable
48121021405	MIDDLE	NO			Not Applicable
48121021406	UPPER	NO			Not Applicable
48121021407	MIDDLE	NO			Not Applicable
48121021408	MIDDLE	NO			Not Applicable
48121021409	UPPER	NO			Not Applicable
48121021410			UPPER	NO	Not Applicable
48121021411			MODERATE	NO	Not Applicable
48121021412			UPPER	NO	Not Applicable
48121021413			UPPER	NO	Not Applicable
48121021414			MODERATE	YES	Not Applicable
48121021415			UPPER	YES	Not Applicable
48121021416			MIDDLE	YES	Not Applicable
48121021417			UPPER	NO	Not Applicable
48121021418			UPPER	NO	Not Applicable
48121021419			MIDDLE	NO	Not Applicable
48121021420			MIDDLE	NO	Not Applicable



Denton, TEXAS

Census Tract	2021		2022		Change in Tract Income Class from 2021 through 2022
	Tract Income Class	Minority Tract	Tract Income Class	Minority Tract	
48121021421			UPPER	NO	Not Applicable
48121021422			MIDDLE	NO	Not Applicable
48121021423			MIDDLE	NO	Not Applicable
48121021502	MODERATE	YES	MODERATE	YES	No Change
48121021505	MIDDLE	NO	MIDDLE	NO	No Change
48121021512	UPPER	NO	UPPER	NO	No Change
48121021513	UPPER	NO	UPPER	NO	No Change
48121021514	UPPER	NO	UPPER	NO	No Change
48121021515	UPPER	NO			Not Applicable
48121021516	MIDDLE	NO	UPPER	NO	MIDDLE to UPPER
48121021517	MIDDLE	YES	MIDDLE	YES	No Change
48121021518	UPPER	NO	UPPER	NO	No Change
48121021519	MIDDLE	NO			Not Applicable
48121021520	MIDDLE	NO	MIDDLE	NO	No Change
48121021521	MIDDLE	NO	MIDDLE	NO	No Change
48121021522	UPPER	YES	UPPER	YES	No Change
48121021523	MIDDLE	NO			Not Applicable
48121021524	UPPER	NO			Not Applicable
48121021525	UPPER	NO			Not Applicable
48121021526	UPPER	NO	UPPER	NO	No Change
48121021527	UPPER	NO			Not Applicable
48121021528			UPPER	NO	Not Applicable
48121021529			UPPER	NO	Not Applicable
48121021530			MIDDLE	YES	Not Applicable
48121021531			UPPER	YES	Not Applicable
48121021532			MIDDLE	NO	Not Applicable
48121021533			UPPER	YES	Not Applicable

Denton, TEXAS

Census Tract	2021		2022		Change in Tract Income Class from 2021 through 2022
	Tract Income Class	Minority Tract	Tract Income Class	Minority Tract	
48121021534			UPPER	NO	Not Applicable
48121021535			MIDDLE	NO	Not Applicable
48121021536			MIDDLE	YES	Not Applicable
48121021537			UPPER	YES	Not Applicable
48121021538			UPPER	NO	Not Applicable
48121021539			UPPER	YES	Not Applicable
48121021540			UPPER	YES	Not Applicable
48121021611	MIDDLE	NO	MIDDLE	YES	No Change
48121021612	MIDDLE	NO	MIDDLE	YES	No Change
48121021613	MODERATE	YES	MODERATE	YES	No Change
48121021614	MIDDLE	YES	MIDDLE	YES	No Change
48121021615	MIDDLE	YES	MIDDLE	YES	No Change
48121021616	MODERATE	YES	MODERATE	YES	No Change
48121021618	MODERATE	YES	MODERATE	YES	No Change
48121021619	MODERATE	YES	MIDDLE	YES	MODERATE to MIDDLE
48121021620	MODERATE	YES	MODERATE	YES	No Change
48121021621	UPPER	NO	UPPER	NO	No Change
48121021622	UPPER	NO	UPPER	YES	No Change
48121021623	UPPER	YES			Not Applicable
48121021624	MIDDLE	YES			Not Applicable
48121021625	UPPER	NO			Not Applicable
48121021626	UPPER	NO	UPPER	NO	No Change
48121021627	UPPER	NO			Not Applicable
48121021628	UPPER	YES			Not Applicable
48121021629	UPPER	NO			Not Applicable
48121021630	MIDDLE	YES	MIDDLE	YES	No Change
48121021631	UPPER	NO	UPPER	NO	No Change



Denton, TEXAS

Census Tract	2021		2022		Change in Tract Income Class from 2021 through 2022
	Tract Income Class	Minority Tract	Tract Income Class	Minority Tract	
48121021632	UPPER	NO	UPPER	NO	No Change
48121021633	UPPER	NO	UPPER	NO	No Change
48121021634	LOW	YES	MODERATE	YES	LOW to MODERATE
48121021635	MODERATE	YES	MODERATE	YES	No Change
48121021636	MIDDLE	YES			Not Applicable
48121021637	MODERATE	YES	MODERATE	YES	No Change
48121021638	MIDDLE	YES	MODERATE	YES	MIDDLE to MODERATE
48121021639			UPPER	NO	Not Applicable
48121021640			UPPER	YES	Not Applicable
48121021641			MIDDLE	YES	Not Applicable
48121021642			MODERATE	YES	Not Applicable
48121021643			UPPER	NO	Not Applicable
48121021644			UPPER	NO	Not Applicable
48121021645			NA	YES	Not Applicable
48121021646			MIDDLE	YES	Not Applicable
48121021647			MODERATE	NO	Not Applicable
48121021648			UPPER	NO	Not Applicable
48121021649			NA	YES	Not Applicable
48121021650			UPPER	YES	Not Applicable
48121021651			UPPER	YES	Not Applicable
48121021652			UPPER	YES	Not Applicable
48121021653			MIDDLE	YES	Not Applicable
48121021654			UPPER	YES	Not Applicable
48121021655			UPPER	NO	Not Applicable
48121021715	UPPER	NO	MIDDLE	NO	UPPER to MIDDLE
48121021716	MIDDLE	NO	MIDDLE	YES	No Change
48121021717	MIDDLE	NO	MIDDLE	NO	No Change

Denton, TEXAS

Census Tract	2021		2022		Change in Tract Income Class from 2021 through 2022
	Tract Income Class	Minority Tract	Tract Income Class	Minority Tract	
48121021718	UPPER	NO			Not Applicable
48121021719	UPPER	NO	UPPER	NO	No Change
48121021720	UPPER	NO	UPPER	NO	No Change
48121021721	UPPER	NO	UPPER	NO	No Change
48121021722	UPPER	NO	MIDDLE	NO	UPPER to MIDDLE
48121021723	MIDDLE	YES	UPPER	YES	MIDDLE to UPPER
48121021724	UPPER	NO	UPPER	NO	No Change
48121021725	UPPER	NO	UPPER	NO	No Change
48121021726	UPPER	NO	UPPER	NO	No Change
48121021727	UPPER	NO	UPPER	NO	No Change
48121021728	MIDDLE	YES	MODERATE	YES	MIDDLE to MODERATE
48121021729	UPPER	NO	UPPER	NO	No Change
48121021730	UPPER	NO	UPPER	NO	No Change
48121021731	UPPER	NO	UPPER	YES	No Change
48121021732	MODERATE	YES	MIDDLE	YES	MODERATE to MIDDLE
48121021733	MIDDLE	YES	MIDDLE	YES	No Change
48121021734	MODERATE	YES	MODERATE	YES	No Change
48121021735	MIDDLE	YES	MIDDLE	YES	No Change
48121021736	MIDDLE	YES	MODERATE	YES	MIDDLE to MODERATE
48121021737	MIDDLE	NO	UPPER	YES	MIDDLE to UPPER
48121021738	MIDDLE	YES	MIDDLE	YES	No Change
48121021739	LOW	YES	LOW	YES	No Change
48121021740	MIDDLE	NO	MIDDLE	YES	No Change
48121021741	MIDDLE	NO	MIDDLE	YES	No Change
48121021742	MIDDLE	NO	MIDDLE	YES	No Change
48121021743	MODERATE	YES	MIDDLE	YES	MODERATE to MIDDLE
48121021744	LOW	YES	MODERATE	YES	LOW to MODERATE



Denton, TEXAS

Census Tract	2021		2022		Change in Tract Income Class from 2021 through 2022
	Tract Income Class	Minority Tract	Tract Income Class	Minority Tract	
48121021745	MIDDLE	YES	MIDDLE	YES	No Change
48121021746	UPPER	NO	UPPER	NO	No Change
48121021747	UPPER	NO			Not Applicable
48121021748	UPPER	NO	UPPER	NO	No Change
48121021749	UPPER	NO	UPPER	NO	No Change
48121021750	UPPER	NO	UPPER	NO	No Change
48121021751	UPPER	NO	UPPER	NO	No Change
48121021752	UPPER	NO	UPPER	NO	No Change
48121021753	UPPER	NO			Not Applicable
48121021754			UPPER	NO	Not Applicable
48121021755			UPPER	NO	Not Applicable
48121021756			UPPER	NO	Not Applicable
48121021757			UPPER	NO	Not Applicable
48121021758			UPPER	NO	Not Applicable
48121021759			MIDDLE	NO	Not Applicable
48121021800	UPPER	NO	UPPER	NO	No Change
48121021900	UPPER	NO	UPPER	NO	No Change

Denton, TEXAS

Census Tract	2021		2022		Change in Tract Income Class from 2021 through 2022
	Tract Income Class	Minority Tract	Tract Income Class	Minority Tract	

Summary Data: Denton	2021	2022
Number of Census Tracts	137	193
Number of Minority Tracts	38	82
Percentage of Minority Tracts	27.74%	42.49%
Number of Low Income Tracts	6	5
Percentage of Low Income Tracts	4.38%	2.59%
Number of Moderate Income Tracts	17	28
Percentage of Moderate Income Tracts	12.41%	14.51%
Number of Middle Income Tracts	51	64
Percentage of Middle Income Tracts	37.23%	33.16%
Number of Upper Income Tracts	63	93
Percentage of Upper Income Tracts	45.99%	48.19%
Number of NA Income Tracts	0	3
Percentage of NA Income Tracts	0.00%	1.55%

DeWitt, TEXAS

Census Tract	2021		2022		Change in Tract Income Class from 2021 through 2022
	Tract Income Class	Minority Tract	Tract Income Class	Minority Tract	
48123970100	UPPER	NO	MIDDLE	NO	UPPER to MIDDLE
48123970200	MODERATE	YES			Not Applicable
48123970201			UPPER	YES	Not Applicable



DeWitt, TEXAS

Census Tract	2021		2022		Change in Tract Income Class from 2021 through 2022
	Tract Income Class	Minority Tract	Tract Income Class	Minority Tract	
48123970202			MIDDLE	YES	Not Applicable
48123970300	UPPER	NO	UPPER	NO	No Change
48123970400	UPPER	NO	MIDDLE	NO	UPPER to MIDDLE
48123970500	UPPER	NO	MIDDLE	NO	UPPER to MIDDLE

Summary Data: DeWitt	2021	2022
Number of Census Tracts	5	6
Number of Minority Tracts	1	2
Percentage of Minority Tracts	20.00%	33.33%
Number of Low Income Tracts	0	0
Percentage of Low Income Tracts	0.00%	0.00%
Number of Moderate Income Tracts	1	0
Percentage of Moderate Income Tracts	20.00%	0.00%
Number of Middle Income Tracts	0	4
Percentage of Middle Income Tracts	0.00%	66.67%
Number of Upper Income Tracts	4	2
Percentage of Upper Income Tracts	80.00%	33.33%
Number of NA Income Tracts	0	0
Percentage of NA Income Tracts	0.00%	0.00%

Dickens, TEXAS

Census Tract	2021		2022		Change in Tract Income Class from 2021 through 2022
	Tract Income Class	Minority Tract	Tract Income Class	Minority Tract	
48125950300	MIDDLE	NO	MIDDLE	NO	No Change

Summary Data: Dickens	2021	2022
Number of Census Tracts	1	1
Number of Minority Tracts	0	0
Percentage of Minority Tracts	0.00%	0.00%
Number of Low Income Tracts	0	0
Percentage of Low Income Tracts	0.00%	0.00%
Number of Moderate Income Tracts	0	0
Percentage of Moderate Income Tracts	0.00%	0.00%
Number of Middle Income Tracts	1	1
Percentage of Middle Income Tracts	100.00%	100.00%
Number of Upper Income Tracts	0	0
Percentage of Upper Income Tracts	0.00%	0.00%
Number of NA Income Tracts	0	0
Percentage of NA Income Tracts	0.00%	0.00%

Dimmit, TEXAS

Census Tract	2021		2022		Change in Tract Income Class from 2021 through 2022
	Tract Income Class	Minority Tract	Tract Income Class	Minority Tract	
48127950200	MIDDLE	YES			Not Applicable
48127950201			MODERATE	YES	Not Applicable



Dimmit, TEXAS

Census Tract	2021		2022		Change in Tract Income Class from 2021 through 2022
	Tract Income Class	Minority Tract	Tract Income Class	Minority Tract	
48127950202			NA	YES	Not Applicable
48127950400	MODERATE	YES	MODERATE	YES	No Change

Summary Data: Dimmit	2021	2022
Number of Census Tracts	2	3
Number of Minority Tracts	2	3
Percentage of Minority Tracts	100.00%	100.00%
Number of Low Income Tracts	0	0
Percentage of Low Income Tracts	0.00%	0.00%
Number of Moderate Income Tracts	1	2
Percentage of Moderate Income Tracts	50.00%	66.67%
Number of Middle Income Tracts	1	0
Percentage of Middle Income Tracts	50.00%	0.00%
Number of Upper Income Tracts	0	0
Percentage of Upper Income Tracts	0.00%	0.00%
Number of NA Income Tracts	0	1
Percentage of NA Income Tracts	0.00%	33.33%

Donley, TEXAS

Census Tract	2021		2022		Change in Tract Income Class from 2021 through 2022
	Tract Income Class	Minority Tract	Tract Income Class	Minority Tract	
48129950200	MIDDLE	NO	MIDDLE	NO	No Change

Donley, TEXAS

Census Tract	2021		2022		Change in Tract Income Class from 2021 through 2022
	Tract Income Class	Minority Tract	Tract Income Class	Minority Tract	
48129950300	MIDDLE	NO	MIDDLE	NO	No Change

Summary Data: Donley	2021	2022
Number of Census Tracts	2	2
Number of Minority Tracts	0	0
Percentage of Minority Tracts	0.00%	0.00%
Number of Low Income Tracts	0	0
Percentage of Low Income Tracts	0.00%	0.00%
Number of Moderate Income Tracts	0	0
Percentage of Moderate Income Tracts	0.00%	0.00%
Number of Middle Income Tracts	2	2
Percentage of Middle Income Tracts	100.00%	100.00%
Number of Upper Income Tracts	0	0
Percentage of Upper Income Tracts	0.00%	0.00%
Number of NA Income Tracts	0	0
Percentage of NA Income Tracts	0.00%	0.00%

Duval, TEXAS

Census Tract	2021		2022		Change in Tract Income Class from 2021 through 2022
	Tract Income Class	Minority Tract	Tract Income Class	Minority Tract	
48131950100	MODERATE	YES	MODERATE	YES	No Change
48131950200	MIDDLE	YES	MIDDLE	YES	No Change



Duval, TEXAS

Census Tract	2021		2022		Change in Tract Income Class from 2021 through 2022
	Tract Income Class	Minority Tract	Tract Income Class	Minority Tract	
48131950500	MODERATE	YES	MIDDLE	YES	MODERATE to MIDDLE

Summary Data: Duval	2021	2022
Number of Census Tracts	3	3
Number of Minority Tracts	3	3
Percentage of Minority Tracts	100.00%	100.00%
Number of Low Income Tracts	0	0
Percentage of Low Income Tracts	0.00%	0.00%
Number of Moderate Income Tracts	2	1
Percentage of Moderate Income Tracts	66.67%	33.33%
Number of Middle Income Tracts	1	2
Percentage of Middle Income Tracts	33.33%	66.67%
Number of Upper Income Tracts	0	0
Percentage of Upper Income Tracts	0.00%	0.00%
Number of NA Income Tracts	0	0
Percentage of NA Income Tracts	0.00%	0.00%

Eastland, TEXAS

Census Tract	2021		2022		Change in Tract Income Class from 2021 through 2022
	Tract Income Class	Minority Tract	Tract Income Class	Minority Tract	
48133950100	MODERATE	NO	MODERATE	NO	No Change
48133950200	MIDDLE	NO			Not Applicable

Eastland, TEXAS

Census Tract	2021		2022		Change in Tract Income Class from 2021 through 2022
	Tract Income Class	Minority Tract	Tract Income Class	Minority Tract	
48133950201			UPPER	NO	Not Applicable
48133950202			MIDDLE	NO	Not Applicable
48133950300	MIDDLE	NO			Not Applicable
48133950301			MIDDLE	NO	Not Applicable
48133950302			NA	NO	Not Applicable
48133950400	MODERATE	NO	MODERATE	NO	No Change
48133950500	MIDDLE	NO	MODERATE	NO	MIDDLE to MODERATE

Summary Data: Eastland	2021	2022
Number of Census Tracts	5	7
Number of Minority Tracts	0	0
Percentage of Minority Tracts	0.00%	0.00%
Number of Low Income Tracts	0	0
Percentage of Low Income Tracts	0.00%	0.00%
Number of Moderate Income Tracts	2	3
Percentage of Moderate Income Tracts	40.00%	42.86%
Number of Middle Income Tracts	3	2
Percentage of Middle Income Tracts	60.00%	28.57%
Number of Upper Income Tracts	0	1
Percentage of Upper Income Tracts	0.00%	14.29%
Number of NA Income Tracts	0	1
Percentage of NA Income Tracts	0.00%	14.29%



Ector, TEXAS

Census Tract	2021		2022		Change in Tract Income Class from 2021 through 2022
	Tract Income Class	Minority Tract	Tract Income Class	Minority Tract	
48135000100	MIDDLE	NO	MIDDLE	YES	No Change
48135000300	MIDDLE	NO	MODERATE	NO	MIDDLE to MODERATE
48135000400	UPPER	NO	MIDDLE	YES	UPPER to MIDDLE
48135000500	MIDDLE	YES	MIDDLE	YES	No Change
48135000600	MIDDLE	YES	MODERATE	YES	MIDDLE to MODERATE
48135000700	MODERATE	YES	MODERATE	YES	No Change
48135000800	MIDDLE	YES	MODERATE	YES	MIDDLE to MODERATE
48135001000	MIDDLE	YES	MIDDLE	YES	No Change
48135001100	MIDDLE	YES	MODERATE	YES	MIDDLE to MODERATE
48135001300	MIDDLE	YES	MIDDLE	YES	No Change
48135001500	MODERATE	YES	MODERATE	YES	No Change
48135001600	MIDDLE	YES	UPPER	YES	MIDDLE to UPPER
48135001700	UPPER	NO	MIDDLE	YES	UPPER to MIDDLE
48135001800	LOW	YES	MODERATE	YES	LOW to MODERATE
48135001900	MODERATE	YES	MODERATE	YES	No Change
48135002000	MODERATE	YES	MODERATE	YES	No Change
48135002200	MIDDLE	YES	MIDDLE	YES	No Change
48135002300	UPPER	NO	UPPER	YES	No Change
48135002400	UPPER	NO	UPPER	NO	No Change
48135002501	UPPER	NO	UPPER	YES	No Change
48135002502	UPPER	YES	MIDDLE	YES	UPPER to MIDDLE
48135002503	UPPER	YES	MIDDLE	YES	UPPER to MIDDLE
48135002700	MODERATE	YES			Not Applicable
48135002701			MIDDLE	YES	Not Applicable
48135002702			UPPER	YES	Not Applicable
48135002801	MIDDLE	YES	MIDDLE	YES	No Change
48135002802	MIDDLE	YES			Not Applicable

Ector, TEXAS

Census Tract	2021		2022		Change in Tract Income Class from 2021 through 2022
	Tract Income Class	Minority Tract	Tract Income Class	Minority Tract	
48135002803			MIDDLE	YES	Not Applicable
48135002804			MIDDLE	YES	Not Applicable
48135002900	UPPER	NO	UPPER	NO	No Change
48135003000	UPPER	YES			Not Applicable
48135003001			MIDDLE	NO	Not Applicable
48135003002			UPPER	NO	Not Applicable
48135003003			UPPER	YES	Not Applicable
48135003004			UPPER	NO	Not Applicable
48135003100	MODERATE	YES	MODERATE	YES	No Change



Ector, TEXAS

Census Tract	2021		2022		Change in Tract Income Class from 2021 through 2022
	Tract Income Class	Minority Tract	Tract Income Class	Minority Tract	

Summary Data: Ector	2021	2022
Number of Census Tracts	28	33
Number of Minority Tracts	20	27
Percentage of Minority Tracts	71.43%	81.82%
Number of Low Income Tracts	1	0
Percentage of Low Income Tracts	3.57%	0.00%
Number of Moderate Income Tracts	6	10
Percentage of Moderate Income Tracts	21.43%	30.30%
Number of Middle Income Tracts	12	14
Percentage of Middle Income Tracts	42.86%	42.42%
Number of Upper Income Tracts	9	9
Percentage of Upper Income Tracts	32.14%	27.27%
Number of NA Income Tracts	0	0
Percentage of NA Income Tracts	0.00%	0.00%

Edwards, TEXAS

Census Tract	2021		2022		Change in Tract Income Class from 2021 through 2022
	Tract Income Class	Minority Tract	Tract Income Class	Minority Tract	
48137950300	UPPER	YES	MODERATE	YES	UPPER to MODERATE

Edwards, TEXAS

Census Tract	2021		2022		Change in Tract Income Class from 2021 through 2022
	Tract Income Class	Minority Tract	Tract Income Class	Minority Tract	

Summary Data: Edwards	2021	2022
Number of Census Tracts	1	1
Number of Minority Tracts	1	1
Percentage of Minority Tracts	100.00%	100.00%
Number of Low Income Tracts	0	0
Percentage of Low Income Tracts	0.00%	0.00%
Number of Moderate Income Tracts	0	1
Percentage of Moderate Income Tracts	0.00%	100.00%
Number of Middle Income Tracts	0	0
Percentage of Middle Income Tracts	0.00%	0.00%
Number of Upper Income Tracts	1	0
Percentage of Upper Income Tracts	100.00%	0.00%
Number of NA Income Tracts	0	0
Percentage of NA Income Tracts	0.00%	0.00%

El Paso, TEXAS

Census Tract	2021		2022		Change in Tract Income Class from 2021 through 2022
	Tract Income Class	Minority Tract	Tract Income Class	Minority Tract	
48141000101	MIDDLE	YES			Not Applicable
48141000106	UPPER	YES	UPPER	YES	No Change
48141000107	MIDDLE	YES	MIDDLE	YES	No Change



El Paso, TEXAS

Census Tract	2021		2022		Change in Tract Income Class from 2021 through 2022
	Tract Income Class	Minority Tract	Tract Income Class	Minority Tract	
48141000108	MODERATE	YES	MODERATE	YES	No Change
48141000109	MIDDLE	YES	MIDDLE	YES	No Change
48141000110	MIDDLE	YES	UPPER	YES	MIDDLE to UPPER
48141000111	MIDDLE	YES	MIDDLE	YES	No Change
48141000112	MIDDLE	YES	MIDDLE	YES	No Change
48141000113			UPPER	YES	Not Applicable
48141000114			MIDDLE	YES	Not Applicable
48141000204	MIDDLE	YES	MIDDLE	YES	No Change
48141000205	MODERATE	YES	MIDDLE	YES	MODERATE to MIDDLE
48141000206	MIDDLE	YES	MIDDLE	YES	No Change
48141000207	MIDDLE	YES	MIDDLE	YES	No Change
48141000208	MIDDLE	YES	MIDDLE	YES	No Change
48141000301	MODERATE	YES	MODERATE	YES	No Change
48141000302	MODERATE	YES	MODERATE	YES	No Change
48141000401	UPPER	YES	UPPER	YES	No Change
48141000403	MIDDLE	YES	MIDDLE	YES	No Change
48141000404	LOW	YES	LOW	YES	No Change
48141000600	MIDDLE	YES	MODERATE	YES	MIDDLE to MODERATE
48141000800	LOW	YES	LOW	YES	No Change
48141000900	MIDDLE	YES			Not Applicable
48141000901			MIDDLE	YES	Not Applicable
48141000902			MIDDLE	YES	Not Applicable
48141001001	MIDDLE	YES	MODERATE	YES	MIDDLE to MODERATE
48141001002	MODERATE	YES	MODERATE	YES	No Change
48141001104	UPPER	YES			Not Applicable
48141001107	UPPER	YES	UPPER	YES	No Change
48141001109	UPPER	YES	UPPER	YES	No Change

El Paso, TEXAS

Census Tract	2021		2022		Change in Tract Income Class from 2021 through 2022
	Tract Income Class	Minority Tract	Tract Income Class	Minority Tract	
48141001110	UPPER	YES	UPPER	YES	No Change
48141001111	MIDDLE	YES	UPPER	YES	MIDDLE to UPPER
48141001112	UPPER	YES	UPPER	YES	No Change
48141001113	UPPER	YES			Not Applicable
48141001114	MIDDLE	YES	MODERATE	YES	MIDDLE to MODERATE
48141001115	MODERATE	YES	MODERATE	YES	No Change
48141001116			MIDDLE	YES	Not Applicable
48141001117			UPPER	YES	Not Applicable
48141001118			MIDDLE	YES	Not Applicable
48141001119			MIDDLE	YES	Not Applicable
48141001201	MODERATE	YES			Not Applicable
48141001202	MIDDLE	YES	MIDDLE	YES	No Change
48141001203	MODERATE	YES			Not Applicable
48141001204			MODERATE	YES	Not Applicable
48141001301	UPPER	YES	UPPER	YES	No Change
48141001302	UPPER	YES	UPPER	YES	No Change
48141001400	MODERATE	YES	MODERATE	YES	No Change
48141001501	UPPER	YES	UPPER	YES	No Change
48141001502	UPPER	YES	UPPER	YES	No Change
48141001600	MODERATE	YES	LOW	YES	MODERATE to LOW
48141001700	LOW	YES	MODERATE	YES	LOW to MODERATE
48141001800	LOW	YES	LOW	YES	No Change
48141001900	LOW	YES	LOW	YES	No Change
48141002000	LOW	YES	LOW	YES	No Change
48141002100	LOW	YES	LOW	YES	No Change
48141002201	MIDDLE	YES	MODERATE	YES	MIDDLE to MODERATE
48141002202	MODERATE	YES	MODERATE	YES	No Change



El Paso, TEXAS

Census Tract	2021		2022		Change in Tract Income Class from 2021 through 2022
	Tract Income Class	Minority Tract	Tract Income Class	Minority Tract	
48141002300	MODERATE	YES	MODERATE	YES	No Change
48141002400	MIDDLE	YES	MIDDLE	YES	No Change
48141002500	MIDDLE	YES	MODERATE	YES	MIDDLE to MODERATE
48141002600	MODERATE	YES	MODERATE	YES	No Change
48141002800	LOW	YES	LOW	YES	No Change
48141002900	LOW	YES	LOW	YES	No Change
48141003000	MODERATE	YES	LOW	YES	MODERATE to LOW
48141003100	MODERATE	YES	MODERATE	YES	No Change
48141003200	MODERATE	YES	MODERATE	YES	No Change
48141003300	MIDDLE	YES	MODERATE	YES	MIDDLE to MODERATE
48141003402	MODERATE	YES	MODERATE	YES	No Change
48141003403	MIDDLE	YES	MODERATE	YES	MIDDLE to MODERATE
48141003404	UPPER	YES	UPPER	YES	No Change
48141003501	MODERATE	YES	MODERATE	YES	No Change
48141003502	MODERATE	YES	MODERATE	YES	No Change
48141003601	MODERATE	YES	MIDDLE	YES	MODERATE to MIDDLE
48141003602	MODERATE	YES	MODERATE	YES	No Change
48141003701	MODERATE	YES	MODERATE	YES	No Change
48141003702	MODERATE	YES	MODERATE	YES	No Change
48141003801	MIDDLE	YES	MIDDLE	YES	No Change
48141003803	MIDDLE	YES	MIDDLE	YES	No Change
48141003804	MODERATE	YES	MODERATE	YES	No Change
48141003901	MODERATE	YES	MODERATE	YES	No Change
48141003902	MODERATE	YES	MODERATE	YES	No Change
48141003903	LOW	YES			Not Applicable
48141003904			MIDDLE	YES	Not Applicable
48141003905			MODERATE	YES	Not Applicable

El Paso, TEXAS

Census Tract	2021		2022		Change in Tract Income Class from 2021 through 2022
	Tract Income Class	Minority Tract	Tract Income Class	Minority Tract	
48141004002	MIDDLE	YES			Not Applicable
48141004003	MODERATE	YES			Not Applicable
48141004004	MIDDLE	YES	MIDDLE	YES	No Change
48141004005			MODERATE	YES	Not Applicable
48141004006			MODERATE	YES	Not Applicable
48141004007			MIDDLE	YES	Not Applicable
48141004008			MIDDLE	YES	Not Applicable
48141004103	MODERATE	YES	MODERATE	YES	No Change
48141004104	MODERATE	YES	MIDDLE	YES	MODERATE to MIDDLE
48141004105	MODERATE	YES	MODERATE	YES	No Change
48141004106	MIDDLE	YES	MODERATE	YES	MIDDLE to MODERATE
48141004107	MIDDLE	YES	MIDDLE	YES	No Change
48141004201	MODERATE	YES	MODERATE	YES	No Change
48141004202	MODERATE	YES	MODERATE	YES	No Change
48141004303	UPPER	YES	MIDDLE	YES	UPPER to MIDDLE
48141004307	UPPER	YES	UPPER	YES	No Change
48141004309	MIDDLE	YES	MIDDLE	YES	No Change
48141004310	MIDDLE	YES	MIDDLE	YES	No Change
48141004311	UPPER	YES	UPPER	YES	No Change
48141004312	MIDDLE	YES	MIDDLE	YES	No Change
48141004313	MIDDLE	YES	MIDDLE	YES	No Change
48141004314	MIDDLE	YES	MODERATE	YES	MIDDLE to MODERATE
48141004316	MIDDLE	YES	MODERATE	YES	MIDDLE to MODERATE
48141004317	MODERATE	YES	MODERATE	YES	No Change
48141004318	UPPER	YES	UPPER	YES	No Change
48141004319	UPPER	YES	UPPER	YES	No Change
48141004320	MIDDLE	YES	MIDDLE	YES	No Change



El Paso, TEXAS

Census Tract	2021		2022		Change in Tract Income Class from 2021 through 2022
	Tract Income Class	Minority Tract	Tract Income Class	Minority Tract	
48141010101	UPPER	YES	MIDDLE	NO	UPPER to MIDDLE
48141010102	MIDDLE	YES	MODERATE	YES	MIDDLE to MODERATE
48141010103	UPPER	NO	UPPER	YES	No Change
48141010203	MODERATE	YES	MODERATE	YES	No Change
48141010207	MIDDLE	YES			Not Applicable
48141010210	UPPER	YES	UPPER	YES	No Change
48141010211	UPPER	YES	UPPER	YES	No Change
48141010212	UPPER	YES	UPPER	YES	No Change
48141010213	UPPER	YES	UPPER	YES	No Change
48141010214	UPPER	YES	UPPER	YES	No Change
48141010215	UPPER	YES			Not Applicable
48141010216	MIDDLE	YES			Not Applicable
48141010217	UPPER	YES	UPPER	YES	No Change
48141010218	UPPER	YES	UPPER	YES	No Change
48141010219	UPPER	YES			Not Applicable
48141010220	MODERATE	YES	MODERATE	YES	No Change
48141010221	MODERATE	YES			Not Applicable
48141010222	UPPER	YES	MODERATE	YES	UPPER to MODERATE
48141010223			MIDDLE	YES	Not Applicable
48141010224			UPPER	YES	Not Applicable
48141010225			UPPER	YES	Not Applicable
48141010226			UPPER	YES	Not Applicable
48141010227			MIDDLE	YES	Not Applicable
48141010228			UPPER	YES	Not Applicable
48141010229			UPPER	YES	Not Applicable
48141010230			UPPER	YES	Not Applicable
48141010231			MIDDLE	YES	Not Applicable

El Paso, TEXAS

Census Tract	2021		2022		Change in Tract Income Class from 2021 through 2022
	Tract Income Class	Minority Tract	Tract Income Class	Minority Tract	
48141010232			UPPER	YES	Not Applicable
48141010303	MIDDLE	YES	MIDDLE	YES	No Change
48141010307	MIDDLE	YES	MIDDLE	YES	No Change
48141010311	UPPER	YES	UPPER	YES	No Change
48141010312	UPPER	YES	UPPER	YES	No Change
48141010316	MIDDLE	YES	MIDDLE	YES	No Change
48141010317	MIDDLE	YES	MIDDLE	YES	No Change
48141010319	MODERATE	YES			Not Applicable
48141010322	MIDDLE	YES	MIDDLE	YES	No Change
48141010323	MIDDLE	YES	UPPER	YES	MIDDLE to UPPER
48141010324	UPPER	YES			Not Applicable
48141010325	MIDDLE	YES			Not Applicable
48141010326	UPPER	YES	UPPER	YES	No Change
48141010327	MIDDLE	YES	UPPER	YES	MIDDLE to UPPER
48141010328	UPPER	YES	UPPER	YES	No Change
48141010329	MIDDLE	YES	MIDDLE	YES	No Change
48141010330	UPPER	YES			Not Applicable
48141010331	UPPER	YES			Not Applicable
48141010332	MIDDLE	YES			Not Applicable
48141010333	MIDDLE	YES	MODERATE	YES	MIDDLE to MODERATE
48141010334	MIDDLE	YES	MIDDLE	YES	No Change
48141010335	MODERATE	YES	MODERATE	YES	No Change
48141010336	MIDDLE	YES	MIDDLE	YES	No Change
48141010337	UPPER	YES	UPPER	YES	No Change
48141010338	UPPER	YES	UPPER	YES	No Change
48141010339	MIDDLE	YES			Not Applicable
48141010340	MODERATE	YES			Not Applicable



El Paso, TEXAS

Census Tract	2021		2022		Change in Tract Income Class from 2021 through 2022
	Tract Income Class	Minority Tract	Tract Income Class	Minority Tract	
48141010341	UPPER	YES			Not Applicable
48141010342	UPPER	YES			Not Applicable
48141010343	UPPER	YES			Not Applicable
48141010344	MODERATE	YES	MIDDLE	YES	MODERATE to MIDDLE
48141010345	MIDDLE	YES			Not Applicable
48141010346	MODERATE	YES	MIDDLE	YES	MODERATE to MIDDLE
48141010347	MODERATE	YES	MODERATE	YES	No Change
48141010348			MIDDLE	YES	Not Applicable
48141010349			UPPER	YES	Not Applicable
48141010350			MIDDLE	YES	Not Applicable
48141010351			MIDDLE	YES	Not Applicable
48141010352			UPPER	YES	Not Applicable
48141010353			UPPER	YES	Not Applicable
48141010354			MIDDLE	YES	Not Applicable
48141010355			MIDDLE	YES	Not Applicable
48141010356			MIDDLE	YES	Not Applicable
48141010357			MODERATE	YES	Not Applicable
48141010358			MIDDLE	YES	Not Applicable
48141010359			MIDDLE	YES	Not Applicable
48141010360			UPPER	YES	Not Applicable
48141010361			UPPER	YES	Not Applicable
48141010362			MIDDLE	YES	Not Applicable
48141010363			UPPER	YES	Not Applicable
48141010364			MODERATE	YES	Not Applicable
48141010365			MIDDLE	YES	Not Applicable
48141010366			UPPER	YES	Not Applicable
48141010367			UPPER	YES	Not Applicable

El Paso, TEXAS

Census Tract	2021		2022		Change in Tract Income Class from 2021 through 2022
	Tract Income Class	Minority Tract	Tract Income Class	Minority Tract	
48141010368			UPPER	YES	Not Applicable
48141010369			UPPER	YES	Not Applicable
48141010370			UPPER	YES	Not Applicable
48141010371			MIDDLE	YES	Not Applicable
48141010372			UPPER	YES	Not Applicable
48141010401	MODERATE	YES	MODERATE	YES	No Change
48141010404	MODERATE	YES	MODERATE	YES	No Change
48141010405	MODERATE	YES			Not Applicable
48141010406	MODERATE	YES	MODERATE	YES	No Change
48141010407	MODERATE	YES			Not Applicable
48141010408	MODERATE	YES	MODERATE	YES	No Change
48141010409	MODERATE	YES	MIDDLE	YES	MODERATE to MIDDLE
48141010410			MODERATE	YES	Not Applicable
48141010411			MODERATE	YES	Not Applicable
48141010412			MODERATE	YES	Not Applicable
48141010413			MODERATE	YES	Not Applicable
48141010501	MODERATE	YES	MIDDLE	YES	MODERATE to MIDDLE
48141010502	MODERATE	YES	MIDDLE	YES	MODERATE to MIDDLE
48141010504	MODERATE	YES	MODERATE	YES	No Change
48141010505	MODERATE	YES	MODERATE	YES	No Change
48141010506	MODERATE	YES	MIDDLE	YES	MODERATE to MIDDLE
48141010600	MIDDLE	YES			Not Applicable
48141010601			MIDDLE	NO	Not Applicable
48141010602			MIDDLE	YES	Not Applicable
48141980000	NA	NO	NA	NO	No Change



El Paso, TEXAS

Census Tract	2021		2022		Change in Tract Income Class from 2021 through 2022
	Tract Income Class	Minority Tract	Tract Income Class	Minority Tract	
Summary Data: El Paso			2021	2022	
Number of Census Tracts			161	188	
Number of Minority Tracts			159	185	
Percentage of Minority Tracts			98.76%	98.40%	
Number of Low Income Tracts			10	10	
Percentage of Low Income Tracts			6.21%	5.32%	
Number of Moderate Income Tracts			54	59	
Percentage of Moderate Income Tracts			33.54%	31.38%	
Number of Middle Income Tracts			54	64	
Percentage of Middle Income Tracts			33.54%	34.04%	
Number of Upper Income Tracts			42	54	
Percentage of Upper Income Tracts			26.09%	28.72%	
Number of NA Income Tracts			1	1	
Percentage of NA Income Tracts			0.62%	0.53%	

Ellis, TEXAS

Census Tract	2021		2022		Change in Tract Income Class from 2021 through 2022
	Tract Income Class	Minority Tract	Tract Income Class	Minority Tract	
48139060101	MIDDLE	YES			Not Applicable
48139060102	MIDDLE	NO			Not Applicable
48139060103			MIDDLE	YES	Not Applicable

Ellis, TEXAS

Census Tract	2021		2022		Change in Tract Income Class from 2021 through 2022
	Tract Income Class	Minority Tract	Tract Income Class	Minority Tract	
48139060104			MODERATE	YES	Not Applicable
48139060105			MIDDLE	NO	Not Applicable
48139060106			MODERATE	YES	Not Applicable
48139060204	UPPER	NO			Not Applicable
48139060206	MIDDLE	NO	MIDDLE	YES	No Change
48139060207	MIDDLE	NO	MIDDLE	NO	No Change
48139060208	UPPER	NO			Not Applicable
48139060209	UPPER	NO	UPPER	NO	No Change
48139060210	UPPER	NO			Not Applicable
48139060211	UPPER	NO	UPPER	NO	No Change
48139060212	MIDDLE	NO	MIDDLE	NO	No Change
48139060213	MIDDLE	NO			Not Applicable
48139060214	UPPER	NO			Not Applicable
48139060215			UPPER	YES	Not Applicable
48139060216			UPPER	YES	Not Applicable
48139060217			MIDDLE	NO	Not Applicable
48139060218			MIDDLE	NO	Not Applicable
48139060219			UPPER	NO	Not Applicable
48139060220			MIDDLE	NO	Not Applicable
48139060221			UPPER	NO	Not Applicable
48139060300	MIDDLE	NO	MIDDLE	NO	No Change
48139060400	MODERATE	YES	LOW	YES	MODERATE to LOW
48139060500	LOW	NO	MODERATE	YES	LOW to MODERATE
48139060600	MIDDLE	NO			Not Applicable
48139060601			MIDDLE	NO	Not Applicable
48139060602			MODERATE	NO	Not Applicable
48139060701	MIDDLE	NO			Not Applicable



Ellis, TEXAS

Census Tract	2021		2022		Change in Tract Income Class from 2021 through 2022
	Tract Income Class	Minority Tract	Tract Income Class	Minority Tract	
48139060702	MIDDLE	NO	MIDDLE	NO	No Change
48139060703	MIDDLE	NO			Not Applicable
48139060704			MIDDLE	NO	Not Applicable
48139060801	UPPER	NO	UPPER	NO	No Change
48139060802	UPPER	NO	UPPER	NO	No Change
48139060803	MIDDLE	NO	MIDDLE	YES	No Change
48139060900	MIDDLE	NO	MIDDLE	NO	No Change
48139061000	MODERATE	NO	MODERATE	NO	No Change
48139061100	MIDDLE	NO	MIDDLE	NO	No Change
48139061200	MODERATE	NO	MIDDLE	NO	MODERATE to MIDDLE
48139061300	MIDDLE	NO	MIDDLE	NO	No Change
48139061400	MIDDLE	NO			Not Applicable
48139061401			MIDDLE	NO	Not Applicable
48139061402			MIDDLE	NO	Not Applicable
48139061500	LOW	YES	MODERATE	YES	LOW to MODERATE
48139061600	LOW	YES	MODERATE	YES	LOW to MODERATE
48139061700	MIDDLE	NO	MIDDLE	NO	No Change

Ellis, TEXAS

Census Tract	2021		2022		Change in Tract Income Class from 2021 through 2022
	Tract Income Class	Minority Tract	Tract Income Class	Minority Tract	

Summary Data: Ellis	2021	2022
Number of Census Tracts	31	36
Number of Minority Tracts	4	11
Percentage of Minority Tracts	12.90%	30.56%
Number of Low Income Tracts	3	1
Percentage of Low Income Tracts	9.68%	2.78%
Number of Moderate Income Tracts	3	7
Percentage of Moderate Income Tracts	9.68%	19.44%
Number of Middle Income Tracts	17	20
Percentage of Middle Income Tracts	54.84%	55.56%
Number of Upper Income Tracts	8	8
Percentage of Upper Income Tracts	25.81%	22.22%
Number of NA Income Tracts	0	0
Percentage of NA Income Tracts	0.00%	0.00%

Erath, TEXAS

Census Tract	2021		2022		Change in Tract Income Class from 2021 through 2022
	Tract Income Class	Minority Tract	Tract Income Class	Minority Tract	
48143950100	UPPER	NO	UPPER	NO	No Change
48143950201	UPPER	NO	UPPER	NO	No Change
48143950202	MIDDLE	NO			Not Applicable



Erath, TEXAS

Census Tract	2021		2022		Change in Tract Income Class from 2021 through 2022
	Tract Income Class	Minority Tract	Tract Income Class	Minority Tract	
48143950203			MIDDLE	NO	Not Applicable
48143950204			UPPER	NO	Not Applicable
48143950300	MIDDLE	NO			Not Applicable
48143950301			MIDDLE	NO	Not Applicable
48143950302			MIDDLE	NO	Not Applicable
48143950400	MIDDLE	NO			Not Applicable
48143950401			UPPER	NO	Not Applicable
48143950402			UPPER	NO	Not Applicable
48143950500	MIDDLE	NO			Not Applicable
48143950501			UPPER	NO	Not Applicable
48143950502			MIDDLE	NO	Not Applicable
48143950600	MIDDLE	NO	MIDDLE	NO	No Change
48143950700	MIDDLE	NO	MIDDLE	NO	No Change

Erath, TEXAS

Census Tract	2021		2022		Change in Tract Income Class from 2021 through 2022
	Tract Income Class	Minority Tract	Tract Income Class	Minority Tract	

Summary Data: Erath	2021	2022
Number of Census Tracts	8	12
Number of Minority Tracts	0	0
Percentage of Minority Tracts	0.00%	0.00%
Number of Low Income Tracts	0	0
Percentage of Low Income Tracts	0.00%	0.00%
Number of Moderate Income Tracts	0	0
Percentage of Moderate Income Tracts	0.00%	0.00%
Number of Middle Income Tracts	6	6
Percentage of Middle Income Tracts	75.00%	50.00%
Number of Upper Income Tracts	2	6
Percentage of Upper Income Tracts	25.00%	50.00%
Number of NA Income Tracts	0	0
Percentage of NA Income Tracts	0.00%	0.00%

Falls, TEXAS

Census Tract	2021		2022		Change in Tract Income Class from 2021 through 2022
	Tract Income Class	Minority Tract	Tract Income Class	Minority Tract	
48145000200	MIDDLE	NO	MIDDLE	NO	No Change
48145000300	MODERATE	YES	LOW	YES	MODERATE to LOW
48145000400	MODERATE	YES	LOW	YES	MODERATE to LOW



Falls, TEXAS

Census Tract	2021		2022		Change in Tract Income Class from 2021 through 2022
	Tract Income Class	Minority Tract	Tract Income Class	Minority Tract	
48145000500	UPPER	NO	UPPER	NO	No Change
48145000700	MIDDLE	NO	MODERATE	NO	MIDDLE to MODERATE
48145000800	MIDDLE	NO	MIDDLE	NO	No Change

Summary Data: Falls	2021	2022
Number of Census Tracts	6	6
Number of Minority Tracts	2	2
Percentage of Minority Tracts	33.33%	33.33%
Number of Low Income Tracts	0	2
Percentage of Low Income Tracts	0.00%	33.33%
Number of Moderate Income Tracts	2	1
Percentage of Moderate Income Tracts	33.33%	16.67%
Number of Middle Income Tracts	3	2
Percentage of Middle Income Tracts	50.00%	33.33%
Number of Upper Income Tracts	1	1
Percentage of Upper Income Tracts	16.67%	16.67%
Number of NA Income Tracts	0	0
Percentage of NA Income Tracts	0.00%	0.00%

Fannin, TEXAS

Census Tract	2021		2022		Change in Tract Income Class from 2021 through 2022
	Tract Income Class	Minority Tract	Tract Income Class	Minority Tract	
48147950100	MIDDLE	NO	MIDDLE	NO	No Change
48147950300	MIDDLE	NO	MIDDLE	NO	No Change
48147950401	MODERATE	NO	MIDDLE	NO	MODERATE to MIDDLE
48147950402	MIDDLE	NO	MIDDLE	NO	No Change
48147950500	MIDDLE	NO	MIDDLE	NO	No Change
48147950600	MIDDLE	NO	MIDDLE	NO	No Change
48147950701	UPPER	NO	UPPER	NO	No Change
48147950702	UPPER	NO	UPPER	NO	No Change
48147950800	MIDDLE	NO	UPPER	NO	MIDDLE to UPPER

Fannin, TEXAS

Census Tract	2021		2022		Change in Tract Income Class from 2021 through 2022
	Tract Income Class	Minority Tract	Tract Income Class	Minority Tract	



Fannin, TEXAS

Census Tract	2021		2022		Change in Tract Income Class from 2021 through 2022
	Tract Income Class	Minority Tract	Tract Income Class	Minority Tract	
Summary Data: Fannin					
		2021		2022	
Number of Census Tracts		9		9	
Number of Minority Tracts		0		0	
Percentage of Minority Tracts		0.00%		0.00%	
Number of Low Income Tracts		0		0	
Percentage of Low Income Tracts		0.00%		0.00%	
Number of Moderate Income Tracts		1		0	
Percentage of Moderate Income Tracts		11.11%		0.00%	
Number of Middle Income Tracts		6		6	
Percentage of Middle Income Tracts		66.67%		66.67%	
Number of Upper Income Tracts		2		3	
Percentage of Upper Income Tracts		22.22%		33.33%	
Number of NA Income Tracts		0		0	
Percentage of NA Income Tracts		0.00%		0.00%	

Fayette, TEXAS

Census Tract	2021		2022		Change in Tract Income Class from 2021 through 2022
	Tract Income Class	Minority Tract	Tract Income Class	Minority Tract	
48149970100	MIDDLE	NO	UPPER	NO	MIDDLE to UPPER
48149970200	UPPER	NO	UPPER	NO	No Change
48149970300	UPPER	NO			Not Applicable

Fayette, TEXAS

Census Tract	2021		2022		Change in Tract Income Class from 2021 through 2022
	Tract Income Class	Minority Tract	Tract Income Class	Minority Tract	
48149970301			UPPER	NO	Not Applicable
48149970302			MIDDLE	NO	Not Applicable
48149970400	UPPER	NO	MIDDLE	NO	UPPER to MIDDLE
48149970500	MIDDLE	NO	MIDDLE	NO	No Change
48149970600	MIDDLE	NO			Not Applicable
48149970601			UPPER	NO	Not Applicable
48149970602			MIDDLE	NO	Not Applicable
48149970700	MIDDLE	NO	UPPER	NO	MIDDLE to UPPER



Fayette, TEXAS

Census Tract	2021		2022		Change in Tract Income Class from 2021 through 2022
	Tract Income Class	Minority Tract	Tract Income Class	Minority Tract	

Summary Data: Fayette	2021	2022
Number of Census Tracts	7	9
Number of Minority Tracts	0	0
Percentage of Minority Tracts	0.00%	0.00%
Number of Low Income Tracts	0	0
Percentage of Low Income Tracts	0.00%	0.00%
Number of Moderate Income Tracts	0	0
Percentage of Moderate Income Tracts	0.00%	0.00%
Number of Middle Income Tracts	4	4
Percentage of Middle Income Tracts	57.14%	44.44%
Number of Upper Income Tracts	3	5
Percentage of Upper Income Tracts	42.86%	55.56%
Number of NA Income Tracts	0	0
Percentage of NA Income Tracts	0.00%	0.00%

Fisher, TEXAS

Census Tract	2021		2022		Change in Tract Income Class from 2021 through 2022
	Tract Income Class	Minority Tract	Tract Income Class	Minority Tract	

Summary Data: Fisher	2021	2022
Number of Census Tracts	2	2
Number of Minority Tracts	0	0
Percentage of Minority Tracts	0.00%	0.00%
Number of Low Income Tracts	0	0
Percentage of Low Income Tracts	0.00%	0.00%
Number of Moderate Income Tracts	0	0
Percentage of Moderate Income Tracts	0.00%	0.00%
Number of Middle Income Tracts	1	2
Percentage of Middle Income Tracts	50.00%	100.00%
Number of Upper Income Tracts	1	0
Percentage of Upper Income Tracts	50.00%	0.00%
Number of NA Income Tracts	0	0
Percentage of NA Income Tracts	0.00%	0.00%

Fisher, TEXAS

Census Tract	2021		2022		Change in Tract Income Class from 2021 through 2022
	Tract Income Class	Minority Tract	Tract Income Class	Minority Tract	
48151950300	UPPER	NO	MIDDLE	NO	UPPER to MIDDLE
48151950400	MIDDLE	NO	MIDDLE	NO	No Change

Floyd, TEXAS

Census Tract	2021		2022		Change in Tract Income Class from 2021 through 2022
	Tract Income Class	Minority Tract	Tract Income Class	Minority Tract	
48153950500	MIDDLE	YES	MIDDLE	YES	No Change
48153950600	MIDDLE	YES	MIDDLE	YES	No Change



Floyd, TEXAS

Census Tract	2021		2022		Change in Tract Income Class from 2021 through 2022
	Tract Income Class	Minority Tract	Tract Income Class	Minority Tract	

Summary Data: Floyd	2021	2022
Number of Census Tracts	2	2
Number of Minority Tracts	2	2
Percentage of Minority Tracts	100.00%	100.00%
Number of Low Income Tracts	0	0
Percentage of Low Income Tracts	0.00%	0.00%
Number of Moderate Income Tracts	0	0
Percentage of Moderate Income Tracts	0.00%	0.00%
Number of Middle Income Tracts	2	2
Percentage of Middle Income Tracts	100.00%	100.00%
Number of Upper Income Tracts	0	0
Percentage of Upper Income Tracts	0.00%	0.00%
Number of NA Income Tracts	0	0
Percentage of NA Income Tracts	0.00%	0.00%

Foard, TEXAS

Census Tract	2021		2022		Change in Tract Income Class from 2021 through 2022
	Tract Income Class	Minority Tract	Tract Income Class	Minority Tract	

Summary Data: Foard	2021	2022
Number of Census Tracts	1	1
Number of Minority Tracts	0	0
Percentage of Minority Tracts	0.00%	0.00%
Number of Low Income Tracts	0	0
Percentage of Low Income Tracts	0.00%	0.00%
Number of Moderate Income Tracts	0	0
Percentage of Moderate Income Tracts	0.00%	0.00%
Number of Middle Income Tracts	1	1
Percentage of Middle Income Tracts	100.00%	100.00%
Number of Upper Income Tracts	0	0
Percentage of Upper Income Tracts	0.00%	0.00%
Number of NA Income Tracts	0	0
Percentage of NA Income Tracts	0.00%	0.00%

Foard, TEXAS

Census Tract	2021		2022		Change in Tract Income Class from 2021 through 2022
	Tract Income Class	Minority Tract	Tract Income Class	Minority Tract	
48155950100	MIDDLE	NO	MIDDLE	NO	No Change

Fort Bend, TEXAS

Census Tract	2021		2022		Change in Tract Income Class from 2021 through 2022
	Tract Income Class	Minority Tract	Tract Income Class	Minority Tract	
48157670101	MODERATE	YES	MODERATE	YES	No Change
48157670102	MIDDLE	YES	MODERATE	YES	MIDDLE to MODERATE
48157670200	MODERATE	YES			Not Applicable



Fort Bend, TEXAS

Census Tract	2021		2022		Change in Tract Income Class from 2021 through 2022
	Tract Income Class	Minority Tract	Tract Income Class	Minority Tract	
48157670201			MIDDLE	YES	Not Applicable
48157670202			MODERATE	YES	Not Applicable
48157670300	MIDDLE	YES	MODERATE	YES	MIDDLE to MODERATE
48157670400	MODERATE	YES	MIDDLE	YES	MODERATE to MIDDLE
48157670500	MIDDLE	YES	MODERATE	YES	MIDDLE to MODERATE
48157670601	MIDDLE	YES			Not Applicable
48157670602	MIDDLE	YES	MODERATE	YES	MIDDLE to MODERATE
48157670603			MIDDLE	YES	Not Applicable
48157670604			MIDDLE	YES	Not Applicable
48157670700	UPPER	YES	UPPER	YES	No Change
48157670800	MIDDLE	YES			Not Applicable
48157670801			MIDDLE	YES	Not Applicable
48157670802			MODERATE	YES	Not Applicable
48157670803			MIDDLE	YES	Not Applicable
48157670804			MIDDLE	YES	Not Applicable
48157670901	UPPER	YES			Not Applicable
48157670902	MIDDLE	YES	UPPER	YES	MIDDLE to UPPER
48157670903			UPPER	YES	Not Applicable
48157670904			UPPER	YES	Not Applicable
48157671001	UPPER	NO	MIDDLE	YES	UPPER to MIDDLE
48157671002	MIDDLE	YES	MIDDLE	YES	No Change
48157671100	MIDDLE	YES			Not Applicable
48157671101			MIDDLE	YES	Not Applicable
48157671102			MODERATE	YES	Not Applicable
48157671200	MIDDLE	YES	MODERATE	YES	MIDDLE to MODERATE
48157671300	MODERATE	YES	MODERATE	YES	No Change
48157671400	MIDDLE	YES			Not Applicable

Fort Bend, TEXAS

Census Tract	2021		2022		Change in Tract Income Class from 2021 through 2022
	Tract Income Class	Minority Tract	Tract Income Class	Minority Tract	
48157671401			MODERATE	YES	Not Applicable
48157671402			MODERATE	YES	Not Applicable
48157671501	UPPER	YES	UPPER	YES	No Change
48157671502	UPPER	YES	UPPER	YES	No Change
48157671601	UPPER	YES	MIDDLE	YES	UPPER to MIDDLE
48157671602	UPPER	NO	UPPER	YES	No Change
48157671700	UPPER	NO	UPPER	NO	No Change
48157671800	MIDDLE	YES	MIDDLE	YES	No Change
48157671900	UPPER	NO	MIDDLE	YES	UPPER to MIDDLE
48157672001	MIDDLE	YES			Not Applicable
48157672002	MIDDLE	YES	MIDDLE	YES	No Change
48157672003			UPPER	YES	Not Applicable
48157672004			MIDDLE	YES	Not Applicable
48157672100	UPPER	NO	UPPER	NO	No Change
48157672200	MIDDLE	NO			Not Applicable
48157672201			UPPER	YES	Not Applicable
48157672202			UPPER	NO	Not Applicable
48157672301	MIDDLE	YES			Not Applicable
48157672302	UPPER	YES			Not Applicable
48157672303			MIDDLE	YES	Not Applicable
48157672304			MIDDLE	YES	Not Applicable
48157672305			UPPER	YES	Not Applicable
48157672306			UPPER	NO	Not Applicable
48157672400	MIDDLE	YES			Not Applicable
48157672401			UPPER	YES	Not Applicable
48157672402			MIDDLE	YES	Not Applicable
48157672500	MIDDLE	YES	MODERATE	YES	MIDDLE to MODERATE



Fort Bend, TEXAS

Census Tract	2021		2022		Change in Tract Income Class from 2021 through 2022
	Tract Income Class	Minority Tract	Tract Income Class	Minority Tract	
48157672601	MODERATE	YES			Not Applicable
48157672602	MIDDLE	YES	MIDDLE	YES	No Change
48157672603			MODERATE	YES	Not Applicable
48157672604			MIDDLE	YES	Not Applicable
48157672701	MIDDLE	YES	MODERATE	YES	MIDDLE to MODERATE
48157672702	MIDDLE	YES	MIDDLE	YES	No Change
48157672703			MIDDLE	YES	Not Applicable
48157672800	UPPER	YES			Not Applicable
48157672801			UPPER	YES	Not Applicable
48157672802			MIDDLE	YES	Not Applicable
48157672900	UPPER	YES			Not Applicable
48157672901			UPPER	YES	Not Applicable
48157672902			UPPER	YES	Not Applicable
48157672903			UPPER	YES	Not Applicable
48157672904			MODERATE	YES	Not Applicable
48157672905			MIDDLE	YES	Not Applicable
48157672906			UPPER	YES	Not Applicable
48157672907			MIDDLE	YES	Not Applicable
48157673001	UPPER	NO			Not Applicable
48157673002	UPPER	YES			Not Applicable
48157673003	UPPER	NO			Not Applicable
48157673004			UPPER	NO	Not Applicable
48157673005			UPPER	NO	Not Applicable
48157673006			UPPER	YES	Not Applicable
48157673007			UPPER	YES	Not Applicable
48157673008			UPPER	NO	Not Applicable
48157673009			UPPER	YES	Not Applicable

Fort Bend, TEXAS

Census Tract	2021		2022		Change in Tract Income Class from 2021 through 2022
	Tract Income Class	Minority Tract	Tract Income Class	Minority Tract	
48157673010			UPPER	YES	Not Applicable
48157673101	UPPER	NO			Not Applicable
48157673102	UPPER	NO			Not Applicable
48157673103			UPPER	NO	Not Applicable
48157673104			UPPER	YES	Not Applicable
48157673105			UPPER	YES	Not Applicable
48157673106			UPPER	NO	Not Applicable
48157673107			UPPER	YES	Not Applicable
48157673108			UPPER	YES	Not Applicable
48157673109			UPPER	YES	Not Applicable
48157673110			UPPER	YES	Not Applicable
48157673111			UPPER	YES	Not Applicable
48157673112			UPPER	YES	Not Applicable
48157673113			UPPER	YES	Not Applicable
48157673200	UPPER	NO			Not Applicable
48157673201			UPPER	NO	Not Applicable
48157673202			UPPER	YES	Not Applicable
48157673300	UPPER	NO	UPPER	NO	No Change
48157673400	UPPER	NO			Not Applicable
48157673401			UPPER	YES	Not Applicable
48157673402			UPPER	YES	Not Applicable
48157673403			UPPER	YES	Not Applicable
48157673404			UPPER	NO	Not Applicable
48157673500	UPPER	NO			Not Applicable
48157673501			MIDDLE	YES	Not Applicable
48157673502			UPPER	NO	Not Applicable
48157673600	UPPER	NO	UPPER	NO	No Change



Fort Bend, TEXAS

Census Tract	2021		2022		Change in Tract Income Class from 2021 through 2022
	Tract Income Class	Minority Tract	Tract Income Class	Minority Tract	
48157673700	NA	YES	NA	YES	No Change
48157673800	UPPER	YES			Not Applicable
48157673801			UPPER	YES	Not Applicable
48157673802			UPPER	YES	Not Applicable
48157673901	UPPER	YES			Not Applicable
48157673902	UPPER	YES	UPPER	YES	No Change
48157673903			UPPER	YES	Not Applicable
48157673904			UPPER	YES	Not Applicable
48157674000	UPPER	YES			Not Applicable
48157674001			UPPER	YES	Not Applicable
48157674002			MIDDLE	YES	Not Applicable
48157674100	UPPER	NO	UPPER	YES	No Change
48157674200	UPPER	NO	UPPER	YES	No Change
48157674300	UPPER	YES			Not Applicable
48157674301			UPPER	YES	Not Applicable
48157674302			UPPER	YES	Not Applicable
48157674400	UPPER	YES			Not Applicable
48157674401			UPPER	YES	Not Applicable
48157674402			UPPER	YES	Not Applicable
48157674403			UPPER	YES	Not Applicable
48157674404			UPPER	YES	Not Applicable
48157674501	UPPER	YES			Not Applicable
48157674502	UPPER	NO			Not Applicable
48157674503			UPPER	YES	Not Applicable
48157674504			UPPER	YES	Not Applicable
48157674505			UPPER	YES	Not Applicable
48157674506			MIDDLE	YES	Not Applicable

Fort Bend, TEXAS

Census Tract	2021		2022		Change in Tract Income Class from 2021 through 2022
	Tract Income Class	Minority Tract	Tract Income Class	Minority Tract	
48157674507			UPPER	YES	Not Applicable
48157674508			UPPER	YES	Not Applicable
48157674601	UPPER	NO	UPPER	NO	No Change
48157674602	UPPER	NO	UPPER	NO	No Change
48157674603	MIDDLE	NO	UPPER	YES	MIDDLE to UPPER
48157674604	UPPER	YES	UPPER	YES	No Change
48157674700	UPPER	YES			Not Applicable
48157674701			UPPER	YES	Not Applicable
48157674702			UPPER	YES	Not Applicable
48157674800	LOW	YES	MODERATE	YES	LOW to MODERATE
48157674900	LOW	YES	MODERATE	YES	LOW to MODERATE
48157675000	MODERATE	YES	LOW	YES	MODERATE to LOW
48157675100	MIDDLE	YES			Not Applicable
48157675101			MODERATE	YES	Not Applicable
48157675102			MODERATE	YES	Not Applicable
48157675200	MODERATE	YES	MODERATE	YES	No Change
48157675300	MODERATE	YES	MODERATE	YES	No Change
48157675400	MODERATE	YES			Not Applicable
48157675401			MIDDLE	YES	Not Applicable
48157675402			MODERATE	YES	Not Applicable
48157675500	UPPER	YES			Not Applicable
48157675501			MIDDLE	YES	Not Applicable
48157675502			MIDDLE	YES	Not Applicable
48157675503			UPPER	YES	Not Applicable
48157675600	MIDDLE	NO	MIDDLE	NO	No Change
48157675700	MIDDLE	NO			Not Applicable
48157675701			MIDDLE	NO	Not Applicable



Fort Bend, TEXAS

Census Tract	2021		2022		Change in Tract Income Class from 2021 through 2022
	Tract Income Class	Minority Tract	Tract Income Class	Minority Tract	
48157675702			MIDDLE	NO	Not Applicable
48157675800	MIDDLE	YES	MODERATE	YES	MIDDLE to MODERATE

Summary Data: Fort Bend	2021	2022
Number of Census Tracts	76	133
Number of Minority Tracts	53	114
Percentage of Minority Tracts	69.74%	85.71%
Number of Low Income Tracts	2	1
Percentage of Low Income Tracts	2.63%	0.75%
Number of Moderate Income Tracts	9	24
Percentage of Moderate Income Tracts	11.84%	18.05%
Number of Middle Income Tracts	26	34
Percentage of Middle Income Tracts	34.21%	25.56%
Number of Upper Income Tracts	38	73
Percentage of Upper Income Tracts	50.00%	54.89%
Number of NA Income Tracts	1	1
Percentage of NA Income Tracts	1.32%	0.75%

Franklin, TEXAS

Census Tract	2021		2022		Change in Tract Income Class from 2021 through 2022
	Tract Income Class	Minority Tract	Tract Income Class	Minority Tract	
48159950100	UPPER	NO			Not Applicable

Franklin, TEXAS

Census Tract	2021		2022		Change in Tract Income Class from 2021 through 2022
	Tract Income Class	Minority Tract	Tract Income Class	Minority Tract	
48159950101			MIDDLE	NO	Not Applicable
48159950102			UPPER	NO	Not Applicable
48159950200	MIDDLE	NO	MIDDLE	NO	No Change
48159950300	MODERATE	NO	MIDDLE	NO	MODERATE to MIDDLE

Summary Data: Franklin	2021	2022
Number of Census Tracts	3	4
Number of Minority Tracts	0	0
Percentage of Minority Tracts	0.00%	0.00%
Number of Low Income Tracts	0	0
Percentage of Low Income Tracts	0.00%	0.00%
Number of Moderate Income Tracts	1	0
Percentage of Moderate Income Tracts	33.33%	0.00%
Number of Middle Income Tracts	1	3
Percentage of Middle Income Tracts	33.33%	75.00%
Number of Upper Income Tracts	1	1
Percentage of Upper Income Tracts	33.33%	25.00%
Number of NA Income Tracts	0	0
Percentage of NA Income Tracts	0.00%	0.00%



Freestone, TEXAS

Census Tract	2021		2022		Change in Tract Income Class from 2021 through 2022
	Tract Income Class	Minority Tract	Tract Income Class	Minority Tract	
48161000100	MIDDLE	NO			Not Applicable
48161000101			UPPER	NO	Not Applicable
48161000102			UPPER	NO	Not Applicable
48161000200	UPPER	NO	UPPER	NO	No Change
48161000300	MIDDLE	YES	MODERATE	YES	MIDDLE to MODERATE
48161000400	MIDDLE	NO	MIDDLE	NO	No Change
48161000600	MIDDLE	NO	MODERATE	NO	MIDDLE to MODERATE
48161000700	MIDDLE	NO	MIDDLE	NO	No Change
48161000900	MIDDLE	NO	MIDDLE	NO	No Change

Freestone, TEXAS

Census Tract	2021		2022		Change in Tract Income Class from 2021 through 2022
	Tract Income Class	Minority Tract	Tract Income Class	Minority Tract	

Summary Data: Freestone	2021	2022
Number of Census Tracts	7	8
Number of Minority Tracts	1	1
Percentage of Minority Tracts	14.29%	12.50%
Number of Low Income Tracts	0	0
Percentage of Low Income Tracts	0.00%	0.00%
Number of Moderate Income Tracts	0	2
Percentage of Moderate Income Tracts	0.00%	25.00%
Number of Middle Income Tracts	6	3
Percentage of Middle Income Tracts	85.71%	37.50%
Number of Upper Income Tracts	1	3
Percentage of Upper Income Tracts	14.29%	37.50%
Number of NA Income Tracts	0	0
Percentage of NA Income Tracts	0.00%	0.00%

Frio, TEXAS

Census Tract	2021		2022		Change in Tract Income Class from 2021 through 2022
	Tract Income Class	Minority Tract	Tract Income Class	Minority Tract	
48163950100	MIDDLE	YES			Not Applicable
48163950101			MIDDLE	YES	Not Applicable
48163950102			MIDDLE	YES	Not Applicable



Frio, TEXAS

Census Tract	2021		2022		Change in Tract Income Class from 2021 through 2022
	Tract Income Class	Minority Tract	Tract Income Class	Minority Tract	
48163950200	MODERATE	YES			Not Applicable
48163950201			MODERATE	YES	Not Applicable
48163950202			MIDDLE	YES	Not Applicable
48163950300	MODERATE	YES			Not Applicable
48163950301			MIDDLE	YES	Not Applicable
48163950302			MIDDLE	YES	Not Applicable

Summary Data: Frio	2021	2022
Number of Census Tracts	3	6
Number of Minority Tracts	3	6
Percentage of Minority Tracts	100.00%	100.00%
Number of Low Income Tracts	0	0
Percentage of Low Income Tracts	0.00%	0.00%
Number of Moderate Income Tracts	2	1
Percentage of Moderate Income Tracts	66.67%	16.67%
Number of Middle Income Tracts	1	5
Percentage of Middle Income Tracts	33.33%	83.33%
Number of Upper Income Tracts	0	0
Percentage of Upper Income Tracts	0.00%	0.00%
Number of NA Income Tracts	0	0
Percentage of NA Income Tracts	0.00%	0.00%

Gaines, TEXAS

Census Tract	2021		2022		Change in Tract Income Class from 2021 through 2022
	Tract Income Class	Minority Tract	Tract Income Class	Minority Tract	
48165950100	MIDDLE	YES	MIDDLE	YES	No Change
48165950200	UPPER	NO			Not Applicable
48165950201			UPPER	NO	Not Applicable
48165950202			MIDDLE	NO	Not Applicable
48165950300	MIDDLE	YES	UPPER	YES	MIDDLE to UPPER

Summary Data: Gaines	2021	2022
Number of Census Tracts	3	4
Number of Minority Tracts	2	2
Percentage of Minority Tracts	66.67%	50.00%
Number of Low Income Tracts	0	0
Percentage of Low Income Tracts	0.00%	0.00%
Number of Moderate Income Tracts	0	0
Percentage of Moderate Income Tracts	0.00%	0.00%
Number of Middle Income Tracts	2	2
Percentage of Middle Income Tracts	66.67%	50.00%
Number of Upper Income Tracts	1	2
Percentage of Upper Income Tracts	33.33%	50.00%
Number of NA Income Tracts	0	0
Percentage of NA Income Tracts	0.00%	0.00%



Galveston, TEXAS

Census Tract	2021		2022		Change in Tract Income Class from 2021 through 2022
	Tract Income Class	Minority Tract	Tract Income Class	Minority Tract	
48167720100	UPPER	NO	UPPER	NO	No Change
48167720200	UPPER	NO	UPPER	NO	No Change
48167720301	UPPER	NO	UPPER	NO	No Change
48167720302	UPPER	NO	UPPER	NO	No Change
48167720400	UPPER	NO	UPPER	NO	No Change
48167720501	UPPER	NO	UPPER	NO	No Change
48167720502	UPPER	NO			Not Applicable
48167720503	UPPER	NO			Not Applicable
48167720504			UPPER	NO	Not Applicable
48167720505			UPPER	NO	Not Applicable
48167720506			UPPER	NO	Not Applicable
48167720507			UPPER	NO	Not Applicable
48167720508			MIDDLE	NO	Not Applicable
48167720509			MIDDLE	NO	Not Applicable
48167720510			UPPER	NO	Not Applicable
48167720511			UPPER	NO	Not Applicable
48167720512			UPPER	NO	Not Applicable
48167720600	UPPER	NO			Not Applicable
48167720601			UPPER	NO	Not Applicable
48167720602			UPPER	NO	Not Applicable
48167720603			UPPER	NO	Not Applicable
48167720604			UPPER	NO	Not Applicable
48167720605			UPPER	NO	Not Applicable
48167720700	UPPER	NO			Not Applicable
48167720701			UPPER	NO	Not Applicable
48167720702			UPPER	NO	Not Applicable
48167720703			UPPER	NO	Not Applicable

Galveston, TEXAS

Census Tract	2021		2022		Change in Tract Income Class from 2021 through 2022
	Tract Income Class	Minority Tract	Tract Income Class	Minority Tract	
48167720800	MIDDLE	YES	MIDDLE	YES	No Change
48167720900	MIDDLE	YES	MIDDLE	YES	No Change
48167721000	MIDDLE	NO	MIDDLE	NO	No Change
48167721100	MIDDLE	YES			Not Applicable
48167721101			UPPER	YES	Not Applicable
48167721102			MODERATE	YES	Not Applicable
48167721103			MIDDLE	YES	Not Applicable
48167721201	UPPER	NO			Not Applicable
48167721202	UPPER	NO			Not Applicable
48167721203			MIDDLE	NO	Not Applicable
48167721204			UPPER	NO	Not Applicable
48167721205			MIDDLE	NO	Not Applicable
48167721206			UPPER	NO	Not Applicable
48167721207			UPPER	NO	Not Applicable
48167721208			UPPER	NO	Not Applicable
48167721209			UPPER	YES	Not Applicable
48167721210			UPPER	NO	Not Applicable
48167721211			UPPER	NO	Not Applicable
48167721300	MIDDLE	NO			Not Applicable
48167721301			MIDDLE	NO	Not Applicable
48167721302			UPPER	NO	Not Applicable
48167721400	UPPER	NO			Not Applicable
48167721401			UPPER	NO	Not Applicable
48167721402			LOW	NO	Not Applicable
48167721403			UPPER	NO	Not Applicable
48167721500	UPPER	NO			Not Applicable
48167721501			UPPER	NO	Not Applicable



Galveston, TEXAS

Census Tract	2021		2022		Change in Tract Income Class from 2021 through 2022
	Tract Income Class	Minority Tract	Tract Income Class	Minority Tract	
48167721502			UPPER	NO	Not Applicable
48167721503			UPPER	NO	Not Applicable
48167721600	MODERATE	NO	MODERATE	NO	No Change
48167721700	MODERATE	NO			Not Applicable
48167721701			LOW	YES	Not Applicable
48167721702			MODERATE	YES	Not Applicable
48167721703			MIDDLE	NO	Not Applicable
48167721800	MODERATE	NO	MIDDLE	NO	MODERATE to MIDDLE
48167721900	MIDDLE	YES			Not Applicable
48167721901			MODERATE	YES	Not Applicable
48167721902			MODERATE	YES	Not Applicable
48167722001	MIDDLE	NO	MIDDLE	NO	No Change
48167722002	MODERATE	YES	MIDDLE	YES	MODERATE to MIDDLE
48167722100	MIDDLE	NO	MIDDLE	NO	No Change
48167722200	LOW	YES	LOW	YES	No Change
48167722300	LOW	YES	MODERATE	YES	LOW to MODERATE
48167722600	MODERATE	YES	MODERATE	YES	No Change
48167722700	MODERATE	YES	MODERATE	YES	No Change
48167722800	MODERATE	YES	MODERATE	YES	No Change
48167722900	MODERATE	YES	MODERATE	YES	No Change
48167723000	MODERATE	YES	MODERATE	YES	No Change
48167723100	MIDDLE	YES	MIDDLE	YES	No Change
48167723200	MODERATE	YES	MIDDLE	YES	MODERATE to MIDDLE
48167723300	UPPER	NO	MIDDLE	NO	UPPER to MIDDLE
48167723400	MIDDLE	NO			Not Applicable
48167723401			MIDDLE	NO	Not Applicable
48167723402			UPPER	NO	Not Applicable

Galveston, TEXAS

Census Tract	2021		2022		Change in Tract Income Class from 2021 through 2022
	Tract Income Class	Minority Tract	Tract Income Class	Minority Tract	
48167723403			MIDDLE	NO	Not Applicable
48167723501	UPPER	NO	MIDDLE	NO	UPPER to MIDDLE
48167723502	MIDDLE	NO			Not Applicable
48167723503			MODERATE	NO	Not Applicable
48167723504			MIDDLE	NO	Not Applicable
48167723505			UPPER	NO	Not Applicable
48167723600	MIDDLE	NO	MIDDLE	NO	No Change
48167723700	MODERATE	YES	MODERATE	YES	No Change
48167723800	UPPER	NO	UPPER	NO	No Change
48167723900	MIDDLE	NO	MIDDLE	NO	No Change
48167724000	MIDDLE	YES	NA	NO	MIDDLE to NA
48167724101	MODERATE	NO	UPPER	NO	MODERATE to UPPER
48167724200	MIDDLE	NO	MODERATE	YES	MIDDLE to MODERATE
48167724300	MODERATE	YES	MIDDLE	NO	MODERATE to MIDDLE
48167724400	MODERATE	YES	MODERATE	YES	No Change
48167724500	MODERATE	NO	MIDDLE	NO	MODERATE to MIDDLE
48167724600	LOW	YES	LOW	YES	No Change
48167724700	LOW	YES	NA	YES	LOW to NA
48167724800	MODERATE	YES	MIDDLE	YES	MODERATE to MIDDLE
48167724900	MODERATE	YES	MIDDLE	YES	MODERATE to MIDDLE
48167725000	MODERATE	YES	MODERATE	YES	No Change
48167725100	MODERATE	YES	LOW	YES	MODERATE to LOW
48167725200	LOW	YES	MODERATE	YES	LOW to MODERATE
48167725300	MODERATE	YES	MIDDLE	YES	MODERATE to MIDDLE
48167725400	MODERATE	YES	MODERATE	YES	No Change
48167725500	UPPER	NO	UPPER	NO	No Change
48167725600	MODERATE	YES	MODERATE	YES	No Change



Galveston, TEXAS

Census Tract	2021		2022		Change in Tract Income Class from 2021 through 2022
	Tract Income Class	Minority Tract	Tract Income Class	Minority Tract	
48167725700	MIDDLE	NO	UPPER	NO	MIDDLE to UPPER
48167725800	MIDDLE	YES	MIDDLE	YES	No Change
48167725900	MODERATE	NO	UPPER	NO	MODERATE to UPPER
48167726000	UPPER	NO	UPPER	NO	No Change
48167726100	UPPER	NO			Not Applicable
48167726101			UPPER	NO	Not Applicable
48167726102			UPPER	NO	Not Applicable
48167726200	LOW	YES	MODERATE	YES	LOW to MODERATE
48167990000	NA	NO	NA	NO	No Change
48167990100			NA	NO	Not Applicable

Galveston, TEXAS

Census Tract	2021		2022		Change in Tract Income Class from 2021 through 2022
	Tract Income Class	Minority Tract	Tract Income Class	Minority Tract	

Summary Data: Galveston	2021	2022
Number of Census Tracts	67	103
Number of Minority Tracts	30	35
Percentage of Minority Tracts	44.78%	33.98%
Number of Low Income Tracts	6	5
Percentage of Low Income Tracts	8.96%	4.85%
Number of Moderate Income Tracts	23	20
Percentage of Moderate Income Tracts	34.33%	19.42%
Number of Middle Income Tracts	17	29
Percentage of Middle Income Tracts	25.37%	28.16%
Number of Upper Income Tracts	20	45
Percentage of Upper Income Tracts	29.85%	43.69%
Number of NA Income Tracts	1	4
Percentage of NA Income Tracts	1.49%	3.88%

Garza, TEXAS

Census Tract	2021		2022		Change in Tract Income Class from 2021 through 2022
	Tract Income Class	Minority Tract	Tract Income Class	Minority Tract	
48169950100	MIDDLE	YES			Not Applicable
48169950101			UPPER	YES	Not Applicable
48169950102			MIDDLE	NO	Not Applicable



Garza, TEXAS

Census Tract	2021		2022		Change in Tract Income Class from 2021 through 2022
	Tract Income Class	Minority Tract	Tract Income Class	Minority Tract	
48169980000			NA	YES	Not Applicable

Summary Data: Garza	2021	2022
Number of Census Tracts	1	3
Number of Minority Tracts	1	2
Percentage of Minority Tracts	100.00%	66.67%
Number of Low Income Tracts	0	0
Percentage of Low Income Tracts	0.00%	0.00%
Number of Moderate Income Tracts	0	0
Percentage of Moderate Income Tracts	0.00%	0.00%
Number of Middle Income Tracts	1	1
Percentage of Middle Income Tracts	100.00%	33.33%
Number of Upper Income Tracts	0	1
Percentage of Upper Income Tracts	0.00%	33.33%
Number of NA Income Tracts	0	1
Percentage of NA Income Tracts	0.00%	33.33%

Gillespie, TEXAS

Census Tract	2021		2022		Change in Tract Income Class from 2021 through 2022
	Tract Income Class	Minority Tract	Tract Income Class	Minority Tract	
48171950100	UPPER	NO	MIDDLE	NO	UPPER to MIDDLE
48171950200	MIDDLE	NO	UPPER	NO	MIDDLE to UPPER

Gillespie, TEXAS

Census Tract	2021		2022		Change in Tract Income Class from 2021 through 2022
	Tract Income Class	Minority Tract	Tract Income Class	Minority Tract	
48171950300	UPPER	NO			Not Applicable
48171950301			UPPER	NO	Not Applicable
48171950302			UPPER	NO	Not Applicable
48171950400	UPPER	NO			Not Applicable
48171950401			UPPER	NO	Not Applicable
48171950402			MIDDLE	NO	Not Applicable
48171950500	MIDDLE	NO	MIDDLE	NO	No Change

Summary Data: Gillespie	2021	2022
Number of Census Tracts	5	7
Number of Minority Tracts	0	0
Percentage of Minority Tracts	0.00%	0.00%
Number of Low Income Tracts	0	0
Percentage of Low Income Tracts	0.00%	0.00%
Number of Moderate Income Tracts	0	0
Percentage of Moderate Income Tracts	0.00%	0.00%
Number of Middle Income Tracts	2	3
Percentage of Middle Income Tracts	40.00%	42.86%
Number of Upper Income Tracts	3	4
Percentage of Upper Income Tracts	60.00%	57.14%
Number of NA Income Tracts	0	0
Percentage of NA Income Tracts	0.00%	0.00%



Glasscock, TEXAS

Census Tract	2021		2022		Change in Tract Income Class from 2021 through 2022
	Tract Income Class	Minority Tract	Tract Income Class	Minority Tract	
48173950100	UPPER	NO	UPPER	NO	No Change

Summary Data: Glasscock	2021	2022
Number of Census Tracts	1	1
Number of Minority Tracts	0	0
Percentage of Minority Tracts	0.00%	0.00%
Number of Low Income Tracts	0	0
Percentage of Low Income Tracts	0.00%	0.00%
Number of Moderate Income Tracts	0	0
Percentage of Moderate Income Tracts	0.00%	0.00%
Number of Middle Income Tracts	0	0
Percentage of Middle Income Tracts	0.00%	0.00%
Number of Upper Income Tracts	1	1
Percentage of Upper Income Tracts	100.00%	100.00%
Number of NA Income Tracts	0	0
Percentage of NA Income Tracts	0.00%	0.00%

Goliad, TEXAS

Census Tract	2021		2022		Change in Tract Income Class from 2021 through 2022
	Tract Income Class	Minority Tract	Tract Income Class	Minority Tract	
48175960100	MIDDLE	NO	MIDDLE	NO	No Change
48175960200	MIDDLE	NO	MIDDLE	NO	No Change

Goliad, TEXAS

Census Tract	2021		2022		Change in Tract Income Class from 2021 through 2022
	Tract Income Class	Minority Tract	Tract Income Class	Minority Tract	

Summary Data: Goliad	2021	2022
Number of Census Tracts	2	2
Number of Minority Tracts	0	0
Percentage of Minority Tracts	0.00%	0.00%
Number of Low Income Tracts	0	0
Percentage of Low Income Tracts	0.00%	0.00%
Number of Moderate Income Tracts	0	0
Percentage of Moderate Income Tracts	0.00%	0.00%
Number of Middle Income Tracts	2	2
Percentage of Middle Income Tracts	100.00%	100.00%
Number of Upper Income Tracts	0	0
Percentage of Upper Income Tracts	0.00%	0.00%
Number of NA Income Tracts	0	0
Percentage of NA Income Tracts	0.00%	0.00%

Gonzales, TEXAS

Census Tract	2021		2022		Change in Tract Income Class from 2021 through 2022
	Tract Income Class	Minority Tract	Tract Income Class	Minority Tract	
48177000100	MIDDLE	YES	MIDDLE	YES	No Change
48177000200	MIDDLE	NO	MIDDLE	NO	No Change
48177000300	MODERATE	YES	MIDDLE	YES	MODERATE to MIDDLE



Gonzales, TEXAS

Census Tract	2021		2022		Change in Tract Income Class from 2021 through 2022
	Tract Income Class	Minority Tract	Tract Income Class	Minority Tract	
48177000400	MODERATE	YES	MIDDLE	YES	MODERATE to MIDDLE
48177000500	MIDDLE	YES	MIDDLE	YES	No Change
48177000600	MIDDLE	NO	MIDDLE	NO	No Change

Summary Data: Gonzales	2021	2022
Number of Census Tracts	6	6
Number of Minority Tracts	4	4
Percentage of Minority Tracts	66.67%	66.67%
Number of Low Income Tracts	0	0
Percentage of Low Income Tracts	0.00%	0.00%
Number of Moderate Income Tracts	2	0
Percentage of Moderate Income Tracts	33.33%	0.00%
Number of Middle Income Tracts	4	6
Percentage of Middle Income Tracts	66.67%	100.00%
Number of Upper Income Tracts	0	0
Percentage of Upper Income Tracts	0.00%	0.00%
Number of NA Income Tracts	0	0
Percentage of NA Income Tracts	0.00%	0.00%

Gray, TEXAS

Census Tract	2021		2022		Change in Tract Income Class from 2021 through 2022
	Tract Income Class	Minority Tract	Tract Income Class	Minority Tract	

Gray, TEXAS

Census Tract	2021		2022		Change in Tract Income Class from 2021 through 2022
	Tract Income Class	Minority Tract	Tract Income Class	Minority Tract	
48179950100	UPPER	NO	UPPER	NO	No Change
48179950300	UPPER	NO	UPPER	NO	No Change
48179950400	MIDDLE	NO	UPPER	NO	MIDDLE to UPPER
48179950500	MIDDLE	NO	MODERATE	NO	MIDDLE to MODERATE
48179950600	MODERATE	YES	MODERATE	YES	No Change
48179950700	MODERATE	NO	MODERATE	YES	No Change
48179950800	MIDDLE	YES	LOW	YES	MIDDLE to LOW

Summary Data: Gray	2021	2022
Number of Census Tracts	7	7
Number of Minority Tracts	2	3
Percentage of Minority Tracts	28.57%	42.86%
Number of Low Income Tracts	0	1
Percentage of Low Income Tracts	0.00%	14.29%
Number of Moderate Income Tracts	2	3
Percentage of Moderate Income Tracts	28.57%	42.86%
Number of Middle Income Tracts	3	0
Percentage of Middle Income Tracts	42.86%	0.00%
Number of Upper Income Tracts	2	3
Percentage of Upper Income Tracts	28.57%	42.86%
Number of NA Income Tracts	0	0
Percentage of NA Income Tracts	0.00%	0.00%



Grayson, TEXAS

Census Tract	2021		2022		Change in Tract Income Class from 2021 through 2022
	Tract Income Class	Minority Tract	Tract Income Class	Minority Tract	
48181000101	MIDDLE	NO	MIDDLE	NO	No Change
48181000102	MIDDLE	NO	MIDDLE	NO	No Change
48181000200	MODERATE	NO	MODERATE	NO	No Change
48181000302	UPPER	NO	UPPER	NO	No Change
48181000303	MIDDLE	NO			Not Applicable
48181000304	MIDDLE	NO	MIDDLE	NO	No Change
48181000305			UPPER	NO	Not Applicable
48181000306			MODERATE	NO	Not Applicable
48181000400	MODERATE	NO	MIDDLE	NO	MODERATE to MIDDLE
48181000501	MODERATE	NO	MODERATE	NO	No Change
48181000502	MODERATE	NO	MIDDLE	NO	MODERATE to MIDDLE
48181000600	MIDDLE	NO	MIDDLE	NO	No Change
48181000700	MODERATE	NO	MODERATE	NO	No Change
48181000800	MIDDLE	NO	MIDDLE	NO	No Change
48181000901	UPPER	NO	UPPER	NO	No Change
48181000902	MIDDLE	NO			Not Applicable
48181000903			MODERATE	NO	Not Applicable
48181000904			MIDDLE	NO	Not Applicable
48181001101	UPPER	NO	MIDDLE	NO	UPPER to MIDDLE
48181001102	MIDDLE	NO			Not Applicable
48181001103			MIDDLE	NO	Not Applicable
48181001104			MIDDLE	NO	Not Applicable
48181001200	MIDDLE	NO	MIDDLE	NO	No Change
48181001300	MIDDLE	NO	MIDDLE	NO	No Change
48181001400	MODERATE	NO	MODERATE	YES	No Change
48181001500	MODERATE	YES	MODERATE	YES	No Change
48181001700	MIDDLE	NO	MODERATE	NO	MIDDLE to MODERATE

Grayson, TEXAS

Census Tract	2021		2022		Change in Tract Income Class from 2021 through 2022
	Tract Income Class	Minority Tract	Tract Income Class	Minority Tract	
48181001801	MIDDLE	NO	MIDDLE	NO	No Change
48181001802	UPPER	NO	UPPER	NO	No Change
48181001803	UPPER	NO	UPPER	NO	No Change
48181001900	UPPER	NO			Not Applicable
48181001901			UPPER	NO	Not Applicable
48181001902			MIDDLE	NO	Not Applicable
48181002000	MODERATE	YES	LOW	YES	MODERATE to LOW

Summary Data: Grayson	2021	2022
Number of Census Tracts	26	30
Number of Minority Tracts	2	3
Percentage of Minority Tracts	7.69%	10.00%
Number of Low Income Tracts	0	1
Percentage of Low Income Tracts	0.00%	3.33%
Number of Moderate Income Tracts	8	8
Percentage of Moderate Income Tracts	30.77%	26.67%
Number of Middle Income Tracts	12	15
Percentage of Middle Income Tracts	46.15%	50.00%
Number of Upper Income Tracts	6	6
Percentage of Upper Income Tracts	23.08%	20.00%
Number of NA Income Tracts	0	0
Percentage of NA Income Tracts	0.00%	0.00%



Gregg, TEXAS					
Census Tract	2021		2022		Change in Tract Income Class from 2021 through 2022
	Tract Income Class	Minority Tract	Tract Income Class	Minority Tract	
48183000200	MIDDLE	NO			Not Applicable
48183000201			MODERATE	NO	Not Applicable
48183000202			UPPER	NO	Not Applicable
48183000300	MIDDLE	NO	MIDDLE	NO	No Change
48183000401	MIDDLE	NO	MIDDLE	NO	No Change
48183000402	UPPER	NO	MIDDLE	NO	UPPER to MIDDLE
48183000501	UPPER	NO	UPPER	NO	No Change
48183000502	MIDDLE	NO	MIDDLE	NO	No Change
48183000600	UPPER	NO			Not Applicable
48183000601			UPPER	NO	Not Applicable
48183000602			MODERATE	NO	Not Applicable
48183000700	MIDDLE	NO	MIDDLE	NO	No Change
48183000800	MIDDLE	YES	MIDDLE	YES	No Change
48183000900	MIDDLE	YES	MODERATE	YES	MIDDLE to MODERATE
48183001000	MODERATE	YES	MODERATE	YES	No Change
48183001100	LOW	YES	MIDDLE	YES	LOW to MIDDLE
48183001200	MODERATE	YES	MODERATE	YES	No Change
48183001300	MODERATE	YES	MODERATE	YES	No Change
48183001400	MODERATE	YES	MODERATE	YES	No Change
48183001500	MODERATE	YES	MIDDLE	YES	MODERATE to MIDDLE
48183010100	UPPER	NO	UPPER	NO	No Change
48183010200	MIDDLE	NO			Not Applicable
48183010201			MODERATE	NO	Not Applicable
48183010202			MODERATE	NO	Not Applicable
48183010301	MIDDLE	NO	MIDDLE	NO	No Change
48183010302	MIDDLE	NO	MIDDLE	NO	No Change
48183010400	MIDDLE	NO			Not Applicable

Gregg, TEXAS					
Census Tract	2021		2022		Change in Tract Income Class from 2021 through 2022
	Tract Income Class	Minority Tract	Tract Income Class	Minority Tract	
48183010401			MIDDLE	NO	Not Applicable
48183010402			UPPER	NO	Not Applicable
48183010500	MIDDLE	NO			Not Applicable
48183010501			MIDDLE	YES	Not Applicable
48183010502			UPPER	YES	Not Applicable
48183010600	UPPER	NO	MIDDLE	NO	UPPER to MIDDLE
48183010700	MIDDLE	YES	MODERATE	YES	MIDDLE to MODERATE
48183980000	NA	NO	NA	NO	No Change



Gregg, TEXAS

Census Tract	2021		2022		Change in Tract Income Class from 2021 through 2022
	Tract Income Class	Minority Tract	Tract Income Class	Minority Tract	

Summary Data: Gregg	2021	2022
Number of Census Tracts	25	30
Number of Minority Tracts	9	11
Percentage of Minority Tracts	36.00%	36.67%
Number of Low Income Tracts	1	0
Percentage of Low Income Tracts	4.00%	0.00%
Number of Moderate Income Tracts	5	10
Percentage of Moderate Income Tracts	20.00%	33.33%
Number of Middle Income Tracts	13	13
Percentage of Middle Income Tracts	52.00%	43.33%
Number of Upper Income Tracts	5	6
Percentage of Upper Income Tracts	20.00%	20.00%
Number of NA Income Tracts	1	1
Percentage of NA Income Tracts	4.00%	3.33%

Grimes, TEXAS

Census Tract	2021		2022		Change in Tract Income Class from 2021 through 2022
	Tract Income Class	Minority Tract	Tract Income Class	Minority Tract	
48185180101	MIDDLE	YES	MIDDLE	YES	No Change
48185180102	MIDDLE	NO	MIDDLE	NO	No Change
48185180200	MIDDLE	NO			Not Applicable

Grimes, TEXAS

Census Tract	2021		2022		Change in Tract Income Class from 2021 through 2022
	Tract Income Class	Minority Tract	Tract Income Class	Minority Tract	
48185180201			MODERATE	YES	Not Applicable
48185180202			UPPER	NO	Not Applicable
48185180301	UPPER	NO			Not Applicable
48185180302	MIDDLE	NO	MIDDLE	NO	No Change
48185180303			UPPER	NO	Not Applicable
48185180304			UPPER	NO	Not Applicable
48185180400	LOW	YES	MIDDLE	YES	LOW to MIDDLE

Summary Data: Grimes	2021	2022
Number of Census Tracts	6	8
Number of Minority Tracts	2	3
Percentage of Minority Tracts	33.33%	37.50%
Number of Low Income Tracts	1	0
Percentage of Low Income Tracts	16.67%	0.00%
Number of Moderate Income Tracts	0	1
Percentage of Moderate Income Tracts	0.00%	12.50%
Number of Middle Income Tracts	4	4
Percentage of Middle Income Tracts	66.67%	50.00%
Number of Upper Income Tracts	1	3
Percentage of Upper Income Tracts	16.67%	37.50%
Number of NA Income Tracts	0	0
Percentage of NA Income Tracts	0.00%	0.00%



Guadalupe, TEXAS

Census Tract	2021		2022		Change in Tract Income Class from 2021 through 2022
	Tract Income Class	Minority Tract	Tract Income Class	Minority Tract	
48187210100	MODERATE	YES	MIDDLE	YES	MODERATE to MIDDLE
48187210200	MODERATE	YES	LOW	YES	MODERATE to LOW
48187210300	LOW	YES	MODERATE	YES	LOW to MODERATE
48187210400	MIDDLE	YES	MIDDLE	YES	No Change
48187210504	MIDDLE	NO			Not Applicable
48187210505	MODERATE	YES	MODERATE	YES	No Change
48187210506	MIDDLE	NO	MIDDLE	NO	No Change
48187210507	UPPER	NO			Not Applicable
48187210508	MIDDLE	NO	MIDDLE	NO	No Change
48187210509			MIDDLE	NO	Not Applicable
48187210510			NA	NO	Not Applicable
48187210511			MIDDLE	NO	Not Applicable
48187210512			MIDDLE	NO	Not Applicable
48187210513			MIDDLE	NO	Not Applicable
48187210603	MIDDLE	NO	MIDDLE	NO	No Change
48187210604	UPPER	NO			Not Applicable
48187210606	MIDDLE	NO	UPPER	NO	MIDDLE to UPPER
48187210607	UPPER	NO			Not Applicable
48187210608	MIDDLE	YES	UPPER	YES	MIDDLE to UPPER
48187210609			UPPER	NO	Not Applicable
48187210610			MIDDLE	NO	Not Applicable
48187210611			MIDDLE	NO	Not Applicable
48187210612			UPPER	YES	Not Applicable
48187210613			MIDDLE	YES	Not Applicable
48187210614			UPPER	YES	Not Applicable
48187210705	MIDDLE	NO	MIDDLE	YES	No Change
48187210706	MIDDLE	NO	MIDDLE	YES	No Change

Guadalupe, TEXAS

Census Tract	2021		2022		Change in Tract Income Class from 2021 through 2022
	Tract Income Class	Minority Tract	Tract Income Class	Minority Tract	
48187210707	UPPER	NO	UPPER	YES	No Change
48187210708	UPPER	NO			Not Applicable
48187210709	UPPER	NO	UPPER	NO	No Change
48187210710	UPPER	NO	UPPER	NO	No Change
48187210711	UPPER	YES	UPPER	YES	No Change
48187210712	UPPER	NO	UPPER	NO	No Change
48187210713	UPPER	YES	UPPER	YES	No Change
48187210714	UPPER	YES			Not Applicable
48187210715			UPPER	NO	Not Applicable
48187210716			UPPER	NO	Not Applicable
48187210717			UPPER	YES	Not Applicable
48187210718			MIDDLE	YES	Not Applicable
48187210801	UPPER	NO			Not Applicable
48187210803	UPPER	NO	UPPER	NO	No Change
48187210804	MIDDLE	NO	MIDDLE	NO	No Change
48187210805			MIDDLE	NO	Not Applicable
48187210806			MIDDLE	YES	Not Applicable
48187210901	MIDDLE	NO			Not Applicable
48187210902	MIDDLE	NO	MIDDLE	NO	No Change
48187210903			MIDDLE	NO	Not Applicable
48187210904			MIDDLE	YES	Not Applicable
48187210905			MIDDLE	NO	Not Applicable



Guadalupe, TEXAS

Census Tract	2021		2022		Change in Tract Income Class from 2021 through 2022
	Tract Income Class	Minority Tract	Tract Income Class	Minority Tract	

Summary Data: Guadalupe	2021	2022
Number of Census Tracts	29	41
Number of Minority Tracts	9	18
Percentage of Minority Tracts	31.03%	43.90%
Number of Low Income Tracts	1	1
Percentage of Low Income Tracts	3.45%	2.44%
Number of Moderate Income Tracts	3	2
Percentage of Moderate Income Tracts	10.34%	4.88%
Number of Middle Income Tracts	12	22
Percentage of Middle Income Tracts	41.38%	53.66%
Number of Upper Income Tracts	13	15
Percentage of Upper Income Tracts	44.83%	36.59%
Number of NA Income Tracts	0	1
Percentage of NA Income Tracts	0.00%	2.44%

Hale, TEXAS

Census Tract	2021		2022		Change in Tract Income Class from 2021 through 2022
	Tract Income Class	Minority Tract	Tract Income Class	Minority Tract	
48189950100	MODERATE	YES	MIDDLE	YES	MODERATE to MIDDLE
48189950200	MODERATE	YES	MODERATE	YES	No Change
48189950300	UPPER	NO	UPPER	YES	No Change

Hale, TEXAS

Census Tract	2021		2022		Change in Tract Income Class from 2021 through 2022
	Tract Income Class	Minority Tract	Tract Income Class	Minority Tract	
48189950400	MIDDLE	YES	MIDDLE	YES	No Change
48189950500	MIDDLE	YES	MIDDLE	YES	No Change
48189950600	MIDDLE	YES	MIDDLE	NO	No Change
48189950700	MODERATE	YES	MIDDLE	YES	MODERATE to MIDDLE
48189950800	MIDDLE	YES	MIDDLE	YES	No Change
48189950900	MIDDLE	YES	MIDDLE	NO	No Change

Summary Data: Hale	2021	2022
Number of Census Tracts	9	9
Number of Minority Tracts	8	7
Percentage of Minority Tracts	88.89%	77.78%
Number of Low Income Tracts	0	0
Percentage of Low Income Tracts	0.00%	0.00%
Number of Moderate Income Tracts	3	1
Percentage of Moderate Income Tracts	33.33%	11.11%
Number of Middle Income Tracts	5	7
Percentage of Middle Income Tracts	55.56%	77.78%
Number of Upper Income Tracts	1	1
Percentage of Upper Income Tracts	11.11%	11.11%
Number of NA Income Tracts	0	0
Percentage of NA Income Tracts	0.00%	0.00%



Hall, TEXAS

Census Tract	2021		2022		Change in Tract Income Class from 2021 through 2022
	Tract Income Class	Minority Tract	Tract Income Class	Minority Tract	
48191950500	MODERATE	NO	MODERATE	NO	No Change

Summary Data: Hall	2021	2022
Number of Census Tracts	1	1
Number of Minority Tracts	0	0
Percentage of Minority Tracts	0.00%	0.00%
Number of Low Income Tracts	0	0
Percentage of Low Income Tracts	0.00%	0.00%
Number of Moderate Income Tracts	1	1
Percentage of Moderate Income Tracts	100.00%	100.00%
Number of Middle Income Tracts	0	0
Percentage of Middle Income Tracts	0.00%	0.00%
Number of Upper Income Tracts	0	0
Percentage of Upper Income Tracts	0.00%	0.00%
Number of NA Income Tracts	0	0
Percentage of NA Income Tracts	0.00%	0.00%

Hamilton, TEXAS

Census Tract	2021		2022		Change in Tract Income Class from 2021 through 2022
	Tract Income Class	Minority Tract	Tract Income Class	Minority Tract	
48193950100	MIDDLE	NO	MIDDLE	NO	No Change
48193950200	UPPER	NO	MIDDLE	NO	UPPER to MIDDLE

Hamilton, TEXAS

Census Tract	2021		2022		Change in Tract Income Class from 2021 through 2022
	Tract Income Class	Minority Tract	Tract Income Class	Minority Tract	
48193950300	MIDDLE	NO	MIDDLE	NO	No Change

Summary Data: Hamilton	2021	2022
Number of Census Tracts	3	3
Number of Minority Tracts	0	0
Percentage of Minority Tracts	0.00%	0.00%
Number of Low Income Tracts	0	0
Percentage of Low Income Tracts	0.00%	0.00%
Number of Moderate Income Tracts	0	0
Percentage of Moderate Income Tracts	0.00%	0.00%
Number of Middle Income Tracts	2	3
Percentage of Middle Income Tracts	66.67%	100.00%
Number of Upper Income Tracts	1	0
Percentage of Upper Income Tracts	33.33%	0.00%
Number of NA Income Tracts	0	0
Percentage of NA Income Tracts	0.00%	0.00%

Hansford, TEXAS

Census Tract	2021		2022		Change in Tract Income Class from 2021 through 2022
	Tract Income Class	Minority Tract	Tract Income Class	Minority Tract	
48195950100	MIDDLE	NO	MIDDLE	NO	No Change
48195950300	MIDDLE	NO	MIDDLE	YES	No Change



Hansford, TEXAS

Census Tract	2021		2022		Change in Tract Income Class from 2021 through 2022
	Tract Income Class	Minority Tract	Tract Income Class	Minority Tract	

Summary Data: Hansford	2021	2022
Number of Census Tracts	2	2
Number of Minority Tracts	0	1
Percentage of Minority Tracts	0.00%	50.00%
Number of Low Income Tracts	0	0
Percentage of Low Income Tracts	0.00%	0.00%
Number of Moderate Income Tracts	0	0
Percentage of Moderate Income Tracts	0.00%	0.00%
Number of Middle Income Tracts	2	2
Percentage of Middle Income Tracts	100.00%	100.00%
Number of Upper Income Tracts	0	0
Percentage of Upper Income Tracts	0.00%	0.00%
Number of NA Income Tracts	0	0
Percentage of NA Income Tracts	0.00%	0.00%

Hardeman, TEXAS

Census Tract	2021		2022		Change in Tract Income Class from 2021 through 2022
	Tract Income Class	Minority Tract	Tract Income Class	Minority Tract	
48197950100	MIDDLE	NO	MIDDLE	NO	No Change

Hardeman, TEXAS

Census Tract	2021		2022		Change in Tract Income Class from 2021 through 2022
	Tract Income Class	Minority Tract	Tract Income Class	Minority Tract	

Summary Data: Hardeman	2021	2022
Number of Census Tracts	1	1
Number of Minority Tracts	0	0
Percentage of Minority Tracts	0.00%	0.00%
Number of Low Income Tracts	0	0
Percentage of Low Income Tracts	0.00%	0.00%
Number of Moderate Income Tracts	0	0
Percentage of Moderate Income Tracts	0.00%	0.00%
Number of Middle Income Tracts	1	1
Percentage of Middle Income Tracts	100.00%	100.00%
Number of Upper Income Tracts	0	0
Percentage of Upper Income Tracts	0.00%	0.00%
Number of NA Income Tracts	0	0
Percentage of NA Income Tracts	0.00%	0.00%

Hardin, TEXAS

Census Tract	2021		2022		Change in Tract Income Class from 2021 through 2022
	Tract Income Class	Minority Tract	Tract Income Class	Minority Tract	
48199030100	MODERATE	NO	LOW	NO	MODERATE to LOW
48199030200	UPPER	NO	UPPER	NO	No Change
48199030300	UPPER	NO			Not Applicable



Hardin, TEXAS

Census Tract	2021		2022		Change in Tract Income Class from 2021 through 2022
	Tract Income Class	Minority Tract	Tract Income Class	Minority Tract	
48199030301			MIDDLE	NO	Not Applicable
48199030302			UPPER	NO	Not Applicable
48199030400	MIDDLE	NO	MIDDLE	NO	No Change
48199030501	UPPER	NO	UPPER	NO	No Change
48199030502	UPPER	NO			Not Applicable
48199030503			UPPER	NO	Not Applicable
48199030504			UPPER	NO	Not Applicable
48199030600	MIDDLE	NO	MIDDLE	NO	No Change
48199030700	MIDDLE	NO	MIDDLE	NO	No Change
48199030800	MODERATE	NO	MIDDLE	NO	MODERATE to MIDDLE
48199030900	MIDDLE	NO	MIDDLE	NO	No Change
48199031000	MIDDLE	NO	MIDDLE	NO	No Change

Hardin, TEXAS

Census Tract	2021		2022		Change in Tract Income Class from 2021 through 2022
	Tract Income Class	Minority Tract	Tract Income Class	Minority Tract	

Summary Data: Hardin	2021	2022
Number of Census Tracts	11	13
Number of Minority Tracts	0	0
Percentage of Minority Tracts	0.00%	0.00%
Number of Low Income Tracts	0	1
Percentage of Low Income Tracts	0.00%	7.69%
Number of Moderate Income Tracts	2	0
Percentage of Moderate Income Tracts	18.18%	0.00%
Number of Middle Income Tracts	5	7
Percentage of Middle Income Tracts	45.45%	53.85%
Number of Upper Income Tracts	4	5
Percentage of Upper Income Tracts	36.36%	38.46%
Number of NA Income Tracts	0	0
Percentage of NA Income Tracts	0.00%	0.00%

Harris, TEXAS

Census Tract	2021		2022		Change in Tract Income Class from 2021 through 2022
	Tract Income Class	Minority Tract	Tract Income Class	Minority Tract	
48201100000	UPPER	NO			Not Applicable
48201100001			UPPER	YES	Not Applicable
48201210100	UPPER	YES			Not Applicable



Harris, TEXAS

Census Tract	2021		2022		Change in Tract Income Class from 2021 through 2022
	Tract Income Class	Minority Tract	Tract Income Class	Minority Tract	
48201210400	LOW	YES	LOW	YES	No Change
48201210500	LOW	YES	MODERATE	YES	LOW to MODERATE
48201210600	MODERATE	YES	MIDDLE	YES	MODERATE to MIDDLE
48201210700	LOW	YES	MODERATE	YES	LOW to MODERATE
48201210800	LOW	YES	MODERATE	YES	LOW to MODERATE
48201210900	LOW	YES	MODERATE	YES	LOW to MODERATE
48201211000	LOW	YES	MODERATE	YES	LOW to MODERATE
48201211100	LOW	YES			Not Applicable
48201211101			LOW	YES	Not Applicable
48201211102			LOW	YES	Not Applicable
48201211200	LOW	YES	NA	YES	LOW to NA
48201211300	LOW	YES			Not Applicable
48201211301			LOW	YES	Not Applicable
48201211302			MODERATE	YES	Not Applicable
48201211400	LOW	YES	LOW	YES	No Change
48201211500	MODERATE	YES			Not Applicable
48201211501			LOW	YES	Not Applicable
48201211502			LOW	YES	Not Applicable
48201211600	MODERATE	YES	MODERATE	YES	No Change
48201211700	LOW	YES	LOW	YES	No Change
48201211900	MODERATE	YES	LOW	YES	MODERATE to LOW
48201212300	LOW	YES	MODERATE	YES	LOW to MODERATE
48201212400	LOW	YES	MODERATE	YES	LOW to MODERATE
48201212500	MODERATE	YES	MODERATE	YES	No Change
48201220100	MODERATE	YES	LOW	YES	MODERATE to LOW
48201220200	MODERATE	YES	MODERATE	YES	No Change
48201220300	MODERATE	YES	MODERATE	YES	No Change

Harris, TEXAS

Census Tract	2021		2022		Change in Tract Income Class from 2021 through 2022
	Tract Income Class	Minority Tract	Tract Income Class	Minority Tract	
48201220400	MODERATE	YES	LOW	YES	MODERATE to LOW
48201220500	LOW	YES	LOW	YES	No Change
48201220600	MODERATE	YES	MODERATE	YES	No Change
48201220700	LOW	YES			Not Applicable
48201220701			LOW	YES	Not Applicable
48201220702			LOW	YES	Not Applicable
48201220800	LOW	YES	LOW	YES	No Change
48201220900	MODERATE	YES	LOW	YES	MODERATE to LOW
48201221000	MODERATE	YES	LOW	YES	MODERATE to LOW
48201221100	MODERATE	YES	LOW	YES	MODERATE to LOW
48201221200	MODERATE	YES	MODERATE	YES	No Change
48201221300	MODERATE	YES			Not Applicable
48201221301			MODERATE	YES	Not Applicable
48201221302			LOW	YES	Not Applicable
48201221400	LOW	YES	MODERATE	YES	LOW to MODERATE
48201221500	LOW	YES			Not Applicable
48201221501			LOW	YES	Not Applicable
48201221502			LOW	YES	Not Applicable
48201221600	MODERATE	YES			Not Applicable
48201221601			LOW	YES	Not Applicable
48201221602			MODERATE	YES	Not Applicable
48201221700	LOW	YES			Not Applicable
48201221701			MODERATE	YES	Not Applicable
48201221702			NA	YES	Not Applicable
48201221800	MODERATE	YES	LOW	YES	MODERATE to LOW
48201221900	MODERATE	YES	MODERATE	YES	No Change
48201222000	MODERATE	YES	LOW	YES	MODERATE to LOW



Harris, TEXAS

Census Tract	2021		2022		Change in Tract Income Class from 2021 through 2022
	Tract Income Class	Minority Tract	Tract Income Class	Minority Tract	
48201222100	LOW	YES	LOW	YES	No Change
48201222200	MODERATE	YES	LOW	YES	MODERATE to LOW
48201222300	LOW	YES	MODERATE	YES	LOW to MODERATE
48201222401	LOW	YES	LOW	YES	No Change
48201222402	MODERATE	YES	LOW	YES	MODERATE to LOW
48201222501	LOW	YES	LOW	YES	No Change
48201222502	MODERATE	YES	MODERATE	YES	No Change
48201222503	LOW	YES			Not Applicable
48201222504			LOW	YES	Not Applicable
48201222505			MIDDLE	YES	Not Applicable
48201222600	LOW	YES			Not Applicable
48201222601			LOW	YES	Not Applicable
48201222602			LOW	YES	Not Applicable
48201222700	LOW	YES			Not Applicable
48201222701			LOW	YES	Not Applicable
48201222702			LOW	YES	Not Applicable
48201222800	MODERATE	YES	LOW	YES	MODERATE to LOW
48201222900	MODERATE	YES	MODERATE	YES	No Change
48201223001	LOW	YES	MODERATE	YES	LOW to MODERATE
48201223002	LOW	YES	LOW	YES	No Change
48201223100	MODERATE	YES	MODERATE	YES	No Change
48201230100	LOW	YES	MODERATE	YES	LOW to MODERATE
48201230200	MODERATE	YES	LOW	YES	MODERATE to LOW
48201230300	LOW	YES	MODERATE	YES	LOW to MODERATE
48201230400	MODERATE	YES	MODERATE	YES	No Change
48201230500	LOW	YES	MODERATE	YES	LOW to MODERATE
48201230600	LOW	YES	LOW	YES	No Change

Harris, TEXAS

Census Tract	2021		2022		Change in Tract Income Class from 2021 through 2022
	Tract Income Class	Minority Tract	Tract Income Class	Minority Tract	
48201230700	LOW	YES	LOW	YES	No Change
48201230800	MODERATE	YES	MODERATE	YES	No Change
48201230900	MODERATE	YES	LOW	YES	MODERATE to LOW
48201231000	MODERATE	YES	MODERATE	YES	No Change
48201231100	MODERATE	YES	MODERATE	YES	No Change
48201231200	LOW	YES	LOW	YES	No Change
48201231300	LOW	YES	LOW	YES	No Change
48201231400	MODERATE	YES	MODERATE	YES	No Change
48201231500	LOW	YES	MODERATE	YES	LOW to MODERATE
48201231600	MODERATE	YES	MODERATE	YES	No Change
48201231700	MODERATE	YES	LOW	YES	MODERATE to LOW
48201231800	MODERATE	YES	MODERATE	YES	No Change
48201231900	MODERATE	YES	LOW	YES	MODERATE to LOW
48201232000	MODERATE	YES	MODERATE	YES	No Change
48201232100	LOW	YES	LOW	YES	No Change
48201232200	UPPER	YES			Not Applicable
48201232201			MODERATE	YES	Not Applicable
48201232202			UPPER	YES	Not Applicable
48201232203			UPPER	YES	Not Applicable
48201232301	MODERATE	YES			Not Applicable
48201232302	MIDDLE	YES			Not Applicable
48201232303			MODERATE	YES	Not Applicable
48201232304			MODERATE	YES	Not Applicable
48201232305			MIDDLE	YES	Not Applicable
48201232306			MIDDLE	YES	Not Applicable
48201232401	MODERATE	YES			Not Applicable
48201232402	MODERATE	YES	MIDDLE	YES	MODERATE to MIDDLE



Harris, TEXAS

Census Tract	2021		2022		Change in Tract Income Class from 2021 through 2022
	Tract Income Class	Minority Tract	Tract Income Class	Minority Tract	
48201232403	MODERATE	YES	MODERATE	YES	No Change
48201232404			MODERATE	YES	Not Applicable
48201232405			UPPER	YES	Not Applicable
48201232500	MODERATE	YES	MODERATE	YES	No Change
48201232600	MIDDLE	YES	MODERATE	YES	MIDDLE to MODERATE
48201232701	MODERATE	YES	LOW	YES	MODERATE to LOW
48201232702	MODERATE	YES			Not Applicable
48201232703			MODERATE	YES	Not Applicable
48201232704			MODERATE	YES	Not Applicable
48201232800	MODERATE	YES			Not Applicable
48201232801			MODERATE	YES	Not Applicable
48201232802			MODERATE	YES	Not Applicable
48201232900	MIDDLE	YES			Not Applicable
48201232901			MODERATE	YES	Not Applicable
48201232902			MODERATE	YES	Not Applicable
48201233001	MODERATE	YES	MODERATE	YES	No Change
48201233002	MIDDLE	YES	MIDDLE	YES	No Change
48201233003	MIDDLE	YES	MIDDLE	YES	No Change
48201233101	MODERATE	YES	LOW	YES	MODERATE to LOW
48201233102	LOW	YES			Not Applicable
48201233103	LOW	YES	LOW	YES	No Change
48201233104			LOW	YES	Not Applicable
48201233105			LOW	YES	Not Applicable
48201233200	MIDDLE	YES	MODERATE	YES	MIDDLE to MODERATE
48201233300	MODERATE	YES	MODERATE	YES	No Change
48201233400	LOW	YES	LOW	YES	No Change
48201233500	LOW	YES			Not Applicable

Harris, TEXAS

Census Tract	2021		2022		Change in Tract Income Class from 2021 through 2022
	Tract Income Class	Minority Tract	Tract Income Class	Minority Tract	
48201233501			MODERATE	YES	Not Applicable
48201233502			MODERATE	YES	Not Applicable
48201233600	LOW	YES	LOW	YES	No Change
48201233701	MODERATE	YES	MODERATE	YES	No Change
48201233702	MODERATE	YES	MODERATE	YES	No Change
48201233703	MODERATE	YES	MIDDLE	YES	MODERATE to MIDDLE
48201240100	LOW	YES			Not Applicable
48201240101			MODERATE	YES	Not Applicable
48201240102			LOW	YES	Not Applicable
48201240400	MODERATE	YES	MODERATE	YES	No Change
48201240501	LOW	YES			Not Applicable
48201240502	LOW	YES			Not Applicable
48201240503			LOW	YES	Not Applicable
48201240504			LOW	YES	Not Applicable
48201240505			LOW	YES	Not Applicable
48201240506			LOW	YES	Not Applicable
48201240600	LOW	YES	LOW	YES	No Change
48201240701	MIDDLE	YES			Not Applicable
48201240702	MODERATE	YES			Not Applicable
48201240703			MODERATE	YES	Not Applicable
48201240704			MODERATE	YES	Not Applicable
48201240705			MIDDLE	YES	Not Applicable
48201240706			MODERATE	YES	Not Applicable
48201240707			MIDDLE	YES	Not Applicable
48201240801	MODERATE	YES			Not Applicable
48201240802	MODERATE	YES	MODERATE	YES	No Change
48201240803			MODERATE	YES	Not Applicable



Harris, TEXAS

Census Tract	2021		2022		Change in Tract Income Class from 2021 through 2022
	Tract Income Class	Minority Tract	Tract Income Class	Minority Tract	
48201240804			LOW	YES	Not Applicable
48201240901	MIDDLE	YES			Not Applicable
48201240902	MIDDLE	YES			Not Applicable
48201240903			MIDDLE	YES	Not Applicable
48201240904			MIDDLE	YES	Not Applicable
48201240905			MIDDLE	YES	Not Applicable
48201240906			MIDDLE	YES	Not Applicable
48201241000	MIDDLE	YES			Not Applicable
48201241001			MIDDLE	YES	Not Applicable
48201241002			MIDDLE	YES	Not Applicable
48201241101	MIDDLE	YES	MIDDLE	YES	No Change
48201241102	MIDDLE	YES			Not Applicable
48201241103	MIDDLE	YES	MODERATE	YES	MIDDLE to MODERATE
48201241104			MODERATE	YES	Not Applicable
48201241105			MIDDLE	YES	Not Applicable
48201241200	MIDDLE	YES			Not Applicable
48201241201			MODERATE	YES	Not Applicable
48201241202			MODERATE	YES	Not Applicable
48201241300	UPPER	YES			Not Applicable
48201241301			UPPER	YES	Not Applicable
48201241302			UPPER	YES	Not Applicable
48201241400	UPPER	NO	MIDDLE	YES	UPPER to MIDDLE
48201241500	MODERATE	YES			Not Applicable
48201241501			MODERATE	YES	Not Applicable
48201241502			MODERATE	YES	Not Applicable
48201241503			LOW	YES	Not Applicable
48201250100	MIDDLE	YES			Not Applicable

Harris, TEXAS

Census Tract	2021		2022		Change in Tract Income Class from 2021 through 2022
	Tract Income Class	Minority Tract	Tract Income Class	Minority Tract	
48201250101			UPPER	YES	Not Applicable
48201250102			MIDDLE	YES	Not Applicable
48201250200	MIDDLE	YES			Not Applicable
48201250201			MIDDLE	YES	Not Applicable
48201250202			MIDDLE	YES	Not Applicable
48201250301	MIDDLE	YES			Not Applicable
48201250302	MIDDLE	YES			Not Applicable
48201250303			NA	YES	Not Applicable
48201250304			MIDDLE	YES	Not Applicable
48201250305			MIDDLE	YES	Not Applicable
48201250306			MIDDLE	YES	Not Applicable
48201250401	UPPER	NO			Not Applicable
48201250402	UPPER	NO			Not Applicable
48201250403			UPPER	YES	Not Applicable
48201250404			UPPER	NO	Not Applicable
48201250405			UPPER	YES	Not Applicable
48201250406			UPPER	YES	Not Applicable
48201250407			UPPER	YES	Not Applicable
48201250408			UPPER	YES	Not Applicable
48201250500	MIDDLE	YES	MIDDLE	YES	No Change
48201250600	LOW	YES			Not Applicable
48201250601			MODERATE	YES	Not Applicable
48201250602			MODERATE	YES	Not Applicable
48201250701	UPPER	NO	UPPER	YES	No Change
48201250702	UPPER	NO	UPPER	NO	No Change
48201250800	UPPER	NO			Not Applicable
48201250801			MIDDLE	NO	Not Applicable



Harris, TEXAS

Census Tract	2021		2022		Change in Tract Income Class from 2021 through 2022
	Tract Income Class	Minority Tract	Tract Income Class	Minority Tract	
48201250802			UPPER	NO	Not Applicable
48201250900	UPPER	NO			Not Applicable
48201250901			UPPER	NO	Not Applicable
48201250902			UPPER	NO	Not Applicable
48201251000	MIDDLE	NO	UPPER	NO	MIDDLE to UPPER
48201251100	UPPER	NO	MIDDLE	NO	UPPER to MIDDLE
48201251200	UPPER	NO	MIDDLE	NO	UPPER to MIDDLE
48201251300	UPPER	NO	UPPER	NO	No Change
48201251401	UPPER	NO	UPPER	NO	No Change
48201251402	MIDDLE	NO	MIDDLE	NO	No Change
48201251501	UPPER	NO	UPPER	NO	No Change
48201251502	UPPER	NO			Not Applicable
48201251503	UPPER	NO	UPPER	NO	No Change
48201251504			UPPER	NO	Not Applicable
48201251505			UPPER	NO	Not Applicable
48201251600	UPPER	NO	MIDDLE	NO	UPPER to MIDDLE
48201251700	MIDDLE	NO			Not Applicable
48201251701			MODERATE	NO	Not Applicable
48201251702			MODERATE	NO	Not Applicable
48201251800	UPPER	NO	MIDDLE	NO	UPPER to MIDDLE
48201251901	UPPER	NO			Not Applicable
48201251902	UPPER	NO	UPPER	NO	No Change
48201251903			MIDDLE	NO	Not Applicable
48201251904			UPPER	NO	Not Applicable
48201252000	UPPER	YES			Not Applicable
48201252001			UPPER	YES	Not Applicable
48201252002			UPPER	YES	Not Applicable

Harris, TEXAS

Census Tract	2021		2022		Change in Tract Income Class from 2021 through 2022
	Tract Income Class	Minority Tract	Tract Income Class	Minority Tract	
48201252003			UPPER	YES	Not Applicable
48201252100	MIDDLE	YES	MODERATE	YES	MIDDLE to MODERATE
48201252200	MODERATE	YES			Not Applicable
48201252201			MODERATE	YES	Not Applicable
48201252202			MODERATE	YES	Not Applicable
48201252301	MODERATE	YES			Not Applicable
48201252302	MIDDLE	YES			Not Applicable
48201252303			MIDDLE	YES	Not Applicable
48201252304			MODERATE	YES	Not Applicable
48201252305			MIDDLE	YES	Not Applicable
48201252306			MODERATE	YES	Not Applicable
48201252400	MODERATE	YES	MODERATE	YES	No Change
48201252500	MODERATE	YES	MODERATE	YES	No Change
48201252600	MODERATE	YES			Not Applicable
48201252601			MIDDLE	YES	Not Applicable
48201252602			MODERATE	YES	Not Applicable
48201252700	MODERATE	NO	MODERATE	NO	No Change
48201252800	MODERATE	YES	MODERATE	YES	No Change
48201252900	MIDDLE	NO			Not Applicable
48201252901			MIDDLE	NO	Not Applicable
48201252902			MIDDLE	YES	Not Applicable
48201253000	MIDDLE	YES	MODERATE	YES	MIDDLE to MODERATE
48201253100	UPPER	YES			Not Applicable
48201253101			UPPER	YES	Not Applicable
48201253102			UPPER	YES	Not Applicable
48201253200	MIDDLE	YES			Not Applicable
48201253201			UPPER	NO	Not Applicable



Harris, TEXAS

Census Tract	2021		2022		Change in Tract Income Class from 2021 through 2022
	Tract Income Class	Minority Tract	Tract Income Class	Minority Tract	
48201253202			LOW	YES	Not Applicable
48201253300	UPPER	NO	MIDDLE	NO	UPPER to MIDDLE
48201253400	MODERATE	YES			Not Applicable
48201253500	MIDDLE	YES			Not Applicable
48201253501			MODERATE	YES	Not Applicable
48201253502			MIDDLE	YES	Not Applicable
48201253600	MODERATE	YES			Not Applicable
48201253601			MIDDLE	YES	Not Applicable
48201253602			LOW	YES	Not Applicable
48201253700	MIDDLE	YES	MODERATE	YES	MIDDLE to MODERATE
48201253800	MIDDLE	YES	MODERATE	YES	MIDDLE to MODERATE
48201253900	MODERATE	YES	MODERATE	YES	No Change
48201254000	MODERATE	YES	MODERATE	YES	No Change
48201254100	MODERATE	YES	MODERATE	YES	No Change
48201254200	MODERATE	YES	MIDDLE	YES	MODERATE to MIDDLE
48201254300	MODERATE	YES	MIDDLE	YES	MODERATE to MIDDLE
48201254400	LOW	YES	LOW	YES	No Change
48201254500	MODERATE	YES			Not Applicable
48201254600	MODERATE	YES	MODERATE	YES	No Change
48201254700	MIDDLE	NO	MIDDLE	YES	No Change
48201254800			MODERATE	YES	Not Applicable
48201310100	LOW	YES			Not Applicable
48201310101			MIDDLE	YES	Not Applicable
48201310102			LOW	YES	Not Applicable
48201310200	UPPER	YES	UPPER	YES	No Change
48201310300	MODERATE	YES	MODERATE	YES	No Change
48201310400	LOW	YES	LOW	YES	No Change

Harris, TEXAS

Census Tract	2021		2022		Change in Tract Income Class from 2021 through 2022
	Tract Income Class	Minority Tract	Tract Income Class	Minority Tract	
48201310500	MODERATE	YES	LOW	YES	MODERATE to LOW
48201310600	MODERATE	YES	MIDDLE	YES	MODERATE to MIDDLE
48201310700	MODERATE	YES	MODERATE	YES	No Change
48201310800	LOW	YES	MODERATE	YES	LOW to MODERATE
48201310900	LOW	YES	LOW	YES	No Change
48201311000	LOW	YES			Not Applicable
48201311001			LOW	YES	Not Applicable
48201311002			MODERATE	YES	Not Applicable
48201311100	MODERATE	YES	MODERATE	YES	No Change
48201311200	MODERATE	YES	MODERATE	YES	No Change
48201311300	MODERATE	YES	MODERATE	YES	No Change
48201311400	MODERATE	YES	MODERATE	YES	No Change
48201311500	MODERATE	YES			Not Applicable
48201311501			MODERATE	YES	Not Applicable
48201311502			MODERATE	YES	Not Applicable
48201311600	LOW	YES	LOW	YES	No Change
48201311700	LOW	YES			Not Applicable
48201311701			MODERATE	YES	Not Applicable
48201311702			NA	YES	Not Applicable
48201311800	MODERATE	YES	LOW	YES	MODERATE to LOW
48201311900	MODERATE	YES	MIDDLE	YES	MODERATE to MIDDLE
48201312000	UPPER	YES	MIDDLE	YES	UPPER to MIDDLE
48201312100	NA	YES			Not Applicable
48201312200	LOW	YES	LOW	YES	No Change
48201312300	LOW	YES	MIDDLE	YES	LOW to MIDDLE
48201312400	LOW	YES	NA	YES	LOW to NA
48201312500	UPPER	NO			Not Applicable



Harris, TEXAS

Census Tract	2021		2022		Change in Tract Income Class from 2021 through 2022
	Tract Income Class	Minority Tract	Tract Income Class	Minority Tract	
48201312501			UPPER	YES	Not Applicable
48201312502			UPPER	YES	Not Applicable
48201312600	UPPER	NO			Not Applicable
48201312601			MIDDLE	NO	Not Applicable
48201312602			UPPER	YES	Not Applicable
48201312603			MODERATE	YES	Not Applicable
48201312700	MODERATE	YES	MIDDLE	YES	MODERATE to MIDDLE
48201312800	LOW	YES	LOW	YES	No Change
48201312900	MODERATE	YES			Not Applicable
48201312901			MODERATE	YES	Not Applicable
48201312902			UPPER	YES	Not Applicable
48201313000	MODERATE	YES	UPPER	YES	MODERATE to UPPER
48201313100	UPPER	YES			Not Applicable
48201313101			UPPER	YES	Not Applicable
48201313102			UPPER	YES	Not Applicable
48201313200	MODERATE	YES			Not Applicable
48201313201			UPPER	YES	Not Applicable
48201313202			UPPER	YES	Not Applicable
48201313300	MODERATE	YES	MODERATE	YES	No Change
48201313400	MODERATE	YES	LOW	YES	MODERATE to LOW
48201313500	LOW	YES	LOW	YES	No Change
48201313600	LOW	YES	LOW	YES	No Change
48201313700	MODERATE	YES	MODERATE	YES	No Change
48201313800	LOW	YES			Not Applicable
48201313801			MODERATE	YES	Not Applicable
48201313802			LOW	YES	Not Applicable
48201313900	MIDDLE	YES			Not Applicable

Harris, TEXAS

Census Tract	2021		2022		Change in Tract Income Class from 2021 through 2022
	Tract Income Class	Minority Tract	Tract Income Class	Minority Tract	
48201313901			MIDDLE	YES	Not Applicable
48201313902			LOW	YES	Not Applicable
48201314001	MIDDLE	YES	MODERATE	YES	MIDDLE to MODERATE
48201314002	MODERATE	YES			Not Applicable
48201314003			MODERATE	YES	Not Applicable
48201314004			NA	YES	Not Applicable
48201314005			NA	YES	Not Applicable
48201314300	MODERATE	YES			Not Applicable
48201314301			LOW	YES	Not Applicable
48201314302			NA	YES	Not Applicable
48201314400	MIDDLE	YES			Not Applicable
48201314401			MIDDLE	YES	Not Applicable
48201314402			MIDDLE	YES	Not Applicable
48201320100	LOW	YES	MODERATE	YES	LOW to MODERATE
48201320200	MODERATE	YES			Not Applicable
48201320201			MODERATE	YES	Not Applicable
48201320202			MODERATE	YES	Not Applicable
48201320500	MODERATE	YES	MIDDLE	YES	MODERATE to MIDDLE
48201320601	MODERATE	YES	MODERATE	YES	No Change
48201320602	MODERATE	YES	LOW	YES	MODERATE to LOW
48201320700	MODERATE	YES	MODERATE	YES	No Change
48201320800	MODERATE	YES	MODERATE	YES	No Change
48201320900	MODERATE	YES			Not Applicable
48201320901			MODERATE	YES	Not Applicable
48201320902			MIDDLE	YES	Not Applicable
48201321000	MODERATE	YES			Not Applicable
48201321001			MODERATE	YES	Not Applicable



Harris, TEXAS

Census Tract	2021		2022		Change in Tract Income Class from 2021 through 2022
	Tract Income Class	Minority Tract	Tract Income Class	Minority Tract	
48201321002			MIDDLE	YES	Not Applicable
48201321100	MIDDLE	YES			Not Applicable
48201321101			MIDDLE	YES	Not Applicable
48201321102			MODERATE	YES	Not Applicable
48201321200	LOW	YES	LOW	YES	No Change
48201321300	MODERATE	YES			Not Applicable
48201321301			LOW	YES	Not Applicable
48201321302			MIDDLE	YES	Not Applicable
48201321401	MODERATE	YES	MODERATE	YES	No Change
48201321402	MIDDLE	YES	MIDDLE	YES	No Change
48201321500	LOW	YES	LOW	YES	No Change
48201321600	MODERATE	YES	MIDDLE	YES	MODERATE to MIDDLE
48201321700	MIDDLE	YES	MIDDLE	YES	No Change
48201321800	MODERATE	YES	MIDDLE	YES	MODERATE to MIDDLE
48201321900	MODERATE	YES	MODERATE	YES	No Change
48201322000	LOW	YES	MODERATE	YES	LOW to MODERATE
48201322100	MODERATE	YES	MODERATE	YES	No Change
48201322200	LOW	YES	MODERATE	YES	LOW to MODERATE
48201322600	MODERATE	YES	MODERATE	YES	No Change
48201322700	MODERATE	YES			Not Applicable
48201322701			MODERATE	YES	Not Applicable
48201322702			MIDDLE	YES	Not Applicable
48201322800	MODERATE	YES	MODERATE	YES	No Change
48201322900	MODERATE	YES	MODERATE	YES	No Change
48201323000	LOW	YES	LOW	YES	No Change
48201323100	LOW	YES	MODERATE	YES	LOW to MODERATE
48201323200	MIDDLE	YES	UPPER	YES	MIDDLE to UPPER

Harris, TEXAS

Census Tract	2021		2022		Change in Tract Income Class from 2021 through 2022
	Tract Income Class	Minority Tract	Tract Income Class	Minority Tract	
48201323300	MODERATE	YES	LOW	YES	MODERATE to LOW
48201323400	MODERATE	YES	MODERATE	YES	No Change
48201323500	LOW	YES	LOW	YES	No Change
48201323600	MIDDLE	YES			Not Applicable
48201323601			MODERATE	YES	Not Applicable
48201323602			MIDDLE	YES	Not Applicable
48201323701	MODERATE	NO	MODERATE	YES	No Change
48201323702	MIDDLE	YES	MIDDLE	YES	No Change
48201323801	MIDDLE	YES	MIDDLE	YES	No Change
48201323802	MODERATE	YES	MODERATE	YES	No Change
48201323900	LOW	YES	MODERATE	YES	LOW to MODERATE
48201324000	MIDDLE	YES	MIDDLE	YES	No Change
48201324100	LOW	YES			Not Applicable
48201324101			MODERATE	YES	Not Applicable
48201324102			NA	NO	Not Applicable
48201324200	MODERATE	YES	LOW	YES	MODERATE to LOW
48201330100	MODERATE	YES			Not Applicable
48201330101			MIDDLE	YES	Not Applicable
48201330102			MIDDLE	YES	Not Applicable
48201330200	MODERATE	YES	MODERATE	YES	No Change
48201330301	MIDDLE	YES	MIDDLE	YES	No Change
48201330302	MIDDLE	YES	MODERATE	YES	MIDDLE to MODERATE
48201330303	MODERATE	YES	MODERATE	YES	No Change
48201330400	MODERATE	YES	MODERATE	YES	No Change
48201330500	MODERATE	YES	MODERATE	YES	No Change
48201330600	MODERATE	YES	MODERATE	YES	No Change
48201330700	MODERATE	YES	MODERATE	YES	No Change



Harris, TEXAS

Census Tract	2021		2022		Change in Tract Income Class from 2021 through 2022
	Tract Income Class	Minority Tract	Tract Income Class	Minority Tract	
48201330800	MIDDLE	YES			Not Applicable
48201330801			MIDDLE	YES	Not Applicable
48201330802			MIDDLE	YES	Not Applicable
48201330900	MODERATE	YES			Not Applicable
48201330901			MODERATE	YES	Not Applicable
48201330902			LOW	YES	Not Applicable
48201331100	LOW	YES	LOW	YES	No Change
48201331200	LOW	YES	LOW	YES	No Change
48201331300	MODERATE	YES	MODERATE	YES	No Change
48201331400	NA	YES	LOW	YES	NA to LOW
48201331500	MIDDLE	YES			Not Applicable
48201331501			MODERATE	YES	Not Applicable
48201331502			MIDDLE	YES	Not Applicable
48201331601	MODERATE	YES			Not Applicable
48201331602	LOW	YES	LOW	YES	No Change
48201331603			MODERATE	YES	Not Applicable
48201331604			LOW	YES	Not Applicable
48201331700	MODERATE	YES	LOW	YES	MODERATE to LOW
48201331800	LOW	YES	LOW	YES	No Change
48201331900	MODERATE	YES	LOW	YES	MODERATE to LOW
48201332000	LOW	YES	LOW	YES	No Change
48201332100	MODERATE	YES	MODERATE	YES	No Change
48201332200	LOW	YES	LOW	YES	No Change
48201332300	MODERATE	YES	LOW	YES	MODERATE to LOW
48201332400	LOW	YES	MODERATE	YES	LOW to MODERATE
48201332500	MODERATE	YES	MODERATE	YES	No Change
48201332600	MODERATE	YES	MODERATE	YES	No Change

Harris, TEXAS

Census Tract	2021		2022		Change in Tract Income Class from 2021 through 2022
	Tract Income Class	Minority Tract	Tract Income Class	Minority Tract	
48201332700	LOW	YES	MODERATE	YES	LOW to MODERATE
48201332800	LOW	YES	LOW	YES	No Change
48201332900	LOW	YES	MODERATE	YES	LOW to MODERATE
48201333000	MODERATE	YES	MODERATE	YES	No Change
48201333100	MODERATE	YES	MODERATE	YES	No Change
48201333201	MODERATE	YES	MODERATE	YES	No Change
48201333202	MODERATE	YES			Not Applicable
48201333203			MODERATE	YES	Not Applicable
48201333204			MIDDLE	YES	Not Applicable
48201333205			LOW	YES	Not Applicable
48201333300	LOW	YES			Not Applicable
48201333301			LOW	YES	Not Applicable
48201333302			MODERATE	YES	Not Applicable
48201333500	MODERATE	YES			Not Applicable
48201333501			LOW	YES	Not Applicable
48201333502			MODERATE	YES	Not Applicable
48201333600	MIDDLE	YES	MIDDLE	YES	No Change
48201333700	MODERATE	YES	MODERATE	YES	No Change
48201333800	MODERATE	YES			Not Applicable
48201333801			MODERATE	YES	Not Applicable
48201333802			MIDDLE	YES	Not Applicable
48201333901	MIDDLE	YES			Not Applicable
48201333902	MODERATE	YES			Not Applicable
48201333903			MODERATE	YES	Not Applicable
48201333904			MIDDLE	YES	Not Applicable
48201333905			MIDDLE	YES	Not Applicable
48201333906			MIDDLE	YES	Not Applicable



Harris, TEXAS

Census Tract	2021		2022		Change in Tract Income Class from 2021 through 2022
	Tract Income Class	Minority Tract	Tract Income Class	Minority Tract	
48201334001	MODERATE	YES	MODERATE	YES	No Change
48201334002	MODERATE	YES	MIDDLE	YES	MODERATE to MIDDLE
48201334003	MIDDLE	YES	MIDDLE	YES	No Change
48201334100	MODERATE	YES			Not Applicable
48201334101			MODERATE	YES	Not Applicable
48201334102			MODERATE	YES	Not Applicable
48201340100	MODERATE	YES			Not Applicable
48201340101			NA	YES	Not Applicable
48201340102			MIDDLE	YES	Not Applicable
48201340201	UPPER	NO	NA	NO	UPPER to NA
48201340202	UPPER	NO	UPPER	NO	No Change
48201340203	UPPER	NO	UPPER	NO	No Change
48201340301	UPPER	NO	UPPER	NO	No Change
48201340302	UPPER	NO	UPPER	NO	No Change
48201340400	UPPER	NO	UPPER	NO	No Change
48201340500	MODERATE	NO			Not Applicable
48201340501			MIDDLE	NO	Not Applicable
48201340502			LOW	YES	Not Applicable
48201340600	UPPER	NO	UPPER	NO	No Change
48201340700	MIDDLE	YES			Not Applicable
48201340701			MIDDLE	YES	Not Applicable
48201340702			UPPER	NO	Not Applicable
48201340800	UPPER	NO	UPPER	NO	No Change
48201340900	MODERATE	YES	MODERATE	YES	No Change
48201341000	MIDDLE	YES			Not Applicable
48201341001			MIDDLE	YES	Not Applicable
48201341002			UPPER	YES	Not Applicable

Harris, TEXAS

Census Tract	2021		2022		Change in Tract Income Class from 2021 through 2022
	Tract Income Class	Minority Tract	Tract Income Class	Minority Tract	
48201341100	MODERATE	YES			Not Applicable
48201341101			MODERATE	YES	Not Applicable
48201341102			MIDDLE	YES	Not Applicable
48201341201	MODERATE	NO	MODERATE	YES	No Change
48201341202	UPPER	NO			Not Applicable
48201341203			MIDDLE	NO	Not Applicable
48201341204			UPPER	NO	Not Applicable
48201341301	MIDDLE	NO			Not Applicable
48201341302	MODERATE	YES	MODERATE	YES	No Change
48201341303			MIDDLE	NO	Not Applicable
48201341304			MIDDLE	NO	Not Applicable
48201341400	UPPER	NO	UPPER	NO	No Change
48201341501	UPPER	NO	UPPER	NO	No Change
48201341502	UPPER	NO	UPPER	NO	No Change
48201341600	UPPER	NO	MIDDLE	NO	UPPER to MIDDLE
48201341700	UPPER	NO	MIDDLE	NO	UPPER to MIDDLE
48201341800	MIDDLE	NO	UPPER	NO	MIDDLE to UPPER
48201342001	UPPER	NO	UPPER	NO	No Change
48201342002	MIDDLE	NO	UPPER	YES	MIDDLE to UPPER
48201342100	MIDDLE	YES	MIDDLE	YES	No Change
48201342200	MODERATE	YES	MODERATE	YES	No Change
48201342300	MODERATE	YES	MIDDLE	YES	MODERATE to MIDDLE
48201342400	MIDDLE	YES	MIDDLE	YES	No Change
48201342500	UPPER	NO	MIDDLE	NO	UPPER to MIDDLE
48201342700	MIDDLE	NO	MIDDLE	NO	No Change
48201342800	UPPER	NO			Not Applicable
48201342801			UPPER	NO	Not Applicable



Harris, TEXAS

Census Tract	2021		2022		Change in Tract Income Class from 2021 through 2022
	Tract Income Class	Minority Tract	Tract Income Class	Minority Tract	
48201342802			UPPER	NO	Not Applicable
48201342900	MIDDLE	NO	MIDDLE	NO	No Change
48201343000	MIDDLE	NO	MODERATE	YES	MIDDLE to MODERATE
48201343100	MIDDLE	NO	UPPER	NO	MIDDLE to UPPER
48201343200	UPPER	NO	UPPER	NO	No Change
48201343301	MIDDLE	NO	UPPER	NO	MIDDLE to UPPER
48201343302	UPPER	NO	MIDDLE	NO	UPPER to MIDDLE
48201343600	MIDDLE	NO			Not Applicable
48201343601			NA	YES	Not Applicable
48201343602			MIDDLE	NO	Not Applicable
48201343700	MODERATE	YES	MODERATE	YES	No Change
48201350100	UPPER	YES			Not Applicable
48201350101			NA	YES	Not Applicable
48201350102			UPPER	YES	Not Applicable
48201350103			MIDDLE	YES	Not Applicable
48201350104			MIDDLE	YES	Not Applicable
48201350200	MIDDLE	YES			Not Applicable
48201350201			MIDDLE	YES	Not Applicable
48201350202			MIDDLE	YES	Not Applicable
48201350300	MIDDLE	YES	UPPER	YES	MIDDLE to UPPER
48201350400	MODERATE	YES	MIDDLE	YES	MODERATE to MIDDLE
48201350500	MODERATE	YES	MIDDLE	YES	MODERATE to MIDDLE
48201350601	UPPER	NO	MIDDLE	YES	UPPER to MIDDLE
48201350602	UPPER	NO			Not Applicable
48201350603			MIDDLE	YES	Not Applicable
48201350604			UPPER	YES	Not Applicable
48201350700	MIDDLE	NO	MIDDLE	NO	No Change

Harris, TEXAS

Census Tract	2021		2022		Change in Tract Income Class from 2021 through 2022
	Tract Income Class	Minority Tract	Tract Income Class	Minority Tract	
48201350801	MIDDLE	NO	MIDDLE	YES	No Change
48201350802	UPPER	NO			Not Applicable
48201350803			MIDDLE	YES	Not Applicable
48201350804			UPPER	YES	Not Applicable
48201410100	MODERATE	YES			Not Applicable
48201410101			NA	YES	Not Applicable
48201410102			MIDDLE	YES	Not Applicable
48201410200	UPPER	NO			Not Applicable
48201410201			UPPER	NO	Not Applicable
48201410202			UPPER	NO	Not Applicable
48201410300	UPPER	NO	UPPER	NO	No Change
48201410401	UPPER	NO	UPPER	NO	No Change
48201410402	UPPER	NO	UPPER	NO	No Change
48201410500	UPPER	NO			Not Applicable
48201410501			UPPER	NO	Not Applicable
48201410502			UPPER	NO	Not Applicable
48201410600	UPPER	NO			Not Applicable
48201410601			UPPER	NO	Not Applicable
48201410602			NA	NO	Not Applicable
48201410701	UPPER	NO			Not Applicable
48201410702	UPPER	NO			Not Applicable
48201410703			UPPER	NO	Not Applicable
48201410704			UPPER	NO	Not Applicable
48201410705			MIDDLE	NO	Not Applicable
48201410706			UPPER	YES	Not Applicable
48201410800	UPPER	NO			Not Applicable
48201410801			UPPER	NO	Not Applicable



Harris, TEXAS

Census Tract	2021		2022		Change in Tract Income Class from 2021 through 2022
	Tract Income Class	Minority Tract	Tract Income Class	Minority Tract	
48201410802			UPPER	NO	Not Applicable
48201410900	UPPER	NO	UPPER	NO	No Change
48201411000	UPPER	NO			Not Applicable
48201411001			UPPER	NO	Not Applicable
48201411002			UPPER	NO	Not Applicable
48201411003			UPPER	NO	Not Applicable
48201411100	UPPER	NO	UPPER	NO	No Change
48201411200	UPPER	NO	UPPER	NO	No Change
48201411300	UPPER	NO			Not Applicable
48201411301			UPPER	NO	Not Applicable
48201411302			UPPER	NO	Not Applicable
48201411400	UPPER	NO	UPPER	NO	No Change
48201411501	UPPER	NO			Not Applicable
48201411502	UPPER	NO			Not Applicable
48201411503			UPPER	NO	Not Applicable
48201411504			NA	NO	Not Applicable
48201411505			UPPER	NO	Not Applicable
48201411506			UPPER	NO	Not Applicable
48201411507			MIDDLE	NO	Not Applicable
48201411600	UPPER	NO	UPPER	NO	No Change
48201411700	MIDDLE	NO	UPPER	YES	MIDDLE to UPPER
48201411800	UPPER	NO			Not Applicable
48201411801			UPPER	NO	Not Applicable
48201411802			UPPER	NO	Not Applicable
48201411900	UPPER	NO			Not Applicable
48201411901			UPPER	NO	Not Applicable
48201411902			UPPER	NO	Not Applicable

Harris, TEXAS

Census Tract	2021		2022		Change in Tract Income Class from 2021 through 2022
	Tract Income Class	Minority Tract	Tract Income Class	Minority Tract	
48201412000	UPPER	NO	UPPER	NO	No Change
48201412100	NA	YES			Not Applicable
48201412200	UPPER	NO			Not Applicable
48201412201			UPPER	NO	Not Applicable
48201412202			UPPER	NO	Not Applicable
48201412300	UPPER	NO	UPPER	NO	No Change
48201412400	UPPER	NO	UPPER	NO	No Change
48201412500	UPPER	NO	UPPER	NO	No Change
48201412600	UPPER	NO	UPPER	NO	No Change
48201412700	UPPER	NO	UPPER	NO	No Change
48201412800	UPPER	NO	UPPER	NO	No Change
48201412900	UPPER	NO			Not Applicable
48201412901			NA	YES	Not Applicable
48201412902			UPPER	YES	Not Applicable
48201413000	UPPER	NO	UPPER	NO	No Change
48201413100	UPPER	NO	UPPER	NO	No Change
48201413201	MIDDLE	NO			Not Applicable
48201413202	UPPER	NO			Not Applicable
48201413203			MODERATE	NO	Not Applicable
48201413204			MIDDLE	YES	Not Applicable
48201413205			UPPER	YES	Not Applicable
48201413206			NA	YES	Not Applicable
48201413300	UPPER	NO			Not Applicable
48201413301			UPPER	YES	Not Applicable
48201413302			UPPER	NO	Not Applicable
48201420100	MODERATE	YES	MODERATE	YES	No Change
48201420200	MIDDLE	YES	MIDDLE	YES	No Change



GeoDataVision Report D-1 Census Tract Reference Book 2021/2022: TEXAS

Harris, TEXAS

Census Tract	2021		2022		Change in Tract Income Class from 2021 through 2022
	Tract Income Class	Minority Tract	Tract Income Class	Minority Tract	
48201420300	UPPER	NO	UPPER	NO	No Change
48201420400	UPPER	NO	UPPER	NO	No Change
48201420500	LOW	YES	MODERATE	YES	LOW to MODERATE
48201420600	UPPER	NO	MIDDLE	NO	UPPER to MIDDLE
48201420700	UPPER	NO	UPPER	NO	No Change
48201420800	UPPER	NO	UPPER	NO	No Change
48201420900	UPPER	NO	UPPER	NO	No Change
48201421000	UPPER	NO	UPPER	NO	No Change
48201421101	MODERATE	YES	LOW	YES	MODERATE to LOW
48201421102	LOW	YES			Not Applicable
48201421103			LOW	YES	Not Applicable
48201421104			LOW	YES	Not Applicable
48201421201	LOW	YES			Not Applicable
48201421202	LOW	YES			Not Applicable
48201421203			LOW	YES	Not Applicable
48201421204			LOW	YES	Not Applicable
48201421205			LOW	YES	Not Applicable
48201421206			LOW	YES	Not Applicable
48201421300	LOW	YES			Not Applicable
48201421301			LOW	YES	Not Applicable
48201421302			MODERATE	YES	Not Applicable
48201421401	LOW	YES	LOW	YES	No Change
48201421402	LOW	YES	LOW	YES	No Change
48201421403	LOW	YES	LOW	YES	No Change
48201421500	LOW	YES			Not Applicable
48201421501			LOW	YES	Not Applicable
48201421502			MODERATE	YES	Not Applicable

Harris, TEXAS

Census Tract	2021		2022		Change in Tract Income Class from 2021 through 2022
	Tract Income Class	Minority Tract	Tract Income Class	Minority Tract	
48201421600	LOW	YES			Not Applicable
48201421601			LOW	YES	Not Applicable
48201421602			LOW	YES	Not Applicable
48201421700	MIDDLE	YES	MIDDLE	YES	No Change
48201421800	MIDDLE	YES			Not Applicable
48201421801			LOW	YES	Not Applicable
48201421802			UPPER	YES	Not Applicable
48201421900	UPPER	NO	UPPER	NO	No Change
48201422000	UPPER	NO	UPPER	NO	No Change
48201422100	MIDDLE	YES	MIDDLE	YES	No Change
48201422200	LOW	YES	LOW	YES	No Change
48201422301	LOW	YES			Not Applicable
48201422302	MODERATE	YES	MIDDLE	YES	MODERATE to MIDDLE
48201422303			NA	YES	Not Applicable
48201422304			MODERATE	YES	Not Applicable
48201422401	MODERATE	YES			Not Applicable
48201422402	MODERATE	YES			Not Applicable
48201422403			MODERATE	YES	Not Applicable
48201422404			LOW	YES	Not Applicable
48201422405			LOW	YES	Not Applicable
48201422406			MIDDLE	YES	Not Applicable
48201422500	LOW	YES			Not Applicable
48201422501			MODERATE	YES	Not Applicable
48201422502			LOW	YES	Not Applicable
48201422600	MODERATE	YES			Not Applicable
48201422601			MODERATE	YES	Not Applicable
48201422602			MIDDLE	YES	Not Applicable



Harris, TEXAS

Census Tract	2021		2022		Change in Tract Income Class from 2021 through 2022
	Tract Income Class	Minority Tract	Tract Income Class	Minority Tract	
48201422701	MODERATE	YES	MODERATE	YES	No Change
48201422702	MIDDLE	YES	MIDDLE	YES	No Change
48201422800	MODERATE	YES	LOW	YES	MODERATE to LOW
48201422900	LOW	YES	LOW	YES	No Change
48201423000	LOW	YES			Not Applicable
48201423001			LOW	YES	Not Applicable
48201423002			LOW	YES	Not Applicable
48201423100	LOW	YES	LOW	YES	No Change
48201423201	UPPER	YES	MIDDLE	YES	UPPER to MIDDLE
48201423202	LOW	YES			Not Applicable
48201423203			MODERATE	YES	Not Applicable
48201423204			LOW	YES	Not Applicable
48201423301	MODERATE	YES	MODERATE	YES	No Change
48201423302	MODERATE	YES			Not Applicable
48201423303			NA	YES	Not Applicable
48201423304			MODERATE	YES	Not Applicable
48201423401	MODERATE	YES	MIDDLE	YES	MODERATE to MIDDLE
48201423402	MIDDLE	YES	MIDDLE	YES	No Change
48201423500	MIDDLE	YES	MIDDLE	YES	No Change
48201423600	MIDDLE	YES	MODERATE	YES	MIDDLE to MODERATE
48201430100	UPPER	NO			Not Applicable
48201430101			UPPER	NO	Not Applicable
48201430102			UPPER	NO	Not Applicable
48201430200	UPPER	NO	MIDDLE	NO	UPPER to MIDDLE
48201430300	UPPER	NO	UPPER	NO	No Change
48201430400	UPPER	NO	UPPER	NO	No Change
48201430500	UPPER	NO	UPPER	NO	No Change

Harris, TEXAS

Census Tract	2021		2022		Change in Tract Income Class from 2021 through 2022
	Tract Income Class	Minority Tract	Tract Income Class	Minority Tract	
48201430600	UPPER	NO	UPPER	NO	No Change
48201430700	UPPER	NO	MIDDLE	NO	UPPER to MIDDLE
48201430800	UPPER	NO	UPPER	NO	No Change
48201430900	UPPER	NO	UPPER	NO	No Change
48201431000	UPPER	NO			Not Applicable
48201431001			UPPER	NO	Not Applicable
48201431002			UPPER	NO	Not Applicable
48201431101	UPPER	YES	MODERATE	YES	UPPER to MODERATE
48201431102	NA	YES	MODERATE	YES	NA to MODERATE
48201431201	MIDDLE	YES			Not Applicable
48201431202	UPPER	YES			Not Applicable
48201431203			MIDDLE	YES	Not Applicable
48201431204			MIDDLE	YES	Not Applicable
48201431205			NA	YES	Not Applicable
48201431206			MIDDLE	YES	Not Applicable
48201431301	MODERATE	YES			Not Applicable
48201431302	UPPER	NO	UPPER	NO	No Change
48201431303			NA	YES	Not Applicable
48201431304			UPPER	YES	Not Applicable
48201431401	MIDDLE	NO	UPPER	YES	MIDDLE to UPPER
48201431402	UPPER	NO			Not Applicable
48201431403			UPPER	NO	Not Applicable
48201431404			UPPER	NO	Not Applicable
48201431501	UPPER	NO			Not Applicable
48201431502	UPPER	NO			Not Applicable
48201431503			UPPER	NO	Not Applicable
48201431504			UPPER	NO	Not Applicable



Harris, TEXAS

Census Tract	2021		2022		Change in Tract Income Class from 2021 through 2022
	Tract Income Class	Minority Tract	Tract Income Class	Minority Tract	
48201431505			UPPER	NO	Not Applicable
48201431506			UPPER	NO	Not Applicable
48201431600	UPPER	NO	UPPER	NO	No Change
48201431700	UPPER	NO			Not Applicable
48201431701			UPPER	NO	Not Applicable
48201431702			UPPER	NO	Not Applicable
48201431801	UPPER	NO	UPPER	NO	No Change
48201431802	UPPER	YES			Not Applicable
48201431803			UPPER	YES	Not Applicable
48201431804			UPPER	NO	Not Applicable
48201431900	UPPER	NO			Not Applicable
48201431901			NA	YES	Not Applicable
48201431902			UPPER	YES	Not Applicable
48201432001	UPPER	YES			Not Applicable
48201432002	LOW	YES			Not Applicable
48201432003			MODERATE	YES	Not Applicable
48201432004			UPPER	YES	Not Applicable
48201432005			MODERATE	YES	Not Applicable
48201432006			LOW	YES	Not Applicable
48201432100	MODERATE	YES			Not Applicable
48201432101			LOW	YES	Not Applicable
48201432102			MODERATE	YES	Not Applicable
48201432200	MIDDLE	YES	MODERATE	YES	MIDDLE to MODERATE
48201432300	MODERATE	YES			Not Applicable
48201432301			MODERATE	YES	Not Applicable
48201432302			MODERATE	YES	Not Applicable
48201432303			MODERATE	YES	Not Applicable

Harris, TEXAS

Census Tract	2021		2022		Change in Tract Income Class from 2021 through 2022
	Tract Income Class	Minority Tract	Tract Income Class	Minority Tract	
48201432400	LOW	YES			Not Applicable
48201432401			MODERATE	YES	Not Applicable
48201432402			MODERATE	YES	Not Applicable
48201432500	LOW	YES			Not Applicable
48201432501			LOW	YES	Not Applicable
48201432502			MODERATE	YES	Not Applicable
48201432600	MIDDLE	YES	MIDDLE	YES	No Change
48201432701	LOW	YES			Not Applicable
48201432702	MODERATE	YES			Not Applicable
48201432703			UPPER	YES	Not Applicable
48201432704			MODERATE	YES	Not Applicable
48201432705			LOW	YES	Not Applicable
48201432706			LOW	YES	Not Applicable
48201432801	LOW	YES			Not Applicable
48201432802	LOW	YES			Not Applicable
48201432803			LOW	YES	Not Applicable
48201432804			MODERATE	YES	Not Applicable
48201432805			LOW	YES	Not Applicable
48201432806			LOW	YES	Not Applicable
48201432901	LOW	YES	LOW	YES	No Change
48201432902	LOW	YES			Not Applicable
48201432903			LOW	YES	Not Applicable
48201432904			MODERATE	YES	Not Applicable
48201433001	LOW	YES			Not Applicable
48201433002	LOW	YES			Not Applicable
48201433003	LOW	YES	LOW	YES	No Change
48201433004			LOW	YES	Not Applicable



Harris, TEXAS

Census Tract	2021		2022		Change in Tract Income Class from 2021 through 2022
	Tract Income Class	Minority Tract	Tract Income Class	Minority Tract	
48201433005			MODERATE	YES	Not Applicable
48201433006			LOW	YES	Not Applicable
48201433007			LOW	YES	Not Applicable
48201433100	LOW	YES	LOW	YES	No Change
48201433201	MODERATE	YES	LOW	YES	MODERATE to LOW
48201433202	MODERATE	YES	MODERATE	YES	No Change
48201433300	MODERATE	YES	MIDDLE	YES	MODERATE to MIDDLE
48201433400	MODERATE	YES	MODERATE	YES	No Change
48201433501	LOW	YES			Not Applicable
48201433502	LOW	YES			Not Applicable
48201433503			LOW	YES	Not Applicable
48201433504			LOW	YES	Not Applicable
48201433505			LOW	YES	Not Applicable
48201433506			MODERATE	YES	Not Applicable
48201433507			LOW	YES	Not Applicable
48201433600	LOW	YES			Not Applicable
48201433601			MODERATE	YES	Not Applicable
48201433602			MODERATE	YES	Not Applicable
48201440100	MODERATE	YES			Not Applicable
48201440101			LOW	YES	Not Applicable
48201440102			MIDDLE	YES	Not Applicable
48201450100	UPPER	NO	UPPER	NO	No Change
48201450200	UPPER	NO	UPPER	NO	No Change
48201450300	MODERATE	YES			Not Applicable
48201450301			MIDDLE	YES	Not Applicable
48201450302			MIDDLE	YES	Not Applicable
48201450400	MIDDLE	YES			Not Applicable

Harris, TEXAS

Census Tract	2021		2022		Change in Tract Income Class from 2021 through 2022
	Tract Income Class	Minority Tract	Tract Income Class	Minority Tract	
48201450401			LOW	YES	Not Applicable
48201450402			MIDDLE	YES	Not Applicable
48201450500	UPPER	NO	UPPER	NO	No Change
48201450600	UPPER	NO	UPPER	NO	No Change
48201450700	UPPER	NO	UPPER	NO	No Change
48201450801	MIDDLE	NO	MIDDLE	YES	No Change
48201450802	MODERATE	YES			Not Applicable
48201450803			MODERATE	YES	Not Applicable
48201450804			LOW	YES	Not Applicable
48201450900	UPPER	NO	UPPER	NO	No Change
48201451001	LOW	YES			Not Applicable
48201451002	MODERATE	YES			Not Applicable
48201451003			LOW	YES	Not Applicable
48201451004			MODERATE	YES	Not Applicable
48201451005			LOW	YES	Not Applicable
48201451006			UPPER	YES	Not Applicable
48201451100	UPPER	NO	MIDDLE	YES	UPPER to MIDDLE
48201451200	UPPER	NO	UPPER	NO	No Change
48201451300	MIDDLE	NO			Not Applicable
48201451301			MIDDLE	YES	Not Applicable
48201451302			UPPER	NO	Not Applicable
48201451401	MIDDLE	YES	UPPER	YES	MIDDLE to UPPER
48201451402	NA	YES			Not Applicable
48201451403	MIDDLE	YES			Not Applicable
48201451404			MIDDLE	YES	Not Applicable
48201451405			NA	YES	Not Applicable
48201451406			MODERATE	YES	Not Applicable



Harris, TEXAS

Census Tract	2021		2022		Change in Tract Income Class from 2021 through 2022
	Tract Income Class	Minority Tract	Tract Income Class	Minority Tract	
48201451407			MODERATE	YES	Not Applicable
48201451500	UPPER	YES			Not Applicable
48201451501			MODERATE	YES	Not Applicable
48201451502			MIDDLE	YES	Not Applicable
48201451601	UPPER	NO			Not Applicable
48201451602	UPPER	YES			Not Applicable
48201451603			UPPER	YES	Not Applicable
48201451604			UPPER	NO	Not Applicable
48201451605			MIDDLE	YES	Not Applicable
48201451606			UPPER	YES	Not Applicable
48201451700	MIDDLE	YES	MIDDLE	YES	No Change
48201451800	MODERATE	YES	MODERATE	YES	No Change
48201451901	MODERATE	YES			Not Applicable
48201451902	UPPER	YES	UPPER	YES	No Change
48201451903			LOW	YES	Not Applicable
48201451904			MODERATE	YES	Not Applicable
48201452000	MIDDLE	YES			Not Applicable
48201452001			MODERATE	YES	Not Applicable
48201452002			MODERATE	YES	Not Applicable
48201452100	MIDDLE	YES			Not Applicable
48201452101			UPPER	YES	Not Applicable
48201452102			NA	YES	Not Applicable
48201452103			MODERATE	YES	Not Applicable
48201452201	LOW	YES			Not Applicable
48201452202	MODERATE	YES	MODERATE	YES	No Change
48201452203			LOW	YES	Not Applicable
48201452204			MODERATE	YES	Not Applicable

Harris, TEXAS

Census Tract	2021		2022		Change in Tract Income Class from 2021 through 2022
	Tract Income Class	Minority Tract	Tract Income Class	Minority Tract	
48201452300	MODERATE	YES	MIDDLE	YES	MODERATE to MIDDLE
48201452400	MODERATE	YES			Not Applicable
48201452401			MODERATE	YES	Not Applicable
48201452402			MODERATE	YES	Not Applicable
48201452500	LOW	YES			Not Applicable
48201452501			MODERATE	YES	Not Applicable
48201452502			MODERATE	YES	Not Applicable
48201452600	MODERATE	YES			Not Applicable
48201452601			LOW	YES	Not Applicable
48201452602			MODERATE	YES	Not Applicable
48201452700	MODERATE	YES			Not Applicable
48201452701			MODERATE	YES	Not Applicable
48201452702			MODERATE	YES	Not Applicable
48201452703			LOW	YES	Not Applicable
48201452801	MODERATE	YES	MODERATE	YES	No Change
48201452802	MODERATE	YES	MODERATE	YES	No Change
48201452900	MODERATE	YES	MODERATE	YES	No Change
48201453000	MODERATE	YES			Not Applicable
48201453001			NA	YES	Not Applicable
48201453002			MIDDLE	YES	Not Applicable
48201453100	LOW	YES	LOW	YES	No Change
48201453200	LOW	YES			Not Applicable
48201453201			LOW	YES	Not Applicable
48201453202			MODERATE	YES	Not Applicable
48201453300	LOW	YES	LOW	YES	No Change
48201453401	MODERATE	YES	MODERATE	YES	No Change
48201453402	MODERATE	YES			Not Applicable



Harris, TEXAS

Census Tract	2021		2022		Change in Tract Income Class from 2021 through 2022
	Tract Income Class	Minority Tract	Tract Income Class	Minority Tract	
48201453403	LOW	YES	LOW	YES	No Change
48201453404			MODERATE	YES	Not Applicable
48201453405			NA	YES	Not Applicable
48201453501	MODERATE	YES	MODERATE	YES	No Change
48201453502	MODERATE	YES	MODERATE	YES	No Change
48201453601	LOW	YES	MODERATE	YES	LOW to MODERATE
48201453602	MODERATE	YES			Not Applicable
48201453603			LOW	YES	Not Applicable
48201453604			MIDDLE	YES	Not Applicable
48201453700	MODERATE	YES			Not Applicable
48201453701			MODERATE	YES	Not Applicable
48201453702			MODERATE	YES	Not Applicable
48201453800	MIDDLE	YES	MODERATE	YES	MIDDLE to MODERATE
48201453900	MODERATE	YES			Not Applicable
48201453901			MIDDLE	YES	Not Applicable
48201453902			LOW	YES	Not Applicable
48201454000	MIDDLE	YES	MIDDLE	YES	No Change
48201454100	MIDDLE	YES	MODERATE	YES	MIDDLE to MODERATE
48201454200	MIDDLE	YES	MIDDLE	YES	No Change
48201454301	MODERATE	YES			Not Applicable
48201454302	MODERATE	YES	MODERATE	YES	No Change
48201454303			MODERATE	YES	Not Applicable
48201454304			MODERATE	YES	Not Applicable
48201454305			MODERATE	YES	Not Applicable
48201454400	MODERATE	YES	MODERATE	YES	No Change
48201454501	UPPER	NO			Not Applicable
48201454502	UPPER	NO	UPPER	YES	No Change

Harris, TEXAS

Census Tract	2021		2022		Change in Tract Income Class from 2021 through 2022
	Tract Income Class	Minority Tract	Tract Income Class	Minority Tract	
48201454503			UPPER	NO	Not Applicable
48201454504			UPPER	YES	Not Applicable
48201454505			UPPER	YES	Not Applicable
48201454600	MIDDLE	NO	MIDDLE	YES	No Change
48201454700	UPPER	NO	UPPER	NO	No Change
48201454800	MIDDLE	NO			Not Applicable
48201454801			MODERATE	YES	Not Applicable
48201454802			MIDDLE	YES	Not Applicable
48201454900	UPPER	NO			Not Applicable
48201454901			UPPER	NO	Not Applicable
48201454902			MIDDLE	YES	Not Applicable
48201455000	UPPER	NO	UPPER	NO	No Change
48201455101	UPPER	NO			Not Applicable
48201455102	UPPER	NO	UPPER	NO	No Change
48201455103			MIDDLE	NO	Not Applicable
48201455104			UPPER	NO	Not Applicable
48201455200	MIDDLE	NO	MIDDLE	NO	No Change
48201455300	UPPER	YES	MIDDLE	YES	UPPER to MIDDLE
48201510100	UPPER	YES	UPPER	NO	No Change
48201510200	UPPER	NO			Not Applicable
48201510201			NA	NO	Not Applicable
48201510202			UPPER	YES	Not Applicable
48201510300	UPPER	NO			Not Applicable
48201510301			UPPER	NO	Not Applicable
48201510302			UPPER	NO	Not Applicable
48201510400	UPPER	NO	UPPER	NO	No Change
48201510500	UPPER	NO	UPPER	NO	No Change



Harris, TEXAS

Census Tract	2021		2022		Change in Tract Income Class from 2021 through 2022
	Tract Income Class	Minority Tract	Tract Income Class	Minority Tract	
48201510600	UPPER	NO			Not Applicable
48201510601			UPPER	NO	Not Applicable
48201510602			UPPER	NO	Not Applicable
48201510700	UPPER	NO			Not Applicable
48201510701			UPPER	NO	Not Applicable
48201510702			UPPER	NO	Not Applicable
48201510800	UPPER	NO			Not Applicable
48201510801			UPPER	NO	Not Applicable
48201510802			UPPER	NO	Not Applicable
48201510803			UPPER	NO	Not Applicable
48201510900	UPPER	YES			Not Applicable
48201510901			UPPER	NO	Not Applicable
48201510902			UPPER	NO	Not Applicable
48201511001	UPPER	NO	UPPER	NO	No Change
48201511002	UPPER	NO			Not Applicable
48201511003			MIDDLE	NO	Not Applicable
48201511004			UPPER	NO	Not Applicable
48201511100	MIDDLE	YES	UPPER	NO	MIDDLE to UPPER
48201511200	UPPER	YES			Not Applicable
48201511201			UPPER	NO	Not Applicable
48201511202			UPPER	NO	Not Applicable
48201511301	UPPER	NO	UPPER	NO	No Change
48201511302	UPPER	NO	UPPER	NO	No Change
48201511400	UPPER	NO	UPPER	NO	No Change
48201511500	UPPER	NO			Not Applicable
48201511501			UPPER	NO	Not Applicable
48201511502			UPPER	NO	Not Applicable

Harris, TEXAS

Census Tract	2021		2022		Change in Tract Income Class from 2021 through 2022
	Tract Income Class	Minority Tract	Tract Income Class	Minority Tract	
48201511600	MODERATE	YES	MIDDLE	YES	MODERATE to MIDDLE
48201520100	MIDDLE	YES	UPPER	YES	MIDDLE to UPPER
48201520200	UPPER	YES	UPPER	NO	No Change
48201520300	MODERATE	YES			Not Applicable
48201520301			MODERATE	YES	Not Applicable
48201520302			MODERATE	YES	Not Applicable
48201520400	LOW	YES	LOW	YES	No Change
48201520500	LOW	YES			Not Applicable
48201520501			MODERATE	YES	Not Applicable
48201520502			MODERATE	YES	Not Applicable
48201520601	LOW	YES	LOW	YES	No Change
48201520602	LOW	YES			Not Applicable
48201520603			LOW	YES	Not Applicable
48201520604			MODERATE	YES	Not Applicable
48201520700	MIDDLE	YES	UPPER	NO	MIDDLE to UPPER
48201521000	MODERATE	YES	LOW	YES	MODERATE to LOW
48201521100	LOW	YES	LOW	YES	No Change
48201521200	LOW	YES			Not Applicable
48201521201			LOW	YES	Not Applicable
48201521202			MODERATE	YES	Not Applicable
48201521300	MODERATE	YES	MODERATE	YES	No Change
48201521400	LOW	YES			Not Applicable
48201521401			LOW	YES	Not Applicable
48201521402			LOW	YES	Not Applicable
48201521500	MIDDLE	YES			Not Applicable
48201521501			MODERATE	YES	Not Applicable
48201521502			MIDDLE	YES	Not Applicable



Harris, TEXAS

Census Tract	2021		2022		Change in Tract Income Class from 2021 through 2022
	Tract Income Class	Minority Tract	Tract Income Class	Minority Tract	
48201521600	MODERATE	YES	MODERATE	YES	No Change
48201521700	LOW	YES			Not Applicable
48201521701			LOW	YES	Not Applicable
48201521702			LOW	YES	Not Applicable
48201521800	MODERATE	YES	MIDDLE	YES	MODERATE to MIDDLE
48201521900	MIDDLE	YES	MIDDLE	YES	No Change
48201522000	MODERATE	YES			Not Applicable
48201522001			MIDDLE	YES	Not Applicable
48201522002			MIDDLE	YES	Not Applicable
48201522100	MODERATE	YES			Not Applicable
48201522101			MODERATE	YES	Not Applicable
48201522102			MIDDLE	YES	Not Applicable
48201522201	MODERATE	YES	MODERATE	YES	No Change
48201522202	LOW	YES	MODERATE	YES	LOW to MODERATE
48201522301	MODERATE	YES	MODERATE	YES	No Change
48201522302	MODERATE	YES	MODERATE	YES	No Change
48201522401	MIDDLE	YES	MIDDLE	YES	No Change
48201522402	MIDDLE	YES	MIDDLE	YES	No Change
48201522500	UPPER	NO	UPPER	NO	No Change
48201530100	LOW	YES			Not Applicable
48201530101			LOW	YES	Not Applicable
48201530102			MODERATE	YES	Not Applicable
48201530200	UPPER	NO	UPPER	NO	No Change
48201530300	MODERATE	YES	MODERATE	YES	No Change
48201530400	MODERATE	YES	MODERATE	YES	No Change
48201530500	MODERATE	YES			Not Applicable
48201530501			LOW	YES	Not Applicable

Harris, TEXAS

Census Tract	2021		2022		Change in Tract Income Class from 2021 through 2022
	Tract Income Class	Minority Tract	Tract Income Class	Minority Tract	
48201530502			MODERATE	YES	Not Applicable
48201530600	LOW	YES	MODERATE	YES	LOW to MODERATE
48201530700	LOW	YES			Not Applicable
48201530701			LOW	YES	Not Applicable
48201530702			LOW	YES	Not Applicable
48201530800	MODERATE	YES	MODERATE	YES	No Change
48201530900	MIDDLE	NO	UPPER	NO	MIDDLE to UPPER
48201531000	UPPER	NO	UPPER	NO	No Change
48201531100	UPPER	NO	UPPER	NO	No Change
48201531200	UPPER	YES	MIDDLE	NO	UPPER to MIDDLE
48201531300	MODERATE	YES	LOW	YES	MODERATE to LOW
48201531400	MIDDLE	NO	MIDDLE	YES	No Change
48201531500	MIDDLE	YES	MIDDLE	YES	No Change
48201531600	MIDDLE	NO	UPPER	NO	MIDDLE to UPPER
48201531700	UPPER	NO	UPPER	NO	No Change
48201531800	MODERATE	YES	MODERATE	YES	No Change
48201531900	MODERATE	YES	LOW	YES	MODERATE to LOW
48201532001	LOW	YES			Not Applicable
48201532002	MIDDLE	NO			Not Applicable
48201532003			LOW	YES	Not Applicable
48201532004			MODERATE	YES	Not Applicable
48201532100	MODERATE	YES			Not Applicable
48201532101			MIDDLE	YES	Not Applicable
48201532102			LOW	YES	Not Applicable
48201532200	LOW	YES	LOW	YES	No Change
48201532300	MODERATE	YES			Not Applicable
48201532301			MODERATE	YES	Not Applicable



Harris, TEXAS

Census Tract	2021		2022		Change in Tract Income Class from 2021 through 2022
	Tract Income Class	Minority Tract	Tract Income Class	Minority Tract	
48201532302			MODERATE	YES	Not Applicable
48201532400	MIDDLE	YES	MIDDLE	YES	No Change
48201532501	MODERATE	YES			Not Applicable
48201532502	MODERATE	YES	MODERATE	YES	No Change
48201532503			MIDDLE	YES	Not Applicable
48201532504			MIDDLE	YES	Not Applicable
48201532600	MODERATE	YES	LOW	YES	MODERATE to LOW
48201532700	MODERATE	YES	MODERATE	YES	No Change
48201532800	MODERATE	YES	MIDDLE	YES	MODERATE to MIDDLE
48201532900	MODERATE	YES	MODERATE	YES	No Change
48201533000	LOW	YES	LOW	YES	No Change
48201533100	MIDDLE	YES	MIDDLE	YES	No Change
48201533200	MIDDLE	YES	MODERATE	YES	MIDDLE to MODERATE
48201533300	LOW	YES			Not Applicable
48201533301			MODERATE	YES	Not Applicable
48201533302			LOW	YES	Not Applicable
48201533400	MODERATE	YES			Not Applicable
48201533401			MODERATE	YES	Not Applicable
48201533402			MODERATE	YES	Not Applicable
48201533500	MODERATE	YES	MODERATE	YES	No Change
48201533600	MODERATE	YES	LOW	YES	MODERATE to LOW
48201533701	LOW	YES	LOW	YES	No Change
48201533702	MODERATE	YES	MODERATE	YES	No Change
48201533801	MODERATE	YES			Not Applicable
48201533802	MODERATE	YES	MODERATE	YES	No Change
48201533803			MODERATE	YES	Not Applicable
48201533804			MIDDLE	YES	Not Applicable

Harris, TEXAS

Census Tract	2021		2022		Change in Tract Income Class from 2021 through 2022
	Tract Income Class	Minority Tract	Tract Income Class	Minority Tract	
48201533901	MODERATE	YES			Not Applicable
48201533902	LOW	YES	LOW	YES	No Change
48201533903			MODERATE	YES	Not Applicable
48201533904			MODERATE	YES	Not Applicable
48201534001	LOW	YES	MODERATE	YES	LOW to MODERATE
48201534002	MODERATE	YES	MODERATE	YES	No Change
48201534003	MIDDLE	YES	MIDDLE	YES	No Change
48201534100	MIDDLE	YES			Not Applicable
48201534101			UPPER	YES	Not Applicable
48201534102			MIDDLE	YES	Not Applicable
48201534201	MODERATE	YES	MODERATE	YES	No Change
48201534202	UPPER	NO			Not Applicable
48201534203	MODERATE	YES	MODERATE	YES	No Change
48201534204			UPPER	YES	Not Applicable
48201534205			UPPER	YES	Not Applicable
48201540100	UPPER	YES			Not Applicable
48201540101			UPPER	YES	Not Applicable
48201540102			UPPER	YES	Not Applicable
48201540200	MIDDLE	YES	MODERATE	YES	MIDDLE to MODERATE
48201540501	MODERATE	YES			Not Applicable
48201540502	MIDDLE	NO	MIDDLE	YES	No Change
48201540503			LOW	YES	Not Applicable
48201540504			LOW	YES	Not Applicable
48201540601	MIDDLE	YES	MIDDLE	YES	No Change
48201540602	MODERATE	YES	MIDDLE	YES	MODERATE to MIDDLE
48201540700	MIDDLE	YES	MIDDLE	YES	No Change
48201540800	MODERATE	YES	MIDDLE	YES	MODERATE to MIDDLE



Harris, TEXAS

Census Tract	2021		2022		Change in Tract Income Class from 2021 through 2022
	Tract Income Class	Minority Tract	Tract Income Class	Minority Tract	
48201540901	UPPER	NO	UPPER	NO	No Change
48201540902	UPPER	YES			Not Applicable
48201540903			MIDDLE	YES	Not Applicable
48201540904			MIDDLE	YES	Not Applicable
48201541001	MIDDLE	YES			Not Applicable
48201541002	UPPER	YES			Not Applicable
48201541003	UPPER	YES			Not Applicable
48201541004			UPPER	YES	Not Applicable
48201541005			MIDDLE	YES	Not Applicable
48201541006			UPPER	YES	Not Applicable
48201541007			UPPER	YES	Not Applicable
48201541008			UPPER	YES	Not Applicable
48201541009			MIDDLE	YES	Not Applicable
48201541100	UPPER	NO	MIDDLE	NO	UPPER to MIDDLE
48201541201	UPPER	NO			Not Applicable
48201541202	MIDDLE	YES			Not Applicable
48201541203	UPPER	NO	UPPER	NO	No Change
48201541204			MIDDLE	YES	Not Applicable
48201541205			MIDDLE	NO	Not Applicable
48201541206			MIDDLE	YES	Not Applicable
48201541207			UPPER	NO	Not Applicable
48201541300	MIDDLE	YES			Not Applicable
48201541301			MIDDLE	YES	Not Applicable
48201541302			MODERATE	YES	Not Applicable
48201541400	MIDDLE	YES			Not Applicable
48201541401			UPPER	YES	Not Applicable
48201541402			MODERATE	YES	Not Applicable

Harris, TEXAS

Census Tract	2021		2022		Change in Tract Income Class from 2021 through 2022
	Tract Income Class	Minority Tract	Tract Income Class	Minority Tract	
48201541403			NA	YES	Not Applicable
48201541404			MIDDLE	YES	Not Applicable
48201541500	MIDDLE	YES	MIDDLE	YES	No Change
48201541601	UPPER	NO			Not Applicable
48201541602	MIDDLE	YES			Not Applicable
48201541603			MODERATE	YES	Not Applicable
48201541604			MIDDLE	YES	Not Applicable
48201541700	MIDDLE	YES			Not Applicable
48201541701			MIDDLE	YES	Not Applicable
48201541702			MODERATE	YES	Not Applicable
48201541703			MIDDLE	YES	Not Applicable
48201541800	MIDDLE	YES			Not Applicable
48201541801			MODERATE	YES	Not Applicable
48201541802			MIDDLE	YES	Not Applicable
48201541900	UPPER	YES			Not Applicable
48201541901			UPPER	YES	Not Applicable
48201541902			UPPER	YES	Not Applicable
48201542000	MIDDLE	YES			Not Applicable
48201542001			MIDDLE	YES	Not Applicable
48201542002			UPPER	YES	Not Applicable
48201542003			MODERATE	YES	Not Applicable
48201542004			MIDDLE	YES	Not Applicable
48201542101	MIDDLE	YES			Not Applicable
48201542102	MIDDLE	YES			Not Applicable
48201542103			MIDDLE	YES	Not Applicable
48201542104			MODERATE	YES	Not Applicable
48201542105			MIDDLE	YES	Not Applicable



Harris, TEXAS

Census Tract	2021		2022		Change in Tract Income Class from 2021 through 2022
	Tract Income Class	Minority Tract	Tract Income Class	Minority Tract	
48201542106			MIDDLE	YES	Not Applicable
48201542107			MIDDLE	YES	Not Applicable
48201542108			MIDDLE	YES	Not Applicable
48201542200	MIDDLE	YES			Not Applicable
48201542201			MIDDLE	YES	Not Applicable
48201542202			MIDDLE	YES	Not Applicable
48201542203			MIDDLE	YES	Not Applicable
48201542301	MIDDLE	YES			Not Applicable
48201542302	MIDDLE	YES	UPPER	YES	MIDDLE to UPPER
48201542303			MIDDLE	YES	Not Applicable
48201542304			MIDDLE	YES	Not Applicable
48201542305			MIDDLE	YES	Not Applicable
48201542400	MIDDLE	YES			Not Applicable
48201542401			MODERATE	YES	Not Applicable
48201542402			MIDDLE	YES	Not Applicable
48201542500	UPPER	NO	UPPER	NO	No Change
48201542600	UPPER	YES	MIDDLE	YES	UPPER to MIDDLE
48201542700	MIDDLE	NO	MIDDLE	NO	No Change
48201542800	MIDDLE	NO	UPPER	NO	MIDDLE to UPPER
48201542900	MIDDLE	YES			Not Applicable
48201542901			MIDDLE	YES	Not Applicable
48201542902			UPPER	YES	Not Applicable
48201543001	UPPER	YES			Not Applicable
48201543002	UPPER	NO			Not Applicable
48201543003	MIDDLE	YES			Not Applicable
48201543004			UPPER	YES	Not Applicable
48201543005			MIDDLE	YES	Not Applicable

Harris, TEXAS

Census Tract	2021		2022		Change in Tract Income Class from 2021 through 2022
	Tract Income Class	Minority Tract	Tract Income Class	Minority Tract	
48201543006			UPPER	YES	Not Applicable
48201543007			UPPER	YES	Not Applicable
48201543008			MIDDLE	YES	Not Applicable
48201543009			MIDDLE	YES	Not Applicable
48201543010			MIDDLE	YES	Not Applicable
48201543011			MIDDLE	YES	Not Applicable
48201543100	MIDDLE	YES	MIDDLE	YES	No Change
48201543200	MIDDLE	YES			Not Applicable
48201543201			MIDDLE	YES	Not Applicable
48201543202			MIDDLE	YES	Not Applicable
48201550100	LOW	YES			Not Applicable
48201550101			LOW	YES	Not Applicable
48201550102			LOW	YES	Not Applicable
48201550200	LOW	YES			Not Applicable
48201550201			LOW	YES	Not Applicable
48201550202			LOW	YES	Not Applicable
48201550301	LOW	YES			Not Applicable
48201550302	MODERATE	YES			Not Applicable
48201550303			LOW	YES	Not Applicable
48201550304			LOW	YES	Not Applicable
48201550305			MIDDLE	YES	Not Applicable
48201550306			LOW	YES	Not Applicable
48201550307			LOW	YES	Not Applicable
48201550308			LOW	YES	Not Applicable
48201550401	MODERATE	YES			Not Applicable
48201550402	MIDDLE	YES			Not Applicable
48201550403			NA	YES	Not Applicable



Harris, TEXAS

Census Tract	2021		2022		Change in Tract Income Class from 2021 through 2022
	Tract Income Class	Minority Tract	Tract Income Class	Minority Tract	
48201550404			MODERATE	YES	Not Applicable
48201550405			MODERATE	YES	Not Applicable
48201550406			NA	YES	Not Applicable
48201550407			MIDDLE	YES	Not Applicable
48201550500	MODERATE	YES	MIDDLE	YES	MODERATE to MIDDLE
48201550601	MIDDLE	YES	MODERATE	YES	MIDDLE to MODERATE
48201550602	MODERATE	YES	MIDDLE	YES	MODERATE to MIDDLE
48201550603	MODERATE	YES	MODERATE	YES	No Change
48201550700	MIDDLE	YES	MIDDLE	YES	No Change
48201550800	MODERATE	YES	MODERATE	YES	No Change
48201550900	MODERATE	YES			Not Applicable
48201550901			MODERATE	YES	Not Applicable
48201550902			MODERATE	YES	Not Applicable
48201551000	MODERATE	YES	MODERATE	YES	No Change
48201551100	MODERATE	YES			Not Applicable
48201551101			MODERATE	YES	Not Applicable
48201551102			MODERATE	YES	Not Applicable
48201551200	MIDDLE	YES			Not Applicable
48201551201			MIDDLE	YES	Not Applicable
48201551202			MIDDLE	YES	Not Applicable
48201551300	MIDDLE	YES	MIDDLE	YES	No Change
48201551400	MIDDLE	YES	MIDDLE	YES	No Change
48201551500	MIDDLE	YES			Not Applicable
48201551501			NA	YES	Not Applicable
48201551502			MODERATE	YES	Not Applicable
48201551600	MODERATE	YES			Not Applicable
48201551601			MODERATE	YES	Not Applicable

Harris, TEXAS

Census Tract	2021		2022		Change in Tract Income Class from 2021 through 2022
	Tract Income Class	Minority Tract	Tract Income Class	Minority Tract	
48201551602			MODERATE	YES	Not Applicable
48201551701	MIDDLE	YES			Not Applicable
48201551702	UPPER	YES	UPPER	YES	No Change
48201551703	UPPER	YES	MIDDLE	YES	UPPER to MIDDLE
48201551704			UPPER	YES	Not Applicable
48201551705			MIDDLE	YES	Not Applicable
48201551800	UPPER	NO	UPPER	NO	No Change
48201551900	MODERATE	YES			Not Applicable
48201551901			NA	YES	Not Applicable
48201551902			LOW	YES	Not Applicable
48201552001	MIDDLE	YES			Not Applicable
48201552002	MIDDLE	YES	UPPER	YES	MIDDLE to UPPER
48201552003			UPPER	YES	Not Applicable
48201552004			MIDDLE	YES	Not Applicable
48201552101	MIDDLE	YES	MIDDLE	YES	No Change
48201552102	UPPER	NO	UPPER	YES	No Change
48201552103	MIDDLE	NO	UPPER	YES	MIDDLE to UPPER
48201552200	MIDDLE	YES	MIDDLE	YES	No Change
48201552301	UPPER	NO	MODERATE	NO	UPPER to MODERATE
48201552302	MIDDLE	NO			Not Applicable
48201552303			MODERATE	YES	Not Applicable
48201552304			UPPER	NO	Not Applicable
48201552400	MIDDLE	YES			Not Applicable
48201552401			MIDDLE	YES	Not Applicable
48201552402			MIDDLE	YES	Not Applicable
48201552500	MIDDLE	YES			Not Applicable
48201552501			LOW	YES	Not Applicable



Harris, TEXAS

Census Tract	2021		2022		Change in Tract Income Class from 2021 through 2022
	Tract Income Class	Minority Tract	Tract Income Class	Minority Tract	
48201552502			MIDDLE	YES	Not Applicable
48201552601	MODERATE	YES			Not Applicable
48201552602	MIDDLE	NO	MIDDLE	YES	No Change
48201552603			LOW	YES	Not Applicable
48201552604			NA	YES	Not Applicable
48201552700	MIDDLE	YES			Not Applicable
48201552701			MIDDLE	YES	Not Applicable
48201552702			MIDDLE	YES	Not Applicable
48201552800	UPPER	NO			Not Applicable
48201552801			UPPER	NO	Not Applicable
48201552802			MIDDLE	YES	Not Applicable
48201552900	MIDDLE	NO			Not Applicable
48201552901			MODERATE	YES	Not Applicable
48201552902			UPPER	NO	Not Applicable
48201553001	UPPER	YES	UPPER	YES	No Change
48201553002	UPPER	YES	MIDDLE	YES	UPPER to MIDDLE
48201553100	UPPER	YES			Not Applicable
48201553101			MIDDLE	YES	Not Applicable
48201553102			MIDDLE	YES	Not Applicable
48201553200	MODERATE	YES			Not Applicable
48201553201			MIDDLE	YES	Not Applicable
48201553202			MODERATE	YES	Not Applicable
48201553300	LOW	YES	MODERATE	YES	LOW to MODERATE
48201553401	UPPER	NO	UPPER	NO	No Change
48201553402	UPPER	NO			Not Applicable
48201553403	UPPER	NO	UPPER	YES	No Change
48201553404			UPPER	NO	Not Applicable

Harris, TEXAS

Census Tract	2021		2022		Change in Tract Income Class from 2021 through 2022
	Tract Income Class	Minority Tract	Tract Income Class	Minority Tract	
48201553405			UPPER	YES	Not Applicable
48201553500	UPPER	NO	MIDDLE	YES	UPPER to MIDDLE
48201553600	UPPER	NO			Not Applicable
48201553601			UPPER	NO	Not Applicable
48201553602			MODERATE	YES	Not Applicable
48201553700	MIDDLE	NO	MIDDLE	YES	No Change
48201553801	UPPER	NO	UPPER	NO	No Change
48201553802	MIDDLE	NO			Not Applicable
48201553803			UPPER	NO	Not Applicable
48201553804			MIDDLE	YES	Not Applicable
48201553900	UPPER	NO			Not Applicable
48201553901			UPPER	NO	Not Applicable
48201554001	UPPER	NO	MIDDLE	NO	UPPER to MIDDLE
48201554002	UPPER	NO	UPPER	NO	No Change
48201554101	UPPER	NO			Not Applicable
48201554102	UPPER	NO			Not Applicable
48201554103			UPPER	NO	Not Applicable
48201554104			UPPER	NO	Not Applicable
48201554200	MIDDLE	YES			Not Applicable
48201554201			MIDDLE	YES	Not Applicable
48201554202			MIDDLE	YES	Not Applicable
48201554301	UPPER	NO	UPPER	NO	No Change
48201554302	UPPER	NO	MIDDLE	YES	UPPER to MIDDLE
48201554401	UPPER	NO			Not Applicable
48201554402	UPPER	NO			Not Applicable
48201554403	UPPER	NO			Not Applicable
48201554404			UPPER	NO	Not Applicable



GeoDataVision Report D-1 Census Tract Reference Book 2021/2022: TEXAS

Harris, TEXAS

Census Tract	2021		2022		Change in Tract Income Class from 2021 through 2022
	Tract Income Class	Minority Tract	Tract Income Class	Minority Tract	
48201554405			UPPER	YES	Not Applicable
48201554406			UPPER	YES	Not Applicable
48201554407			UPPER	NO	Not Applicable
48201554408			UPPER	NO	Not Applicable
48201554409			UPPER	NO	Not Applicable
48201554410			UPPER	NO	Not Applicable
48201554501	UPPER	NO	UPPER	NO	No Change
48201554502	UPPER	NO	UPPER	NO	No Change
48201554600	UPPER	NO	UPPER	NO	No Change
48201554700	UPPER	NO			Not Applicable
48201554701			MIDDLE	YES	Not Applicable
48201554702			UPPER	NO	Not Applicable
48201554801	MIDDLE	NO			Not Applicable
48201554802	UPPER	NO			Not Applicable
48201554803			UPPER	NO	Not Applicable
48201554804			UPPER	NO	Not Applicable
48201554805			MIDDLE	YES	Not Applicable
48201554806			UPPER	YES	Not Applicable
48201554807			MIDDLE	YES	Not Applicable
48201554808			UPPER	NO	Not Applicable
48201554809			MIDDLE	NO	Not Applicable
48201554901	MIDDLE	YES			Not Applicable
48201554902	UPPER	NO	UPPER	NO	No Change
48201554903	UPPER	NO			Not Applicable
48201554904			UPPER	YES	Not Applicable
48201554905			UPPER	NO	Not Applicable
48201554906			MIDDLE	YES	Not Applicable

Harris, TEXAS

Census Tract	2021		2022		Change in Tract Income Class from 2021 through 2022
	Tract Income Class	Minority Tract	Tract Income Class	Minority Tract	
48201554907			MIDDLE	YES	Not Applicable
48201554908			MIDDLE	YES	Not Applicable
48201555000	MIDDLE	NO			Not Applicable
48201555001			UPPER	YES	Not Applicable
48201555002			MIDDLE	NO	Not Applicable
48201555100	MIDDLE	NO			Not Applicable
48201555101			UPPER	YES	Not Applicable
48201555102			MIDDLE	YES	Not Applicable
48201555200	MIDDLE	NO	MIDDLE	YES	No Change
48201555301	UPPER	NO	UPPER	NO	No Change
48201555302	UPPER	NO			Not Applicable
48201555303	UPPER	NO	UPPER	NO	No Change
48201555304			UPPER	NO	Not Applicable
48201555305			UPPER	NO	Not Applicable
48201555401	MIDDLE	NO	MIDDLE	NO	No Change
48201555402	MIDDLE	NO			Not Applicable
48201555403			MIDDLE	NO	Not Applicable
48201555404			MIDDLE	NO	Not Applicable
48201555501	UPPER	NO	MIDDLE	NO	UPPER to MIDDLE
48201555502	UPPER	NO			Not Applicable
48201555503			MIDDLE	NO	Not Applicable
48201555504			UPPER	NO	Not Applicable
48201555505			UPPER	NO	Not Applicable
48201555600	UPPER	NO	UPPER	NO	No Change
48201555701	UPPER	NO	UPPER	NO	No Change
48201555702	UPPER	NO			Not Applicable
48201555703			UPPER	NO	Not Applicable



Harris, TEXAS

Census Tract	2021		2022		Change in Tract Income Class from 2021 through 2022
	Tract Income Class	Minority Tract	Tract Income Class	Minority Tract	
48201555704			UPPER	NO	Not Applicable
48201556000	MIDDLE	NO	MIDDLE	YES	No Change
48201556100			UPPER	NO	Not Applicable
48201980000	NA	NO	NA	YES	No Change
48201980100	LOW	YES	NA	YES	LOW to NA
48201980200			UPPER	YES	Not Applicable
48201980300			NA	YES	Not Applicable
48201980400			NA	YES	Not Applicable
48201980700			UPPER	NO	Not Applicable

Harris, TEXAS

Census Tract	2021		2022		Change in Tract Income Class from 2021 through 2022
	Tract Income Class	Minority Tract	Tract Income Class	Minority Tract	

Summary Data: Harris	2021	2022
Number of Census Tracts	786	1,115
Number of Minority Tracts	556	865
Percentage of Minority Tracts	70.74%	77.58%
Number of Low Income Tracts	147	202
Percentage of Low Income Tracts	18.70%	18.12%
Number of Moderate Income Tracts	250	313
Percentage of Moderate Income Tracts	31.81%	28.07%
Number of Middle Income Tracts	167	272
Percentage of Middle Income Tracts	21.25%	24.39%
Number of Upper Income Tracts	216	290
Percentage of Upper Income Tracts	27.48%	26.01%
Number of NA Income Tracts	6	38
Percentage of NA Income Tracts	0.76%	3.41%

Harrison, TEXAS

Census Tract	2021		2022		Change in Tract Income Class from 2021 through 2022
	Tract Income Class	Minority Tract	Tract Income Class	Minority Tract	
48203020102	MODERATE	NO			Not Applicable
48203020103	MIDDLE	NO	MIDDLE	NO	No Change
48203020104	MIDDLE	NO	MIDDLE	NO	No Change



Harrison, TEXAS

Census Tract	2021		2022		Change in Tract Income Class from 2021 through 2022
	Tract Income Class	Minority Tract	Tract Income Class	Minority Tract	
48203020105			MIDDLE	NO	Not Applicable
48203020106			MIDDLE	NO	Not Applicable
48203020200	MIDDLE	NO			Not Applicable
48203020201			MIDDLE	NO	Not Applicable
48203020202			UPPER	NO	Not Applicable
48203020301	UPPER	NO	MIDDLE	NO	UPPER to MIDDLE
48203020302	MODERATE	YES	MODERATE	YES	No Change
48203020401	MODERATE	YES	MODERATE	YES	No Change
48203020402	MODERATE	YES	MODERATE	YES	No Change
48203020501	MIDDLE	YES	MIDDLE	YES	No Change
48203020502	MIDDLE	NO	MIDDLE	NO	No Change
48203020603	UPPER	NO	UPPER	NO	No Change
48203020604	MIDDLE	NO	MIDDLE	NO	No Change
48203020605	UPPER	NO	MIDDLE	NO	UPPER to MIDDLE
48203020606	UPPER	NO	MIDDLE	NO	UPPER to MIDDLE

Harrison, TEXAS

Census Tract	2021		2022		Change in Tract Income Class from 2021 through 2022
	Tract Income Class	Minority Tract	Tract Income Class	Minority Tract	

Summary Data: Harrison	2021	2022
Number of Census Tracts	14	16
Number of Minority Tracts	4	4
Percentage of Minority Tracts	28.57%	25.00%
Number of Low Income Tracts	0	0
Percentage of Low Income Tracts	0.00%	0.00%
Number of Moderate Income Tracts	4	3
Percentage of Moderate Income Tracts	28.57%	18.75%
Number of Middle Income Tracts	6	11
Percentage of Middle Income Tracts	42.86%	68.75%
Number of Upper Income Tracts	4	2
Percentage of Upper Income Tracts	28.57%	12.50%
Number of NA Income Tracts	0	0
Percentage of NA Income Tracts	0.00%	0.00%

Hartley, TEXAS

Census Tract	2021		2022		Change in Tract Income Class from 2021 through 2022
	Tract Income Class	Minority Tract	Tract Income Class	Minority Tract	
48205950200	UPPER	NO	MIDDLE	NO	UPPER to MIDDLE



Hartley, TEXAS

Census Tract	2021		2022		Change in Tract Income Class from 2021 through 2022
	Tract Income Class	Minority Tract	Tract Income Class	Minority Tract	

Summary Data: Hartley	2021	2022
Number of Census Tracts	1	1
Number of Minority Tracts	0	0
Percentage of Minority Tracts	0.00%	0.00%
Number of Low Income Tracts	0	0
Percentage of Low Income Tracts	0.00%	0.00%
Number of Moderate Income Tracts	0	0
Percentage of Moderate Income Tracts	0.00%	0.00%
Number of Middle Income Tracts	0	1
Percentage of Middle Income Tracts	0.00%	100.00%
Number of Upper Income Tracts	1	0
Percentage of Upper Income Tracts	100.00%	0.00%
Number of NA Income Tracts	0	0
Percentage of NA Income Tracts	0.00%	0.00%

Haskell, TEXAS

Census Tract	2021		2022		Change in Tract Income Class from 2021 through 2022
	Tract Income Class	Minority Tract	Tract Income Class	Minority Tract	

Summary Data: Haskell	2021	2022
Number of Census Tracts	2	2
Number of Minority Tracts	0	0
Percentage of Minority Tracts	0.00%	0.00%
Number of Low Income Tracts	0	0
Percentage of Low Income Tracts	0.00%	0.00%
Number of Moderate Income Tracts	0	0
Percentage of Moderate Income Tracts	0.00%	0.00%
Number of Middle Income Tracts	2	2
Percentage of Middle Income Tracts	100.00%	100.00%
Number of Upper Income Tracts	0	0
Percentage of Upper Income Tracts	0.00%	0.00%
Number of NA Income Tracts	0	0
Percentage of NA Income Tracts	0.00%	0.00%

Haskell, TEXAS

Census Tract	2021		2022		Change in Tract Income Class from 2021 through 2022
	Tract Income Class	Minority Tract	Tract Income Class	Minority Tract	
48207950300	MIDDLE	NO	MIDDLE	NO	No Change
48207950400	MIDDLE	NO	MIDDLE	NO	No Change

Hays, TEXAS

Census Tract	2021		2022		Change in Tract Income Class from 2021 through 2022
	Tract Income Class	Minority Tract	Tract Income Class	Minority Tract	
48209010100	MIDDLE	NO	MIDDLE	NO	No Change
48209010200	MIDDLE	NO	NA	YES	MIDDLE to NA
48209010302	MODERATE	YES	LOW	YES	MODERATE to LOW



Hays, TEXAS

Census Tract	2021		2022		Change in Tract Income Class from 2021 through 2022
	Tract Income Class	Minority Tract	Tract Income Class	Minority Tract	
48209010303	MODERATE	NO			Not Applicable
48209010304	LOW	YES			Not Applicable
48209010305			LOW	YES	Not Applicable
48209010306			LOW	YES	Not Applicable
48209010307			NA	YES	Not Applicable
48209010308			LOW	YES	Not Applicable
48209010309			LOW	YES	Not Applicable
48209010400	MODERATE	YES			Not Applicable
48209010401			LOW	YES	Not Applicable
48209010402			MODERATE	YES	Not Applicable
48209010500	LOW	YES	MODERATE	YES	LOW to MODERATE
48209010600	MIDDLE	NO			Not Applicable
48209010601			MODERATE	NO	Not Applicable
48209010602			MIDDLE	NO	Not Applicable
48209010603			MIDDLE	NO	Not Applicable
48209010701	MODERATE	NO			Not Applicable
48209010702	MIDDLE	NO	MIDDLE	NO	No Change
48209010703			MODERATE	NO	Not Applicable
48209010704			MODERATE	NO	Not Applicable
48209010803	MIDDLE	NO			Not Applicable
48209010804	MIDDLE	NO			Not Applicable
48209010805	UPPER	NO			Not Applicable
48209010806	UPPER	NO	UPPER	NO	No Change
48209010807	MIDDLE	NO	UPPER	NO	MIDDLE to UPPER
48209010808	MIDDLE	NO			Not Applicable
48209010809	UPPER	NO	UPPER	NO	No Change
48209010810			MIDDLE	NO	Not Applicable

Hays, TEXAS

Census Tract	2021		2022		Change in Tract Income Class from 2021 through 2022
	Tract Income Class	Minority Tract	Tract Income Class	Minority Tract	
48209010811			MIDDLE	NO	Not Applicable
48209010812			UPPER	NO	Not Applicable
48209010813			UPPER	NO	Not Applicable
48209010814			MIDDLE	NO	Not Applicable
48209010815			MIDDLE	NO	Not Applicable
48209010816			UPPER	NO	Not Applicable
48209010817			MIDDLE	NO	Not Applicable
48209010818			MIDDLE	NO	Not Applicable
48209010901	UPPER	NO			Not Applicable
48209010902	MIDDLE	NO			Not Applicable
48209010905	MIDDLE	NO	MIDDLE	NO	No Change
48209010906	MIDDLE	YES			Not Applicable
48209010907	MODERATE	YES			Not Applicable
48209010908	MODERATE	YES			Not Applicable
48209010909	UPPER	NO	MIDDLE	NO	UPPER to MIDDLE
48209010910	MIDDLE	YES			Not Applicable
48209010911			MIDDLE	NO	Not Applicable
48209010912			UPPER	NO	Not Applicable
48209010913			MIDDLE	YES	Not Applicable
48209010914			UPPER	NO	Not Applicable
48209010915			MIDDLE	NO	Not Applicable
48209010916			MODERATE	YES	Not Applicable
48209010917			MIDDLE	YES	Not Applicable
48209010918			MIDDLE	YES	Not Applicable
48209010919			MODERATE	YES	Not Applicable
48209010920			MODERATE	YES	Not Applicable
48209010921			MODERATE	YES	Not Applicable



Hays, TEXAS

Census Tract	2021		2022		Change in Tract Income Class from 2021 through 2022
	Tract Income Class	Minority Tract	Tract Income Class	Minority Tract	
48209010922			MIDDLE	YES	Not Applicable
48209010923			MIDDLE	YES	Not Applicable
48209010924			MIDDLE	YES	Not Applicable
48209010925			MODERATE	YES	Not Applicable

Summary Data: Hays	2021	2022
Number of Census Tracts	25	46
Number of Minority Tracts	8	21
Percentage of Minority Tracts	32.00%	45.65%
Number of Low Income Tracts	2	6
Percentage of Low Income Tracts	8.00%	13.04%
Number of Moderate Income Tracts	6	10
Percentage of Moderate Income Tracts	24.00%	21.74%
Number of Middle Income Tracts	12	20
Percentage of Middle Income Tracts	48.00%	43.48%
Number of Upper Income Tracts	5	8
Percentage of Upper Income Tracts	20.00%	17.39%
Number of NA Income Tracts	0	2
Percentage of NA Income Tracts	0.00%	4.35%

Hemphill, TEXAS

Census Tract	2021		2022		Change in Tract Income Class from 2021 through 2022
	Tract Income Class	Minority Tract	Tract Income Class	Minority Tract	
48211950300	UPPER	NO	UPPER	NO	No Change

Summary Data: Hemphill	2021	2022
Number of Census Tracts	1	1
Number of Minority Tracts	0	0
Percentage of Minority Tracts	0.00%	0.00%
Number of Low Income Tracts	0	0
Percentage of Low Income Tracts	0.00%	0.00%
Number of Moderate Income Tracts	0	0
Percentage of Moderate Income Tracts	0.00%	0.00%
Number of Middle Income Tracts	0	0
Percentage of Middle Income Tracts	0.00%	0.00%
Number of Upper Income Tracts	1	1
Percentage of Upper Income Tracts	100.00%	100.00%
Number of NA Income Tracts	0	0
Percentage of NA Income Tracts	0.00%	0.00%

Henderson, TEXAS

Census Tract	2021		2022		Change in Tract Income Class from 2021 through 2022
	Tract Income Class	Minority Tract	Tract Income Class	Minority Tract	
48213950100	MIDDLE	NO			Not Applicable
48213950101			UPPER	NO	Not Applicable



Henderson, TEXAS

Census Tract	2021		2022		Change in Tract Income Class from 2021 through 2022
	Tract Income Class	Minority Tract	Tract Income Class	Minority Tract	
48213950102			MIDDLE	NO	Not Applicable
48213950200	MIDDLE	NO			Not Applicable
48213950201			UPPER	NO	Not Applicable
48213950202			MIDDLE	NO	Not Applicable
48213950300	MIDDLE	NO			Not Applicable
48213950301			MIDDLE	NO	Not Applicable
48213950302			MIDDLE	NO	Not Applicable
48213950303			UPPER	NO	Not Applicable
48213950400	MIDDLE	NO	MIDDLE	NO	No Change
48213950500	MIDDLE	NO	MODERATE	NO	MIDDLE to MODERATE
48213950601	MODERATE	NO	MIDDLE	NO	MODERATE to MIDDLE
48213950602	MIDDLE	NO			Not Applicable
48213950603			MIDDLE	NO	Not Applicable
48213950604			MIDDLE	NO	Not Applicable
48213950700	MIDDLE	NO	MODERATE	NO	MIDDLE to MODERATE
48213950800	UPPER	NO			Not Applicable
48213950801			MIDDLE	NO	Not Applicable
48213950802			MIDDLE	NO	Not Applicable
48213950901	MIDDLE	NO			Not Applicable
48213950902	MIDDLE	NO	MIDDLE	NO	No Change
48213950903	UPPER	NO	UPPER	NO	No Change
48213950904			MIDDLE	NO	Not Applicable
48213950905			MIDDLE	NO	Not Applicable
48213951000	MODERATE	NO	MODERATE	NO	No Change
48213951100	UPPER	NO			Not Applicable
48213951101			UPPER	NO	Not Applicable
48213951102			UPPER	NO	Not Applicable

Henderson, TEXAS

Census Tract	2021		2022		Change in Tract Income Class from 2021 through 2022
	Tract Income Class	Minority Tract	Tract Income Class	Minority Tract	
48213951200	MODERATE	YES			Not Applicable
48213951201			MIDDLE	NO	Not Applicable
48213951202			LOW	YES	Not Applicable
48213951300	MIDDLE	NO	UPPER	NO	MIDDLE to UPPER
48213951400	MIDDLE	NO			Not Applicable
48213951401			MIDDLE	NO	Not Applicable
48213951402			UPPER	NO	Not Applicable
48213951403			MIDDLE	NO	Not Applicable



Henderson, TEXAS

Census Tract	2021		2022		Change in Tract Income Class from 2021 through 2022
	Tract Income Class	Minority Tract	Tract Income Class	Minority Tract	

Summary Data: Henderson	2021	2022
Number of Census Tracts	17	28
Number of Minority Tracts	1	1
Percentage of Minority Tracts	5.88%	3.57%
Number of Low Income Tracts	0	1
Percentage of Low Income Tracts	0.00%	3.57%
Number of Moderate Income Tracts	3	3
Percentage of Moderate Income Tracts	17.65%	10.71%
Number of Middle Income Tracts	11	16
Percentage of Middle Income Tracts	64.71%	57.14%
Number of Upper Income Tracts	3	8
Percentage of Upper Income Tracts	17.65%	28.57%
Number of NA Income Tracts	0	0
Percentage of NA Income Tracts	0.00%	0.00%

Hidalgo, TEXAS

Census Tract	2021		2022		Change in Tract Income Class from 2021 through 2022
	Tract Income Class	Minority Tract	Tract Income Class	Minority Tract	
48215020101	MODERATE	YES			Not Applicable
48215020102	MIDDLE	YES			Not Applicable
48215020103			MODERATE	YES	Not Applicable

Hidalgo, TEXAS

Census Tract	2021		2022		Change in Tract Income Class from 2021 through 2022
	Tract Income Class	Minority Tract	Tract Income Class	Minority Tract	
48215020104			MODERATE	YES	Not Applicable
48215020105			LOW	YES	Not Applicable
48215020106			MIDDLE	YES	Not Applicable
48215020107			UPPER	YES	Not Applicable
48215020108			MIDDLE	YES	Not Applicable
48215020201	MIDDLE	YES			Not Applicable
48215020202	MIDDLE	YES			Not Applicable
48215020204	MIDDLE	YES			Not Applicable
48215020205	MIDDLE	YES	MIDDLE	YES	No Change
48215020206			MODERATE	YES	Not Applicable
48215020207			MIDDLE	YES	Not Applicable
48215020208			MIDDLE	YES	Not Applicable
48215020209			UPPER	YES	Not Applicable
48215020210			MIDDLE	YES	Not Applicable
48215020211			UPPER	YES	Not Applicable
48215020301	UPPER	YES			Not Applicable
48215020302	UPPER	YES			Not Applicable
48215020303			UPPER	YES	Not Applicable
48215020304			UPPER	YES	Not Applicable
48215020305			UPPER	YES	Not Applicable
48215020306			UPPER	YES	Not Applicable
48215020307			UPPER	YES	Not Applicable
48215020402	UPPER	YES			Not Applicable
48215020403	MODERATE	YES	MIDDLE	YES	MODERATE to MIDDLE
48215020404	MIDDLE	YES			Not Applicable
48215020405			UPPER	YES	Not Applicable
48215020406			MIDDLE	YES	Not Applicable



GeoDataVision Report D-1 Census Tract Reference Book 2021/2022: TEXAS

Hidalgo, TEXAS

Census Tract	2021		2022		Change in Tract Income Class from 2021 through 2022
	Tract Income Class	Minority Tract	Tract Income Class	Minority Tract	
48215020407			UPPER	YES	Not Applicable
48215020408			MIDDLE	YES	Not Applicable
48215020409			MIDDLE	NO	Not Applicable
48215020501	MIDDLE	YES			Not Applicable
48215020503	MIDDLE	YES			Not Applicable
48215020504	MIDDLE	YES			Not Applicable
48215020505			LOW	YES	Not Applicable
48215020506			MIDDLE	YES	Not Applicable
48215020507			LOW	YES	Not Applicable
48215020508			MODERATE	YES	Not Applicable
48215020509			MODERATE	YES	Not Applicable
48215020510			UPPER	YES	Not Applicable
48215020511			NA	YES	Not Applicable
48215020512			NA	YES	Not Applicable
48215020513			LOW	YES	Not Applicable
48215020600	MODERATE	YES	MODERATE	YES	No Change
48215020701	UPPER	YES			Not Applicable
48215020721	UPPER	YES			Not Applicable
48215020723	MODERATE	YES			Not Applicable
48215020724	UPPER	YES	UPPER	YES	No Change
48215020725	UPPER	YES	MIDDLE	YES	UPPER to MIDDLE
48215020726	MIDDLE	YES			Not Applicable
48215020727			UPPER	YES	Not Applicable
48215020728			NA	YES	Not Applicable
48215020729			MODERATE	YES	Not Applicable
48215020730			LOW	YES	Not Applicable
48215020731			MODERATE	YES	Not Applicable

Hidalgo, TEXAS

Census Tract	2021		2022		Change in Tract Income Class from 2021 through 2022
	Tract Income Class	Minority Tract	Tract Income Class	Minority Tract	
48215020732			UPPER	YES	Not Applicable
48215020733			NA	YES	Not Applicable
48215020734			UPPER	YES	Not Applicable
48215020735			NA	YES	Not Applicable
48215020736			UPPER	YES	Not Applicable
48215020802	UPPER	YES			Not Applicable
48215020803	UPPER	YES			Not Applicable
48215020804	UPPER	YES	UPPER	YES	No Change
48215020805			UPPER	YES	Not Applicable
48215020806			UPPER	YES	Not Applicable
48215020807			UPPER	YES	Not Applicable
48215020808			MIDDLE	YES	Not Applicable
48215020901	UPPER	YES			Not Applicable
48215020903	UPPER	YES			Not Applicable
48215020904	UPPER	YES			Not Applicable
48215020905			UPPER	YES	Not Applicable
48215020906			UPPER	YES	Not Applicable
48215020907			MIDDLE	YES	Not Applicable
48215020908			UPPER	YES	Not Applicable
48215020909			UPPER	YES	Not Applicable
48215020910			UPPER	YES	Not Applicable
48215021000	MODERATE	YES			Not Applicable
48215021001			NA	YES	Not Applicable
48215021002			MODERATE	YES	Not Applicable
48215021003			UPPER	YES	Not Applicable
48215021100	MODERATE	YES	MODERATE	YES	No Change
48215021201	UPPER	YES	MIDDLE	YES	UPPER to MIDDLE



GeoDataVision Report D-1 Census Tract Reference Book 2021/2022: TEXAS

Hidalgo, TEXAS

Census Tract	2021		2022		Change in Tract Income Class from 2021 through 2022
	Tract Income Class	Minority Tract	Tract Income Class	Minority Tract	
48215021202	UPPER	YES			Not Applicable
48215021203			MIDDLE	YES	Not Applicable
48215021204			MIDDLE	YES	Not Applicable
48215021302	MODERATE	YES			Not Applicable
48215021303	MIDDLE	YES			Not Applicable
48215021304	UPPER	YES			Not Applicable
48215021305	MIDDLE	YES			Not Applicable
48215021306			MODERATE	YES	Not Applicable
48215021307			MIDDLE	YES	Not Applicable
48215021308			MODERATE	YES	Not Applicable
48215021309			MIDDLE	YES	Not Applicable
48215021310			MIDDLE	YES	Not Applicable
48215021311			MIDDLE	YES	Not Applicable
48215021312			MIDDLE	YES	Not Applicable
48215021313			LOW	YES	Not Applicable
48215021314			MODERATE	YES	Not Applicable
48215021315			MIDDLE	YES	Not Applicable
48215021401	MODERATE	YES	MIDDLE	YES	MODERATE to MIDDLE
48215021403	UPPER	YES			Not Applicable
48215021404	MIDDLE	YES			Not Applicable
48215021405			MIDDLE	YES	Not Applicable
48215021406			UPPER	YES	Not Applicable
48215021407			MIDDLE	YES	Not Applicable
48215021408			UPPER	YES	Not Applicable
48215021409			MIDDLE	YES	Not Applicable
48215021500	MIDDLE	YES	MODERATE	YES	MIDDLE to MODERATE
48215021600	MODERATE	YES	LOW	YES	MODERATE to LOW

Hidalgo, TEXAS

Census Tract	2021		2022		Change in Tract Income Class from 2021 through 2022
	Tract Income Class	Minority Tract	Tract Income Class	Minority Tract	
48215021701	UPPER	YES			Not Applicable
48215021702	UPPER	YES			Not Applicable
48215021703			MODERATE	YES	Not Applicable
48215021704			UPPER	YES	Not Applicable
48215021705			MIDDLE	YES	Not Applicable
48215021706			MIDDLE	YES	Not Applicable
48215021707			UPPER	YES	Not Applicable
48215021803	MIDDLE	YES	MIDDLE	YES	No Change
48215021804	MODERATE	YES	MIDDLE	YES	MODERATE to MIDDLE
48215021805	MIDDLE	YES			Not Applicable
48215021806	MIDDLE	YES			Not Applicable
48215021807			MODERATE	YES	Not Applicable
48215021808			MIDDLE	YES	Not Applicable
48215021809			MODERATE	YES	Not Applicable
48215021810			MIDDLE	YES	Not Applicable
48215021901	MODERATE	YES			Not Applicable
48215021903	MIDDLE	YES	MIDDLE	YES	No Change
48215021904	MIDDLE	YES	MIDDLE	YES	No Change
48215021905			MODERATE	YES	Not Applicable
48215021906			MIDDLE	YES	Not Applicable
48215022001	UPPER	YES			Not Applicable
48215022003	MIDDLE	YES			Not Applicable
48215022004	MIDDLE	YES			Not Applicable
48215022005			MIDDLE	YES	Not Applicable
48215022006			UPPER	YES	Not Applicable
48215022007			UPPER	YES	Not Applicable
48215022008			MIDDLE	YES	Not Applicable



GeoDataVision Report D-1 Census Tract Reference Book 2021/2022: TEXAS

Hidalgo, TEXAS

Census Tract	2021		2022		Change in Tract Income Class from 2021 through 2022
	Tract Income Class	Minority Tract	Tract Income Class	Minority Tract	
48215022009			UPPER	YES	Not Applicable
48215022010			MIDDLE	YES	Not Applicable
48215022011			UPPER	YES	Not Applicable
48215022103	UPPER	YES			Not Applicable
48215022104	MODERATE	YES			Not Applicable
48215022105	MODERATE	YES	LOW	YES	MODERATE to LOW
48215022106	MIDDLE	YES			Not Applicable
48215022107			MODERATE	YES	Not Applicable
48215022108			UPPER	YES	Not Applicable
48215022109			MIDDLE	YES	Not Applicable
48215022110			MODERATE	YES	Not Applicable
48215022111			LOW	YES	Not Applicable
48215022112			MODERATE	YES	Not Applicable
48215022113			MODERATE	YES	Not Applicable
48215022201	MODERATE	YES			Not Applicable
48215022203	MODERATE	YES	MODERATE	YES	No Change
48215022204	MIDDLE	YES	MIDDLE	YES	No Change
48215022205			MIDDLE	YES	Not Applicable
48215022206			MODERATE	YES	Not Applicable
48215022300	UPPER	YES			Not Applicable
48215022301			UPPER	YES	Not Applicable
48215022302			UPPER	YES	Not Applicable
48215022401	MIDDLE	YES	MIDDLE	YES	No Change
48215022402	MIDDLE	YES	UPPER	YES	MIDDLE to UPPER
48215022501	MODERATE	YES			Not Applicable
48215022502	MODERATE	YES	MIDDLE	YES	MODERATE to MIDDLE
48215022503			LOW	YES	Not Applicable

Hidalgo, TEXAS

Census Tract	2021		2022		Change in Tract Income Class from 2021 through 2022
	Tract Income Class	Minority Tract	Tract Income Class	Minority Tract	
48215022504			MIDDLE	YES	Not Applicable
48215022600	MIDDLE	YES	MODERATE	YES	MIDDLE to MODERATE
48215022701	MIDDLE	YES			Not Applicable
48215022702	MODERATE	YES			Not Applicable
48215022703			MIDDLE	YES	Not Applicable
48215022704			MIDDLE	YES	Not Applicable
48215022705			MODERATE	YES	Not Applicable
48215022706			MODERATE	YES	Not Applicable
48215022800	MIDDLE	YES			Not Applicable
48215022801			MIDDLE	YES	Not Applicable
48215022802			UPPER	YES	Not Applicable
48215022900	MIDDLE	YES	UPPER	YES	MIDDLE to UPPER
48215023000	MIDDLE	YES	MIDDLE	YES	No Change
48215023102	MIDDLE	YES			Not Applicable
48215023103	MODERATE	YES	MIDDLE	YES	MODERATE to MIDDLE
48215023104	MODERATE	YES	MODERATE	YES	No Change
48215023105			UPPER	YES	Not Applicable
48215023106			MODERATE	YES	Not Applicable
48215023503	MIDDLE	YES			Not Applicable
48215023504	UPPER	YES			Not Applicable
48215023507	MIDDLE	YES			Not Applicable
48215023509	UPPER	YES			Not Applicable
48215023510	UPPER	YES			Not Applicable
48215023511	MODERATE	YES			Not Applicable
48215023512	NA	YES			Not Applicable
48215023513	MIDDLE	YES			Not Applicable
48215023514	MODERATE	YES			Not Applicable



Hidalgo, TEXAS

Census Tract	2021		2022		Change in Tract Income Class from 2021 through 2022
	Tract Income Class	Minority Tract	Tract Income Class	Minority Tract	
48215023515	MIDDLE	YES			Not Applicable
48215023516			MODERATE	YES	Not Applicable
48215023517			MIDDLE	YES	Not Applicable
48215023518			UPPER	YES	Not Applicable
48215023519			UPPER	YES	Not Applicable
48215023520			MODERATE	YES	Not Applicable
48215023521			UPPER	YES	Not Applicable
48215023522			MIDDLE	YES	Not Applicable
48215023523			MODERATE	YES	Not Applicable
48215023524			MIDDLE	YES	Not Applicable
48215023525			MODERATE	YES	Not Applicable
48215023526			NA	YES	Not Applicable
48215023527			MODERATE	YES	Not Applicable
48215023528			UPPER	YES	Not Applicable
48215023529			MIDDLE	YES	Not Applicable
48215023530			MIDDLE	YES	Not Applicable
48215023531			UPPER	YES	Not Applicable
48215023532			UPPER	YES	Not Applicable
48215023533			UPPER	YES	Not Applicable
48215023534			UPPER	YES	Not Applicable
48215023535			UPPER	YES	Not Applicable
48215023536			UPPER	YES	Not Applicable
48215023600	MIDDLE	YES			Not Applicable
48215023601			MIDDLE	YES	Not Applicable
48215023602			MIDDLE	YES	Not Applicable
48215023700	MODERATE	YES	MIDDLE	YES	MODERATE to MIDDLE
48215023801	MIDDLE	YES			Not Applicable

Hidalgo, TEXAS

Census Tract	2021		2022		Change in Tract Income Class from 2021 through 2022
	Tract Income Class	Minority Tract	Tract Income Class	Minority Tract	
48215023802	UPPER	YES			Not Applicable
48215023803			UPPER	YES	Not Applicable
48215023804			MIDDLE	YES	Not Applicable
48215023805			UPPER	YES	Not Applicable
48215023806			UPPER	YES	Not Applicable
48215023902	UPPER	YES			Not Applicable
48215023903	MIDDLE	YES	MIDDLE	YES	No Change
48215023904	UPPER	YES			Not Applicable
48215023905			UPPER	YES	Not Applicable
48215023906			UPPER	YES	Not Applicable
48215023907			MODERATE	YES	Not Applicable
48215023908			UPPER	YES	Not Applicable
48215024000	MIDDLE	YES			Not Applicable
48215024001			MIDDLE	YES	Not Applicable
48215024002			MODERATE	YES	Not Applicable
48215024003			MIDDLE	YES	Not Applicable
48215024004			UPPER	YES	Not Applicable
48215024105	MODERATE	YES			Not Applicable
48215024106	UPPER	YES			Not Applicable
48215024107	MIDDLE	YES	MODERATE	YES	MIDDLE to MODERATE
48215024108	MODERATE	YES	MODERATE	YES	No Change
48215024109	MODERATE	YES	MIDDLE	YES	MODERATE to MIDDLE
48215024110	MIDDLE	YES			Not Applicable
48215024111	MIDDLE	YES			Not Applicable
48215024112	LOW	YES			Not Applicable
48215024113	MODERATE	YES			Not Applicable
48215024114	MODERATE	YES			Not Applicable



GeoDataVision Report D-1 Census Tract Reference Book 2021/2022: TEXAS

Hidalgo, TEXAS

Census Tract	2021		2022		Change in Tract Income Class from 2021 through 2022
	Tract Income Class	Minority Tract	Tract Income Class	Minority Tract	
48215024115			UPPER	YES	Not Applicable
48215024116			UPPER	YES	Not Applicable
48215024117			MIDDLE	YES	Not Applicable
48215024118			MIDDLE	YES	Not Applicable
48215024119			MIDDLE	YES	Not Applicable
48215024120			MODERATE	YES	Not Applicable
48215024121			MODERATE	YES	Not Applicable
48215024122			LOW	YES	Not Applicable
48215024123			LOW	YES	Not Applicable
48215024124			MODERATE	YES	Not Applicable
48215024125			MODERATE	YES	Not Applicable
48215024126			MODERATE	YES	Not Applicable
48215024127			MIDDLE	YES	Not Applicable
48215024128			MIDDLE	YES	Not Applicable
48215024129			MODERATE	YES	Not Applicable
48215024130			MIDDLE	YES	Not Applicable
48215024131			NA	YES	Not Applicable
48215024132			MIDDLE	YES	Not Applicable
48215024201	MODERATE	YES			Not Applicable
48215024203	MIDDLE	YES			Not Applicable
48215024204	MODERATE	YES	MIDDLE	YES	MODERATE to MIDDLE
48215024205	MIDDLE	YES			Not Applicable
48215024206			MODERATE	YES	Not Applicable
48215024207			MIDDLE	YES	Not Applicable
48215024208			MIDDLE	YES	Not Applicable
48215024209			MIDDLE	YES	Not Applicable
48215024210			MIDDLE	YES	Not Applicable

Hidalgo, TEXAS

Census Tract	2021		2022		Change in Tract Income Class from 2021 through 2022
	Tract Income Class	Minority Tract	Tract Income Class	Minority Tract	
48215024211			LOW	YES	Not Applicable
48215024212			MIDDLE	YES	Not Applicable
48215024301	UPPER	YES	MIDDLE	YES	UPPER to MIDDLE
48215024302	NA	YES	UPPER	YES	NA to UPPER
48215024402	MIDDLE	YES			Not Applicable
48215024403	MODERATE	YES	MIDDLE	YES	MODERATE to MIDDLE
48215024404	UPPER	YES	MODERATE	YES	UPPER to MODERATE
48215024405			UPPER	YES	Not Applicable
48215024406			UPPER	YES	Not Applicable
48215024500	MODERATE	YES			Not Applicable
48215024501			MODERATE	YES	Not Applicable
48215024502			MIDDLE	YES	Not Applicable
48215024600	MIDDLE	YES	MIDDLE	YES	No Change
48215980000	NA	NO	NA	NO	No Change



Hidalgo, TEXAS

Census Tract	2021		2022		Change in Tract Income Class from 2021 through 2022
	Tract Income Class	Minority Tract	Tract Income Class	Minority Tract	
Summary Data: Hidalgo			2021	2022	
Number of Census Tracts			113	212	
Number of Minority Tracts			112	210	
Percentage of Minority Tracts			99.12%	99.06%	
Number of Low Income Tracts			1	13	
Percentage of Low Income Tracts			0.88%	6.13%	
Number of Moderate Income Tracts			32	47	
Percentage of Moderate Income Tracts			28.32%	22.17%	
Number of Middle Income Tracts			46	80	
Percentage of Middle Income Tracts			40.71%	37.74%	
Number of Upper Income Tracts			31	63	
Percentage of Upper Income Tracts			27.43%	29.72%	
Number of NA Income Tracts			3	9	
Percentage of NA Income Tracts			2.65%	4.25%	

Hill, TEXAS

Census Tract	2021		2022		Change in Tract Income Class from 2021 through 2022
	Tract Income Class	Minority Tract	Tract Income Class	Minority Tract	
48217960100	MIDDLE	NO	MIDDLE	NO	No Change
48217960200	MIDDLE	NO	UPPER	NO	MIDDLE to UPPER
48217960400	MIDDLE	NO	MODERATE	NO	MIDDLE to MODERATE

Hill, TEXAS

Census Tract	2021		2022		Change in Tract Income Class from 2021 through 2022
	Tract Income Class	Minority Tract	Tract Income Class	Minority Tract	
48217960500	MIDDLE	NO			Not Applicable
48217960501			UPPER	NO	Not Applicable
48217960502			UPPER	NO	Not Applicable
48217960600	MIDDLE	NO	MODERATE	NO	MIDDLE to MODERATE
48217960700	MIDDLE	NO	UPPER	NO	MIDDLE to UPPER
48217960800	MODERATE	NO	UPPER	NO	MODERATE to UPPER
48217960900	LOW	YES	MODERATE	YES	LOW to MODERATE
48217961000	MODERATE	YES	MIDDLE	YES	MODERATE to MIDDLE
48217961100	UPPER	NO	UPPER	NO	No Change
48217961400	MIDDLE	NO	MIDDLE	NO	No Change



Hill, TEXAS

Census Tract	2021		2022		Change in Tract Income Class from 2021 through 2022
	Tract Income Class	Minority Tract	Tract Income Class	Minority Tract	

Summary Data: Hill	2021	2022
Number of Census Tracts	11	12
Number of Minority Tracts	2	2
Percentage of Minority Tracts	18.18%	16.67%
Number of Low Income Tracts	1	0
Percentage of Low Income Tracts	9.09%	0.00%
Number of Moderate Income Tracts	2	3
Percentage of Moderate Income Tracts	18.18%	25.00%
Number of Middle Income Tracts	7	3
Percentage of Middle Income Tracts	63.64%	25.00%
Number of Upper Income Tracts	1	6
Percentage of Upper Income Tracts	9.09%	50.00%
Number of NA Income Tracts	0	0
Percentage of NA Income Tracts	0.00%	0.00%

Hockley, TEXAS

Census Tract	2021		2022		Change in Tract Income Class from 2021 through 2022
	Tract Income Class	Minority Tract	Tract Income Class	Minority Tract	
48219950100	MIDDLE	YES	MODERATE	YES	MIDDLE to MODERATE
48219950200	UPPER	NO	MIDDLE	NO	UPPER to MIDDLE
48219950300	MIDDLE	YES	MIDDLE	YES	No Change

Hockley, TEXAS

Census Tract	2021		2022		Change in Tract Income Class from 2021 through 2022
	Tract Income Class	Minority Tract	Tract Income Class	Minority Tract	
48219950400	MIDDLE	YES	MODERATE	YES	MIDDLE to MODERATE
48219950500	UPPER	NO	UPPER	YES	No Change
48219950600	MIDDLE	NO	UPPER	NO	MIDDLE to UPPER
48219950700	UPPER	NO	MIDDLE	YES	UPPER to MIDDLE

Summary Data: Hockley	2021	2022
Number of Census Tracts	7	7
Number of Minority Tracts	3	5
Percentage of Minority Tracts	42.86%	71.43%
Number of Low Income Tracts	0	0
Percentage of Low Income Tracts	0.00%	0.00%
Number of Moderate Income Tracts	0	2
Percentage of Moderate Income Tracts	0.00%	28.57%
Number of Middle Income Tracts	4	3
Percentage of Middle Income Tracts	57.14%	42.86%
Number of Upper Income Tracts	3	2
Percentage of Upper Income Tracts	42.86%	28.57%
Number of NA Income Tracts	0	0
Percentage of NA Income Tracts	0.00%	0.00%



Hood, TEXAS

Census Tract	2021		2022		Change in Tract Income Class from 2021 through 2022
	Tract Income Class	Minority Tract	Tract Income Class	Minority Tract	
48221160100	MIDDLE	NO	UPPER	NO	MIDDLE to UPPER
48221160204	UPPER	NO	MIDDLE	NO	UPPER to MIDDLE
48221160205	MIDDLE	NO			Not Applicable
48221160206	UPPER	NO	UPPER	NO	No Change
48221160207	UPPER	NO			Not Applicable
48221160208	MIDDLE	NO			Not Applicable
48221160209	UPPER	NO			Not Applicable
48221160210	UPPER	NO	UPPER	NO	No Change
48221160211			UPPER	NO	Not Applicable
48221160212			MIDDLE	NO	Not Applicable
48221160213			UPPER	NO	Not Applicable
48221160214			UPPER	NO	Not Applicable
48221160215			MODERATE	NO	Not Applicable
48221160216			UPPER	NO	Not Applicable
48221160217			UPPER	NO	Not Applicable
48221160218			UPPER	NO	Not Applicable
48221160301	UPPER	NO			Not Applicable
48221160302	MIDDLE	NO	UPPER	NO	MIDDLE to UPPER
48221160303			MIDDLE	NO	Not Applicable

Hood, TEXAS

Census Tract	2021		2022		Change in Tract Income Class from 2021 through 2022
	Tract Income Class	Minority Tract	Tract Income Class	Minority Tract	

Summary Data: Hood	2021	2022
Number of Census Tracts	10	14
Number of Minority Tracts	0	0
Percentage of Minority Tracts	0.00%	0.00%
Number of Low Income Tracts	0	0
Percentage of Low Income Tracts	0.00%	0.00%
Number of Moderate Income Tracts	0	1
Percentage of Moderate Income Tracts	0.00%	7.14%
Number of Middle Income Tracts	4	3
Percentage of Middle Income Tracts	40.00%	21.43%
Number of Upper Income Tracts	6	10
Percentage of Upper Income Tracts	60.00%	71.43%
Number of NA Income Tracts	0	0
Percentage of NA Income Tracts	0.00%	0.00%

Hopkins, TEXAS

Census Tract	2021		2022		Change in Tract Income Class from 2021 through 2022
	Tract Income Class	Minority Tract	Tract Income Class	Minority Tract	
48223950100	MIDDLE	NO	MIDDLE	NO	No Change
48223950200	MIDDLE	NO	UPPER	NO	MIDDLE to UPPER
48223950300	UPPER	NO			Not Applicable



Hopkins, TEXAS

Census Tract	2021		2022		Change in Tract Income Class from 2021 through 2022
	Tract Income Class	Minority Tract	Tract Income Class	Minority Tract	
48223950301			UPPER	NO	Not Applicable
48223950302			UPPER	NO	Not Applicable
48223950401	MIDDLE	NO	MIDDLE	NO	No Change
48223950402	MIDDLE	NO	MIDDLE	NO	No Change
48223950500	MIDDLE	NO	MIDDLE	NO	No Change
48223950600	MIDDLE	NO	MODERATE	NO	MIDDLE to MODERATE
48223950700	MIDDLE	NO	MIDDLE	NO	No Change
48223950800	MIDDLE	NO	UPPER	NO	MIDDLE to UPPER

Hopkins, TEXAS

Census Tract	2021		2022		Change in Tract Income Class from 2021 through 2022
	Tract Income Class	Minority Tract	Tract Income Class	Minority Tract	

Summary Data: Hopkins	2021	2022
Number of Census Tracts	9	10
Number of Minority Tracts	0	0
Percentage of Minority Tracts	0.00%	0.00%
Number of Low Income Tracts	0	0
Percentage of Low Income Tracts	0.00%	0.00%
Number of Moderate Income Tracts	0	1
Percentage of Moderate Income Tracts	0.00%	10.00%
Number of Middle Income Tracts	8	5
Percentage of Middle Income Tracts	88.89%	50.00%
Number of Upper Income Tracts	1	4
Percentage of Upper Income Tracts	11.11%	40.00%
Number of NA Income Tracts	0	0
Percentage of NA Income Tracts	0.00%	0.00%

Houston, TEXAS

Census Tract	2021		2022		Change in Tract Income Class from 2021 through 2022
	Tract Income Class	Minority Tract	Tract Income Class	Minority Tract	
48225950100	MIDDLE	NO			Not Applicable
48225950101			MODERATE	NO	Not Applicable
48225950102			MIDDLE	NO	Not Applicable



Houston, TEXAS

Census Tract	2021		2022		Change in Tract Income Class from 2021 through 2022
	Tract Income Class	Minority Tract	Tract Income Class	Minority Tract	
48225950200	MIDDLE	NO	MIDDLE	NO	No Change
48225950300	MODERATE	YES	LOW	YES	MODERATE to LOW
48225950400	LOW	YES	MODERATE	YES	LOW to MODERATE
48225950500	MIDDLE	NO	MIDDLE	NO	No Change
48225950600	MIDDLE	NO	MODERATE	NO	MIDDLE to MODERATE
48225950700	MIDDLE	NO	MIDDLE	NO	No Change

Summary Data: Houston	2021	2022
Number of Census Tracts	7	8
Number of Minority Tracts	2	2
Percentage of Minority Tracts	28.57%	25.00%
Number of Low Income Tracts	1	1
Percentage of Low Income Tracts	14.29%	12.50%
Number of Moderate Income Tracts	1	3
Percentage of Moderate Income Tracts	14.29%	37.50%
Number of Middle Income Tracts	5	4
Percentage of Middle Income Tracts	71.43%	50.00%
Number of Upper Income Tracts	0	0
Percentage of Upper Income Tracts	0.00%	0.00%
Number of NA Income Tracts	0	0
Percentage of NA Income Tracts	0.00%	0.00%

Howard, TEXAS

Census Tract	2021		2022		Change in Tract Income Class from 2021 through 2022
	Tract Income Class	Minority Tract	Tract Income Class	Minority Tract	
48227950100	MIDDLE	NO	UPPER	NO	MIDDLE to UPPER
48227950200	UPPER	NO	MIDDLE	NO	UPPER to MIDDLE
48227950300	MODERATE	YES	LOW	YES	MODERATE to LOW
48227950400	MIDDLE	NO	MIDDLE	YES	No Change
48227950500	MIDDLE	YES	MIDDLE	YES	No Change
48227950600	UPPER	NO	MIDDLE	NO	UPPER to MIDDLE
48227950700	MODERATE	YES	MIDDLE	YES	MODERATE to MIDDLE
48227950801	UPPER	NO	UPPER	YES	No Change
48227950802	MIDDLE	YES	MIDDLE	YES	No Change
48227950900	UPPER	NO	UPPER	NO	No Change



Howard, TEXAS

Census Tract	2021		2022		Change in Tract Income Class from 2021 through 2022
	Tract Income Class	Minority Tract	Tract Income Class	Minority Tract	

Summary Data: Howard	2021	2022
Number of Census Tracts	10	10
Number of Minority Tracts	4	6
Percentage of Minority Tracts	40.00%	60.00%
Number of Low Income Tracts	0	1
Percentage of Low Income Tracts	0.00%	10.00%
Number of Moderate Income Tracts	2	0
Percentage of Moderate Income Tracts	20.00%	0.00%
Number of Middle Income Tracts	4	6
Percentage of Middle Income Tracts	40.00%	60.00%
Number of Upper Income Tracts	4	3
Percentage of Upper Income Tracts	40.00%	30.00%
Number of NA Income Tracts	0	0
Percentage of NA Income Tracts	0.00%	0.00%

Hudspeth, TEXAS

Census Tract	2021		2022		Change in Tract Income Class from 2021 through 2022
	Tract Income Class	Minority Tract	Tract Income Class	Minority Tract	
48229950300	MODERATE	YES	MODERATE	YES	No Change

Hudspeth, TEXAS

Census Tract	2021		2022		Change in Tract Income Class from 2021 through 2022
	Tract Income Class	Minority Tract	Tract Income Class	Minority Tract	

Summary Data: Hudspeth	2021	2022
Number of Census Tracts	1	1
Number of Minority Tracts	1	1
Percentage of Minority Tracts	100.00%	100.00%
Number of Low Income Tracts	0	0
Percentage of Low Income Tracts	0.00%	0.00%
Number of Moderate Income Tracts	1	1
Percentage of Moderate Income Tracts	100.00%	100.00%
Number of Middle Income Tracts	0	0
Percentage of Middle Income Tracts	0.00%	0.00%
Number of Upper Income Tracts	0	0
Percentage of Upper Income Tracts	0.00%	0.00%
Number of NA Income Tracts	0	0
Percentage of NA Income Tracts	0.00%	0.00%

Hunt, TEXAS

Census Tract	2021		2022		Change in Tract Income Class from 2021 through 2022
	Tract Income Class	Minority Tract	Tract Income Class	Minority Tract	
48231960100	MIDDLE	NO	MIDDLE	NO	No Change
48231960200	MODERATE	NO	MIDDLE	NO	MODERATE to MIDDLE
48231960300	MIDDLE	NO	MIDDLE	NO	No Change



Hunt, TEXAS

Census Tract	2021		2022		Change in Tract Income Class from 2021 through 2022
	Tract Income Class	Minority Tract	Tract Income Class	Minority Tract	
48231960400	MIDDLE	NO	MIDDLE	NO	No Change
48231960500	LOW	NO	MODERATE	NO	LOW to MODERATE
48231960600	MODERATE	YES	LOW	YES	MODERATE to LOW
48231960700	MODERATE	NO	MODERATE	NO	No Change
48231960800	LOW	YES	LOW	YES	No Change
48231960900	LOW	YES	MODERATE	YES	LOW to MODERATE
48231961000	MODERATE	NO	MODERATE	NO	No Change
48231961100	MIDDLE	NO			Not Applicable
48231961101			MIDDLE	NO	Not Applicable
48231961102			MIDDLE	NO	Not Applicable
48231961200	MIDDLE	NO	MIDDLE	NO	No Change
48231961300	MODERATE	NO	MIDDLE	NO	MODERATE to MIDDLE
48231961400	MIDDLE	NO			Not Applicable
48231961401			MIDDLE	NO	Not Applicable
48231961402			MIDDLE	NO	Not Applicable
48231961501	MIDDLE	NO	UPPER	NO	MIDDLE to UPPER
48231961502	MIDDLE	NO	MIDDLE	NO	No Change
48231961503	MODERATE	NO	MIDDLE	NO	MODERATE to MIDDLE
48231961600	MODERATE	NO	MODERATE	NO	No Change
48231961700	MIDDLE	NO	MODERATE	NO	MIDDLE to MODERATE

Hunt, TEXAS

Census Tract	2021		2022		Change in Tract Income Class from 2021 through 2022
	Tract Income Class	Minority Tract	Tract Income Class	Minority Tract	

Summary Data: Hunt	2021	2022
Number of Census Tracts	19	21
Number of Minority Tracts	3	3
Percentage of Minority Tracts	15.79%	14.29%
Number of Low Income Tracts	3	2
Percentage of Low Income Tracts	15.79%	9.52%
Number of Moderate Income Tracts	7	6
Percentage of Moderate Income Tracts	36.84%	28.57%
Number of Middle Income Tracts	9	12
Percentage of Middle Income Tracts	47.37%	57.14%
Number of Upper Income Tracts	0	1
Percentage of Upper Income Tracts	0.00%	4.76%
Number of NA Income Tracts	0	0
Percentage of NA Income Tracts	0.00%	0.00%

Hutchinson, TEXAS

Census Tract	2021		2022		Change in Tract Income Class from 2021 through 2022
	Tract Income Class	Minority Tract	Tract Income Class	Minority Tract	
48233950200	MIDDLE	NO	MIDDLE	NO	No Change
48233950500	UPPER	NO			Not Applicable
48233950501			MIDDLE	NO	Not Applicable



Hutchinson, TEXAS

Census Tract	2021		2022		Change in Tract Income Class from 2021 through 2022
	Tract Income Class	Minority Tract	Tract Income Class	Minority Tract	
48233950502			UPPER	NO	Not Applicable
48233950600	MIDDLE	YES	MODERATE	YES	MIDDLE to MODERATE
48233950700	MODERATE	NO	MODERATE	YES	No Change
48233950800	MIDDLE	YES	MIDDLE	YES	No Change
48233950900	UPPER	NO	UPPER	NO	No Change
48233951000	UPPER	NO	UPPER	NO	No Change

Summary Data: Hutchinson	2021	2022
Number of Census Tracts	7	8
Number of Minority Tracts	2	3
Percentage of Minority Tracts	28.57%	37.50%
Number of Low Income Tracts	0	0
Percentage of Low Income Tracts	0.00%	0.00%
Number of Moderate Income Tracts	1	2
Percentage of Moderate Income Tracts	14.29%	25.00%
Number of Middle Income Tracts	3	3
Percentage of Middle Income Tracts	42.86%	37.50%
Number of Upper Income Tracts	3	3
Percentage of Upper Income Tracts	42.86%	37.50%
Number of NA Income Tracts	0	0
Percentage of NA Income Tracts	0.00%	0.00%

Irion, TEXAS

Census Tract	2021		2022		Change in Tract Income Class from 2021 through 2022
	Tract Income Class	Minority Tract	Tract Income Class	Minority Tract	
48235950100	UPPER	NO	MIDDLE	NO	UPPER to MIDDLE

Summary Data: Irion	2021	2022
Number of Census Tracts	1	1
Number of Minority Tracts	0	0
Percentage of Minority Tracts	0.00%	0.00%
Number of Low Income Tracts	0	0
Percentage of Low Income Tracts	0.00%	0.00%
Number of Moderate Income Tracts	0	0
Percentage of Moderate Income Tracts	0.00%	0.00%
Number of Middle Income Tracts	0	1
Percentage of Middle Income Tracts	0.00%	100.00%
Number of Upper Income Tracts	1	0
Percentage of Upper Income Tracts	100.00%	0.00%
Number of NA Income Tracts	0	0
Percentage of NA Income Tracts	0.00%	0.00%

Jack, TEXAS

Census Tract	2021		2022		Change in Tract Income Class from 2021 through 2022
	Tract Income Class	Minority Tract	Tract Income Class	Minority Tract	
48237950100	UPPER	NO	UPPER	NO	No Change
48237950300	MIDDLE	NO	MIDDLE	NO	No Change



Jack, TEXAS

Census Tract	2021		2022		Change in Tract Income Class from 2021 through 2022
	Tract Income Class	Minority Tract	Tract Income Class	Minority Tract	
48237950500	MIDDLE	NO	MIDDLE	NO	No Change

Summary Data: Jack	2021	2022
Number of Census Tracts	3	3
Number of Minority Tracts	0	0
Percentage of Minority Tracts	0.00%	0.00%
Number of Low Income Tracts	0	0
Percentage of Low Income Tracts	0.00%	0.00%
Number of Moderate Income Tracts	0	0
Percentage of Moderate Income Tracts	0.00%	0.00%
Number of Middle Income Tracts	2	2
Percentage of Middle Income Tracts	66.67%	66.67%
Number of Upper Income Tracts	1	1
Percentage of Upper Income Tracts	33.33%	33.33%
Number of NA Income Tracts	0	0
Percentage of NA Income Tracts	0.00%	0.00%

Jackson, TEXAS

Census Tract	2021		2022		Change in Tract Income Class from 2021 through 2022
	Tract Income Class	Minority Tract	Tract Income Class	Minority Tract	
48239950300	UPPER	NO	UPPER	NO	No Change

Summary Data: Jackson	2021	2022
Number of Census Tracts	3	3
Number of Minority Tracts	1	1
Percentage of Minority Tracts	33.33%	33.33%
Number of Low Income Tracts	0	0
Percentage of Low Income Tracts	0.00%	0.00%
Number of Moderate Income Tracts	0	0
Percentage of Moderate Income Tracts	0.00%	0.00%
Number of Middle Income Tracts	1	2
Percentage of Middle Income Tracts	33.33%	66.67%
Number of Upper Income Tracts	2	1
Percentage of Upper Income Tracts	66.67%	33.33%
Number of NA Income Tracts	0	0
Percentage of NA Income Tracts	0.00%	0.00%

Jackson, TEXAS

Census Tract	2021		2022		Change in Tract Income Class from 2021 through 2022
	Tract Income Class	Minority Tract	Tract Income Class	Minority Tract	
48239950100	UPPER	NO	MIDDLE	NO	UPPER to MIDDLE
48239950200	MIDDLE	YES	MIDDLE	YES	No Change

Jasper, TEXAS

Census Tract	2021		2022		Change in Tract Income Class from 2021 through 2022
	Tract Income Class	Minority Tract	Tract Income Class	Minority Tract	
48241950100	UPPER	NO			Not Applicable
48241950101			UPPER	NO	Not Applicable



Jasper, TEXAS

Census Tract	2021		2022		Change in Tract Income Class from 2021 through 2022
	Tract Income Class	Minority Tract	Tract Income Class	Minority Tract	
48241950102			UPPER	NO	Not Applicable
48241950200	MIDDLE	YES	MODERATE	YES	MIDDLE to MODERATE
48241950300	MODERATE	YES	MODERATE	YES	No Change
48241950400	MIDDLE	NO	MODERATE	NO	MIDDLE to MODERATE
48241950500	MIDDLE	NO	MIDDLE	NO	No Change
48241950600	MODERATE	NO	MODERATE	NO	No Change
48241950700	MIDDLE	NO			Not Applicable
48241950701			UPPER	NO	Not Applicable
48241950702			UPPER	NO	Not Applicable
48241950800	MIDDLE	NO	MIDDLE	NO	No Change

Jasper, TEXAS

Census Tract	2021		2022		Change in Tract Income Class from 2021 through 2022
	Tract Income Class	Minority Tract	Tract Income Class	Minority Tract	

Summary Data: Jasper	2021	2022
Number of Census Tracts	8	10
Number of Minority Tracts	2	2
Percentage of Minority Tracts	25.00%	20.00%
Number of Low Income Tracts	0	0
Percentage of Low Income Tracts	0.00%	0.00%
Number of Moderate Income Tracts	2	4
Percentage of Moderate Income Tracts	25.00%	40.00%
Number of Middle Income Tracts	5	2
Percentage of Middle Income Tracts	62.50%	20.00%
Number of Upper Income Tracts	1	4
Percentage of Upper Income Tracts	12.50%	40.00%
Number of NA Income Tracts	0	0
Percentage of NA Income Tracts	0.00%	0.00%

Jeff Davis, TEXAS

Census Tract	2021		2022		Change in Tract Income Class from 2021 through 2022
	Tract Income Class	Minority Tract	Tract Income Class	Minority Tract	
48243950100	MIDDLE	NO	MIDDLE	NO	No Change



Jeff Davis, TEXAS

Census Tract	2021		2022		Change in Tract Income Class from 2021 through 2022
	Tract Income Class	Minority Tract	Tract Income Class	Minority Tract	
Summary Data: Jeff Davis			2021	2022	
Number of Census Tracts			1	1	
Number of Minority Tracts			0	0	
Percentage of Minority Tracts			0.00%	0.00%	
Number of Low Income Tracts			0	0	
Percentage of Low Income Tracts			0.00%	0.00%	
Number of Moderate Income Tracts			0	0	
Percentage of Moderate Income Tracts			0.00%	0.00%	
Number of Middle Income Tracts			1	1	
Percentage of Middle Income Tracts			100.00%	100.00%	
Number of Upper Income Tracts			0	0	
Percentage of Upper Income Tracts			0.00%	0.00%	
Number of NA Income Tracts			0	0	
Percentage of NA Income Tracts			0.00%	0.00%	

Jefferson, TEXAS

Census Tract	2021		2022		Change in Tract Income Class from 2021 through 2022
	Tract Income Class	Minority Tract	Tract Income Class	Minority Tract	
48245000101	MIDDLE	YES	MIDDLE	YES	No Change
48245000102	UPPER	YES	MODERATE	YES	UPPER to MODERATE
48245000103	LOW	YES	LOW	YES	No Change

Jefferson, TEXAS

Census Tract	2021		2022		Change in Tract Income Class from 2021 through 2022
	Tract Income Class	Minority Tract	Tract Income Class	Minority Tract	
48245000200	MIDDLE	YES	MIDDLE	YES	No Change
48245000302	UPPER	NO			Not Applicable
48245000304	MIDDLE	YES	MIDDLE	YES	No Change
48245000306	UPPER	NO	UPPER	NO	No Change
48245000307	MIDDLE	YES	MIDDLE	YES	No Change
48245000308	MIDDLE	YES			Not Applicable
48245000309	MIDDLE	NO	MIDDLE	YES	No Change
48245000310	UPPER	NO	UPPER	NO	No Change
48245000311			UPPER	NO	Not Applicable
48245000312			UPPER	YES	Not Applicable
48245000313			MODERATE	YES	Not Applicable
48245000314			UPPER	NO	Not Applicable
48245000400	MIDDLE	NO	UPPER	NO	MIDDLE to UPPER
48245000500	MODERATE	YES	MODERATE	YES	No Change
48245000600	MODERATE	YES	MODERATE	YES	No Change
48245000700	MODERATE	YES	LOW	YES	MODERATE to LOW
48245000900	LOW	YES	LOW	YES	No Change
48245001100	MODERATE	YES	MIDDLE	YES	MODERATE to MIDDLE
48245001200	MIDDLE	YES	MODERATE	YES	MIDDLE to MODERATE
48245001301	MIDDLE	YES	MODERATE	YES	MIDDLE to MODERATE
48245001302	MIDDLE	YES	MIDDLE	YES	No Change
48245001303	UPPER	YES	UPPER	YES	No Change
48245001700	MODERATE	YES	MODERATE	YES	No Change
48245001900	MODERATE	YES	MODERATE	YES	No Change
48245002000	LOW	YES	MODERATE	YES	LOW to MODERATE
48245002100	LOW	YES	MODERATE	YES	LOW to MODERATE
48245002200	LOW	YES	MODERATE	YES	LOW to MODERATE



Jefferson, TEXAS

Census Tract	2021		2022		Change in Tract Income Class from 2021 through 2022
	Tract Income Class	Minority Tract	Tract Income Class	Minority Tract	
48245002300	MODERATE	YES	MODERATE	YES	No Change
48245002400	MODERATE	YES	MODERATE	YES	No Change
48245002500	MODERATE	YES	MODERATE	YES	No Change
48245002600	MODERATE	YES	MODERATE	YES	No Change
48245005100	MIDDLE	YES	MIDDLE	YES	No Change
48245005400	MODERATE	YES	MODERATE	YES	No Change
48245005500	MODERATE	YES	MODERATE	YES	No Change
48245005600	MODERATE	YES	MIDDLE	YES	MODERATE to MIDDLE
48245005900	LOW	YES	LOW	YES	No Change
48245006100	MODERATE	YES	LOW	YES	MODERATE to LOW
48245006300	MODERATE	YES	MODERATE	YES	No Change
48245006400	MODERATE	YES	LOW	YES	MODERATE to LOW
48245006500	MODERATE	YES	MIDDLE	YES	MODERATE to MIDDLE
48245006600	LOW	YES	LOW	YES	No Change
48245006700	MODERATE	YES	MODERATE	YES	No Change
48245006800	MODERATE	YES	MODERATE	YES	No Change
48245006900	MODERATE	YES	UPPER	YES	MODERATE to UPPER
48245007001	MODERATE	YES			Not Applicable
48245007002	MIDDLE	YES	MODERATE	YES	MIDDLE to MODERATE
48245007003			LOW	YES	Not Applicable
48245007004			MODERATE	YES	Not Applicable
48245007100	MIDDLE	NO	MODERATE	YES	MIDDLE to MODERATE
48245010100	MODERATE	YES	MODERATE	YES	No Change
48245010200	MIDDLE	YES	MIDDLE	YES	No Change
48245010300	MIDDLE	YES	MIDDLE	YES	No Change
48245010400	MIDDLE	NO	UPPER	NO	MIDDLE to UPPER
48245010500	MIDDLE	YES	MODERATE	YES	MIDDLE to MODERATE

Jefferson, TEXAS

Census Tract	2021		2022		Change in Tract Income Class from 2021 through 2022
	Tract Income Class	Minority Tract	Tract Income Class	Minority Tract	
48245010600	MIDDLE	NO	MIDDLE	NO	No Change
48245010700	UPPER	NO	UPPER	NO	No Change
48245010800	MIDDLE	NO	MIDDLE	NO	No Change
48245010901	UPPER	NO	MIDDLE	NO	UPPER to MIDDLE
48245010902	UPPER	NO	UPPER	NO	No Change
48245011001	MIDDLE	NO	UPPER	NO	MIDDLE to UPPER
48245011002	UPPER	NO	UPPER	NO	No Change
48245011101	MIDDLE	NO	UPPER	NO	MIDDLE to UPPER
48245011102	MIDDLE	NO	MIDDLE	NO	No Change
48245011201	UPPER	NO			Not Applicable
48245011202	NA	YES			Not Applicable
48245011203	NA	YES			Not Applicable
48245011204			NA	NO	Not Applicable
48245011205			UPPER	NO	Not Applicable
48245011302	NA	YES			Not Applicable
48245011303	UPPER	NO	UPPER	NO	No Change
48245011304	MIDDLE	NO	UPPER	NO	MIDDLE to UPPER
48245011400	UPPER	NO			Not Applicable
48245011401			UPPER	NO	Not Applicable
48245011402			UPPER	NO	Not Applicable
48245011500	UPPER	NO	UPPER	NO	No Change
48245011600	UPPER	NO	UPPER	NO	No Change
48245011700	MODERATE	YES	NA	YES	MODERATE to NA
48245011800	MODERATE	YES	MODERATE	YES	No Change
48245980000	UPPER	YES	NA	YES	UPPER to NA
48245980200			NA	YES	Not Applicable
48245980300			NA	YES	Not Applicable



Jefferson, TEXAS

Census Tract	2021		2022		Change in Tract Income Class from 2021 through 2022
	Tract Income Class	Minority Tract	Tract Income Class	Minority Tract	
48245990000	NA	NO	NA	NO	No Change

Summary Data: Jefferson	2021	2022
Number of Census Tracts	73	77
Number of Minority Tracts	50	53
Percentage of Minority Tracts	68.49%	68.83%
Number of Low Income Tracts	7	8
Percentage of Low Income Tracts	9.59%	10.39%
Number of Moderate Income Tracts	24	26
Percentage of Moderate Income Tracts	32.88%	33.77%
Number of Middle Income Tracts	23	16
Percentage of Middle Income Tracts	31.51%	20.78%
Number of Upper Income Tracts	15	21
Percentage of Upper Income Tracts	20.55%	27.27%
Number of NA Income Tracts	4	6
Percentage of NA Income Tracts	5.48%	7.79%

Jim Hogg, TEXAS

Census Tract	2021		2022		Change in Tract Income Class from 2021 through 2022
	Tract Income Class	Minority Tract	Tract Income Class	Minority Tract	
48247950200	MIDDLE	YES	MODERATE	YES	MIDDLE to MODERATE
48247950400	MODERATE	YES	MODERATE	YES	No Change

Jim Hogg, TEXAS

Census Tract	2021		2022		Change in Tract Income Class from 2021 through 2022
	Tract Income Class	Minority Tract	Tract Income Class	Minority Tract	

Summary Data: Jim Hogg	2021	2022
Number of Census Tracts	2	2
Number of Minority Tracts	2	2
Percentage of Minority Tracts	100.00%	100.00%
Number of Low Income Tracts	0	0
Percentage of Low Income Tracts	0.00%	0.00%
Number of Moderate Income Tracts	1	2
Percentage of Moderate Income Tracts	50.00%	100.00%
Number of Middle Income Tracts	1	0
Percentage of Middle Income Tracts	50.00%	0.00%
Number of Upper Income Tracts	0	0
Percentage of Upper Income Tracts	0.00%	0.00%
Number of NA Income Tracts	0	0
Percentage of NA Income Tracts	0.00%	0.00%

Jim Wells, TEXAS

Census Tract	2021		2022		Change in Tract Income Class from 2021 through 2022
	Tract Income Class	Minority Tract	Tract Income Class	Minority Tract	
48249950100	MIDDLE	YES			Not Applicable
48249950101			MIDDLE	YES	Not Applicable
48249950102			MIDDLE	YES	Not Applicable



Jim Wells, TEXAS

Census Tract	2021		2022		Change in Tract Income Class from 2021 through 2022
	Tract Income Class	Minority Tract	Tract Income Class	Minority Tract	
48249950200	MIDDLE	YES			Not Applicable
48249950201			MODERATE	YES	Not Applicable
48249950202			UPPER	YES	Not Applicable
48249950300	UPPER	YES			Not Applicable
48249950301			MODERATE	YES	Not Applicable
48249950302			MIDDLE	YES	Not Applicable
48249950303			UPPER	YES	Not Applicable
48249950400	MIDDLE	YES	MIDDLE	YES	No Change
48249950500	MIDDLE	YES	MODERATE	YES	MIDDLE to MODERATE
48249950600	MODERATE	YES	MODERATE	YES	No Change
48249950700	MODERATE	YES	MODERATE	YES	No Change

Jim Wells, TEXAS

Census Tract	2021		2022		Change in Tract Income Class from 2021 through 2022
	Tract Income Class	Minority Tract	Tract Income Class	Minority Tract	

Summary Data: Jim Wells	2021	2022
Number of Census Tracts	7	11
Number of Minority Tracts	7	11
Percentage of Minority Tracts	100.00%	100.00%
Number of Low Income Tracts	0	0
Percentage of Low Income Tracts	0.00%	0.00%
Number of Moderate Income Tracts	2	5
Percentage of Moderate Income Tracts	28.57%	45.45%
Number of Middle Income Tracts	4	4
Percentage of Middle Income Tracts	57.14%	36.36%
Number of Upper Income Tracts	1	2
Percentage of Upper Income Tracts	14.29%	18.18%
Number of NA Income Tracts	0	0
Percentage of NA Income Tracts	0.00%	0.00%

Johnson, TEXAS

Census Tract	2021		2022		Change in Tract Income Class from 2021 through 2022
	Tract Income Class	Minority Tract	Tract Income Class	Minority Tract	
48251130100	MIDDLE	NO	MIDDLE	NO	No Change
48251130204	MIDDLE	NO			Not Applicable
48251130205	MIDDLE	NO	MODERATE	NO	MIDDLE to MODERATE



GeoDataVision Report D-1 Census Tract Reference Book 2021/2022: TEXAS

Johnson, TEXAS

Census Tract	2021		2022		Change in Tract Income Class from 2021 through 2022
	Tract Income Class	Minority Tract	Tract Income Class	Minority Tract	
48251130207	UPPER	NO			Not Applicable
48251130208	MIDDLE	NO			Not Applicable
48251130210	MIDDLE	NO	MIDDLE	NO	No Change
48251130211	UPPER	NO	MIDDLE	NO	UPPER to MIDDLE
48251130212	MODERATE	NO	MODERATE	NO	No Change
48251130213	MIDDLE	NO	MODERATE	NO	MIDDLE to MODERATE
48251130214	MIDDLE	NO	MODERATE	NO	MIDDLE to MODERATE
48251130215	UPPER	NO	MIDDLE	NO	UPPER to MIDDLE
48251130216			MIDDLE	NO	Not Applicable
48251130217			MIDDLE	NO	Not Applicable
48251130218			MIDDLE	NO	Not Applicable
48251130219			MIDDLE	NO	Not Applicable
48251130220			UPPER	NO	Not Applicable
48251130221			MIDDLE	NO	Not Applicable
48251130222			MIDDLE	NO	Not Applicable
48251130302	MODERATE	NO	MODERATE	NO	No Change
48251130303	MODERATE	YES	MODERATE	NO	No Change
48251130304	MIDDLE	NO	MIDDLE	NO	No Change
48251130405	UPPER	NO	MIDDLE	NO	UPPER to MIDDLE
48251130406	UPPER	NO	UPPER	NO	No Change
48251130407	MIDDLE	YES			Not Applicable
48251130408	MIDDLE	NO			Not Applicable
48251130409	MIDDLE	NO			Not Applicable
48251130410	MIDDLE	NO			Not Applicable
48251130411			MODERATE	YES	Not Applicable
48251130412			MIDDLE	YES	Not Applicable
48251130413			MIDDLE	NO	Not Applicable

Johnson, TEXAS

Census Tract	2021		2022		Change in Tract Income Class from 2021 through 2022
	Tract Income Class	Minority Tract	Tract Income Class	Minority Tract	
48251130414			MIDDLE	NO	Not Applicable
48251130415			MIDDLE	NO	Not Applicable
48251130416			MIDDLE	NO	Not Applicable
48251130417			MODERATE	NO	Not Applicable
48251130418			UPPER	YES	Not Applicable
48251130419			MODERATE	NO	Not Applicable
48251130500	MIDDLE	NO			Not Applicable
48251130501			MIDDLE	NO	Not Applicable
48251130502			MIDDLE	NO	Not Applicable
48251130601	MIDDLE	NO			Not Applicable
48251130602	MIDDLE	NO	UPPER	NO	MIDDLE to UPPER
48251130603			MODERATE	NO	Not Applicable
48251130604			MIDDLE	NO	Not Applicable
48251130700	MODERATE	NO	MODERATE	NO	No Change
48251130800	LOW	NO	MODERATE	YES	LOW to MODERATE
48251130900	MODERATE	YES	LOW	YES	MODERATE to LOW
48251131000	MIDDLE	NO	MIDDLE	NO	No Change
48251131100	MIDDLE	NO	MODERATE	NO	MIDDLE to MODERATE



Johnson, TEXAS

Census Tract	2021		2022		Change in Tract Income Class from 2021 through 2022
	Tract Income Class	Minority Tract	Tract Income Class	Minority Tract	

Summary Data: Johnson	2021	2022
Number of Census Tracts	28	39
Number of Minority Tracts	3	5
Percentage of Minority Tracts	10.71%	12.82%
Number of Low Income Tracts	1	1
Percentage of Low Income Tracts	3.57%	2.56%
Number of Moderate Income Tracts	5	13
Percentage of Moderate Income Tracts	17.86%	33.33%
Number of Middle Income Tracts	17	21
Percentage of Middle Income Tracts	60.71%	53.85%
Number of Upper Income Tracts	5	4
Percentage of Upper Income Tracts	17.86%	10.26%
Number of NA Income Tracts	0	0
Percentage of NA Income Tracts	0.00%	0.00%

Jones, TEXAS

Census Tract	2021		2022		Change in Tract Income Class from 2021 through 2022
	Tract Income Class	Minority Tract	Tract Income Class	Minority Tract	
48253020101	UPPER	NO	MIDDLE	NO	UPPER to MIDDLE
48253020102	NA	YES	NA	YES	No Change
48253020200	MIDDLE	NO	MIDDLE	NO	No Change

Jones, TEXAS

Census Tract	2021		2022		Change in Tract Income Class from 2021 through 2022
	Tract Income Class	Minority Tract	Tract Income Class	Minority Tract	
48253020300	MIDDLE	NO	MIDDLE	NO	No Change
48253020400	MIDDLE	NO	MIDDLE	NO	No Change
48253020500	MIDDLE	NO	MIDDLE	NO	No Change

Summary Data: Jones	2021	2022
Number of Census Tracts	6	6
Number of Minority Tracts	1	1
Percentage of Minority Tracts	16.67%	16.67%
Number of Low Income Tracts	0	0
Percentage of Low Income Tracts	0.00%	0.00%
Number of Moderate Income Tracts	0	0
Percentage of Moderate Income Tracts	0.00%	0.00%
Number of Middle Income Tracts	4	5
Percentage of Middle Income Tracts	66.67%	83.33%
Number of Upper Income Tracts	1	0
Percentage of Upper Income Tracts	16.67%	0.00%
Number of NA Income Tracts	1	1
Percentage of NA Income Tracts	16.67%	16.67%

Karnes, TEXAS

Census Tract	2021		2022		Change in Tract Income Class from 2021 through 2022
	Tract Income Class	Minority Tract	Tract Income Class	Minority Tract	



Karnes, TEXAS

Census Tract	2021		2022		Change in Tract Income Class from 2021 through 2022
	Tract Income Class	Minority Tract	Tract Income Class	Minority Tract	
48255970100	UPPER	NO	UPPER	NO	No Change
48255970200	MIDDLE	YES	MIDDLE	YES	No Change
48255970300	MIDDLE	YES			Not Applicable
48255970301			UPPER	YES	Not Applicable
48255970302			UPPER	YES	Not Applicable
48255970400	MIDDLE	YES	MODERATE	YES	MIDDLE to MODERATE

Summary Data: Karnes	2021	2022
Number of Census Tracts	4	5
Number of Minority Tracts	3	4
Percentage of Minority Tracts	75.00%	80.00%
Number of Low Income Tracts	0	0
Percentage of Low Income Tracts	0.00%	0.00%
Number of Moderate Income Tracts	0	1
Percentage of Moderate Income Tracts	0.00%	20.00%
Number of Middle Income Tracts	3	1
Percentage of Middle Income Tracts	75.00%	20.00%
Number of Upper Income Tracts	1	3
Percentage of Upper Income Tracts	25.00%	60.00%
Number of NA Income Tracts	0	0
Percentage of NA Income Tracts	0.00%	0.00%

Kaufman, TEXAS

Census Tract	2021		2022		Change in Tract Income Class from 2021 through 2022
	Tract Income Class	Minority Tract	Tract Income Class	Minority Tract	
48257050201	UPPER	NO			Not Applicable
48257050203	MIDDLE	NO			Not Applicable
48257050204	MIDDLE	NO	MIDDLE	YES	No Change
48257050205	MIDDLE	NO			Not Applicable
48257050206	UPPER	NO			Not Applicable
48257050207			MIDDLE	YES	Not Applicable
48257050208			MIDDLE	NO	Not Applicable
48257050209			UPPER	YES	Not Applicable
48257050210			UPPER	NO	Not Applicable
48257050211			MODERATE	YES	Not Applicable
48257050212			UPPER	NO	Not Applicable
48257050213			UPPER	NO	Not Applicable
48257050214			MIDDLE	NO	Not Applicable
48257050215			UPPER	NO	Not Applicable
48257050300	MODERATE	YES	MODERATE	YES	No Change
48257050400	MODERATE	NO			Not Applicable
48257050401			LOW	YES	Not Applicable
48257050402			MODERATE	NO	Not Applicable
48257050500	MODERATE	YES	MODERATE	YES	No Change
48257050600	MODERATE	NO			Not Applicable
48257050601			MIDDLE	NO	Not Applicable
48257050602			MIDDLE	NO	Not Applicable
48257050701	MIDDLE	NO	MIDDLE	NO	No Change
48257050703	MIDDLE	NO	MODERATE	NO	MIDDLE to MODERATE
48257050704	MIDDLE	NO	MODERATE	NO	MIDDLE to MODERATE
48257050800	MIDDLE	NO			Not Applicable
48257050801			MIDDLE	NO	Not Applicable



Kaufman, TEXAS

Census Tract	2021		2022		Change in Tract Income Class from 2021 through 2022
	Tract Income Class	Minority Tract	Tract Income Class	Minority Tract	
48257050802			MIDDLE	NO	Not Applicable
48257051000	MODERATE	YES	MODERATE	YES	No Change
48257051100	MODERATE	NO	MIDDLE	NO	MODERATE to MIDDLE
48257051201	MIDDLE	NO	MIDDLE	NO	No Change
48257051202	MIDDLE	NO	MIDDLE	NO	No Change
48257051300	MODERATE	NO			Not Applicable
48257051301			MODERATE	NO	Not Applicable
48257051302			MODERATE	NO	Not Applicable

Kaufman, TEXAS

Census Tract	2021		2022		Change in Tract Income Class from 2021 through 2022
	Tract Income Class	Minority Tract	Tract Income Class	Minority Tract	

Summary Data: Kaufman	2021	2022
Number of Census Tracts	18	27
Number of Minority Tracts	3	8
Percentage of Minority Tracts	16.67%	29.63%
Number of Low Income Tracts	0	1
Percentage of Low Income Tracts	0.00%	3.70%
Number of Moderate Income Tracts	7	9
Percentage of Moderate Income Tracts	38.89%	33.33%
Number of Middle Income Tracts	9	12
Percentage of Middle Income Tracts	50.00%	44.44%
Number of Upper Income Tracts	2	5
Percentage of Upper Income Tracts	11.11%	18.52%
Number of NA Income Tracts	0	0
Percentage of NA Income Tracts	0.00%	0.00%

Kendall, TEXAS

Census Tract	2021		2022		Change in Tract Income Class from 2021 through 2022
	Tract Income Class	Minority Tract	Tract Income Class	Minority Tract	
48259970100	UPPER	NO			Not Applicable
48259970101			UPPER	NO	Not Applicable
48259970102			UPPER	NO	Not Applicable



Kendall, TEXAS

Census Tract	2021		2022		Change in Tract Income Class from 2021 through 2022
	Tract Income Class	Minority Tract	Tract Income Class	Minority Tract	
48259970301	MIDDLE	NO	UPPER	NO	MIDDLE to UPPER
48259970302	UPPER	NO	UPPER	NO	No Change
48259970401	UPPER	NO			Not Applicable
48259970402	UPPER	NO			Not Applicable
48259970403			UPPER	NO	Not Applicable
48259970404			UPPER	NO	Not Applicable
48259970405			UPPER	NO	Not Applicable
48259970406			UPPER	NO	Not Applicable
48259970500	MIDDLE	NO	MIDDLE	NO	No Change

Kendall, TEXAS

Census Tract	2021		2022		Change in Tract Income Class from 2021 through 2022
	Tract Income Class	Minority Tract	Tract Income Class	Minority Tract	

Summary Data: Kendall	2021	2022
Number of Census Tracts	6	9
Number of Minority Tracts	0	0
Percentage of Minority Tracts	0.00%	0.00%
Number of Low Income Tracts	0	0
Percentage of Low Income Tracts	0.00%	0.00%
Number of Moderate Income Tracts	0	0
Percentage of Moderate Income Tracts	0.00%	0.00%
Number of Middle Income Tracts	2	1
Percentage of Middle Income Tracts	33.33%	11.11%
Number of Upper Income Tracts	4	8
Percentage of Upper Income Tracts	66.67%	88.89%
Number of NA Income Tracts	0	0
Percentage of NA Income Tracts	0.00%	0.00%

Kenedy, TEXAS

Census Tract	2021		2022		Change in Tract Income Class from 2021 through 2022
	Tract Income Class	Minority Tract	Tract Income Class	Minority Tract	
48261950100	MIDDLE	YES	MODERATE	YES	MIDDLE to MODERATE
48261990000	NA	NO	NA	NO	No Change



Kenedy, TEXAS

Census Tract	2021		2022		Change in Tract Income Class from 2021 through 2022
	Tract Income Class	Minority Tract	Tract Income Class	Minority Tract	

Summary Data: Kenedy	2021	2022
Number of Census Tracts	2	2
Number of Minority Tracts	1	1
Percentage of Minority Tracts	50.00%	50.00%
Number of Low Income Tracts	0	0
Percentage of Low Income Tracts	0.00%	0.00%
Number of Moderate Income Tracts	0	1
Percentage of Moderate Income Tracts	0.00%	50.00%
Number of Middle Income Tracts	1	0
Percentage of Middle Income Tracts	50.00%	0.00%
Number of Upper Income Tracts	0	0
Percentage of Upper Income Tracts	0.00%	0.00%
Number of NA Income Tracts	1	1
Percentage of NA Income Tracts	50.00%	50.00%

Kent, TEXAS

Census Tract	2021		2022		Change in Tract Income Class from 2021 through 2022
	Tract Income Class	Minority Tract	Tract Income Class	Minority Tract	

Summary Data: Kent	2021	2022
Number of Census Tracts	1	1
Number of Minority Tracts	0	0
Percentage of Minority Tracts	0.00%	0.00%
Number of Low Income Tracts	0	0
Percentage of Low Income Tracts	0.00%	0.00%
Number of Moderate Income Tracts	0	0
Percentage of Moderate Income Tracts	0.00%	0.00%
Number of Middle Income Tracts	1	0
Percentage of Middle Income Tracts	100.00%	0.00%
Number of Upper Income Tracts	0	1
Percentage of Upper Income Tracts	0.00%	100.00%
Number of NA Income Tracts	0	0
Percentage of NA Income Tracts	0.00%	0.00%

Kent, TEXAS

Census Tract	2021		2022		Change in Tract Income Class from 2021 through 2022
	Tract Income Class	Minority Tract	Tract Income Class	Minority Tract	
48263950100	MIDDLE	NO	UPPER	NO	MIDDLE to UPPER

Kerr, TEXAS

Census Tract	2021		2022		Change in Tract Income Class from 2021 through 2022
	Tract Income Class	Minority Tract	Tract Income Class	Minority Tract	
48265960100	MIDDLE	NO			Not Applicable
48265960101			UPPER	NO	Not Applicable
48265960102			MIDDLE	NO	Not Applicable



Kerr, TEXAS

Census Tract	2021		2022		Change in Tract Income Class from 2021 through 2022
	Tract Income Class	Minority Tract	Tract Income Class	Minority Tract	
48265960200	UPPER	NO	UPPER	NO	No Change
48265960301	MODERATE	NO	UPPER	NO	MODERATE to UPPER
48265960302	UPPER	NO			Not Applicable
48265960303			MIDDLE	NO	Not Applicable
48265960304			UPPER	NO	Not Applicable
48265960401	MIDDLE	NO	MIDDLE	NO	No Change
48265960402	MIDDLE	NO			Not Applicable
48265960403			UPPER	NO	Not Applicable
48265960404			MODERATE	NO	Not Applicable
48265960500	MODERATE	NO	MIDDLE	NO	MODERATE to MIDDLE
48265960600	MODERATE	NO			Not Applicable
48265960601			MODERATE	NO	Not Applicable
48265960602			MIDDLE	NO	Not Applicable
48265960700	UPPER	NO	UPPER	NO	No Change
48265960800	MIDDLE	NO	MIDDLE	NO	No Change

Kerr, TEXAS

Census Tract	2021		2022		Change in Tract Income Class from 2021 through 2022
	Tract Income Class	Minority Tract	Tract Income Class	Minority Tract	

Summary Data: Kerr	2021	2022
Number of Census Tracts	10	14
Number of Minority Tracts	0	0
Percentage of Minority Tracts	0.00%	0.00%
Number of Low Income Tracts	0	0
Percentage of Low Income Tracts	0.00%	0.00%
Number of Moderate Income Tracts	3	2
Percentage of Moderate Income Tracts	30.00%	14.29%
Number of Middle Income Tracts	4	6
Percentage of Middle Income Tracts	40.00%	42.86%
Number of Upper Income Tracts	3	6
Percentage of Upper Income Tracts	30.00%	42.86%
Number of NA Income Tracts	0	0
Percentage of NA Income Tracts	0.00%	0.00%

Kimble, TEXAS

Census Tract	2021		2022		Change in Tract Income Class from 2021 through 2022
	Tract Income Class	Minority Tract	Tract Income Class	Minority Tract	
48267950100	MIDDLE	NO	UPPER	NO	MIDDLE to UPPER
48267950200	MODERATE	NO	MODERATE	NO	No Change



Kimble, TEXAS

Census Tract	2021		2022		Change in Tract Income Class from 2021 through 2022
	Tract Income Class	Minority Tract	Tract Income Class	Minority Tract	

Summary Data: Kimble	2021	2022
Number of Census Tracts	2	2
Number of Minority Tracts	0	0
Percentage of Minority Tracts	0.00%	0.00%
Number of Low Income Tracts	0	0
Percentage of Low Income Tracts	0.00%	0.00%
Number of Moderate Income Tracts	1	1
Percentage of Moderate Income Tracts	50.00%	50.00%
Number of Middle Income Tracts	1	0
Percentage of Middle Income Tracts	50.00%	0.00%
Number of Upper Income Tracts	0	1
Percentage of Upper Income Tracts	0.00%	50.00%
Number of NA Income Tracts	0	0
Percentage of NA Income Tracts	0.00%	0.00%

King, TEXAS

Census Tract	2021		2022		Change in Tract Income Class from 2021 through 2022
	Tract Income Class	Minority Tract	Tract Income Class	Minority Tract	
48269950100	UPPER	NO	MODERATE	NO	UPPER to MODERATE

King, TEXAS

Census Tract	2021		2022		Change in Tract Income Class from 2021 through 2022
	Tract Income Class	Minority Tract	Tract Income Class	Minority Tract	

Summary Data: King	2021	2022
Number of Census Tracts	1	1
Number of Minority Tracts	0	0
Percentage of Minority Tracts	0.00%	0.00%
Number of Low Income Tracts	0	0
Percentage of Low Income Tracts	0.00%	0.00%
Number of Moderate Income Tracts	0	1
Percentage of Moderate Income Tracts	0.00%	100.00%
Number of Middle Income Tracts	0	0
Percentage of Middle Income Tracts	0.00%	0.00%
Number of Upper Income Tracts	1	0
Percentage of Upper Income Tracts	100.00%	0.00%
Number of NA Income Tracts	0	0
Percentage of NA Income Tracts	0.00%	0.00%

Kinney, TEXAS

Census Tract	2021		2022		Change in Tract Income Class from 2021 through 2022
	Tract Income Class	Minority Tract	Tract Income Class	Minority Tract	
48271950100	MIDDLE	YES	MIDDLE	YES	No Change



Kinney, TEXAS

Census Tract	2021		2022		Change in Tract Income Class from 2021 through 2022
	Tract Income Class	Minority Tract	Tract Income Class	Minority Tract	
Summary Data: Kinney			2021	2022	
Number of Census Tracts			1	1	
Number of Minority Tracts			1	1	
Percentage of Minority Tracts			100.00%	100.00%	
Number of Low Income Tracts			0	0	
Percentage of Low Income Tracts			0.00%	0.00%	
Number of Moderate Income Tracts			0	0	
Percentage of Moderate Income Tracts			0.00%	0.00%	
Number of Middle Income Tracts			1	1	
Percentage of Middle Income Tracts			100.00%	100.00%	
Number of Upper Income Tracts			0	0	
Percentage of Upper Income Tracts			0.00%	0.00%	
Number of NA Income Tracts			0	0	
Percentage of NA Income Tracts			0.00%	0.00%	

Kleberg, TEXAS

Census Tract	2021		2022		Change in Tract Income Class from 2021 through 2022
	Tract Income Class	Minority Tract	Tract Income Class	Minority Tract	
48273020100	UPPER	YES			Not Applicable
48273020101			UPPER	YES	Not Applicable
48273020102			MIDDLE	YES	Not Applicable

Kleberg, TEXAS

Census Tract	2021		2022		Change in Tract Income Class from 2021 through 2022
	Tract Income Class	Minority Tract	Tract Income Class	Minority Tract	
48273020200	MODERATE	YES	MODERATE	YES	No Change
48273020300	MODERATE	YES			Not Applicable
48273020301			MIDDLE	YES	Not Applicable
48273020302			MIDDLE	YES	Not Applicable
48273020400	MIDDLE	YES			Not Applicable
48273020401			UPPER	YES	Not Applicable
48273020402			MIDDLE	YES	Not Applicable
48273020500	MIDDLE	YES			Not Applicable
48273020501			UPPER	YES	Not Applicable
48273020502			MODERATE	YES	Not Applicable
48273990000	NA	NO	NA	NO	No Change



Kleberg, TEXAS

Census Tract	2021		2022		Change in Tract Income Class from 2021 through 2022
	Tract Income Class	Minority Tract	Tract Income Class	Minority Tract	

Summary Data: Kleberg	2021	2022
Number of Census Tracts	6	10
Number of Minority Tracts	5	9
Percentage of Minority Tracts	83.33%	90.00%
Number of Low Income Tracts	0	0
Percentage of Low Income Tracts	0.00%	0.00%
Number of Moderate Income Tracts	2	2
Percentage of Moderate Income Tracts	33.33%	20.00%
Number of Middle Income Tracts	2	4
Percentage of Middle Income Tracts	33.33%	40.00%
Number of Upper Income Tracts	1	3
Percentage of Upper Income Tracts	16.67%	30.00%
Number of NA Income Tracts	1	1
Percentage of NA Income Tracts	16.67%	10.00%

Knox, TEXAS

Census Tract	2021		2022		Change in Tract Income Class from 2021 through 2022
	Tract Income Class	Minority Tract	Tract Income Class	Minority Tract	

Summary Data: Knox	2021	2022
Number of Census Tracts	2	2
Number of Minority Tracts	0	0
Percentage of Minority Tracts	0.00%	0.00%
Number of Low Income Tracts	0	0
Percentage of Low Income Tracts	0.00%	0.00%
Number of Moderate Income Tracts	0	0
Percentage of Moderate Income Tracts	0.00%	0.00%
Number of Middle Income Tracts	2	2
Percentage of Middle Income Tracts	100.00%	100.00%
Number of Upper Income Tracts	0	0
Percentage of Upper Income Tracts	0.00%	0.00%
Number of NA Income Tracts	0	0
Percentage of NA Income Tracts	0.00%	0.00%

Knox, TEXAS

Census Tract	2021		2022		Change in Tract Income Class from 2021 through 2022
	Tract Income Class	Minority Tract	Tract Income Class	Minority Tract	
48275950100	MIDDLE	NO	MIDDLE	NO	No Change
48275950200	MIDDLE	NO	MIDDLE	NO	No Change

La Salle, TEXAS

Census Tract	2021		2022		Change in Tract Income Class from 2021 through 2022
	Tract Income Class	Minority Tract	Tract Income Class	Minority Tract	
48283950300	MIDDLE	YES			Not Applicable
48283950301			MODERATE	YES	Not Applicable
48283950302			MIDDLE	YES	Not Applicable



La Salle, TEXAS

Census Tract	2021		2022		Change in Tract Income Class from 2021 through 2022
	Tract Income Class	Minority Tract	Tract Income Class	Minority Tract	


Summary Data: La Salle	2021	2022
Number of Census Tracts	1	2
Number of Minority Tracts	1	2
Percentage of Minority Tracts	100.00%	100.00%
Number of Low Income Tracts	0	0
Percentage of Low Income Tracts	0.00%	0.00%
Number of Moderate Income Tracts	0	1
Percentage of Moderate Income Tracts	0.00%	50.00%
Number of Middle Income Tracts	1	1
Percentage of Middle Income Tracts	100.00%	50.00%
Number of Upper Income Tracts	0	0
Percentage of Upper Income Tracts	0.00%	0.00%
Number of NA Income Tracts	0	0
Percentage of NA Income Tracts	0.00%	0.00%

Lamar, TEXAS

Census Tract	2021		2022		Change in Tract Income Class from 2021 through 2022
	Tract Income Class	Minority Tract	Tract Income Class	Minority Tract	
48277000300	MIDDLE	NO			Not Applicable
48277000301			MIDDLE	NO	Not Applicable
48277000302			UPPER	NO	Not Applicable
48277000401	MIDDLE	NO	MIDDLE	NO	No Change
48277000402	UPPER	NO	MIDDLE	NO	UPPER to MIDDLE
48277000500	MODERATE	YES	MODERATE	YES	No Change
48277000600	MODERATE	NO	LOW	YES	MODERATE to LOW
48277000700	MODERATE	NO	MIDDLE	NO	MODERATE to MIDDLE
48277000800	LOW	NO	MODERATE	NO	LOW to MODERATE
48277000900	UPPER	NO	UPPER	NO	No Change
48277001000	MODERATE	NO	MODERATE	NO	No Change

Lamar, TEXAS

Census Tract	2021		2022		Change in Tract Income Class from 2021 through 2022
	Tract Income Class	Minority Tract	Tract Income Class	Minority Tract	
48277000101	MIDDLE	NO	MIDDLE	NO	No Change
48277000102	MIDDLE	NO	UPPER	NO	MIDDLE to UPPER
48277000200	MIDDLE	NO	MIDDLE	NO	No Change



Lamar, TEXAS

Census Tract	2021		2022		Change in Tract Income Class from 2021 through 2022
	Tract Income Class	Minority Tract	Tract Income Class	Minority Tract	

Summary Data: Lamar	2021	2022
Number of Census Tracts	12	13
Number of Minority Tracts	1	2
Percentage of Minority Tracts	8.33%	15.38%
Number of Low Income Tracts	1	1
Percentage of Low Income Tracts	8.33%	7.69%
Number of Moderate Income Tracts	4	3
Percentage of Moderate Income Tracts	33.33%	23.08%
Number of Middle Income Tracts	5	6
Percentage of Middle Income Tracts	41.67%	46.15%
Number of Upper Income Tracts	2	3
Percentage of Upper Income Tracts	16.67%	23.08%
Number of NA Income Tracts	0	0
Percentage of NA Income Tracts	0.00%	0.00%

Lamb, TEXAS

Census Tract	2021		2022		Change in Tract Income Class from 2021 through 2022
	Tract Income Class	Minority Tract	Tract Income Class	Minority Tract	
48279950100	MIDDLE	YES	MIDDLE	YES	No Change
48279950200	MIDDLE	YES	MIDDLE	YES	No Change
48279950300	MIDDLE	YES	MIDDLE	YES	No Change

Lamb, TEXAS

Census Tract	2021		2022		Change in Tract Income Class from 2021 through 2022
	Tract Income Class	Minority Tract	Tract Income Class	Minority Tract	
48279950500	MODERATE	YES	MODERATE	YES	No Change
48279950600	MIDDLE	NO	MIDDLE	YES	No Change

Summary Data: Lamb	2021	2022
Number of Census Tracts	5	5
Number of Minority Tracts	4	5
Percentage of Minority Tracts	80.00%	100.00%
Number of Low Income Tracts	0	0
Percentage of Low Income Tracts	0.00%	0.00%
Number of Moderate Income Tracts	1	1
Percentage of Moderate Income Tracts	20.00%	20.00%
Number of Middle Income Tracts	4	4
Percentage of Middle Income Tracts	80.00%	80.00%
Number of Upper Income Tracts	0	0
Percentage of Upper Income Tracts	0.00%	0.00%
Number of NA Income Tracts	0	0
Percentage of NA Income Tracts	0.00%	0.00%

Lampasas, TEXAS

Census Tract	2021		2022		Change in Tract Income Class from 2021 through 2022
	Tract Income Class	Minority Tract	Tract Income Class	Minority Tract	
48281950100	MIDDLE	NO	MIDDLE	NO	No Change



Lampasas, TEXAS

Census Tract	2021		2022		Change in Tract Income Class from 2021 through 2022
	Tract Income Class	Minority Tract	Tract Income Class	Minority Tract	
48281950301	MIDDLE	NO			Not Applicable
48281950302	UPPER	NO	UPPER	NO	No Change
48281950303			MIDDLE	NO	Not Applicable
48281950304			UPPER	NO	Not Applicable
48281950400	MODERATE	NO	MIDDLE	NO	MODERATE to MIDDLE
48281950500	MIDDLE	NO	MIDDLE	NO	No Change

Summary Data: Lampasas	2021	2022
Number of Census Tracts	5	6
Number of Minority Tracts	0	0
Percentage of Minority Tracts	0.00%	0.00%
Number of Low Income Tracts	0	0
Percentage of Low Income Tracts	0.00%	0.00%
Number of Moderate Income Tracts	1	0
Percentage of Moderate Income Tracts	20.00%	0.00%
Number of Middle Income Tracts	3	4
Percentage of Middle Income Tracts	60.00%	66.67%
Number of Upper Income Tracts	1	2
Percentage of Upper Income Tracts	20.00%	33.33%
Number of NA Income Tracts	0	0
Percentage of NA Income Tracts	0.00%	0.00%

Lavaca, TEXAS

Census Tract	2021		2022		Change in Tract Income Class from 2021 through 2022
	Tract Income Class	Minority Tract	Tract Income Class	Minority Tract	
48285000100	UPPER	NO	MIDDLE	NO	UPPER to MIDDLE
48285000200	MIDDLE	NO	MIDDLE	NO	No Change
48285000300	UPPER	NO	UPPER	NO	No Change
48285000400	MIDDLE	NO	UPPER	NO	MIDDLE to UPPER
48285000500	MIDDLE	NO	UPPER	NO	MIDDLE to UPPER
48285000600	MODERATE	YES	MODERATE	YES	No Change

Summary Data: Lavaca	2021	2022
Number of Census Tracts	6	6
Number of Minority Tracts	1	1
Percentage of Minority Tracts	16.67%	16.67%
Number of Low Income Tracts	0	0
Percentage of Low Income Tracts	0.00%	0.00%
Number of Moderate Income Tracts	1	1
Percentage of Moderate Income Tracts	16.67%	16.67%
Number of Middle Income Tracts	3	2
Percentage of Middle Income Tracts	50.00%	33.33%
Number of Upper Income Tracts	2	3
Percentage of Upper Income Tracts	33.33%	50.00%
Number of NA Income Tracts	0	0
Percentage of NA Income Tracts	0.00%	0.00%



Lee, TEXAS

Census Tract	2021		2022		Change in Tract Income Class from 2021 through 2022
	Tract Income Class	Minority Tract	Tract Income Class	Minority Tract	
48287000100	UPPER	NO	MIDDLE	NO	UPPER to MIDDLE
48287000200	MIDDLE	NO	MIDDLE	NO	No Change
48287000300	UPPER	NO	MIDDLE	NO	UPPER to MIDDLE
48287000400	MIDDLE	YES	MODERATE	YES	MIDDLE to MODERATE

Summary Data: Lee	2021	2022
Number of Census Tracts	4	4
Number of Minority Tracts	1	1
Percentage of Minority Tracts	25.00%	25.00%
Number of Low Income Tracts	0	0
Percentage of Low Income Tracts	0.00%	0.00%
Number of Moderate Income Tracts	0	1
Percentage of Moderate Income Tracts	0.00%	25.00%
Number of Middle Income Tracts	2	3
Percentage of Middle Income Tracts	50.00%	75.00%
Number of Upper Income Tracts	2	0
Percentage of Upper Income Tracts	50.00%	0.00%
Number of NA Income Tracts	0	0
Percentage of NA Income Tracts	0.00%	0.00%

Leon, TEXAS

Census Tract	2021		2022		Change in Tract Income Class from 2021 through 2022
	Tract Income Class	Minority Tract	Tract Income Class	Minority Tract	
48289950100	MIDDLE	NO			Not Applicable
48289950101			MODERATE	NO	Not Applicable
48289950102			MIDDLE	NO	Not Applicable
48289950200	UPPER	NO			Not Applicable
48289950201			UPPER	NO	Not Applicable
48289950202			MIDDLE	NO	Not Applicable
48289950300	UPPER	NO			Not Applicable
48289950301			MODERATE	NO	Not Applicable
48289950302			MIDDLE	NO	Not Applicable



Leon, TEXAS

Census Tract	2021		2022		Change in Tract Income Class from 2021 through 2022
	Tract Income Class	Minority Tract	Tract Income Class	Minority Tract	

Summary Data: Leon	2021	2022
Number of Census Tracts	3	6
Number of Minority Tracts	0	0
Percentage of Minority Tracts	0.00%	0.00%
Number of Low Income Tracts	0	0
Percentage of Low Income Tracts	0.00%	0.00%
Number of Moderate Income Tracts	0	2
Percentage of Moderate Income Tracts	0.00%	33.33%
Number of Middle Income Tracts	1	3
Percentage of Middle Income Tracts	33.33%	50.00%
Number of Upper Income Tracts	2	1
Percentage of Upper Income Tracts	66.67%	16.67%
Number of NA Income Tracts	0	0
Percentage of NA Income Tracts	0.00%	0.00%

Liberty, TEXAS

Census Tract	2021		2022		Change in Tract Income Class from 2021 through 2022
	Tract Income Class	Minority Tract	Tract Income Class	Minority Tract	
48291700301			MODERATE	NO	Not Applicable
48291700302			MODERATE	YES	Not Applicable
48291700303			MODERATE	NO	Not Applicable
48291700400	MODERATE	NO	MIDDLE	NO	MODERATE to MIDDLE
48291700500	MIDDLE	NO	MIDDLE	NO	No Change
48291700600	MODERATE	NO	MODERATE	NO	No Change
48291700700	MIDDLE	NO	MIDDLE	NO	No Change
48291700800	MIDDLE	NO			Not Applicable
48291700801			MIDDLE	NO	Not Applicable
48291700802			MIDDLE	NO	Not Applicable
48291700900	MIDDLE	YES	MIDDLE	NO	No Change
48291701000	MIDDLE	YES	MIDDLE	YES	No Change
48291701100	MIDDLE	NO	MODERATE	NO	MIDDLE to MODERATE
48291701200	MIDDLE	NO	MIDDLE	NO	No Change
48291701300	MODERATE	NO	MODERATE	NO	No Change
48291701400	MIDDLE	NO	MODERATE	YES	MIDDLE to MODERATE

Liberty, TEXAS

Census Tract	2021		2022		Change in Tract Income Class from 2021 through 2022
	Tract Income Class	Minority Tract	Tract Income Class	Minority Tract	
48291700100	MODERATE	NO	MODERATE	YES	No Change
48291700200	LOW	YES	LOW	YES	No Change
48291700300	MODERATE	NO			Not Applicable



Liberty, TEXAS

Census Tract	2021		2022		Change in Tract Income Class from 2021 through 2022
	Tract Income Class	Minority Tract	Tract Income Class	Minority Tract	

Summary Data: Liberty	2021	2022
Number of Census Tracts	14	17
Number of Minority Tracts	3	5
Percentage of Minority Tracts	21.43%	29.41%
Number of Low Income Tracts	1	1
Percentage of Low Income Tracts	7.14%	5.88%
Number of Moderate Income Tracts	5	8
Percentage of Moderate Income Tracts	35.71%	47.06%
Number of Middle Income Tracts	8	8
Percentage of Middle Income Tracts	57.14%	47.06%
Number of Upper Income Tracts	0	0
Percentage of Upper Income Tracts	0.00%	0.00%
Number of NA Income Tracts	0	0
Percentage of NA Income Tracts	0.00%	0.00%

Limestone, TEXAS

Census Tract	2021		2022		Change in Tract Income Class from 2021 through 2022
	Tract Income Class	Minority Tract	Tract Income Class	Minority Tract	
48293970100	MIDDLE	NO	MIDDLE	NO	No Change
48293970200	UPPER	NO	MIDDLE	NO	UPPER to MIDDLE
48293970300	MODERATE	YES	MODERATE	YES	No Change

Limestone, TEXAS

Census Tract	2021		2022		Change in Tract Income Class from 2021 through 2022
	Tract Income Class	Minority Tract	Tract Income Class	Minority Tract	
48293970400	MODERATE	YES	MIDDLE	YES	MODERATE to MIDDLE
48293970500	MODERATE	YES	MODERATE	YES	No Change
48293970600	MIDDLE	NO	MIDDLE	NO	No Change
48293970700	MODERATE	NO	MIDDLE	NO	MODERATE to MIDDLE
48293970800	MIDDLE	NO	MIDDLE	NO	No Change

Summary Data: Limestone	2021	2022
Number of Census Tracts	8	8
Number of Minority Tracts	3	3
Percentage of Minority Tracts	37.50%	37.50%
Number of Low Income Tracts	0	0
Percentage of Low Income Tracts	0.00%	0.00%
Number of Moderate Income Tracts	4	2
Percentage of Moderate Income Tracts	50.00%	25.00%
Number of Middle Income Tracts	3	6
Percentage of Middle Income Tracts	37.50%	75.00%
Number of Upper Income Tracts	1	0
Percentage of Upper Income Tracts	12.50%	0.00%
Number of NA Income Tracts	0	0
Percentage of NA Income Tracts	0.00%	0.00%



Lipscomb, TEXAS

Census Tract	2021		2022		Change in Tract Income Class from 2021 through 2022
	Tract Income Class	Minority Tract	Tract Income Class	Minority Tract	
48295950200	UPPER	NO	MIDDLE	YES	UPPER to MIDDLE
48295950300	UPPER	NO	MIDDLE	NO	UPPER to MIDDLE

Summary Data: Lipscomb	2021	2022
Number of Census Tracts	2	2
Number of Minority Tracts	0	1
Percentage of Minority Tracts	0.00%	50.00%
Number of Low Income Tracts	0	0
Percentage of Low Income Tracts	0.00%	0.00%
Number of Moderate Income Tracts	0	0
Percentage of Moderate Income Tracts	0.00%	0.00%
Number of Middle Income Tracts	0	2
Percentage of Middle Income Tracts	0.00%	100.00%
Number of Upper Income Tracts	2	0
Percentage of Upper Income Tracts	100.00%	0.00%
Number of NA Income Tracts	0	0
Percentage of NA Income Tracts	0.00%	0.00%

Live Oak, TEXAS

Census Tract	2021		2022		Change in Tract Income Class from 2021 through 2022
	Tract Income Class	Minority Tract	Tract Income Class	Minority Tract	
48297950100	MIDDLE	YES	MIDDLE	YES	No Change

Live Oak, TEXAS

Census Tract	2021		2022		Change in Tract Income Class from 2021 through 2022
	Tract Income Class	Minority Tract	Tract Income Class	Minority Tract	
48297950200	MIDDLE	YES	MODERATE	YES	MIDDLE to MODERATE
48297950300	MIDDLE	NO	MIDDLE	NO	No Change
48297950400	MIDDLE	NO	UPPER	NO	MIDDLE to UPPER

Summary Data: Live Oak	2021	2022
Number of Census Tracts	4	4
Number of Minority Tracts	2	2
Percentage of Minority Tracts	50.00%	50.00%
Number of Low Income Tracts	0	0
Percentage of Low Income Tracts	0.00%	0.00%
Number of Moderate Income Tracts	0	1
Percentage of Moderate Income Tracts	0.00%	25.00%
Number of Middle Income Tracts	4	2
Percentage of Middle Income Tracts	100.00%	50.00%
Number of Upper Income Tracts	0	1
Percentage of Upper Income Tracts	0.00%	25.00%
Number of NA Income Tracts	0	0
Percentage of NA Income Tracts	0.00%	0.00%

Llano, TEXAS

Census Tract	2021		2022		Change in Tract Income Class from 2021 through 2022
	Tract Income Class	Minority Tract	Tract Income Class	Minority Tract	



Llano, TEXAS

Census Tract	2021		2022		Change in Tract Income Class from 2021 through 2022
	Tract Income Class	Minority Tract	Tract Income Class	Minority Tract	
48299970100	MIDDLE	NO	MIDDLE	NO	No Change
48299970200	MIDDLE	NO	MIDDLE	NO	No Change
48299970300	UPPER	NO	UPPER	NO	No Change
48299970400	UPPER	NO			Not Applicable
48299970401			UPPER	NO	Not Applicable
48299970402			UPPER	NO	Not Applicable
48299970500	MIDDLE	NO			Not Applicable
48299970501			MIDDLE	NO	Not Applicable
48299970502			MIDDLE	NO	Not Applicable
48299970600	MIDDLE	NO	UPPER	NO	MIDDLE to UPPER

Llano, TEXAS

Census Tract	2021		2022		Change in Tract Income Class from 2021 through 2022
	Tract Income Class	Minority Tract	Tract Income Class	Minority Tract	

Summary Data: Llano	2021	2022
Number of Census Tracts	6	8
Number of Minority Tracts	0	0
Percentage of Minority Tracts	0.00%	0.00%
Number of Low Income Tracts	0	0
Percentage of Low Income Tracts	0.00%	0.00%
Number of Moderate Income Tracts	0	0
Percentage of Moderate Income Tracts	0.00%	0.00%
Number of Middle Income Tracts	4	4
Percentage of Middle Income Tracts	66.67%	50.00%
Number of Upper Income Tracts	2	4
Percentage of Upper Income Tracts	33.33%	50.00%
Number of NA Income Tracts	0	0
Percentage of NA Income Tracts	0.00%	0.00%

Loving, TEXAS

Census Tract	2021		2022		Change in Tract Income Class from 2021 through 2022
	Tract Income Class	Minority Tract	Tract Income Class	Minority Tract	
48301950100	UPPER	YES	NA	NO	UPPER to NA



Loving, TEXAS

Census Tract	2021		2022		Change in Tract Income Class from 2021 through 2022
	Tract Income Class	Minority Tract	Tract Income Class	Minority Tract	

Summary Data: Loving	2021	2022
Number of Census Tracts	1	1
Number of Minority Tracts	1	0
Percentage of Minority Tracts	100.00%	0.00%
Number of Low Income Tracts	0	0
Percentage of Low Income Tracts	0.00%	0.00%
Number of Moderate Income Tracts	0	0
Percentage of Moderate Income Tracts	0.00%	0.00%
Number of Middle Income Tracts	0	0
Percentage of Middle Income Tracts	0.00%	0.00%
Number of Upper Income Tracts	1	0
Percentage of Upper Income Tracts	100.00%	0.00%
Number of NA Income Tracts	0	1
Percentage of NA Income Tracts	0.00%	100.00%

Lubbock, TEXAS

Census Tract	2021		2022		Change in Tract Income Class from 2021 through 2022
	Tract Income Class	Minority Tract	Tract Income Class	Minority Tract	
48303000100	MODERATE	YES	MODERATE	YES	No Change
48303000201	UPPER	YES	UPPER	YES	No Change
48303000202	LOW	YES	MODERATE	YES	LOW to MODERATE

Lubbock, TEXAS

Census Tract	2021		2022		Change in Tract Income Class from 2021 through 2022
	Tract Income Class	Minority Tract	Tract Income Class	Minority Tract	
48303000301	MODERATE	YES	MODERATE	YES	No Change
48303000302	MODERATE	YES			Not Applicable
48303000303			LOW	YES	Not Applicable
48303000304			MODERATE	YES	Not Applicable
48303000402	MODERATE	NO	MIDDLE	YES	MODERATE to MIDDLE
48303000403	UPPER	NO	MIDDLE	NO	UPPER to MIDDLE
48303000404	UPPER	NO			Not Applicable
48303000405	MIDDLE	YES			Not Applicable
48303000406			UPPER	NO	Not Applicable
48303000407			MIDDLE	NO	Not Applicable
48303000408			MIDDLE	YES	Not Applicable
48303000409			MIDDLE	YES	Not Applicable
48303000410			NA	YES	Not Applicable
48303000411			MIDDLE	NO	Not Applicable
48303000500	MIDDLE	NO			Not Applicable
48303000501			MIDDLE	NO	Not Applicable
48303000502			NA	NO	Not Applicable
48303000503			NA	YES	Not Applicable
48303000603	LOW	NO	MIDDLE	NO	LOW to MIDDLE
48303000605	LOW	NO	NA	NO	LOW to NA
48303000607	LOW	YES	MODERATE	YES	LOW to MODERATE
48303000700	MIDDLE	YES	MIDDLE	YES	No Change
48303000900	LOW	YES			Not Applicable
48303000901			NA	YES	Not Applicable
48303000902			MODERATE	YES	Not Applicable
48303001000	MODERATE	YES	LOW	YES	MODERATE to LOW
48303001200	MODERATE	YES	LOW	YES	MODERATE to LOW



GeoDataVision Report D-1 Census Tract Reference Book 2021/2022: TEXAS

Lubbock, TEXAS

Census Tract	2021		2022		Change in Tract Income Class from 2021 through 2022
	Tract Income Class	Minority Tract	Tract Income Class	Minority Tract	
48303001300	MODERATE	YES	MODERATE	YES	No Change
48303001400	MIDDLE	NO			Not Applicable
48303001401			MIDDLE	YES	Not Applicable
48303001402			MODERATE	YES	Not Applicable
48303001501	UPPER	NO	MIDDLE	NO	UPPER to MIDDLE
48303001502	MIDDLE	NO	NA	NO	MIDDLE to NA
48303001601	MIDDLE	NO	MIDDLE	NO	No Change
48303001602	MODERATE	NO	MODERATE	NO	No Change
48303001702	MIDDLE	NO			Not Applicable
48303001705	UPPER	NO			Not Applicable
48303001706	MIDDLE	YES			Not Applicable
48303001707	UPPER	NO			Not Applicable
48303001708	MODERATE	NO	LOW	YES	MODERATE to LOW
48303001709	MODERATE	YES	MODERATE	YES	No Change
48303001710			MODERATE	YES	Not Applicable
48303001711			MIDDLE	NO	Not Applicable
48303001712			MODERATE	NO	Not Applicable
48303001713			UPPER	NO	Not Applicable
48303001714			MIDDLE	YES	Not Applicable
48303001715			MIDDLE	YES	Not Applicable
48303001716			UPPER	NO	Not Applicable
48303001717			UPPER	NO	Not Applicable
48303001801	MODERATE	YES			Not Applicable
48303001803	MIDDLE	NO			Not Applicable
48303001804	UPPER	NO	UPPER	NO	No Change
48303001805			MIDDLE	YES	Not Applicable
48303001806			MIDDLE	YES	Not Applicable

Lubbock, TEXAS

Census Tract	2021		2022		Change in Tract Income Class from 2021 through 2022
	Tract Income Class	Minority Tract	Tract Income Class	Minority Tract	
48303001807			MIDDLE	YES	Not Applicable
48303001808			UPPER	NO	Not Applicable
48303001901	MIDDLE	NO			Not Applicable
48303001903	UPPER	NO			Not Applicable
48303001904	UPPER	NO	UPPER	NO	No Change
48303001905			MIDDLE	YES	Not Applicable
48303001906			MIDDLE	NO	Not Applicable
48303001907			UPPER	NO	Not Applicable
48303001908			UPPER	NO	Not Applicable
48303002001	MIDDLE	NO	MIDDLE	NO	No Change
48303002002	LOW	YES	LOW	YES	No Change
48303002101	MIDDLE	NO			Not Applicable
48303002102	UPPER	NO	UPPER	NO	No Change
48303002103			MIDDLE	NO	Not Applicable
48303002104			MIDDLE	YES	Not Applicable
48303002202	MIDDLE	YES			Not Applicable
48303002203	MIDDLE	NO	MODERATE	YES	MIDDLE to MODERATE
48303002204	MODERATE	YES			Not Applicable
48303002205			MODERATE	YES	Not Applicable
48303002206			MODERATE	YES	Not Applicable
48303002207			MODERATE	YES	Not Applicable
48303002208			LOW	YES	Not Applicable
48303002300	MODERATE	YES			Not Applicable
48303002301			MIDDLE	YES	Not Applicable
48303002302			MODERATE	YES	Not Applicable
48303002400	MODERATE	YES			Not Applicable
48303002401			LOW	YES	Not Applicable



GeoDataVision Report D-1 Census Tract Reference Book 2021/2022: TEXAS

Lubbock, TEXAS

Census Tract	2021		2022		Change in Tract Income Class from 2021 through 2022
	Tract Income Class	Minority Tract	Tract Income Class	Minority Tract	
48303002402			MODERATE	YES	Not Applicable
48303002500	MODERATE	YES	MODERATE	YES	No Change
48303010101	UPPER	NO	MIDDLE	NO	UPPER to MIDDLE
48303010102	MIDDLE	NO	MIDDLE	NO	No Change
48303010200	MIDDLE	YES			Not Applicable
48303010201			MIDDLE	NO	Not Applicable
48303010202			MIDDLE	NO	Not Applicable
48303010203			MIDDLE	NO	Not Applicable
48303010204			MIDDLE	YES	Not Applicable
48303010301	MIDDLE	NO	MIDDLE	NO	No Change
48303010302	UPPER	NO	MIDDLE	NO	UPPER to MIDDLE
48303010402	MIDDLE	NO	MIDDLE	YES	No Change
48303010403	UPPER	NO			Not Applicable
48303010404	MIDDLE	NO	MIDDLE	NO	No Change
48303010405	UPPER	NO			Not Applicable
48303010406	UPPER	NO			Not Applicable
48303010407	UPPER	NO			Not Applicable
48303010408	UPPER	NO			Not Applicable
48303010409			UPPER	NO	Not Applicable
48303010410			MIDDLE	NO	Not Applicable
48303010411			UPPER	NO	Not Applicable
48303010412			UPPER	NO	Not Applicable
48303010413			MIDDLE	NO	Not Applicable
48303010414			UPPER	NO	Not Applicable
48303010415			UPPER	NO	Not Applicable
48303010416			MIDDLE	NO	Not Applicable
48303010417			MIDDLE	NO	Not Applicable

Lubbock, TEXAS

Census Tract	2021		2022		Change in Tract Income Class from 2021 through 2022
	Tract Income Class	Minority Tract	Tract Income Class	Minority Tract	
48303010418			MIDDLE	YES	Not Applicable
48303010419			UPPER	NO	Not Applicable
48303010420			MODERATE	NO	Not Applicable
48303010421			UPPER	NO	Not Applicable
48303010422			UPPER	NO	Not Applicable
48303010423			UPPER	NO	Not Applicable
48303010502	UPPER	NO	UPPER	NO	No Change
48303010504	UPPER	NO	UPPER	NO	No Change
48303010505	MIDDLE	NO	MIDDLE	NO	No Change
48303010506	MIDDLE	NO	MIDDLE	YES	No Change
48303010508	MIDDLE	NO			Not Applicable
48303010509	UPPER	NO	UPPER	NO	No Change
48303010510	UPPER	NO	UPPER	NO	No Change
48303010511	MIDDLE	NO	MIDDLE	NO	No Change
48303010512			UPPER	NO	Not Applicable
48303010513			MIDDLE	YES	Not Applicable
48303010514			MIDDLE	NO	Not Applicable
48303010600	MIDDLE	YES			Not Applicable
48303010601			MODERATE	YES	Not Applicable
48303010602			LOW	YES	Not Applicable
48303010700	UPPER	NO	UPPER	NO	No Change
48303980000	NA	NO	NA	NO	No Change



Lubbock, TEXAS

Census Tract	2021		2022		Change in Tract Income Class from 2021 through 2022
	Tract Income Class	Minority Tract	Tract Income Class	Minority Tract	

Summary Data: Lubbock	2021	2022
Number of Census Tracts	68	106
Number of Minority Tracts	23	48
Percentage of Minority Tracts	33.82%	45.28%
Number of Low Income Tracts	6	8
Percentage of Low Income Tracts	8.82%	7.55%
Number of Moderate Income Tracts	15	21
Percentage of Moderate Income Tracts	22.06%	19.81%
Number of Middle Income Tracts	24	44
Percentage of Middle Income Tracts	35.29%	41.51%
Number of Upper Income Tracts	22	26
Percentage of Upper Income Tracts	32.35%	24.53%
Number of NA Income Tracts	1	7
Percentage of NA Income Tracts	1.47%	6.60%

Lynn, TEXAS

Census Tract	2021		2022		Change in Tract Income Class from 2021 through 2022
	Tract Income Class	Minority Tract	Tract Income Class	Minority Tract	
48305950400	MODERATE	NO	MIDDLE	NO	MODERATE to MIDDLE
48305950500	MIDDLE	YES	MODERATE	YES	MIDDLE to MODERATE
48305950600	MODERATE	YES	MIDDLE	YES	MODERATE to MIDDLE

Lynn, TEXAS

Census Tract	2021		2022		Change in Tract Income Class from 2021 through 2022
	Tract Income Class	Minority Tract	Tract Income Class	Minority Tract	

Summary Data: Lynn	2021	2022
Number of Census Tracts	3	3
Number of Minority Tracts	2	2
Percentage of Minority Tracts	66.67%	66.67%
Number of Low Income Tracts	0	0
Percentage of Low Income Tracts	0.00%	0.00%
Number of Moderate Income Tracts	2	1
Percentage of Moderate Income Tracts	66.67%	33.33%
Number of Middle Income Tracts	1	2
Percentage of Middle Income Tracts	33.33%	66.67%
Number of Upper Income Tracts	0	0
Percentage of Upper Income Tracts	0.00%	0.00%
Number of NA Income Tracts	0	0
Percentage of NA Income Tracts	0.00%	0.00%

Madison, TEXAS

Census Tract	2021		2022		Change in Tract Income Class from 2021 through 2022
	Tract Income Class	Minority Tract	Tract Income Class	Minority Tract	
48313000100	MIDDLE	YES	MIDDLE	YES	No Change
48313000200	MIDDLE	NO	UPPER	NO	MIDDLE to UPPER
48313000300	MIDDLE	NO	UPPER	NO	MIDDLE to UPPER



Madison, TEXAS

Census Tract	2021		2022		Change in Tract Income Class from 2021 through 2022
	Tract Income Class	Minority Tract	Tract Income Class	Minority Tract	
48313000400	MODERATE	NO	MIDDLE	YES	MODERATE to MIDDLE

Summary Data: Madison	2021	2022
Number of Census Tracts	4	4
Number of Minority Tracts	1	2
Percentage of Minority Tracts	25.00%	50.00%
Number of Low Income Tracts	0	0
Percentage of Low Income Tracts	0.00%	0.00%
Number of Moderate Income Tracts	1	0
Percentage of Moderate Income Tracts	25.00%	0.00%
Number of Middle Income Tracts	3	2
Percentage of Middle Income Tracts	75.00%	50.00%
Number of Upper Income Tracts	0	2
Percentage of Upper Income Tracts	0.00%	50.00%
Number of NA Income Tracts	0	0
Percentage of NA Income Tracts	0.00%	0.00%

Marion, TEXAS

Census Tract	2021		2022		Change in Tract Income Class from 2021 through 2022
	Tract Income Class	Minority Tract	Tract Income Class	Minority Tract	
48315950100	MIDDLE	NO	MODERATE	NO	MIDDLE to MODERATE
48315950200	MODERATE	NO	MIDDLE	NO	MODERATE to MIDDLE

Marion, TEXAS

Census Tract	2021		2022		Change in Tract Income Class from 2021 through 2022
	Tract Income Class	Minority Tract	Tract Income Class	Minority Tract	
48315950300	MODERATE	NO	MODERATE	NO	No Change
48315950400	MIDDLE	NO	MODERATE	NO	MIDDLE to MODERATE

Summary Data: Marion	2021	2022
Number of Census Tracts	4	4
Number of Minority Tracts	0	0
Percentage of Minority Tracts	0.00%	0.00%
Number of Low Income Tracts	0	0
Percentage of Low Income Tracts	0.00%	0.00%
Number of Moderate Income Tracts	2	3
Percentage of Moderate Income Tracts	50.00%	75.00%
Number of Middle Income Tracts	2	1
Percentage of Middle Income Tracts	50.00%	25.00%
Number of Upper Income Tracts	0	0
Percentage of Upper Income Tracts	0.00%	0.00%
Number of NA Income Tracts	0	0
Percentage of NA Income Tracts	0.00%	0.00%

Martin, TEXAS

Census Tract	2021		2022		Change in Tract Income Class from 2021 through 2022
	Tract Income Class	Minority Tract	Tract Income Class	Minority Tract	
48317950100	MIDDLE	NO	MODERATE	NO	MIDDLE to MODERATE



Martin, TEXAS

Census Tract	2021		2022		Change in Tract Income Class from 2021 through 2022
	Tract Income Class	Minority Tract	Tract Income Class	Minority Tract	
48317950200	MIDDLE	YES	MIDDLE	YES	No Change

Summary Data: Martin	2021	2022
Number of Census Tracts	2	2
Number of Minority Tracts	1	1
Percentage of Minority Tracts	50.00%	50.00%
Number of Low Income Tracts	0	0
Percentage of Low Income Tracts	0.00%	0.00%
Number of Moderate Income Tracts	0	1
Percentage of Moderate Income Tracts	0.00%	50.00%
Number of Middle Income Tracts	2	1
Percentage of Middle Income Tracts	100.00%	50.00%
Number of Upper Income Tracts	0	0
Percentage of Upper Income Tracts	0.00%	0.00%
Number of NA Income Tracts	0	0
Percentage of NA Income Tracts	0.00%	0.00%

Mason, TEXAS

Census Tract	2021		2022		Change in Tract Income Class from 2021 through 2022
	Tract Income Class	Minority Tract	Tract Income Class	Minority Tract	
48319950100	MODERATE	NO	UPPER	NO	MODERATE to UPPER
48319950200	UPPER	NO	UPPER	NO	No Change

Mason, TEXAS

Census Tract	2021		2022		Change in Tract Income Class from 2021 through 2022
	Tract Income Class	Minority Tract	Tract Income Class	Minority Tract	

Summary Data: Mason	2021	2022
Number of Census Tracts	2	2
Number of Minority Tracts	0	0
Percentage of Minority Tracts	0.00%	0.00%
Number of Low Income Tracts	0	0
Percentage of Low Income Tracts	0.00%	0.00%
Number of Moderate Income Tracts	1	0
Percentage of Moderate Income Tracts	50.00%	0.00%
Number of Middle Income Tracts	0	0
Percentage of Middle Income Tracts	0.00%	0.00%
Number of Upper Income Tracts	1	2
Percentage of Upper Income Tracts	50.00%	100.00%
Number of NA Income Tracts	0	0
Percentage of NA Income Tracts	0.00%	0.00%

Matagorda, TEXAS

Census Tract	2021		2022		Change in Tract Income Class from 2021 through 2022
	Tract Income Class	Minority Tract	Tract Income Class	Minority Tract	
48321730100	MODERATE	YES	MIDDLE	YES	MODERATE to MIDDLE
48321730201	MODERATE	NO			Not Applicable
48321730202	MIDDLE	NO	MIDDLE	NO	No Change



Matagorda, TEXAS

Census Tract	2021		2022		Change in Tract Income Class from 2021 through 2022
	Tract Income Class	Minority Tract	Tract Income Class	Minority Tract	
48321730203			MODERATE	NO	Not Applicable
48321730204			MIDDLE	YES	Not Applicable
48321730301	MIDDLE	NO	MIDDLE	YES	No Change
48321730302	MIDDLE	YES	MODERATE	YES	MIDDLE to MODERATE
48321730303	MIDDLE	NO	MIDDLE	NO	No Change
48321730400	UPPER	YES	MODERATE	YES	UPPER to MODERATE
48321730501	MIDDLE	NO			Not Applicable
48321730502			UPPER	NO	Not Applicable
48321730503			MODERATE	NO	Not Applicable
48321730600	MIDDLE	YES	UPPER	YES	MIDDLE to UPPER
48321730700	MIDDLE	NO	MIDDLE	NO	No Change
48321990000	NA	NO	NA	NO	No Change

Matagorda, TEXAS

Census Tract	2021		2022		Change in Tract Income Class from 2021 through 2022
	Tract Income Class	Minority Tract	Tract Income Class	Minority Tract	

Summary Data: Matagorda	2021	2022
Number of Census Tracts	11	13
Number of Minority Tracts	4	6
Percentage of Minority Tracts	36.36%	46.15%
Number of Low Income Tracts	0	0
Percentage of Low Income Tracts	0.00%	0.00%
Number of Moderate Income Tracts	2	4
Percentage of Moderate Income Tracts	18.18%	30.77%
Number of Middle Income Tracts	7	6
Percentage of Middle Income Tracts	63.64%	46.15%
Number of Upper Income Tracts	1	2
Percentage of Upper Income Tracts	9.09%	15.38%
Number of NA Income Tracts	1	1
Percentage of NA Income Tracts	9.09%	7.69%

Maverick, TEXAS

Census Tract	2021		2022		Change in Tract Income Class from 2021 through 2022
	Tract Income Class	Minority Tract	Tract Income Class	Minority Tract	
48323950201	MODERATE	YES			Not Applicable
48323950204	MODERATE	YES	MODERATE	YES	No Change
48323950205	MODERATE	YES			Not Applicable



Maverick, TEXAS

Census Tract	2021		2022		Change in Tract Income Class from 2021 through 2022
	Tract Income Class	Minority Tract	Tract Income Class	Minority Tract	
48323950206			MIDDLE	YES	Not Applicable
48323950207			MODERATE	YES	Not Applicable
48323950208			NA	YES	Not Applicable
48323950209			MODERATE	YES	Not Applicable
48323950300	MIDDLE	YES			Not Applicable
48323950301			MODERATE	YES	Not Applicable
48323950302			MODERATE	YES	Not Applicable
48323950400	MODERATE	YES	MIDDLE	YES	MODERATE to MIDDLE
48323950500	MODERATE	YES	MODERATE	YES	No Change
48323950601	LOW	YES	MODERATE	YES	LOW to MODERATE
48323950602	MODERATE	YES	MIDDLE	YES	MODERATE to MIDDLE
48323950700	MIDDLE	YES			Not Applicable
48323950701			MIDDLE	YES	Not Applicable
48323950702			UPPER	YES	Not Applicable

Maverick, TEXAS

Census Tract	2021		2022		Change in Tract Income Class from 2021 through 2022
	Tract Income Class	Minority Tract	Tract Income Class	Minority Tract	

Summary Data: Maverick	2021	2022
Number of Census Tracts	9	13
Number of Minority Tracts	9	13
Percentage of Minority Tracts	100.00%	100.00%
Number of Low Income Tracts	1	0
Percentage of Low Income Tracts	11.11%	0.00%
Number of Moderate Income Tracts	6	7
Percentage of Moderate Income Tracts	66.67%	53.85%
Number of Middle Income Tracts	2	4
Percentage of Middle Income Tracts	22.22%	30.77%
Number of Upper Income Tracts	0	1
Percentage of Upper Income Tracts	0.00%	7.69%
Number of NA Income Tracts	0	1
Percentage of NA Income Tracts	0.00%	7.69%

McCulloch, TEXAS

Census Tract	2021		2022		Change in Tract Income Class from 2021 through 2022
	Tract Income Class	Minority Tract	Tract Income Class	Minority Tract	
48307950300	MODERATE	NO	MIDDLE	NO	MODERATE to MIDDLE
48307950400	MIDDLE	NO	UPPER	NO	MIDDLE to UPPER
48307950500	MIDDLE	NO	MODERATE	NO	MIDDLE to MODERATE



McCulloch, TEXAS

Census Tract	2021		2022		Change in Tract Income Class from 2021 through 2022
	Tract Income Class	Minority Tract	Tract Income Class	Minority Tract	
Summary Data: McCulloch			2021	2022	
Number of Census Tracts			3	3	
Number of Minority Tracts			0	0	
Percentage of Minority Tracts			0.00%	0.00%	
Number of Low Income Tracts			0	0	
Percentage of Low Income Tracts			0.00%	0.00%	
Number of Moderate Income Tracts			1	1	
Percentage of Moderate Income Tracts			33.33%	33.33%	
Number of Middle Income Tracts			2	1	
Percentage of Middle Income Tracts			66.67%	33.33%	
Number of Upper Income Tracts			0	1	
Percentage of Upper Income Tracts			0.00%	33.33%	
Number of NA Income Tracts			0	0	
Percentage of NA Income Tracts			0.00%	0.00%	

McLennan, TEXAS

Census Tract	2021		2022		Change in Tract Income Class from 2021 through 2022
	Tract Income Class	Minority Tract	Tract Income Class	Minority Tract	
48309000100	MODERATE	NO	LOW	YES	MODERATE to LOW
48309000200	LOW	NO	NA	NO	LOW to NA
48309000300	NA	NO	NA	NO	No Change

McLennan, TEXAS

Census Tract	2021		2022		Change in Tract Income Class from 2021 through 2022
	Tract Income Class	Minority Tract	Tract Income Class	Minority Tract	
48309000400	LOW	YES			Not Applicable
48309000401			MODERATE	YES	Not Applicable
48309000402			LOW	NO	Not Applicable
48309000598	MODERATE	YES	MODERATE	YES	No Change
48309000700	MODERATE	YES	MODERATE	YES	No Change
48309000800	MODERATE	YES	MODERATE	YES	No Change
48309000900	MODERATE	YES	MODERATE	YES	No Change
48309001000	LOW	YES	LOW	YES	No Change
48309001100	MODERATE	YES	MODERATE	YES	No Change
48309001200	MODERATE	YES	LOW	YES	MODERATE to LOW
48309001300	MIDDLE	YES	MODERATE	YES	MIDDLE to MODERATE
48309001400	MODERATE	YES			Not Applicable
48309001401			LOW	YES	Not Applicable
48309001402			LOW	YES	Not Applicable
48309001500	LOW	YES	LOW	YES	No Change
48309001600	MODERATE	YES	MODERATE	YES	No Change
48309001700	MODERATE	YES	MODERATE	YES	No Change
48309001800	MIDDLE	YES	MIDDLE	YES	No Change
48309001900	LOW	YES	LOW	YES	No Change
48309002000	UPPER	NO	MIDDLE	NO	UPPER to MIDDLE
48309002100	LOW	YES	MODERATE	YES	LOW to MODERATE
48309002302	MODERATE	YES	MODERATE	YES	No Change
48309002498	MIDDLE	NO	MODERATE	YES	MIDDLE to MODERATE
48309002501	MODERATE	YES	MIDDLE	YES	MODERATE to MIDDLE
48309002503	UPPER	NO	UPPER	NO	No Change
48309002504	UPPER	NO	UPPER	NO	No Change
48309002600	UPPER	NO	UPPER	NO	No Change



McLennan, TEXAS

Census Tract	2021		2022		Change in Tract Income Class from 2021 through 2022
	Tract Income Class	Minority Tract	Tract Income Class	Minority Tract	
48309002700	MODERATE	YES	LOW	YES	MODERATE to LOW
48309002800	MIDDLE	NO	MIDDLE	NO	No Change
48309002900	UPPER	NO	UPPER	NO	No Change
48309003000	MODERATE	NO	MIDDLE	NO	MODERATE to MIDDLE
48309003200	MIDDLE	YES	MODERATE	YES	MIDDLE to MODERATE
48309003300	LOW	NO	LOW	NO	No Change
48309003400	MIDDLE	NO			Not Applicable
48309003401			MIDDLE	NO	Not Applicable
48309003402			MIDDLE	NO	Not Applicable
48309003500	MIDDLE	NO	UPPER	NO	MIDDLE to UPPER
48309003601	MIDDLE	NO	MIDDLE	NO	No Change
48309003602	MIDDLE	NO	MIDDLE	NO	No Change
48309003701	UPPER	NO	MIDDLE	NO	UPPER to MIDDLE
48309003703	UPPER	NO	UPPER	NO	No Change
48309003706	UPPER	NO			Not Applicable
48309003707	MIDDLE	NO			Not Applicable
48309003708	UPPER	NO	MIDDLE	NO	UPPER to MIDDLE
48309003709			UPPER	NO	Not Applicable
48309003710			UPPER	NO	Not Applicable
48309003711			MIDDLE	NO	Not Applicable
48309003712			UPPER	NO	Not Applicable
48309003801	UPPER	NO	UPPER	NO	No Change
48309003802	MIDDLE	NO	MIDDLE	NO	No Change
48309003900	UPPER	NO			Not Applicable
48309003901			UPPER	NO	Not Applicable
48309003902			MIDDLE	NO	Not Applicable
48309004000	UPPER	NO	UPPER	NO	No Change

McLennan, TEXAS

Census Tract	2021		2022		Change in Tract Income Class from 2021 through 2022
	Tract Income Class	Minority Tract	Tract Income Class	Minority Tract	
48309004102	UPPER	NO	UPPER	NO	No Change
48309004103	UPPER	NO			Not Applicable
48309004104			UPPER	NO	Not Applicable
48309004105			UPPER	NO	Not Applicable
48309004201	MIDDLE	NO	MIDDLE	NO	No Change
48309004202	MIDDLE	NO	MIDDLE	NO	No Change
48309004300	MODERATE	YES	MODERATE	YES	No Change
48309980000	NA	NO	NA	YES	No Change



McLennan, TEXAS

Census Tract	2021		2022		Change in Tract Income Class from 2021 through 2022
	Tract Income Class	Minority Tract	Tract Income Class	Minority Tract	

Summary Data: McLennan	2021	2022
Number of Census Tracts	51	58
Number of Minority Tracts	21	25
Percentage of Minority Tracts	41.18%	43.10%
Number of Low Income Tracts	7	10
Percentage of Low Income Tracts	13.73%	17.24%
Number of Moderate Income Tracts	15	14
Percentage of Moderate Income Tracts	29.41%	24.14%
Number of Middle Income Tracts	13	16
Percentage of Middle Income Tracts	25.49%	27.59%
Number of Upper Income Tracts	14	15
Percentage of Upper Income Tracts	27.45%	25.86%
Number of NA Income Tracts	2	3
Percentage of NA Income Tracts	3.92%	5.17%

McMullen, TEXAS

Census Tract	2021		2022		Change in Tract Income Class from 2021 through 2022
	Tract Income Class	Minority Tract	Tract Income Class	Minority Tract	
48311950100	MIDDLE	NO	MIDDLE	NO	No Change

McMullen, TEXAS

Census Tract	2021		2022		Change in Tract Income Class from 2021 through 2022
	Tract Income Class	Minority Tract	Tract Income Class	Minority Tract	

Summary Data: McMullen	2021	2022
Number of Census Tracts	1	1
Number of Minority Tracts	0	0
Percentage of Minority Tracts	0.00%	0.00%
Number of Low Income Tracts	0	0
Percentage of Low Income Tracts	0.00%	0.00%
Number of Moderate Income Tracts	0	0
Percentage of Moderate Income Tracts	0.00%	0.00%
Number of Middle Income Tracts	1	1
Percentage of Middle Income Tracts	100.00%	100.00%
Number of Upper Income Tracts	0	0
Percentage of Upper Income Tracts	0.00%	0.00%
Number of NA Income Tracts	0	0
Percentage of NA Income Tracts	0.00%	0.00%

Medina, TEXAS

Census Tract	2021		2022		Change in Tract Income Class from 2021 through 2022
	Tract Income Class	Minority Tract	Tract Income Class	Minority Tract	
48325000101	MIDDLE	YES	MIDDLE	YES	No Change
48325000102	UPPER	NO			Not Applicable
48325000103			UPPER	YES	Not Applicable



Medina, TEXAS

Census Tract	2021		2022		Change in Tract Income Class from 2021 through 2022
	Tract Income Class	Minority Tract	Tract Income Class	Minority Tract	
48325000104			UPPER	NO	Not Applicable
48325000200	MODERATE	NO	MIDDLE	NO	MODERATE to MIDDLE
48325000300	MIDDLE	YES			Not Applicable
48325000301			UPPER	NO	Not Applicable
48325000302			MIDDLE	YES	Not Applicable
48325000401	MIDDLE	YES	MIDDLE	YES	No Change
48325000402	MIDDLE	NO	MODERATE	YES	MIDDLE to MODERATE
48325000500	MIDDLE	YES	MIDDLE	YES	No Change
48325000800	MIDDLE	YES			Not Applicable
48325000801			MIDDLE	YES	Not Applicable
48325000802			MODERATE	YES	Not Applicable

Medina, TEXAS

Census Tract	2021		2022		Change in Tract Income Class from 2021 through 2022
	Tract Income Class	Minority Tract	Tract Income Class	Minority Tract	

Summary Data: Medina	2021	2022
Number of Census Tracts	8	11
Number of Minority Tracts	5	8
Percentage of Minority Tracts	62.50%	72.73%
Number of Low Income Tracts	0	0
Percentage of Low Income Tracts	0.00%	0.00%
Number of Moderate Income Tracts	1	2
Percentage of Moderate Income Tracts	12.50%	18.18%
Number of Middle Income Tracts	6	6
Percentage of Middle Income Tracts	75.00%	54.55%
Number of Upper Income Tracts	1	3
Percentage of Upper Income Tracts	12.50%	27.27%
Number of NA Income Tracts	0	0
Percentage of NA Income Tracts	0.00%	0.00%

Menard, TEXAS

Census Tract	2021		2022		Change in Tract Income Class from 2021 through 2022
	Tract Income Class	Minority Tract	Tract Income Class	Minority Tract	
48327950300	MIDDLE	NO	MIDDLE	NO	No Change



Menard, TEXAS

Census Tract	2021		2022		Change in Tract Income Class from 2021 through 2022
	Tract Income Class	Minority Tract	Tract Income Class	Minority Tract	
Summary Data: Menard					
		2021		2022	
Number of Census Tracts		1		1	
Number of Minority Tracts		0		0	
Percentage of Minority Tracts		0.00%		0.00%	
Number of Low Income Tracts		0		0	
Percentage of Low Income Tracts		0.00%		0.00%	
Number of Moderate Income Tracts		0		0	
Percentage of Moderate Income Tracts		0.00%		0.00%	
Number of Middle Income Tracts		1		1	
Percentage of Middle Income Tracts		100.00%		100.00%	
Number of Upper Income Tracts		0		0	
Percentage of Upper Income Tracts		0.00%		0.00%	
Number of NA Income Tracts		0		0	
Percentage of NA Income Tracts		0.00%		0.00%	

Midland, TEXAS

Census Tract	2021		2022		Change in Tract Income Class from 2021 through 2022
	Tract Income Class	Minority Tract	Tract Income Class	Minority Tract	
48329000100	MODERATE	YES	MIDDLE	YES	MODERATE to MIDDLE
48329000200	UPPER	NO	UPPER	NO	No Change
48329000302	MIDDLE	NO	MIDDLE	NO	No Change

Midland, TEXAS

Census Tract	2021		2022		Change in Tract Income Class from 2021 through 2022
	Tract Income Class	Minority Tract	Tract Income Class	Minority Tract	
48329000303	UPPER	NO	UPPER	NO	No Change
48329000304	UPPER	NO	UPPER	NO	No Change
48329000305	UPPER	NO	MIDDLE	NO	UPPER to MIDDLE
48329000401	MIDDLE	YES	MIDDLE	YES	No Change
48329000402	MIDDLE	NO	MIDDLE	YES	No Change
48329000500	MIDDLE	NO	MIDDLE	NO	No Change
48329000600	MIDDLE	NO	MODERATE	NO	MIDDLE to MODERATE
48329001100	MODERATE	YES	MODERATE	YES	No Change
48329001200	MIDDLE	YES	MIDDLE	YES	No Change
48329001300	MIDDLE	YES	MIDDLE	YES	No Change
48329001400	MODERATE	YES	LOW	YES	MODERATE to LOW
48329001500	LOW	YES	LOW	YES	No Change
48329001700	MODERATE	YES	MODERATE	YES	No Change
48329010104	UPPER	NO			Not Applicable
48329010105	MIDDLE	NO	MIDDLE	NO	No Change
48329010106	MIDDLE	NO	MODERATE	NO	MIDDLE to MODERATE
48329010107	MIDDLE	NO	MIDDLE	NO	No Change
48329010108	UPPER	NO	UPPER	NO	No Change
48329010109	MIDDLE	YES			Not Applicable
48329010112	UPPER	NO			Not Applicable
48329010113	UPPER	NO			Not Applicable
48329010114	MIDDLE	NO			Not Applicable
48329010115			MIDDLE	YES	Not Applicable
48329010116			UPPER	NO	Not Applicable
48329010117			MODERATE	YES	Not Applicable
48329010118			MODERATE	YES	Not Applicable
48329010119			MIDDLE	YES	Not Applicable



Midland, TEXAS

Census Tract	2021		2022		Change in Tract Income Class from 2021 through 2022
	Tract Income Class	Minority Tract	Tract Income Class	Minority Tract	
48329010120			UPPER	NO	Not Applicable
48329010121			UPPER	NO	Not Applicable
48329010122			NA	YES	Not Applicable
48329010123			MIDDLE	YES	Not Applicable
48329010124			UPPER	YES	Not Applicable
48329010125			UPPER	NO	Not Applicable
48329010126			MIDDLE	YES	Not Applicable
48329010127			UPPER	YES	Not Applicable
48329010128			UPPER	NO	Not Applicable
48329010129			UPPER	NO	Not Applicable
48329010200	MODERATE	YES	MODERATE	YES	No Change
48329980000	NA	NO	NA	NO	No Change

Midland, TEXAS

Census Tract	2021		2022		Change in Tract Income Class from 2021 through 2022
	Tract Income Class	Minority Tract	Tract Income Class	Minority Tract	

Summary Data: Midland	2021	2022
Number of Census Tracts	27	37
Number of Minority Tracts	10	19
Percentage of Minority Tracts	37.04%	51.35%
Number of Low Income Tracts	1	2
Percentage of Low Income Tracts	3.70%	5.41%
Number of Moderate Income Tracts	5	7
Percentage of Moderate Income Tracts	18.52%	18.92%
Number of Middle Income Tracts	12	14
Percentage of Middle Income Tracts	44.44%	37.84%
Number of Upper Income Tracts	8	12
Percentage of Upper Income Tracts	29.63%	32.43%
Number of NA Income Tracts	1	2
Percentage of NA Income Tracts	3.70%	5.41%

Milam, TEXAS

Census Tract	2021		2022		Change in Tract Income Class from 2021 through 2022
	Tract Income Class	Minority Tract	Tract Income Class	Minority Tract	
48331950100	MIDDLE	NO	MODERATE	NO	MIDDLE to MODERATE
48331950300	MIDDLE	NO	MIDDLE	NO	No Change
48331950401	UPPER	NO	MIDDLE	NO	UPPER to MIDDLE



Milam, TEXAS

Census Tract	2021		2022		Change in Tract Income Class from 2021 through 2022
	Tract Income Class	Minority Tract	Tract Income Class	Minority Tract	
48331950402	MODERATE	YES	MIDDLE	YES	MODERATE to MIDDLE
48331950500	MIDDLE	NO	MIDDLE	NO	No Change
48331950700	MIDDLE	NO	MIDDLE	NO	No Change
48331950800	UPPER	NO	UPPER	NO	No Change

Summary Data: Milam	2021	2022
Number of Census Tracts	7	7
Number of Minority Tracts	1	1
Percentage of Minority Tracts	14.29%	14.29%
Number of Low Income Tracts	0	0
Percentage of Low Income Tracts	0.00%	0.00%
Number of Moderate Income Tracts	1	1
Percentage of Moderate Income Tracts	14.29%	14.29%
Number of Middle Income Tracts	4	5
Percentage of Middle Income Tracts	57.14%	71.43%
Number of Upper Income Tracts	2	1
Percentage of Upper Income Tracts	28.57%	14.29%
Number of NA Income Tracts	0	0
Percentage of NA Income Tracts	0.00%	0.00%

Mills, TEXAS

Census Tract	2021		2022		Change in Tract Income Class from 2021 through 2022
	Tract Income Class	Minority Tract	Tract Income Class	Minority Tract	
48333950100	MIDDLE	NO	MIDDLE	NO	No Change
48333950200	MIDDLE	NO	MIDDLE	NO	No Change

Summary Data: Mills	2021	2022
Number of Census Tracts	2	2
Number of Minority Tracts	0	0
Percentage of Minority Tracts	0.00%	0.00%
Number of Low Income Tracts	0	0
Percentage of Low Income Tracts	0.00%	0.00%
Number of Moderate Income Tracts	0	0
Percentage of Moderate Income Tracts	0.00%	0.00%
Number of Middle Income Tracts	2	2
Percentage of Middle Income Tracts	100.00%	100.00%
Number of Upper Income Tracts	0	0
Percentage of Upper Income Tracts	0.00%	0.00%
Number of NA Income Tracts	0	0
Percentage of NA Income Tracts	0.00%	0.00%

Mitchell, TEXAS

Census Tract	2021		2022		Change in Tract Income Class from 2021 through 2022
	Tract Income Class	Minority Tract	Tract Income Class	Minority Tract	
48335950200	MIDDLE	YES	UPPER	YES	MIDDLE to UPPER



Mitchell, TEXAS

Census Tract	2021		2022		Change in Tract Income Class from 2021 through 2022
	Tract Income Class	Minority Tract	Tract Income Class	Minority Tract	
48335950400	UPPER	NO	UPPER	NO	No Change

Summary Data: Mitchell	2021	2022
Number of Census Tracts	2	2
Number of Minority Tracts	1	1
Percentage of Minority Tracts	50.00%	50.00%
Number of Low Income Tracts	0	0
Percentage of Low Income Tracts	0.00%	0.00%
Number of Moderate Income Tracts	0	0
Percentage of Moderate Income Tracts	0.00%	0.00%
Number of Middle Income Tracts	1	0
Percentage of Middle Income Tracts	50.00%	0.00%
Number of Upper Income Tracts	1	2
Percentage of Upper Income Tracts	50.00%	100.00%
Number of NA Income Tracts	0	0
Percentage of NA Income Tracts	0.00%	0.00%

Montague, TEXAS

Census Tract	2021		2022		Change in Tract Income Class from 2021 through 2022
	Tract Income Class	Minority Tract	Tract Income Class	Minority Tract	
48337950300	MODERATE	NO	MODERATE	NO	No Change
48337950400	MIDDLE	NO			Not Applicable
48337950401			UPPER	NO	Not Applicable
48337950402			MIDDLE	NO	Not Applicable
48337950500	MIDDLE	NO			Not Applicable
48337950501			MIDDLE	NO	Not Applicable
48337950502			MIDDLE	NO	Not Applicable
48337950600	MIDDLE	NO	MIDDLE	NO	No Change

Montague, TEXAS

Census Tract	2021		2022		Change in Tract Income Class from 2021 through 2022
	Tract Income Class	Minority Tract	Tract Income Class	Minority Tract	
48337950100	MIDDLE	NO	MIDDLE	NO	No Change
48337950200	MIDDLE	NO	MIDDLE	NO	No Change



Montague, TEXAS

Census Tract	2021		2022		Change in Tract Income Class from 2021 through 2022
	Tract Income Class	Minority Tract	Tract Income Class	Minority Tract	

Summary Data: Montague	2021	2022
Number of Census Tracts	6	8
Number of Minority Tracts	0	0
Percentage of Minority Tracts	0.00%	0.00%
Number of Low Income Tracts	0	0
Percentage of Low Income Tracts	0.00%	0.00%
Number of Moderate Income Tracts	1	1
Percentage of Moderate Income Tracts	16.67%	12.50%
Number of Middle Income Tracts	5	6
Percentage of Middle Income Tracts	83.33%	75.00%
Number of Upper Income Tracts	0	1
Percentage of Upper Income Tracts	0.00%	12.50%
Number of NA Income Tracts	0	0
Percentage of NA Income Tracts	0.00%	0.00%

Montgomery, TEXAS

Census Tract	2021		2022		Change in Tract Income Class from 2021 through 2022
	Tract Income Class	Minority Tract	Tract Income Class	Minority Tract	
48339690100	MIDDLE	NO			Not Applicable
48339690101			UPPER	NO	Not Applicable
48339690102			MODERATE	NO	Not Applicable

Montgomery, TEXAS

Census Tract	2021		2022		Change in Tract Income Class from 2021 through 2022
	Tract Income Class	Minority Tract	Tract Income Class	Minority Tract	
48339690201	MIDDLE	NO			Not Applicable
48339690202	UPPER	NO			Not Applicable
48339690203			MIDDLE	NO	Not Applicable
48339690204			UPPER	NO	Not Applicable
48339690205			UPPER	NO	Not Applicable
48339690206			MIDDLE	NO	Not Applicable
48339690207			UPPER	NO	Not Applicable
48339690300	MIDDLE	NO	MODERATE	NO	MIDDLE to MODERATE
48339690401	UPPER	NO			Not Applicable
48339690402	UPPER	NO			Not Applicable
48339690403			UPPER	NO	Not Applicable
48339690404			UPPER	NO	Not Applicable
48339690405			MIDDLE	NO	Not Applicable
48339690406			UPPER	NO	Not Applicable
48339690407			LOW	YES	Not Applicable
48339690408			MIDDLE	NO	Not Applicable
48339690500	UPPER	NO			Not Applicable
48339690501			UPPER	NO	Not Applicable
48339690502			UPPER	NO	Not Applicable
48339690503			UPPER	NO	Not Applicable
48339690601	UPPER	NO			Not Applicable
48339690602	UPPER	NO			Not Applicable
48339690603			UPPER	NO	Not Applicable
48339690604			UPPER	NO	Not Applicable
48339690605			UPPER	NO	Not Applicable
48339690606			UPPER	NO	Not Applicable
48339690607			UPPER	NO	Not Applicable



Montgomery, TEXAS

Census Tract	2021		2022		Change in Tract Income Class from 2021 through 2022
	Tract Income Class	Minority Tract	Tract Income Class	Minority Tract	
48339690608			UPPER	NO	Not Applicable
48339690609			UPPER	NO	Not Applicable
48339690610			UPPER	NO	Not Applicable
48339690700	UPPER	NO			Not Applicable
48339690701			MIDDLE	NO	Not Applicable
48339690702			UPPER	NO	Not Applicable
48339690800	UPPER	NO	UPPER	NO	No Change
48339690900	UPPER	NO	UPPER	NO	No Change
48339691000	UPPER	NO	UPPER	NO	No Change
48339691100	UPPER	NO	UPPER	NO	No Change
48339691200	UPPER	NO			Not Applicable
48339691201			UPPER	NO	Not Applicable
48339691202			UPPER	NO	Not Applicable
48339691301	UPPER	NO	UPPER	NO	No Change
48339691302	MIDDLE	NO	MIDDLE	NO	No Change
48339691400	MIDDLE	NO			Not Applicable
48339691401			NA	NO	Not Applicable
48339691402			UPPER	NO	Not Applicable
48339691403			MODERATE	YES	Not Applicable
48339691500	MIDDLE	NO	UPPER	NO	MIDDLE to UPPER
48339691601	UPPER	NO	MIDDLE	NO	UPPER to MIDDLE
48339691602	MIDDLE	NO	MIDDLE	YES	No Change
48339691700	UPPER	NO	UPPER	NO	No Change
48339691800	MIDDLE	NO			Not Applicable
48339691801			MIDDLE	YES	Not Applicable
48339691802			UPPER	NO	Not Applicable
48339691900	UPPER	NO	UPPER	NO	No Change

Montgomery, TEXAS

Census Tract	2021		2022		Change in Tract Income Class from 2021 through 2022
	Tract Income Class	Minority Tract	Tract Income Class	Minority Tract	
48339692001	UPPER	NO			Not Applicable
48339692002	UPPER	NO			Not Applicable
48339692003			MIDDLE	NO	Not Applicable
48339692004			UPPER	NO	Not Applicable
48339692005			UPPER	NO	Not Applicable
48339692006			UPPER	YES	Not Applicable
48339692007			MIDDLE	NO	Not Applicable
48339692008			UPPER	NO	Not Applicable
48339692009			UPPER	NO	Not Applicable
48339692010			UPPER	NO	Not Applicable
48339692100	UPPER	NO			Not Applicable
48339692101			MIDDLE	YES	Not Applicable
48339692102			UPPER	NO	Not Applicable
48339692103			UPPER	NO	Not Applicable
48339692200	MODERATE	NO			Not Applicable
48339692201			MODERATE	NO	Not Applicable
48339692202			MODERATE	NO	Not Applicable
48339692300	MIDDLE	NO			Not Applicable
48339692301			UPPER	NO	Not Applicable
48339692302			MIDDLE	YES	Not Applicable
48339692303			UPPER	NO	Not Applicable
48339692304			UPPER	NO	Not Applicable
48339692400	MIDDLE	NO			Not Applicable
48339692401			MODERATE	NO	Not Applicable
48339692402			UPPER	NO	Not Applicable
48339692500	MODERATE	NO			Not Applicable
48339692501			MODERATE	YES	Not Applicable



Montgomery, TEXAS

Census Tract	2021		2022		Change in Tract Income Class from 2021 through 2022
	Tract Income Class	Minority Tract	Tract Income Class	Minority Tract	
48339692502			LOW	YES	Not Applicable
48339692601	MODERATE	YES	MODERATE	YES	No Change
48339692602	MODERATE	NO			Not Applicable
48339692603			MODERATE	YES	Not Applicable
48339692604			MIDDLE	YES	Not Applicable
48339692605			MIDDLE	YES	Not Applicable
48339692700	MODERATE	NO			Not Applicable
48339692701			MODERATE	NO	Not Applicable
48339692702			UPPER	NO	Not Applicable
48339692801	MIDDLE	NO			Not Applicable
48339692802	MODERATE	YES	MIDDLE	YES	MODERATE to MIDDLE
48339692803			MIDDLE	NO	Not Applicable
48339692804			MIDDLE	NO	Not Applicable
48339692900	MIDDLE	NO	MIDDLE	NO	No Change
48339693000	MODERATE	YES			Not Applicable
48339693001			MODERATE	YES	Not Applicable
48339693002			MIDDLE	YES	Not Applicable
48339693101	LOW	YES			Not Applicable
48339693102	MODERATE	YES	MIDDLE	YES	MODERATE to MIDDLE
48339693103			MODERATE	YES	Not Applicable
48339693104			MODERATE	YES	Not Applicable
48339693200	UPPER	NO			Not Applicable
48339693201			UPPER	NO	Not Applicable
48339693202			UPPER	NO	Not Applicable
48339693300	MIDDLE	NO			Not Applicable
48339693301			MIDDLE	NO	Not Applicable
48339693302			LOW	YES	Not Applicable

Montgomery, TEXAS

Census Tract	2021		2022		Change in Tract Income Class from 2021 through 2022
	Tract Income Class	Minority Tract	Tract Income Class	Minority Tract	
48339693303			MIDDLE	NO	Not Applicable
48339693304			NA	NO	Not Applicable
48339693400	LOW	YES			Not Applicable
48339693401			LOW	YES	Not Applicable
48339693402			LOW	YES	Not Applicable
48339693500	MODERATE	NO			Not Applicable
48339693501			UPPER	NO	Not Applicable
48339693502			MIDDLE	NO	Not Applicable
48339693503			LOW	YES	Not Applicable
48339693600	MODERATE	NO	MIDDLE	NO	MODERATE to MIDDLE
48339693700	UPPER	NO			Not Applicable
48339693701			UPPER	NO	Not Applicable
48339693702			UPPER	NO	Not Applicable
48339693703			UPPER	NO	Not Applicable
48339693800	MODERATE	YES	MODERATE	YES	No Change
48339693900	MODERATE	YES			Not Applicable
48339693901			MODERATE	YES	Not Applicable
48339693902			MIDDLE	YES	Not Applicable
48339693903			MODERATE	YES	Not Applicable
48339693904			NA	YES	Not Applicable
48339694000	MIDDLE	NO			Not Applicable
48339694001			MIDDLE	NO	Not Applicable
48339694002			MODERATE	NO	Not Applicable
48339694101	MODERATE	NO			Not Applicable
48339694102	MIDDLE	NO			Not Applicable
48339694103			MIDDLE	NO	Not Applicable
48339694104			MIDDLE	NO	Not Applicable



Montgomery, TEXAS

Census Tract	2021		2022		Change in Tract Income Class from 2021 through 2022
	Tract Income Class	Minority Tract	Tract Income Class	Minority Tract	
48339694105			MODERATE	YES	Not Applicable
48339694106			MODERATE	NO	Not Applicable
48339694107			UPPER	NO	Not Applicable
48339694201	MIDDLE	NO			Not Applicable
48339694202	UPPER	NO			Not Applicable
48339694203			MIDDLE	NO	Not Applicable
48339694204			MODERATE	NO	Not Applicable
48339694205			UPPER	NO	Not Applicable
48339694206			UPPER	NO	Not Applicable
48339694207			UPPER	NO	Not Applicable
48339694208			MIDDLE	NO	Not Applicable
48339694209			MIDDLE	NO	Not Applicable
48339694210			UPPER	NO	Not Applicable
48339694301	UPPER	NO			Not Applicable
48339694302	UPPER	NO			Not Applicable
48339694303			UPPER	NO	Not Applicable
48339694304			UPPER	NO	Not Applicable
48339694305			UPPER	NO	Not Applicable
48339694306			UPPER	NO	Not Applicable
48339694307			MIDDLE	NO	Not Applicable
48339694308			MIDDLE	NO	Not Applicable
48339694309			UPPER	NO	Not Applicable
48339694400	MIDDLE	NO			Not Applicable
48339694401			MIDDLE	NO	Not Applicable
48339694402			MIDDLE	NO	Not Applicable
48339694403			MIDDLE	NO	Not Applicable
48339694500	UPPER	NO			Not Applicable

Montgomery, TEXAS

Census Tract	2021		2022		Change in Tract Income Class from 2021 through 2022
	Tract Income Class	Minority Tract	Tract Income Class	Minority Tract	
48339694501			UPPER	NO	Not Applicable
48339694502			UPPER	NO	Not Applicable
48339694503			UPPER	NO	Not Applicable
48339694600	MIDDLE	NO			Not Applicable
48339694601			MIDDLE	NO	Not Applicable
48339694602			NA	NO	Not Applicable
48339694603			MIDDLE	NO	Not Applicable
48339694700	MIDDLE	NO	MIDDLE	NO	No Change



Montgomery, TEXAS

Census Tract	2021		2022		Change in Tract Income Class from 2021 through 2022
	Tract Income Class	Minority Tract	Tract Income Class	Minority Tract	

Summary Data: Montgomery	2021	2022
Number of Census Tracts	59	133
Number of Minority Tracts	8	29
Percentage of Minority Tracts	13.56%	21.80%
Number of Low Income Tracts	2	6
Percentage of Low Income Tracts	3.39%	4.51%
Number of Moderate Income Tracts	13	20
Percentage of Moderate Income Tracts	22.03%	15.04%
Number of Middle Income Tracts	19	40
Percentage of Middle Income Tracts	32.20%	30.08%
Number of Upper Income Tracts	25	63
Percentage of Upper Income Tracts	42.37%	47.37%
Number of NA Income Tracts	0	4
Percentage of NA Income Tracts	0.00%	3.01%

Moore, TEXAS

Census Tract	2021		2022		Change in Tract Income Class from 2021 through 2022
	Tract Income Class	Minority Tract	Tract Income Class	Minority Tract	
48341950100	MIDDLE	NO	MIDDLE	NO	No Change
48341950200	MIDDLE	YES			Not Applicable
48341950201			MODERATE	YES	Not Applicable

Moore, TEXAS

Census Tract	2021		2022		Change in Tract Income Class from 2021 through 2022
	Tract Income Class	Minority Tract	Tract Income Class	Minority Tract	
48341950202			MIDDLE	YES	Not Applicable
48341950300	MIDDLE	YES			Not Applicable
48341950301			MIDDLE	YES	Not Applicable
48341950302			UPPER	YES	Not Applicable
48341950400	MIDDLE	YES	MIDDLE	YES	No Change

Summary Data: Moore	2021	2022
Number of Census Tracts	4	6
Number of Minority Tracts	3	5
Percentage of Minority Tracts	75.00%	83.33%
Number of Low Income Tracts	0	0
Percentage of Low Income Tracts	0.00%	0.00%
Number of Moderate Income Tracts	0	1
Percentage of Moderate Income Tracts	0.00%	16.67%
Number of Middle Income Tracts	4	4
Percentage of Middle Income Tracts	100.00%	66.67%
Number of Upper Income Tracts	0	1
Percentage of Upper Income Tracts	0.00%	16.67%
Number of NA Income Tracts	0	0
Percentage of NA Income Tracts	0.00%	0.00%



Morris, TEXAS

Census Tract	2021		2022		Change in Tract Income Class from 2021 through 2022
	Tract Income Class	Minority Tract	Tract Income Class	Minority Tract	
48343950100	MIDDLE	NO	MIDDLE	NO	No Change
48343950200	MIDDLE	NO	MIDDLE	NO	No Change
48343950300	MIDDLE	NO	MODERATE	YES	MIDDLE to MODERATE

Summary Data: Morris

	2021	2022
Number of Census Tracts	3	3
Number of Minority Tracts	0	1
Percentage of Minority Tracts	0.00%	33.33%
Number of Low Income Tracts	0	0
Percentage of Low Income Tracts	0.00%	0.00%
Number of Moderate Income Tracts	0	1
Percentage of Moderate Income Tracts	0.00%	33.33%
Number of Middle Income Tracts	3	2
Percentage of Middle Income Tracts	100.00%	66.67%
Number of Upper Income Tracts	0	0
Percentage of Upper Income Tracts	0.00%	0.00%
Number of NA Income Tracts	0	0
Percentage of NA Income Tracts	0.00%	0.00%

Motley, TEXAS

Census Tract	2021		2022		Change in Tract Income Class from 2021 through 2022
	Tract Income Class	Minority Tract	Tract Income Class	Minority Tract	
48347950100	UPPER	NO	MIDDLE	NO	UPPER to MIDDLE
48347950200	UPPER	NO	MIDDLE	NO	UPPER to MIDDLE

Motley, TEXAS

Census Tract	2021		2022		Change in Tract Income Class from 2021 through 2022
	Tract Income Class	Minority Tract	Tract Income Class	Minority Tract	
48345950100	MODERATE	NO	MIDDLE	NO	MODERATE to MIDDLE

Summary Data: Motley

	2021	2022
Number of Census Tracts	1	1
Number of Minority Tracts	0	0
Percentage of Minority Tracts	0.00%	0.00%
Number of Low Income Tracts	0	0
Percentage of Low Income Tracts	0.00%	0.00%
Number of Moderate Income Tracts	1	0
Percentage of Moderate Income Tracts	100.00%	0.00%
Number of Middle Income Tracts	0	1
Percentage of Middle Income Tracts	0.00%	100.00%
Number of Upper Income Tracts	0	0
Percentage of Upper Income Tracts	0.00%	0.00%
Number of NA Income Tracts	0	0
Percentage of NA Income Tracts	0.00%	0.00%

Nacogdoches, TEXAS

Census Tract	2021		2022		Change in Tract Income Class from 2021 through 2022
	Tract Income Class	Minority Tract	Tract Income Class	Minority Tract	
48347950100	UPPER	NO	MIDDLE	NO	UPPER to MIDDLE
48347950200	UPPER	NO	MIDDLE	NO	UPPER to MIDDLE



Nacogdoches, TEXAS

Census Tract	2021		2022		Change in Tract Income Class from 2021 through 2022
	Tract Income Class	Minority Tract	Tract Income Class	Minority Tract	
48347950301	MIDDLE	NO			Not Applicable
48347950302	MIDDLE	YES			Not Applicable
48347950303			MIDDLE	NO	Not Applicable
48347950304			MIDDLE	NO	Not Applicable
48347950305			MIDDLE	YES	Not Applicable
48347950306			MIDDLE	YES	Not Applicable
48347950400	UPPER	NO			Not Applicable
48347950401			UPPER	NO	Not Applicable
48347950402			UPPER	NO	Not Applicable
48347950501	MIDDLE	NO	MIDDLE	NO	No Change
48347950502	UPPER	NO	UPPER	NO	No Change
48347950600	MODERATE	NO	MODERATE	NO	No Change
48347950700	MODERATE	YES	MODERATE	YES	No Change
48347950800	MIDDLE	YES	MIDDLE	YES	No Change
48347950900	LOW	YES	LOW	YES	No Change
48347951000	MODERATE	YES			Not Applicable
48347951001			NA	NO	Not Applicable
48347951002			MODERATE	YES	Not Applicable
48347951100	MIDDLE	NO	MIDDLE	NO	No Change

Nacogdoches, TEXAS

Census Tract	2021		2022		Change in Tract Income Class from 2021 through 2022
	Tract Income Class	Minority Tract	Tract Income Class	Minority Tract	

Summary Data: Nacogdoches	2021	2022
Number of Census Tracts	13	17
Number of Minority Tracts	5	6
Percentage of Minority Tracts	38.46%	35.29%
Number of Low Income Tracts	1	1
Percentage of Low Income Tracts	7.69%	5.88%
Number of Moderate Income Tracts	3	3
Percentage of Moderate Income Tracts	23.08%	17.65%
Number of Middle Income Tracts	5	9
Percentage of Middle Income Tracts	38.46%	52.94%
Number of Upper Income Tracts	4	3
Percentage of Upper Income Tracts	30.77%	17.65%
Number of NA Income Tracts	0	1
Percentage of NA Income Tracts	0.00%	5.88%

Navarro, TEXAS

Census Tract	2021		2022		Change in Tract Income Class from 2021 through 2022
	Tract Income Class	Minority Tract	Tract Income Class	Minority Tract	
48349970100	MODERATE	NO	MIDDLE	YES	MODERATE to MIDDLE
48349970200	MIDDLE	NO	MIDDLE	YES	No Change
48349970300	MIDDLE	NO			Not Applicable



Navarro, TEXAS

Census Tract	2021		2022		Change in Tract Income Class from 2021 through 2022
	Tract Income Class	Minority Tract	Tract Income Class	Minority Tract	
48349970301			MIDDLE	NO	Not Applicable
48349970302			MIDDLE	YES	Not Applicable
48349970400	MIDDLE	NO	MIDDLE	NO	No Change
48349970500	MIDDLE	NO	MODERATE	NO	MIDDLE to MODERATE
48349970600	MIDDLE	NO	MIDDLE	NO	No Change
48349970700	MIDDLE	NO			Not Applicable
48349970701			MIDDLE	NO	Not Applicable
48349970800	MODERATE	YES	MODERATE	YES	No Change
48349970900	MIDDLE	YES			Not Applicable
48349970901			MIDDLE	YES	Not Applicable
48349970902			MODERATE	YES	Not Applicable
48349971000	MIDDLE	NO	UPPER	NO	MIDDLE to UPPER

Navarro, TEXAS

Census Tract	2021		2022		Change in Tract Income Class from 2021 through 2022
	Tract Income Class	Minority Tract	Tract Income Class	Minority Tract	

Summary Data: Navarro	2021	2022
Number of Census Tracts	10	12
Number of Minority Tracts	2	6
Percentage of Minority Tracts	20.00%	50.00%
Number of Low Income Tracts	0	0
Percentage of Low Income Tracts	0.00%	0.00%
Number of Moderate Income Tracts	2	3
Percentage of Moderate Income Tracts	20.00%	25.00%
Number of Middle Income Tracts	8	8
Percentage of Middle Income Tracts	80.00%	66.67%
Number of Upper Income Tracts	0	1
Percentage of Upper Income Tracts	0.00%	8.33%
Number of NA Income Tracts	0	0
Percentage of NA Income Tracts	0.00%	0.00%

Newton, TEXAS

Census Tract	2021		2022		Change in Tract Income Class from 2021 through 2022
	Tract Income Class	Minority Tract	Tract Income Class	Minority Tract	
48351950100	MIDDLE	NO	MIDDLE	NO	No Change
48351950200	MODERATE	NO			Not Applicable
48351950201			MIDDLE	NO	Not Applicable



Newton, TEXAS

Census Tract	2021		2022		Change in Tract Income Class from 2021 through 2022
	Tract Income Class	Minority Tract	Tract Income Class	Minority Tract	
48351950202			MODERATE	NO	Not Applicable
48351950300	MIDDLE	NO	MODERATE	NO	MIDDLE to MODERATE
48351950400	MIDDLE	NO	MIDDLE	NO	No Change

Summary Data: Newton	2021	2022
Number of Census Tracts	4	5
Number of Minority Tracts	0	0
Percentage of Minority Tracts	0.00%	0.00%
Number of Low Income Tracts	0	0
Percentage of Low Income Tracts	0.00%	0.00%
Number of Moderate Income Tracts	1	2
Percentage of Moderate Income Tracts	25.00%	40.00%
Number of Middle Income Tracts	3	3
Percentage of Middle Income Tracts	75.00%	60.00%
Number of Upper Income Tracts	0	0
Percentage of Upper Income Tracts	0.00%	0.00%
Number of NA Income Tracts	0	0
Percentage of NA Income Tracts	0.00%	0.00%

Nolan, TEXAS

Census Tract	2021		2022		Change in Tract Income Class from 2021 through 2022
	Tract Income Class	Minority Tract	Tract Income Class	Minority Tract	

Nolan, TEXAS

Census Tract	2021		2022		Change in Tract Income Class from 2021 through 2022
	Tract Income Class	Minority Tract	Tract Income Class	Minority Tract	
48353950100	MIDDLE	NO	UPPER	NO	MIDDLE to UPPER
48353950200	UPPER	NO	MIDDLE	NO	UPPER to MIDDLE
48353950300	MODERATE	YES	LOW	YES	MODERATE to LOW
48353950400	MODERATE	YES	MODERATE	YES	No Change
48353950500	UPPER	NO	MIDDLE	NO	UPPER to MIDDLE

Summary Data: Nolan	2021	2022
Number of Census Tracts	5	5
Number of Minority Tracts	2	2
Percentage of Minority Tracts	40.00%	40.00%
Number of Low Income Tracts	0	1
Percentage of Low Income Tracts	0.00%	20.00%
Number of Moderate Income Tracts	2	1
Percentage of Moderate Income Tracts	40.00%	20.00%
Number of Middle Income Tracts	1	2
Percentage of Middle Income Tracts	20.00%	40.00%
Number of Upper Income Tracts	2	1
Percentage of Upper Income Tracts	40.00%	20.00%
Number of NA Income Tracts	0	0
Percentage of NA Income Tracts	0.00%	0.00%



GeoDataVision Report D-1 Census Tract Reference Book 2021/2022: TEXAS

Nueces, TEXAS

Census Tract	2021		2022		Change in Tract Income Class from 2021 through 2022
	Tract Income Class	Minority Tract	Tract Income Class	Minority Tract	
48355000500	LOW	YES	MODERATE	YES	LOW to MODERATE
48355000600	MODERATE	YES			Not Applicable
48355000601			MODERATE	YES	Not Applicable
48355000602			MODERATE	YES	Not Applicable
48355000700	MODERATE	YES	LOW	YES	MODERATE to LOW
48355000800	MIDDLE	YES	MODERATE	YES	MIDDLE to MODERATE
48355000900	LOW	YES	MODERATE	YES	LOW to MODERATE
48355001000	LOW	YES	LOW	YES	No Change
48355001100	LOW	YES	MODERATE	YES	LOW to MODERATE
48355001200	MODERATE	YES			Not Applicable
48355001201			MODERATE	YES	Not Applicable
48355001202			MIDDLE	YES	Not Applicable
48355001300	MODERATE	YES	MODERATE	YES	No Change
48355001400	UPPER	NO	UPPER	YES	No Change
48355001500	LOW	YES	LOW	YES	No Change
48355001601	MODERATE	YES	MODERATE	YES	No Change
48355001602	MODERATE	YES	MODERATE	YES	No Change
48355001701	MODERATE	YES			Not Applicable
48355001702	MODERATE	YES	MIDDLE	YES	MODERATE to MIDDLE
48355001703			MODERATE	YES	Not Applicable
48355001704			MODERATE	YES	Not Applicable
48355001801	MODERATE	YES	MODERATE	YES	No Change
48355001802	MIDDLE	YES	MIDDLE	YES	No Change
48355001902	MODERATE	YES			Not Applicable
48355001903	MIDDLE	YES	MODERATE	YES	MIDDLE to MODERATE
48355001904	MODERATE	YES	MODERATE	YES	No Change
48355001905			MIDDLE	YES	Not Applicable

Nueces, TEXAS

Census Tract	2021		2022		Change in Tract Income Class from 2021 through 2022
	Tract Income Class	Minority Tract	Tract Income Class	Minority Tract	
48355001906			MIDDLE	YES	Not Applicable
48355002001	MODERATE	YES	MODERATE	YES	No Change
48355002002	MIDDLE	YES	MODERATE	YES	MIDDLE to MODERATE
48355002101	MODERATE	YES	MIDDLE	YES	MODERATE to MIDDLE
48355002102	MIDDLE	NO	UPPER	NO	MIDDLE to UPPER
48355002200	MIDDLE	YES	MODERATE	YES	MIDDLE to MODERATE
48355002301	MODERATE	YES	MIDDLE	YES	MODERATE to MIDDLE
48355002303	MIDDLE	YES	MIDDLE	YES	No Change
48355002304	MIDDLE	YES	MIDDLE	YES	No Change
48355002400	MIDDLE	YES	MODERATE	YES	MIDDLE to MODERATE
48355002500	UPPER	NO	UPPER	NO	No Change
48355002601	UPPER	YES	MIDDLE	YES	UPPER to MIDDLE
48355002602	MIDDLE	YES	MIDDLE	YES	No Change
48355002603	MIDDLE	YES	MIDDLE	YES	No Change
48355002703	MIDDLE	YES	MIDDLE	YES	No Change
48355002704	MIDDLE	YES			Not Applicable
48355002705	UPPER	YES	MIDDLE	NO	UPPER to MIDDLE
48355002706	NA	YES	NA	YES	No Change
48355002707			MIDDLE	YES	Not Applicable
48355002708			MIDDLE	YES	Not Applicable
48355002900	MIDDLE	NO	MIDDLE	NO	No Change
48355003001	MODERATE	YES			Not Applicable
48355003002	MIDDLE	NO	MIDDLE	NO	No Change
48355003003			MIDDLE	YES	Not Applicable
48355003004			MODERATE	NO	Not Applicable
48355003101	UPPER	NO	UPPER	NO	No Change
48355003102	MIDDLE	NO	UPPER	NO	MIDDLE to UPPER



Nueces, TEXAS

Census Tract	2021		2022		Change in Tract Income Class from 2021 through 2022
	Tract Income Class	Minority Tract	Tract Income Class	Minority Tract	
48355003202	UPPER	YES	UPPER	YES	No Change
48355003203	MODERATE	YES			Not Applicable
48355003204	UPPER	YES	UPPER	YES	No Change
48355003205			MODERATE	YES	Not Applicable
48355003206			MIDDLE	YES	Not Applicable
48355003303	MODERATE	YES	MIDDLE	YES	MODERATE to MIDDLE
48355003304	UPPER	YES	MIDDLE	YES	UPPER to MIDDLE
48355003305	MODERATE	YES	LOW	YES	MODERATE to LOW
48355003306	MIDDLE	YES	MIDDLE	YES	No Change
48355003401	MODERATE	YES	MIDDLE	YES	MODERATE to MIDDLE
48355003402	MIDDLE	YES	MIDDLE	YES	No Change
48355003500	MIDDLE	YES	MIDDLE	YES	No Change
48355003601	MIDDLE	YES	MIDDLE	YES	No Change
48355003602	MIDDLE	YES	MIDDLE	YES	No Change
48355003603	MIDDLE	YES	MIDDLE	YES	No Change
48355003700	UPPER	YES	UPPER	YES	No Change
48355005102	MIDDLE	NO			Not Applicable
48355005103			UPPER	NO	Not Applicable
48355005104			MIDDLE	NO	Not Applicable
48355005404	UPPER	YES	UPPER	YES	No Change
48355005406	UPPER	YES	UPPER	YES	No Change
48355005407	UPPER	YES	UPPER	YES	No Change
48355005408	UPPER	YES	UPPER	YES	No Change
48355005409	UPPER	YES	UPPER	YES	No Change
48355005410	UPPER	YES	MIDDLE	YES	UPPER to MIDDLE
48355005411	UPPER	YES	UPPER	YES	No Change
48355005412	UPPER	YES	UPPER	YES	No Change

Nueces, TEXAS

Census Tract	2021		2022		Change in Tract Income Class from 2021 through 2022
	Tract Income Class	Minority Tract	Tract Income Class	Minority Tract	
48355005413	UPPER	YES	UPPER	YES	No Change
48355005414	UPPER	YES	UPPER	YES	No Change
48355005415	UPPER	YES	UPPER	YES	No Change
48355005416	UPPER	NO	UPPER	YES	No Change
48355005417	UPPER	YES	UPPER	YES	No Change
48355005601	MODERATE	YES			Not Applicable
48355005602	LOW	YES			Not Applicable
48355005603			MIDDLE	YES	Not Applicable
48355005604			MIDDLE	YES	Not Applicable
48355005605			MODERATE	YES	Not Applicable
48355005606			MODERATE	YES	Not Applicable
48355005801	UPPER	NO	UPPER	NO	No Change
48355005802	MIDDLE	YES			Not Applicable
48355005803			MIDDLE	YES	Not Applicable
48355005804			MIDDLE	YES	Not Applicable
48355005900	MIDDLE	YES	MIDDLE	YES	No Change
48355006000	MODERATE	YES	MODERATE	YES	No Change
48355006100	MIDDLE	YES	MODERATE	YES	MIDDLE to MODERATE
48355006200	UPPER	NO			Not Applicable
48355006201			UPPER	NO	Not Applicable
48355006202			UPPER	NO	Not Applicable
48355006203			UPPER	NO	Not Applicable
48355006204			UPPER	NO	Not Applicable
48355006205			UPPER	NO	Not Applicable
48355006300	MIDDLE	YES	MIDDLE	YES	No Change
48355006400	MODERATE	YES	UPPER	NO	MODERATE to UPPER
48355980000	NA	YES	NA	NO	No Change



Nueces, TEXAS

Census Tract	2021		2022		Change in Tract Income Class from 2021 through 2022
	Tract Income Class	Minority Tract	Tract Income Class	Minority Tract	
48355990000	NA	NO	NA	NO	No Change

Summary Data: Nueces	2021	2022
Number of Census Tracts	82	97
Number of Minority Tracts	70	78
Percentage of Minority Tracts	85.37%	80.41%
Number of Low Income Tracts	6	4
Percentage of Low Income Tracts	7.32%	4.12%
Number of Moderate Income Tracts	22	25
Percentage of Moderate Income Tracts	26.83%	25.77%
Number of Middle Income Tracts	27	37
Percentage of Middle Income Tracts	32.93%	38.14%
Number of Upper Income Tracts	24	28
Percentage of Upper Income Tracts	29.27%	28.87%
Number of NA Income Tracts	3	3
Percentage of NA Income Tracts	3.66%	3.09%

Ochiltree, TEXAS

Census Tract	2021		2022		Change in Tract Income Class from 2021 through 2022
	Tract Income Class	Minority Tract	Tract Income Class	Minority Tract	
48357950100	UPPER	NO	UPPER	NO	No Change
48357950300	MIDDLE	YES	MIDDLE	YES	No Change

Ochiltree, TEXAS

Census Tract	2021		2022		Change in Tract Income Class from 2021 through 2022
	Tract Income Class	Minority Tract	Tract Income Class	Minority Tract	
48357950400	UPPER	YES	MIDDLE	YES	UPPER to MIDDLE

Summary Data: Ochiltree	2021	2022
Number of Census Tracts	3	3
Number of Minority Tracts	2	2
Percentage of Minority Tracts	66.67%	66.67%
Number of Low Income Tracts	0	0
Percentage of Low Income Tracts	0.00%	0.00%
Number of Moderate Income Tracts	0	0
Percentage of Moderate Income Tracts	0.00%	0.00%
Number of Middle Income Tracts	1	2
Percentage of Middle Income Tracts	33.33%	66.67%
Number of Upper Income Tracts	2	1
Percentage of Upper Income Tracts	66.67%	33.33%
Number of NA Income Tracts	0	0
Percentage of NA Income Tracts	0.00%	0.00%

Oldham, TEXAS

Census Tract	2021		2022		Change in Tract Income Class from 2021 through 2022
	Tract Income Class	Minority Tract	Tract Income Class	Minority Tract	
48359950100	MIDDLE	NO	MIDDLE	NO	No Change



Oldham, TEXAS

Census Tract	2021		2022		Change in Tract Income Class from 2021 through 2022
	Tract Income Class	Minority Tract	Tract Income Class	Minority Tract	
Summary Data: Oldham			2021	2022	
Number of Census Tracts			1	1	
Number of Minority Tracts			0	0	
Percentage of Minority Tracts			0.00%	0.00%	
Number of Low Income Tracts			0	0	
Percentage of Low Income Tracts			0.00%	0.00%	
Number of Moderate Income Tracts			0	0	
Percentage of Moderate Income Tracts			0.00%	0.00%	
Number of Middle Income Tracts			1	1	
Percentage of Middle Income Tracts			100.00%	100.00%	
Number of Upper Income Tracts			0	0	
Percentage of Upper Income Tracts			0.00%	0.00%	
Number of NA Income Tracts			0	0	
Percentage of NA Income Tracts			0.00%	0.00%	

Orange, TEXAS

Census Tract	2021		2022		Change in Tract Income Class from 2021 through 2022
	Tract Income Class	Minority Tract	Tract Income Class	Minority Tract	
48361020200	MODERATE	YES	MODERATE	YES	No Change
48361020300	MIDDLE	NO	MODERATE	NO	MIDDLE to MODERATE
48361020500	MIDDLE	NO	MIDDLE	NO	No Change

Orange, TEXAS

Census Tract	2021		2022		Change in Tract Income Class from 2021 through 2022
	Tract Income Class	Minority Tract	Tract Income Class	Minority Tract	
48361020700	MIDDLE	NO	MIDDLE	NO	No Change
48361020800	MIDDLE	NO	MODERATE	NO	MIDDLE to MODERATE
48361020900	MODERATE	YES	MIDDLE	YES	MODERATE to MIDDLE
48361021000	UPPER	NO	UPPER	NO	No Change
48361021100	UPPER	NO	MIDDLE	NO	UPPER to MIDDLE
48361021200	MIDDLE	NO	MIDDLE	NO	No Change
48361021300	MIDDLE	NO	UPPER	NO	MIDDLE to UPPER
48361021400	UPPER	NO	UPPER	NO	No Change
48361021501	UPPER	NO	MIDDLE	NO	UPPER to MIDDLE
48361021502	MIDDLE	NO			Not Applicable
48361021503			UPPER	NO	Not Applicable
48361021504			UPPER	NO	Not Applicable
48361021600	MIDDLE	NO	MIDDLE	NO	No Change
48361021700	MIDDLE	NO	MIDDLE	NO	No Change
48361021800	UPPER	NO	UPPER	NO	No Change
48361021900	MIDDLE	NO			Not Applicable
48361021901			UPPER	NO	Not Applicable
48361021902			MIDDLE	NO	Not Applicable
48361022000	MODERATE	NO	UPPER	NO	MODERATE to UPPER
48361022200	UPPER	NO	UPPER	NO	No Change
48361022300	UPPER	NO			Not Applicable
48361022301			UPPER	NO	Not Applicable
48361022302			UPPER	NO	Not Applicable
48361022400	MIDDLE	NO	UPPER	NO	MIDDLE to UPPER



Orange, TEXAS

Census Tract	2021		2022		Change in Tract Income Class from 2021 through 2022
	Tract Income Class	Minority Tract	Tract Income Class	Minority Tract	

Summary Data: Orange	2021	2022
Number of Census Tracts	21	24
Number of Minority Tracts	2	2
Percentage of Minority Tracts	9.52%	8.33%
Number of Low Income Tracts	0	0
Percentage of Low Income Tracts	0.00%	0.00%
Number of Moderate Income Tracts	3	3
Percentage of Moderate Income Tracts	14.29%	12.50%
Number of Middle Income Tracts	11	9
Percentage of Middle Income Tracts	52.38%	37.50%
Number of Upper Income Tracts	7	12
Percentage of Upper Income Tracts	33.33%	50.00%
Number of NA Income Tracts	0	0
Percentage of NA Income Tracts	0.00%	0.00%

Palo Pinto, TEXAS

Census Tract	2021		2022		Change in Tract Income Class from 2021 through 2022
	Tract Income Class	Minority Tract	Tract Income Class	Minority Tract	
48363000400	UPPER	NO			Not Applicable
48363000401			MIDDLE	NO	Not Applicable
48363000402			MIDDLE	NO	Not Applicable
48363000500	MIDDLE	NO	MIDDLE	NO	No Change
48363000600	MODERATE	NO	MIDDLE	NO	MODERATE to MIDDLE
48363000700	MODERATE	NO	UPPER	NO	MODERATE to UPPER
48363000800	MODERATE	NO	MODERATE	YES	No Change
48363000900	MODERATE	NO	MODERATE	NO	No Change

Palo Pinto, TEXAS

Census Tract	2021		2022		Change in Tract Income Class from 2021 through 2022
	Tract Income Class	Minority Tract	Tract Income Class	Minority Tract	
48363000100	MIDDLE	NO	MIDDLE	NO	No Change
48363000200	MIDDLE	NO	MIDDLE	NO	No Change
48363000300	MIDDLE	NO	UPPER	NO	MIDDLE to UPPER



Palo Pinto, TEXAS

Census Tract	2021		2022		Change in Tract Income Class from 2021 through 2022
	Tract Income Class	Minority Tract	Tract Income Class	Minority Tract	

Summary Data: Palo Pinto	2021	2022
Number of Census Tracts	9	10
Number of Minority Tracts	0	1
Percentage of Minority Tracts	0.00%	10.00%
Number of Low Income Tracts	0	0
Percentage of Low Income Tracts	0.00%	0.00%
Number of Moderate Income Tracts	4	2
Percentage of Moderate Income Tracts	44.44%	20.00%
Number of Middle Income Tracts	4	6
Percentage of Middle Income Tracts	44.44%	60.00%
Number of Upper Income Tracts	1	2
Percentage of Upper Income Tracts	11.11%	20.00%
Number of NA Income Tracts	0	0
Percentage of NA Income Tracts	0.00%	0.00%

Panola, TEXAS

Census Tract	2021		2022		Change in Tract Income Class from 2021 through 2022
	Tract Income Class	Minority Tract	Tract Income Class	Minority Tract	
48365950100	UPPER	NO	MIDDLE	NO	UPPER to MIDDLE
48365950200	UPPER	NO	MIDDLE	NO	UPPER to MIDDLE
48365950300	MIDDLE	NO	MIDDLE	NO	No Change

Panola, TEXAS

Census Tract	2021		2022		Change in Tract Income Class from 2021 through 2022
	Tract Income Class	Minority Tract	Tract Income Class	Minority Tract	
48365950400	MIDDLE	NO			Not Applicable
48365950401			NA	NO	Not Applicable
48365950402			MIDDLE	NO	Not Applicable
48365950500	UPPER	NO	MIDDLE	NO	UPPER to MIDDLE
48365950600	MIDDLE	NO	MIDDLE	NO	No Change

Summary Data: Panola	2021	2022
Number of Census Tracts	6	7
Number of Minority Tracts	0	0
Percentage of Minority Tracts	0.00%	0.00%
Number of Low Income Tracts	0	0
Percentage of Low Income Tracts	0.00%	0.00%
Number of Moderate Income Tracts	0	0
Percentage of Moderate Income Tracts	0.00%	0.00%
Number of Middle Income Tracts	3	6
Percentage of Middle Income Tracts	50.00%	85.71%
Number of Upper Income Tracts	3	0
Percentage of Upper Income Tracts	50.00%	0.00%
Number of NA Income Tracts	0	1
Percentage of NA Income Tracts	0.00%	14.29%



Parker, TEXAS

Census Tract	2021		2022		Change in Tract Income Class from 2021 through 2022
	Tract Income Class	Minority Tract	Tract Income Class	Minority Tract	
48367140101	MIDDLE	NO	MODERATE	NO	MIDDLE to MODERATE
48367140102	MODERATE	NO	MODERATE	NO	No Change
48367140200	MIDDLE	NO			Not Applicable
48367140201			MODERATE	NO	Not Applicable
48367140202			MIDDLE	NO	Not Applicable
48367140300	MIDDLE	NO	MIDDLE	NO	No Change
48367140403	MIDDLE	NO	MIDDLE	NO	No Change
48367140405	MIDDLE	NO			Not Applicable
48367140407	UPPER	NO			Not Applicable
48367140408	MIDDLE	NO	MIDDLE	NO	No Change
48367140409	MODERATE	NO	MODERATE	NO	No Change
48367140410	MIDDLE	NO	MIDDLE	NO	No Change
48367140411	MIDDLE	NO	UPPER	NO	MIDDLE to UPPER
48367140412			MIDDLE	NO	Not Applicable
48367140413			MIDDLE	NO	Not Applicable
48367140414			UPPER	NO	Not Applicable
48367140415			UPPER	NO	Not Applicable
48367140416			UPPER	NO	Not Applicable
48367140501	MIDDLE	NO			Not Applicable
48367140502	UPPER	NO	UPPER	NO	No Change
48367140503			MODERATE	NO	Not Applicable
48367140504			MIDDLE	NO	Not Applicable
48367140601	UPPER	NO	UPPER	NO	No Change
48367140602	MIDDLE	NO			Not Applicable
48367140603			MIDDLE	NO	Not Applicable
48367140604			MIDDLE	NO	Not Applicable
48367140703	UPPER	NO			Not Applicable

Parker, TEXAS

Census Tract	2021		2022		Change in Tract Income Class from 2021 through 2022
	Tract Income Class	Minority Tract	Tract Income Class	Minority Tract	
48367140704	UPPER	NO			Not Applicable
48367140705	UPPER	NO			Not Applicable
48367140706	UPPER	NO			Not Applicable
48367140707			UPPER	NO	Not Applicable
48367140708			UPPER	NO	Not Applicable
48367140709			UPPER	NO	Not Applicable
48367140710			UPPER	NO	Not Applicable
48367140711			MIDDLE	NO	Not Applicable
48367140712			UPPER	NO	Not Applicable
48367140713			UPPER	NO	Not Applicable
48367140714			UPPER	NO	Not Applicable



Parker, TEXAS

Census Tract	2021		2022		Change in Tract Income Class from 2021 through 2022
	Tract Income Class	Minority Tract	Tract Income Class	Minority Tract	

Summary Data: Parker	2021	2022
Number of Census Tracts	19	29
Number of Minority Tracts	0	0
Percentage of Minority Tracts	0.00%	0.00%
Number of Low Income Tracts	0	0
Percentage of Low Income Tracts	0.00%	0.00%
Number of Moderate Income Tracts	2	5
Percentage of Moderate Income Tracts	10.53%	17.24%
Number of Middle Income Tracts	10	11
Percentage of Middle Income Tracts	52.63%	37.93%
Number of Upper Income Tracts	7	13
Percentage of Upper Income Tracts	36.84%	44.83%
Number of NA Income Tracts	0	0
Percentage of NA Income Tracts	0.00%	0.00%

Parmer, TEXAS

Census Tract	2021		2022		Change in Tract Income Class from 2021 through 2022
	Tract Income Class	Minority Tract	Tract Income Class	Minority Tract	
48369950200	MIDDLE	YES	MIDDLE	YES	No Change
48369950300	MIDDLE	YES	MIDDLE	YES	No Change

Parmer, TEXAS

Census Tract	2021		2022		Change in Tract Income Class from 2021 through 2022
	Tract Income Class	Minority Tract	Tract Income Class	Minority Tract	

Summary Data: Parmer	2021	2022
Number of Census Tracts	2	2
Number of Minority Tracts	2	2
Percentage of Minority Tracts	100.00%	100.00%
Number of Low Income Tracts	0	0
Percentage of Low Income Tracts	0.00%	0.00%
Number of Moderate Income Tracts	0	0
Percentage of Moderate Income Tracts	0.00%	0.00%
Number of Middle Income Tracts	2	2
Percentage of Middle Income Tracts	100.00%	100.00%
Number of Upper Income Tracts	0	0
Percentage of Upper Income Tracts	0.00%	0.00%
Number of NA Income Tracts	0	0
Percentage of NA Income Tracts	0.00%	0.00%

Pecos, TEXAS

Census Tract	2021		2022		Change in Tract Income Class from 2021 through 2022
	Tract Income Class	Minority Tract	Tract Income Class	Minority Tract	
48371950100	MIDDLE	YES	UPPER	YES	MIDDLE to UPPER
48371950300	MIDDLE	YES	MODERATE	YES	MIDDLE to MODERATE
48371950400	UPPER	YES	UPPER	YES	No Change



Pecos, TEXAS

Census Tract	2021		2022		Change in Tract Income Class from 2021 through 2022
	Tract Income Class	Minority Tract	Tract Income Class	Minority Tract	
48371950500	UPPER	YES	MIDDLE	YES	UPPER to MIDDLE
48371980000			NA	YES	Not Applicable

Summary Data: Pecos	2021	2022
Number of Census Tracts	4	5
Number of Minority Tracts	4	5
Percentage of Minority Tracts	100.00%	100.00%
Number of Low Income Tracts	0	0
Percentage of Low Income Tracts	0.00%	0.00%
Number of Moderate Income Tracts	0	1
Percentage of Moderate Income Tracts	0.00%	20.00%
Number of Middle Income Tracts	2	1
Percentage of Middle Income Tracts	50.00%	20.00%
Number of Upper Income Tracts	2	2
Percentage of Upper Income Tracts	50.00%	40.00%
Number of NA Income Tracts	0	1
Percentage of NA Income Tracts	0.00%	20.00%

Polk, TEXAS

Census Tract	2021		2022		Change in Tract Income Class from 2021 through 2022
	Tract Income Class	Minority Tract	Tract Income Class	Minority Tract	
48373210102	MIDDLE	NO			Not Applicable
48373210103			MIDDLE	NO	Not Applicable
48373210104			MIDDLE	NO	Not Applicable
48373210105			MIDDLE	NO	Not Applicable
48373210106			UPPER	NO	Not Applicable
48373210203	MODERATE	NO	MODERATE	YES	No Change
48373210204	MIDDLE	NO	MIDDLE	NO	No Change
48373210205	MIDDLE	NO	MIDDLE	NO	No Change
48373210206	MIDDLE	NO	MIDDLE	NO	No Change
48373210301	MIDDLE	NO	MIDDLE	NO	No Change
48373210302	MIDDLE	NO	MIDDLE	NO	No Change
48373210400	MIDDLE	NO			Not Applicable
48373210401			MIDDLE	YES	Not Applicable
48373210402			MODERATE	NO	Not Applicable
48373210500	MIDDLE	NO	MIDDLE	NO	No Change

Polk, TEXAS

Census Tract	2021		2022		Change in Tract Income Class from 2021 through 2022
	Tract Income Class	Minority Tract	Tract Income Class	Minority Tract	
48373210101	MIDDLE	NO			Not Applicable



Polk, TEXAS

Census Tract	2021		2022		Change in Tract Income Class from 2021 through 2022
	Tract Income Class	Minority Tract	Tract Income Class	Minority Tract	

Summary Data: Polk	2021	2022
Number of Census Tracts	10	13
Number of Minority Tracts	0	2
Percentage of Minority Tracts	0.00%	15.38%
Number of Low Income Tracts	0	0
Percentage of Low Income Tracts	0.00%	0.00%
Number of Moderate Income Tracts	1	2
Percentage of Moderate Income Tracts	10.00%	15.38%
Number of Middle Income Tracts	9	10
Percentage of Middle Income Tracts	90.00%	76.92%
Number of Upper Income Tracts	0	1
Percentage of Upper Income Tracts	0.00%	7.69%
Number of NA Income Tracts	0	0
Percentage of NA Income Tracts	0.00%	0.00%

Potter, TEXAS

Census Tract	2021		2022		Change in Tract Income Class from 2021 through 2022
	Tract Income Class	Minority Tract	Tract Income Class	Minority Tract	
48375010100	MODERATE	NO	UPPER	NO	MODERATE to UPPER
48375010200	UPPER	NO	UPPER	NO	No Change
48375010300	LOW	YES	LOW	YES	No Change

Potter, TEXAS

Census Tract	2021		2022		Change in Tract Income Class from 2021 through 2022
	Tract Income Class	Minority Tract	Tract Income Class	Minority Tract	
48375010400	UPPER	NO	UPPER	NO	No Change
48375010600	LOW	YES	LOW	YES	No Change
48375010700	MODERATE	YES	MODERATE	YES	No Change
48375011000	MODERATE	YES	MIDDLE	YES	MODERATE to MIDDLE
48375011500	MIDDLE	NO	MIDDLE	NO	No Change
48375011600	MODERATE	NO	MIDDLE	YES	MODERATE to MIDDLE
48375011700	MIDDLE	NO	MODERATE	NO	MIDDLE to MODERATE
48375011800	MIDDLE	NO	MODERATE	NO	MIDDLE to MODERATE
48375011900	MIDDLE	NO	LOW	NO	MIDDLE to LOW
48375012000	LOW	NO	LOW	YES	No Change
48375012200	MODERATE	YES	MODERATE	YES	No Change
48375012600	MODERATE	YES	MODERATE	YES	No Change
48375012800	MODERATE	YES	LOW	YES	MODERATE to LOW
48375013000	MODERATE	YES	MODERATE	YES	No Change
48375013200	MIDDLE	NO	UPPER	NO	MIDDLE to UPPER
48375013300	UPPER	NO	UPPER	NO	No Change
48375013400	MIDDLE	NO	MIDDLE	NO	No Change
48375013900	MODERATE	YES	MODERATE	YES	No Change
48375014100	MODERATE	YES	MODERATE	YES	No Change
48375014300	UPPER	NO	UPPER	NO	No Change
48375014401	MIDDLE	YES	MIDDLE	YES	No Change
48375014500	MODERATE	YES	MODERATE	YES	No Change
48375014700	MODERATE	NO			Not Applicable
48375014701			MIDDLE	NO	Not Applicable
48375014702			MIDDLE	NO	Not Applicable
48375014800	MODERATE	YES	MODERATE	YES	No Change
48375014900	MODERATE	YES	MIDDLE	YES	MODERATE to MIDDLE



Potter, TEXAS

Census Tract	2021		2022		Change in Tract Income Class from 2021 through 2022
	Tract Income Class	Minority Tract	Tract Income Class	Minority Tract	
48375015000	MODERATE	YES	MODERATE	YES	No Change
48375015100	MIDDLE	NO	MIDDLE	NO	No Change
48375015200	MIDDLE	NO	MODERATE	NO	MIDDLE to MODERATE
48375015300	MODERATE	YES	MODERATE	YES	No Change
48375015400	MODERATE	YES	MODERATE	YES	No Change
48375980000	NA	NO	NA	NO	No Change

Summary Data: Potter	2021	2022
Number of Census Tracts	34	35
Number of Minority Tracts	17	19
Percentage of Minority Tracts	50.00%	54.29%
Number of Low Income Tracts	3	5
Percentage of Low Income Tracts	8.82%	14.29%
Number of Moderate Income Tracts	17	14
Percentage of Moderate Income Tracts	50.00%	40.00%
Number of Middle Income Tracts	9	9
Percentage of Middle Income Tracts	26.47%	25.71%
Number of Upper Income Tracts	4	6
Percentage of Upper Income Tracts	11.76%	17.14%
Number of NA Income Tracts	1	1
Percentage of NA Income Tracts	2.94%	2.86%

Presidio, TEXAS

Census Tract	2021		2022		Change in Tract Income Class from 2021 through 2022
	Tract Income Class	Minority Tract	Tract Income Class	Minority Tract	
48377950100	MIDDLE	YES	MIDDLE	YES	No Change
48377950200	MODERATE	YES	LOW	YES	MODERATE to LOW

Summary Data: Presidio	2021	2022
Number of Census Tracts	2	2
Number of Minority Tracts	2	2
Percentage of Minority Tracts	100.00%	100.00%
Number of Low Income Tracts	0	1
Percentage of Low Income Tracts	0.00%	50.00%
Number of Moderate Income Tracts	1	0
Percentage of Moderate Income Tracts	50.00%	0.00%
Number of Middle Income Tracts	1	1
Percentage of Middle Income Tracts	50.00%	50.00%
Number of Upper Income Tracts	0	0
Percentage of Upper Income Tracts	0.00%	0.00%
Number of NA Income Tracts	0	0
Percentage of NA Income Tracts	0.00%	0.00%

Rains, TEXAS

Census Tract	2021		2022		Change in Tract Income Class from 2021 through 2022
	Tract Income Class	Minority Tract	Tract Income Class	Minority Tract	
48379950100	MIDDLE	NO			Not Applicable



Rains, TEXAS

Census Tract	2021		2022		Change in Tract Income Class from 2021 through 2022
	Tract Income Class	Minority Tract	Tract Income Class	Minority Tract	
48379950101			UPPER	NO	Not Applicable
48379950102			MIDDLE	NO	Not Applicable
48379950200	MIDDLE	NO	MIDDLE	NO	No Change

Summary Data: Rains	2021	2022
Number of Census Tracts	2	3
Number of Minority Tracts	0	0
Percentage of Minority Tracts	0.00%	0.00%
Number of Low Income Tracts	0	0
Percentage of Low Income Tracts	0.00%	0.00%
Number of Moderate Income Tracts	0	0
Percentage of Moderate Income Tracts	0.00%	0.00%
Number of Middle Income Tracts	2	2
Percentage of Middle Income Tracts	100.00%	66.67%
Number of Upper Income Tracts	0	1
Percentage of Upper Income Tracts	0.00%	33.33%
Number of NA Income Tracts	0	0
Percentage of NA Income Tracts	0.00%	0.00%

Randall, TEXAS

Census Tract	2021		2022		Change in Tract Income Class from 2021 through 2022
	Tract Income Class	Minority Tract	Tract Income Class	Minority Tract	

Randall, TEXAS

Census Tract	2021		2022		Change in Tract Income Class from 2021 through 2022
	Tract Income Class	Minority Tract	Tract Income Class	Minority Tract	
48381020100	UPPER	NO	UPPER	NO	No Change
48381020200	MIDDLE	NO	MIDDLE	NO	No Change
48381020300	MIDDLE	NO	MIDDLE	NO	No Change
48381020400	UPPER	NO	UPPER	NO	No Change
48381020500	MODERATE	YES	MODERATE	NO	No Change
48381020600	MIDDLE	NO	MIDDLE	YES	No Change
48381020800	MIDDLE	NO	MIDDLE	NO	No Change
48381020900	MIDDLE	NO	MODERATE	NO	MIDDLE to MODERATE
48381021000	MIDDLE	NO	MIDDLE	NO	No Change
48381021101	MIDDLE	NO	MIDDLE	NO	No Change
48381021102	MODERATE	NO	LOW	NO	MODERATE to LOW
48381021200	UPPER	NO	MIDDLE	NO	UPPER to MIDDLE
48381021300	MIDDLE	NO	MIDDLE	NO	No Change
48381021500	UPPER	NO	UPPER	NO	No Change
48381021602	UPPER	NO	UPPER	NO	No Change
48381021603	UPPER	NO	UPPER	NO	No Change
48381021604	UPPER	NO	UPPER	NO	No Change
48381021605	UPPER	NO	UPPER	NO	No Change
48381021606	UPPER	NO	UPPER	NO	No Change
48381021608	UPPER	NO			Not Applicable
48381021609	UPPER	NO	UPPER	NO	No Change
48381021610			UPPER	NO	Not Applicable
48381021611			UPPER	NO	Not Applicable
48381021702	MIDDLE	NO	UPPER	NO	MIDDLE to UPPER
48381021703	MIDDLE	NO			Not Applicable
48381021704	UPPER	NO			Not Applicable
48381021705			MODERATE	NO	Not Applicable



Randall, TEXAS

Census Tract	2021		2022		Change in Tract Income Class from 2021 through 2022
	Tract Income Class	Minority Tract	Tract Income Class	Minority Tract	
48381021706			UPPER	NO	Not Applicable
48381021707			UPPER	NO	Not Applicable
48381021708			UPPER	NO	Not Applicable
48381021801	MIDDLE	NO			Not Applicable
48381021802	MIDDLE	NO	MIDDLE	NO	No Change
48381021803			MIDDLE	NO	Not Applicable
48381021804			MODERATE	NO	Not Applicable
48381021900	UPPER	NO	UPPER	NO	No Change
48381022001	UPPER	NO	UPPER	NO	No Change
48381022002	MIDDLE	NO	MIDDLE	YES	No Change

Randall, TEXAS

Census Tract	2021		2022		Change in Tract Income Class from 2021 through 2022
	Tract Income Class	Minority Tract	Tract Income Class	Minority Tract	

Summary Data: Randall	2021	2022
Number of Census Tracts	29	33
Number of Minority Tracts	1	2
Percentage of Minority Tracts	3.45%	6.06%
Number of Low Income Tracts	0	1
Percentage of Low Income Tracts	0.00%	3.03%
Number of Moderate Income Tracts	2	4
Percentage of Moderate Income Tracts	6.90%	12.12%
Number of Middle Income Tracts	13	11
Percentage of Middle Income Tracts	44.83%	33.33%
Number of Upper Income Tracts	14	17
Percentage of Upper Income Tracts	48.28%	51.52%
Number of NA Income Tracts	0	0
Percentage of NA Income Tracts	0.00%	0.00%

Reagan, TEXAS

Census Tract	2021		2022		Change in Tract Income Class from 2021 through 2022
	Tract Income Class	Minority Tract	Tract Income Class	Minority Tract	
48383950100	UPPER	YES	MIDDLE	YES	UPPER to MIDDLE



Reagan, TEXAS

Census Tract	2021		2022		Change in Tract Income Class from 2021 through 2022
	Tract Income Class	Minority Tract	Tract Income Class	Minority Tract	

Summary Data: Reagan	2021	2022
Number of Census Tracts	1	1
Number of Minority Tracts	1	1
Percentage of Minority Tracts	100.00%	100.00%
Number of Low Income Tracts	0	0
Percentage of Low Income Tracts	0.00%	0.00%
Number of Moderate Income Tracts	0	0
Percentage of Moderate Income Tracts	0.00%	0.00%
Number of Middle Income Tracts	0	1
Percentage of Middle Income Tracts	0.00%	100.00%
Number of Upper Income Tracts	1	0
Percentage of Upper Income Tracts	100.00%	0.00%
Number of NA Income Tracts	0	0
Percentage of NA Income Tracts	0.00%	0.00%

Real, TEXAS

Census Tract	2021		2022		Change in Tract Income Class from 2021 through 2022
	Tract Income Class	Minority Tract	Tract Income Class	Minority Tract	
48385950100	MIDDLE	NO	MIDDLE	NO	No Change

Real, TEXAS

Census Tract	2021		2022		Change in Tract Income Class from 2021 through 2022
	Tract Income Class	Minority Tract	Tract Income Class	Minority Tract	

Summary Data: Real	2021	2022
Number of Census Tracts	1	1
Number of Minority Tracts	0	0
Percentage of Minority Tracts	0.00%	0.00%
Number of Low Income Tracts	0	0
Percentage of Low Income Tracts	0.00%	0.00%
Number of Moderate Income Tracts	0	0
Percentage of Moderate Income Tracts	0.00%	0.00%
Number of Middle Income Tracts	1	1
Percentage of Middle Income Tracts	100.00%	100.00%
Number of Upper Income Tracts	0	0
Percentage of Upper Income Tracts	0.00%	0.00%
Number of NA Income Tracts	0	0
Percentage of NA Income Tracts	0.00%	0.00%

Red River, TEXAS

Census Tract	2021		2022		Change in Tract Income Class from 2021 through 2022
	Tract Income Class	Minority Tract	Tract Income Class	Minority Tract	
48387950100	MIDDLE	NO	MIDDLE	NO	No Change
48387950500	MODERATE	NO			Not Applicable
48387950501			MODERATE	YES	Not Applicable



Red River, TEXAS

Census Tract	2021		2022		Change in Tract Income Class from 2021 through 2022
	Tract Income Class	Minority Tract	Tract Income Class	Minority Tract	
48387950502			MODERATE	NO	Not Applicable
48387950600	MIDDLE	NO	MIDDLE	NO	No Change
48387950700	MIDDLE	NO	MIDDLE	NO	No Change

Summary Data: Red River	2021	2022
Number of Census Tracts	4	5
Number of Minority Tracts	0	1
Percentage of Minority Tracts	0.00%	20.00%
Number of Low Income Tracts	0	0
Percentage of Low Income Tracts	0.00%	0.00%
Number of Moderate Income Tracts	1	2
Percentage of Moderate Income Tracts	25.00%	40.00%
Number of Middle Income Tracts	3	3
Percentage of Middle Income Tracts	75.00%	60.00%
Number of Upper Income Tracts	0	0
Percentage of Upper Income Tracts	0.00%	0.00%
Number of NA Income Tracts	0	0
Percentage of NA Income Tracts	0.00%	0.00%

Reeves, TEXAS

Census Tract	2021		2022		Change in Tract Income Class from 2021 through 2022
	Tract Income Class	Minority Tract	Tract Income Class	Minority Tract	

Reeves, TEXAS

Census Tract	2021		2022		Change in Tract Income Class from 2021 through 2022
	Tract Income Class	Minority Tract	Tract Income Class	Minority Tract	
48389950100	MODERATE	YES			Not Applicable
48389950200	MIDDLE	YES	MODERATE	YES	MIDDLE to MODERATE
48389950300	MIDDLE	YES	MODERATE	YES	MIDDLE to MODERATE
48389950400	UPPER	YES	UPPER	YES	No Change
48389950500	MIDDLE	YES			Not Applicable
48389950600			MODERATE	YES	Not Applicable

Summary Data: Reeves	2021	2022
Number of Census Tracts	5	4
Number of Minority Tracts	5	4
Percentage of Minority Tracts	100.00%	100.00%
Number of Low Income Tracts	0	0
Percentage of Low Income Tracts	0.00%	0.00%
Number of Moderate Income Tracts	1	3
Percentage of Moderate Income Tracts	20.00%	75.00%
Number of Middle Income Tracts	3	0
Percentage of Middle Income Tracts	60.00%	0.00%
Number of Upper Income Tracts	1	1
Percentage of Upper Income Tracts	20.00%	25.00%
Number of NA Income Tracts	0	0
Percentage of NA Income Tracts	0.00%	0.00%



Refugio, TEXAS

Census Tract	2021		2022		Change in Tract Income Class from 2021 through 2022
	Tract Income Class	Minority Tract	Tract Income Class	Minority Tract	
48391950200	MIDDLE	YES	MIDDLE	YES	No Change
48391950400	MIDDLE	YES	MIDDLE	YES	No Change

Summary Data: Refugio	2021	2022
Number of Census Tracts	2	2
Number of Minority Tracts	2	2
Percentage of Minority Tracts	100.00%	100.00%
Number of Low Income Tracts	0	0
Percentage of Low Income Tracts	0.00%	0.00%
Number of Moderate Income Tracts	0	0
Percentage of Moderate Income Tracts	0.00%	0.00%
Number of Middle Income Tracts	2	2
Percentage of Middle Income Tracts	100.00%	100.00%
Number of Upper Income Tracts	0	0
Percentage of Upper Income Tracts	0.00%	0.00%
Number of NA Income Tracts	0	0
Percentage of NA Income Tracts	0.00%	0.00%

Roberts, TEXAS

Census Tract	2021		2022		Change in Tract Income Class from 2021 through 2022
	Tract Income Class	Minority Tract	Tract Income Class	Minority Tract	
48393950100	UPPER	NO	MIDDLE	NO	UPPER to MIDDLE

Roberts, TEXAS

Census Tract	2021		2022		Change in Tract Income Class from 2021 through 2022
	Tract Income Class	Minority Tract	Tract Income Class	Minority Tract	

Summary Data: Roberts	2021	2022
Number of Census Tracts	1	1
Number of Minority Tracts	0	0
Percentage of Minority Tracts	0.00%	0.00%
Number of Low Income Tracts	0	0
Percentage of Low Income Tracts	0.00%	0.00%
Number of Moderate Income Tracts	0	0
Percentage of Moderate Income Tracts	0.00%	0.00%
Number of Middle Income Tracts	0	1
Percentage of Middle Income Tracts	0.00%	100.00%
Number of Upper Income Tracts	1	0
Percentage of Upper Income Tracts	100.00%	0.00%
Number of NA Income Tracts	0	0
Percentage of NA Income Tracts	0.00%	0.00%

Robertson, TEXAS

Census Tract	2021		2022		Change in Tract Income Class from 2021 through 2022
	Tract Income Class	Minority Tract	Tract Income Class	Minority Tract	
48395960100	MIDDLE	NO	MIDDLE	NO	No Change
48395960200	LOW	YES	MIDDLE	YES	LOW to MIDDLE
48395960300	MIDDLE	NO	MIDDLE	NO	No Change



Robertson, TEXAS

Census Tract	2021		2022		Change in Tract Income Class from 2021 through 2022
	Tract Income Class	Minority Tract	Tract Income Class	Minority Tract	
48395960400	MIDDLE	NO	MIDDLE	NO	No Change
48395960500	MIDDLE	YES			Not Applicable
48395960501			MODERATE	YES	Not Applicable
48395960502			MIDDLE	YES	Not Applicable

Summary Data: Robertson	2021	2022
Number of Census Tracts	5	6
Number of Minority Tracts	2	3
Percentage of Minority Tracts	40.00%	50.00%
Number of Low Income Tracts	1	0
Percentage of Low Income Tracts	20.00%	0.00%
Number of Moderate Income Tracts	0	1
Percentage of Moderate Income Tracts	0.00%	16.67%
Number of Middle Income Tracts	4	5
Percentage of Middle Income Tracts	80.00%	83.33%
Number of Upper Income Tracts	0	0
Percentage of Upper Income Tracts	0.00%	0.00%
Number of NA Income Tracts	0	0
Percentage of NA Income Tracts	0.00%	0.00%

Rockwall, TEXAS

Census Tract	2021		2022		Change in Tract Income Class from 2021 through 2022
	Tract Income Class	Minority Tract	Tract Income Class	Minority Tract	
48397040101	UPPER	NO	UPPER	NO	No Change
48397040102	UPPER	NO			Not Applicable
48397040103			UPPER	NO	Not Applicable
48397040104			MIDDLE	NO	Not Applicable
48397040200	UPPER	NO			Not Applicable
48397040201			UPPER	NO	Not Applicable
48397040202			UPPER	NO	Not Applicable
48397040203			UPPER	NO	Not Applicable
48397040301	MIDDLE	NO	MIDDLE	NO	No Change
48397040302	MIDDLE	NO			Not Applicable
48397040303			UPPER	NO	Not Applicable
48397040304			MIDDLE	NO	Not Applicable
48397040305			MIDDLE	NO	Not Applicable
48397040401	MIDDLE	NO			Not Applicable
48397040402	MIDDLE	NO			Not Applicable
48397040403			MODERATE	NO	Not Applicable
48397040404			MIDDLE	NO	Not Applicable
48397040405			MODERATE	YES	Not Applicable
48397040406			UPPER	NO	Not Applicable
48397040407			UPPER	NO	Not Applicable
48397040408			UPPER	NO	Not Applicable
48397040409			UPPER	NO	Not Applicable
48397040410			MIDDLE	NO	Not Applicable
48397040411			UPPER	NO	Not Applicable
48397040412			UPPER	NO	Not Applicable
48397040503	MIDDLE	YES	MIDDLE	YES	No Change
48397040504	UPPER	NO			Not Applicable



Rockwall, TEXAS

Census Tract	2021		2022		Change in Tract Income Class from 2021 through 2022
	Tract Income Class	Minority Tract	Tract Income Class	Minority Tract	
48397040505	UPPER	NO			Not Applicable
48397040506	UPPER	NO			Not Applicable
48397040507			UPPER	NO	Not Applicable
48397040508			UPPER	NO	Not Applicable
48397040509			UPPER	NO	Not Applicable
48397040510			UPPER	NO	Not Applicable
48397040511			UPPER	NO	Not Applicable
48397040512			MIDDLE	NO	Not Applicable
48397040513			UPPER	NO	Not Applicable
48397040514			UPPER	NO	Not Applicable

Rockwall, TEXAS

Census Tract	2021		2022		Change in Tract Income Class from 2021 through 2022
	Tract Income Class	Minority Tract	Tract Income Class	Minority Tract	

Summary Data: Rockwall	2021	2022
Number of Census Tracts	11	29
Number of Minority Tracts	1	2
Percentage of Minority Tracts	9.09%	6.90%
Number of Low Income Tracts	0	0
Percentage of Low Income Tracts	0.00%	0.00%
Number of Moderate Income Tracts	0	2
Percentage of Moderate Income Tracts	0.00%	6.90%
Number of Middle Income Tracts	5	8
Percentage of Middle Income Tracts	45.45%	27.59%
Number of Upper Income Tracts	6	19
Percentage of Upper Income Tracts	54.55%	65.52%
Number of NA Income Tracts	0	0
Percentage of NA Income Tracts	0.00%	0.00%

Runnels, TEXAS

Census Tract	2021		2022		Change in Tract Income Class from 2021 through 2022
	Tract Income Class	Minority Tract	Tract Income Class	Minority Tract	
48399950100	UPPER	NO	MIDDLE	NO	UPPER to MIDDLE
48399950200	MODERATE	YES	MODERATE	YES	No Change
48399950500	MIDDLE	NO	MIDDLE	NO	No Change



Runnels, TEXAS

Census Tract	2021		2022		Change in Tract Income Class from 2021 through 2022
	Tract Income Class	Minority Tract	Tract Income Class	Minority Tract	
48399950600	MIDDLE	NO	MIDDLE	NO	No Change

Summary Data: Runnels	2021	2022
Number of Census Tracts	4	4
Number of Minority Tracts	1	1
Percentage of Minority Tracts	25.00%	25.00%
Number of Low Income Tracts	0	0
Percentage of Low Income Tracts	0.00%	0.00%
Number of Moderate Income Tracts	1	1
Percentage of Moderate Income Tracts	25.00%	25.00%
Number of Middle Income Tracts	2	3
Percentage of Middle Income Tracts	50.00%	75.00%
Number of Upper Income Tracts	1	0
Percentage of Upper Income Tracts	25.00%	0.00%
Number of NA Income Tracts	0	0
Percentage of NA Income Tracts	0.00%	0.00%

Rusk, TEXAS

Census Tract	2021		2022		Change in Tract Income Class from 2021 through 2022
	Tract Income Class	Minority Tract	Tract Income Class	Minority Tract	
48401950102			UPPER	NO	Not Applicable
48401950200	UPPER	NO	MIDDLE	NO	UPPER to MIDDLE
48401950300	MIDDLE	NO	MIDDLE	NO	No Change
48401950400	MIDDLE	NO	MIDDLE	NO	No Change
48401950501	MIDDLE	NO	MIDDLE	NO	No Change
48401950502	MIDDLE	NO	MIDDLE	NO	No Change
48401950600	UPPER	NO	MIDDLE	NO	UPPER to MIDDLE
48401950700	MIDDLE	NO	MODERATE	YES	MIDDLE to MODERATE
48401950800	MIDDLE	YES	MIDDLE	YES	No Change
48401950900	MIDDLE	NO	MIDDLE	NO	No Change
48401951000	MIDDLE	NO	MODERATE	NO	MIDDLE to MODERATE
48401951100	MIDDLE	NO	MIDDLE	NO	No Change
48401951200	MODERATE	NO	MIDDLE	NO	MODERATE to MIDDLE

Rusk, TEXAS

Census Tract	2021		2022		Change in Tract Income Class from 2021 through 2022
	Tract Income Class	Minority Tract	Tract Income Class	Minority Tract	
48401950100	MIDDLE	NO			Not Applicable
48401950101			UPPER	NO	Not Applicable



Rusk, TEXAS

Census Tract	2021		2022		Change in Tract Income Class from 2021 through 2022
	Tract Income Class	Minority Tract	Tract Income Class	Minority Tract	

Summary Data: Rusk	2021	2022
Number of Census Tracts	13	14
Number of Minority Tracts	1	2
Percentage of Minority Tracts	7.69%	14.29%
Number of Low Income Tracts	0	0
Percentage of Low Income Tracts	0.00%	0.00%
Number of Moderate Income Tracts	1	2
Percentage of Moderate Income Tracts	7.69%	14.29%
Number of Middle Income Tracts	10	10
Percentage of Middle Income Tracts	76.92%	71.43%
Number of Upper Income Tracts	2	2
Percentage of Upper Income Tracts	15.38%	14.29%
Number of NA Income Tracts	0	0
Percentage of NA Income Tracts	0.00%	0.00%

Sabine, TEXAS

Census Tract	2021		2022		Change in Tract Income Class from 2021 through 2022
	Tract Income Class	Minority Tract	Tract Income Class	Minority Tract	

Summary Data: Sabine	2021	2022
Number of Census Tracts	3	3
Number of Minority Tracts	0	0
Percentage of Minority Tracts	0.00%	0.00%
Number of Low Income Tracts	0	0
Percentage of Low Income Tracts	0.00%	0.00%
Number of Moderate Income Tracts	3	0
Percentage of Moderate Income Tracts	100.00%	0.00%
Number of Middle Income Tracts	0	3
Percentage of Middle Income Tracts	0.00%	100.00%
Number of Upper Income Tracts	0	0
Percentage of Upper Income Tracts	0.00%	0.00%
Number of NA Income Tracts	0	0
Percentage of NA Income Tracts	0.00%	0.00%

Sabine, TEXAS

Census Tract	2021		2022		Change in Tract Income Class from 2021 through 2022
	Tract Income Class	Minority Tract	Tract Income Class	Minority Tract	
48403950100	MODERATE	NO	MIDDLE	NO	MODERATE to MIDDLE
48403950200	MODERATE	NO	MIDDLE	NO	MODERATE to MIDDLE
48403950300	MODERATE	NO	MIDDLE	NO	MODERATE to MIDDLE

San Augustine, TEXAS

Census Tract	2021		2022		Change in Tract Income Class from 2021 through 2022
	Tract Income Class	Minority Tract	Tract Income Class	Minority Tract	
48405950100	MIDDLE	NO	MODERATE	NO	MIDDLE to MODERATE
48405950200	MODERATE	YES	MODERATE	YES	No Change
48405950300	MIDDLE	NO	MIDDLE	NO	No Change



San Augustine, TEXAS

Census Tract	2021		2022		Change in Tract Income Class from 2021 through 2022
	Tract Income Class	Minority Tract	Tract Income Class	Minority Tract	

Summary Data: San Augustine	2021	2022
Number of Census Tracts	3	3
Number of Minority Tracts	1	1
Percentage of Minority Tracts	33.33%	33.33%
Number of Low Income Tracts	0	0
Percentage of Low Income Tracts	0.00%	0.00%
Number of Moderate Income Tracts	1	2
Percentage of Moderate Income Tracts	33.33%	66.67%
Number of Middle Income Tracts	2	1
Percentage of Middle Income Tracts	66.67%	33.33%
Number of Upper Income Tracts	0	0
Percentage of Upper Income Tracts	0.00%	0.00%
Number of NA Income Tracts	0	0
Percentage of NA Income Tracts	0.00%	0.00%

San Jacinto, TEXAS

Census Tract	2021		2022		Change in Tract Income Class from 2021 through 2022
	Tract Income Class	Minority Tract	Tract Income Class	Minority Tract	
48407200104			MODERATE	NO	Not Applicable
48407200105			MODERATE	NO	Not Applicable
48407200106			MIDDLE	NO	Not Applicable
48407200107			MIDDLE	NO	Not Applicable
48407200200	MIDDLE	NO			Not Applicable
48407200201			MIDDLE	NO	Not Applicable
48407200202			MIDDLE	NO	Not Applicable
48407200300	MIDDLE	NO			Not Applicable
48407200301			MIDDLE	NO	Not Applicable
48407200302			MIDDLE	NO	Not Applicable

San Jacinto, TEXAS

Census Tract	2021		2022		Change in Tract Income Class from 2021 through 2022
	Tract Income Class	Minority Tract	Tract Income Class	Minority Tract	
48407200101	MODERATE	NO			Not Applicable
48407200102	MIDDLE	NO			Not Applicable
48407200103			UPPER	NO	Not Applicable



San Jacinto, TEXAS

Census Tract	2021		2022		Change in Tract Income Class from 2021 through 2022
	Tract Income Class	Minority Tract	Tract Income Class	Minority Tract	
Summary Data: San Jacinto					
	2021	2022			
Number of Census Tracts	4	9			
Number of Minority Tracts	0	0			
Percentage of Minority Tracts	0.00%	0.00%			
Number of Low Income Tracts	0	0			
Percentage of Low Income Tracts	0.00%	0.00%			
Number of Moderate Income Tracts	1	2			
Percentage of Moderate Income Tracts	25.00%	22.22%			
Number of Middle Income Tracts	3	6			
Percentage of Middle Income Tracts	75.00%	66.67%			
Number of Upper Income Tracts	0	1			
Percentage of Upper Income Tracts	0.00%	11.11%			
Number of NA Income Tracts	0	0			
Percentage of NA Income Tracts	0.00%	0.00%			

San Patricio, TEXAS

Census Tract	2021		2022		Change in Tract Income Class from 2021 through 2022
	Tract Income Class	Minority Tract	Tract Income Class	Minority Tract	
48409010201	MIDDLE	NO	MIDDLE	NO	No Change
48409010202	MODERATE	NO	MIDDLE	YES	MODERATE to MIDDLE
48409010301	UPPER	NO	MIDDLE	YES	UPPER to MIDDLE

San Patricio, TEXAS

Census Tract	2021		2022		Change in Tract Income Class from 2021 through 2022
	Tract Income Class	Minority Tract	Tract Income Class	Minority Tract	
48409010302	MIDDLE	NO	MIDDLE	YES	No Change
48409010500	MIDDLE	YES	MODERATE	YES	MIDDLE to MODERATE
48409010601	MIDDLE	YES	MIDDLE	YES	No Change
48409010602	MIDDLE	YES	MIDDLE	YES	No Change
48409010603	UPPER	NO	UPPER	NO	No Change
48409010604	UPPER	NO	UPPER	NO	No Change
48409010700	UPPER	NO	UPPER	YES	No Change
48409010800	MODERATE	YES	MODERATE	YES	No Change
48409010900	MIDDLE	YES	UPPER	YES	MIDDLE to UPPER
48409011000	MIDDLE	YES	MODERATE	YES	MIDDLE to MODERATE
48409011100	MODERATE	YES	MODERATE	YES	No Change
48409011200	MODERATE	YES	MIDDLE	YES	MODERATE to MIDDLE
48409011300	MODERATE	YES	MODERATE	YES	No Change



San Patricio, TEXAS

Census Tract	2021		2022		Change in Tract Income Class from 2021 through 2022
	Tract Income Class	Minority Tract	Tract Income Class	Minority Tract	

Summary Data: San Patricio	2021	2022
Number of Census Tracts	16	16
Number of Minority Tracts	9	13
Percentage of Minority Tracts	56.25%	81.25%
Number of Low Income Tracts	0	0
Percentage of Low Income Tracts	0.00%	0.00%
Number of Moderate Income Tracts	5	5
Percentage of Moderate Income Tracts	31.25%	31.25%
Number of Middle Income Tracts	7	7
Percentage of Middle Income Tracts	43.75%	43.75%
Number of Upper Income Tracts	4	4
Percentage of Upper Income Tracts	25.00%	25.00%
Number of NA Income Tracts	0	0
Percentage of NA Income Tracts	0.00%	0.00%

San Saba, TEXAS

Census Tract	2021		2022		Change in Tract Income Class from 2021 through 2022
	Tract Income Class	Minority Tract	Tract Income Class	Minority Tract	
48411950100	MODERATE	NO	MIDDLE	NO	MODERATE to MIDDLE
48411950200	MIDDLE	NO	MIDDLE	NO	No Change

San Saba, TEXAS

Census Tract	2021		2022		Change in Tract Income Class from 2021 through 2022
	Tract Income Class	Minority Tract	Tract Income Class	Minority Tract	

Summary Data: San Saba	2021	2022
Number of Census Tracts	2	2
Number of Minority Tracts	0	0
Percentage of Minority Tracts	0.00%	0.00%
Number of Low Income Tracts	0	0
Percentage of Low Income Tracts	0.00%	0.00%
Number of Moderate Income Tracts	1	0
Percentage of Moderate Income Tracts	50.00%	0.00%
Number of Middle Income Tracts	1	2
Percentage of Middle Income Tracts	50.00%	100.00%
Number of Upper Income Tracts	0	0
Percentage of Upper Income Tracts	0.00%	0.00%
Number of NA Income Tracts	0	0
Percentage of NA Income Tracts	0.00%	0.00%

Schleicher, TEXAS

Census Tract	2021		2022		Change in Tract Income Class from 2021 through 2022
	Tract Income Class	Minority Tract	Tract Income Class	Minority Tract	
48413950300	UPPER	YES	MIDDLE	YES	UPPER to MIDDLE



Schleicher, TEXAS

Census Tract	2021		2022		Change in Tract Income Class from 2021 through 2022
	Tract Income Class	Minority Tract	Tract Income Class	Minority Tract	

Summary Data: Schleicher	2021	2022
Number of Census Tracts	1	1
Number of Minority Tracts	1	1
Percentage of Minority Tracts	100.00%	100.00%
Number of Low Income Tracts	0	0
Percentage of Low Income Tracts	0.00%	0.00%
Number of Moderate Income Tracts	0	0
Percentage of Moderate Income Tracts	0.00%	0.00%
Number of Middle Income Tracts	0	1
Percentage of Middle Income Tracts	0.00%	100.00%
Number of Upper Income Tracts	1	0
Percentage of Upper Income Tracts	100.00%	0.00%
Number of NA Income Tracts	0	0
Percentage of NA Income Tracts	0.00%	0.00%

Scurry, TEXAS

Census Tract	2021		2022		Change in Tract Income Class from 2021 through 2022
	Tract Income Class	Minority Tract	Tract Income Class	Minority Tract	
48415950100	MIDDLE	YES	MIDDLE	YES	No Change
48415950200	UPPER	NO	UPPER	NO	No Change
48415950300	UPPER	NO	UPPER	NO	No Change

Scurry, TEXAS

Census Tract	2021		2022		Change in Tract Income Class from 2021 through 2022
	Tract Income Class	Minority Tract	Tract Income Class	Minority Tract	
48415950600	MIDDLE	NO	MIDDLE	YES	No Change

Summary Data: Scurry	2021	2022
Number of Census Tracts	4	4
Number of Minority Tracts	1	2
Percentage of Minority Tracts	25.00%	50.00%
Number of Low Income Tracts	0	0
Percentage of Low Income Tracts	0.00%	0.00%
Number of Moderate Income Tracts	0	0
Percentage of Moderate Income Tracts	0.00%	0.00%
Number of Middle Income Tracts	2	2
Percentage of Middle Income Tracts	50.00%	50.00%
Number of Upper Income Tracts	2	2
Percentage of Upper Income Tracts	50.00%	50.00%
Number of NA Income Tracts	0	0
Percentage of NA Income Tracts	0.00%	0.00%

Shackelford, TEXAS

Census Tract	2021		2022		Change in Tract Income Class from 2021 through 2022
	Tract Income Class	Minority Tract	Tract Income Class	Minority Tract	
48417950300	MIDDLE	NO	MIDDLE	NO	No Change



Shackelford, TEXAS

Census Tract	2021		2022		Change in Tract Income Class from 2021 through 2022
	Tract Income Class	Minority Tract	Tract Income Class	Minority Tract	

Summary Data: Shackelford	2021	2022
Number of Census Tracts	1	1
Number of Minority Tracts	0	0
Percentage of Minority Tracts	0.00%	0.00%
Number of Low Income Tracts	0	0
Percentage of Low Income Tracts	0.00%	0.00%
Number of Moderate Income Tracts	0	0
Percentage of Moderate Income Tracts	0.00%	0.00%
Number of Middle Income Tracts	1	1
Percentage of Middle Income Tracts	100.00%	100.00%
Number of Upper Income Tracts	0	0
Percentage of Upper Income Tracts	0.00%	0.00%
Number of NA Income Tracts	0	0
Percentage of NA Income Tracts	0.00%	0.00%

Shelby, TEXAS

Census Tract	2021		2022		Change in Tract Income Class from 2021 through 2022
	Tract Income Class	Minority Tract	Tract Income Class	Minority Tract	
48419950100	MIDDLE	NO	MODERATE	NO	MIDDLE to MODERATE
48419950200	MODERATE	NO	MIDDLE	NO	MODERATE to MIDDLE
48419950300	MODERATE	NO	MIDDLE	NO	MODERATE to MIDDLE

Shelby, TEXAS

Census Tract	2021		2022		Change in Tract Income Class from 2021 through 2022
	Tract Income Class	Minority Tract	Tract Income Class	Minority Tract	
48419950400	MIDDLE	YES			Not Applicable
48419950401			MODERATE	YES	Not Applicable
48419950402			MODERATE	YES	Not Applicable
48419950500	UPPER	NO	MIDDLE	NO	UPPER to MIDDLE
48419950600	MIDDLE	NO	MIDDLE	NO	No Change

Summary Data: Shelby	2021	2022
Number of Census Tracts	6	7
Number of Minority Tracts	1	2
Percentage of Minority Tracts	16.67%	28.57%
Number of Low Income Tracts	0	0
Percentage of Low Income Tracts	0.00%	0.00%
Number of Moderate Income Tracts	2	3
Percentage of Moderate Income Tracts	33.33%	42.86%
Number of Middle Income Tracts	3	4
Percentage of Middle Income Tracts	50.00%	57.14%
Number of Upper Income Tracts	1	0
Percentage of Upper Income Tracts	16.67%	0.00%
Number of NA Income Tracts	0	0
Percentage of NA Income Tracts	0.00%	0.00%



Sherman, TEXAS

Census Tract	2021		2022		Change in Tract Income Class from 2021 through 2022
	Tract Income Class	Minority Tract	Tract Income Class	Minority Tract	
48421950200	MIDDLE	NO	MIDDLE	YES	No Change

Summary Data: Sherman	2021	2022
Number of Census Tracts	1	1
Number of Minority Tracts	0	1
Percentage of Minority Tracts	0.00%	100.00%
Number of Low Income Tracts	0	0
Percentage of Low Income Tracts	0.00%	0.00%
Number of Moderate Income Tracts	0	0
Percentage of Moderate Income Tracts	0.00%	0.00%
Number of Middle Income Tracts	1	1
Percentage of Middle Income Tracts	100.00%	100.00%
Number of Upper Income Tracts	0	0
Percentage of Upper Income Tracts	0.00%	0.00%
Number of NA Income Tracts	0	0
Percentage of NA Income Tracts	0.00%	0.00%

Smith, TEXAS

Census Tract	2021		2022		Change in Tract Income Class from 2021 through 2022
	Tract Income Class	Minority Tract	Tract Income Class	Minority Tract	
48423000100	MODERATE	YES	MODERATE	YES	No Change
48423000201	MODERATE	YES	MODERATE	YES	No Change

Smith, TEXAS

Census Tract	2021		2022		Change in Tract Income Class from 2021 through 2022
	Tract Income Class	Minority Tract	Tract Income Class	Minority Tract	
48423000202	MODERATE	YES	MODERATE	YES	No Change
48423000300	MODERATE	YES	MODERATE	YES	No Change
48423000400	MODERATE	YES	MODERATE	YES	No Change
48423000500	LOW	YES	MODERATE	YES	LOW to MODERATE
48423000600	LOW	YES	MODERATE	YES	LOW to MODERATE
48423000700	MODERATE	YES	LOW	YES	MODERATE to LOW
48423000800	MODERATE	YES	MIDDLE	YES	MODERATE to MIDDLE
48423000900	MIDDLE	YES	MODERATE	YES	MIDDLE to MODERATE
48423001000	UPPER	NO	MIDDLE	NO	UPPER to MIDDLE
48423001101	MIDDLE	NO	MIDDLE	NO	No Change
48423001102	UPPER	NO	UPPER	NO	No Change
48423001200	MIDDLE	NO	MIDDLE	NO	No Change
48423001300	MIDDLE	NO	MIDDLE	NO	No Change
48423001401	MIDDLE	NO			Not Applicable
48423001403	MIDDLE	NO			Not Applicable
48423001404	MIDDLE	NO	UPPER	NO	MIDDLE to UPPER
48423001405			MODERATE	NO	Not Applicable
48423001406			UPPER	NO	Not Applicable
48423001407			MIDDLE	NO	Not Applicable
48423001408			MIDDLE	NO	Not Applicable
48423001500	MIDDLE	NO			Not Applicable
48423001501			NA	NO	Not Applicable
48423001502			MIDDLE	NO	Not Applicable
48423001601	MIDDLE	YES			Not Applicable
48423001602	MIDDLE	NO	MIDDLE	NO	No Change
48423001604	MODERATE	YES			Not Applicable
48423001605			UPPER	YES	Not Applicable



Smith, TEXAS

Census Tract	2021		2022		Change in Tract Income Class from 2021 through 2022
	Tract Income Class	Minority Tract	Tract Income Class	Minority Tract	
48423001606			MODERATE	YES	Not Applicable
48423001607			MIDDLE	YES	Not Applicable
48423001608			MODERATE	YES	Not Applicable
48423001700	MODERATE	YES			Not Applicable
48423001701			MODERATE	YES	Not Applicable
48423001702			MIDDLE	YES	Not Applicable
48423001801	MODERATE	YES			Not Applicable
48423001802	MIDDLE	NO			Not Applicable
48423001803	UPPER	NO	UPPER	NO	No Change
48423001804			MIDDLE	YES	Not Applicable
48423001805			MIDDLE	NO	Not Applicable
48423001806			MIDDLE	NO	Not Applicable
48423001807			MIDDLE	NO	Not Applicable
48423001901	MIDDLE	NO			Not Applicable
48423001905	UPPER	NO			Not Applicable
48423001906	UPPER	NO	UPPER	NO	No Change
48423001907	UPPER	NO			Not Applicable
48423001908	UPPER	NO			Not Applicable
48423001909			UPPER	NO	Not Applicable
48423001910			MODERATE	NO	Not Applicable
48423001911			MODERATE	NO	Not Applicable
48423001912			MIDDLE	NO	Not Applicable
48423001913			UPPER	NO	Not Applicable
48423001914			MIDDLE	NO	Not Applicable
48423001915			UPPER	NO	Not Applicable
48423001916			UPPER	NO	Not Applicable
48423001917			MIDDLE	NO	Not Applicable

Smith, TEXAS

Census Tract	2021		2022		Change in Tract Income Class from 2021 through 2022
	Tract Income Class	Minority Tract	Tract Income Class	Minority Tract	
48423002003	MODERATE	NO	MODERATE	YES	No Change
48423002004	UPPER	NO	MIDDLE	NO	UPPER to MIDDLE
48423002006	UPPER	NO	UPPER	NO	No Change
48423002007	MIDDLE	NO			Not Applicable
48423002008	UPPER	NO			Not Applicable
48423002009	UPPER	NO	MIDDLE	NO	UPPER to MIDDLE
48423002010			MIDDLE	NO	Not Applicable
48423002011			MIDDLE	NO	Not Applicable
48423002012			UPPER	NO	Not Applicable
48423002013			UPPER	NO	Not Applicable
48423002101	MIDDLE	NO	MODERATE	NO	MIDDLE to MODERATE
48423002102	MIDDLE	NO	UPPER	NO	MIDDLE to UPPER
48423002200	UPPER	NO	MIDDLE	NO	UPPER to MIDDLE
48423980000	NA	NO	NA	NO	No Change



Smith, TEXAS

Census Tract	2021		2022		Change in Tract Income Class from 2021 through 2022
	Tract Income Class	Minority Tract	Tract Income Class	Minority Tract	

Summary Data: Smith	2021	2022
Number of Census Tracts	41	56
Number of Minority Tracts	14	18
Percentage of Minority Tracts	34.15%	32.14%
Number of Low Income Tracts	2	1
Percentage of Low Income Tracts	4.88%	1.79%
Number of Moderate Income Tracts	11	16
Percentage of Moderate Income Tracts	26.83%	28.57%
Number of Middle Income Tracts	15	23
Percentage of Middle Income Tracts	36.59%	41.07%
Number of Upper Income Tracts	12	14
Percentage of Upper Income Tracts	29.27%	25.00%
Number of NA Income Tracts	1	2
Percentage of NA Income Tracts	2.44%	3.57%

Somervell, TEXAS

Census Tract	2021		2022		Change in Tract Income Class from 2021 through 2022
	Tract Income Class	Minority Tract	Tract Income Class	Minority Tract	
48425000100	MIDDLE	NO			Not Applicable
48425000101			MIDDLE	NO	Not Applicable
48425000102			UPPER	NO	Not Applicable

Somervell, TEXAS

Census Tract	2021		2022		Change in Tract Income Class from 2021 through 2022
	Tract Income Class	Minority Tract	Tract Income Class	Minority Tract	
48425000200	MIDDLE	NO	UPPER	NO	MIDDLE to UPPER

Summary Data: Somervell	2021	2022
Number of Census Tracts	2	3
Number of Minority Tracts	0	0
Percentage of Minority Tracts	0.00%	0.00%
Number of Low Income Tracts	0	0
Percentage of Low Income Tracts	0.00%	0.00%
Number of Moderate Income Tracts	0	0
Percentage of Moderate Income Tracts	0.00%	0.00%
Number of Middle Income Tracts	2	1
Percentage of Middle Income Tracts	100.00%	33.33%
Number of Upper Income Tracts	0	2
Percentage of Upper Income Tracts	0.00%	66.67%
Number of NA Income Tracts	0	0
Percentage of NA Income Tracts	0.00%	0.00%

Starr, TEXAS

Census Tract	2021		2022		Change in Tract Income Class from 2021 through 2022
	Tract Income Class	Minority Tract	Tract Income Class	Minority Tract	
48427950101	MODERATE	YES	MODERATE	YES	No Change
48427950104	MODERATE	YES	MIDDLE	YES	MODERATE to MIDDLE



Starr, TEXAS

Census Tract	2021		2022		Change in Tract Income Class from 2021 through 2022
	Tract Income Class	Minority Tract	Tract Income Class	Minority Tract	
48427950105	MODERATE	YES	MODERATE	YES	No Change
48427950106	LOW	YES	MODERATE	YES	LOW to MODERATE
48427950107	LOW	YES	MODERATE	YES	LOW to MODERATE
48427950108	MIDDLE	YES	MIDDLE	YES	No Change
48427950202	MODERATE	YES	MODERATE	YES	No Change
48427950203	LOW	YES	LOW	YES	No Change
48427950204	LOW	YES	LOW	YES	No Change
48427950401	LOW	YES			Not Applicable
48427950402	MODERATE	YES	LOW	YES	MODERATE to LOW
48427950403			MIDDLE	YES	Not Applicable
48427950404			MODERATE	YES	Not Applicable
48427950500	MODERATE	YES	LOW	YES	MODERATE to LOW
48427950600	MODERATE	YES			Not Applicable
48427950601			LOW	YES	Not Applicable
48427950602			MODERATE	YES	Not Applicable
48427950701	LOW	YES	LOW	YES	No Change
48427950702	LOW	YES	LOW	YES	No Change

Starr, TEXAS

Census Tract	2021		2022		Change in Tract Income Class from 2021 through 2022
	Tract Income Class	Minority Tract	Tract Income Class	Minority Tract	

Summary Data: Starr	2021	2022
Number of Census Tracts	15	17
Number of Minority Tracts	15	17
Percentage of Minority Tracts	100.00%	100.00%
Number of Low Income Tracts	7	7
Percentage of Low Income Tracts	46.67%	41.18%
Number of Moderate Income Tracts	7	7
Percentage of Moderate Income Tracts	46.67%	41.18%
Number of Middle Income Tracts	1	3
Percentage of Middle Income Tracts	6.67%	17.65%
Number of Upper Income Tracts	0	0
Percentage of Upper Income Tracts	0.00%	0.00%
Number of NA Income Tracts	0	0
Percentage of NA Income Tracts	0.00%	0.00%

Stephens, TEXAS

Census Tract	2021		2022		Change in Tract Income Class from 2021 through 2022
	Tract Income Class	Minority Tract	Tract Income Class	Minority Tract	
48429950200	MIDDLE	NO	MIDDLE	NO	No Change
48429950300	MODERATE	NO	MIDDLE	NO	MODERATE to MIDDLE
48429950500	UPPER	NO	MIDDLE	NO	UPPER to MIDDLE



Stephens, TEXAS

Census Tract	2021		2022		Change in Tract Income Class from 2021 through 2022
	Tract Income Class	Minority Tract	Tract Income Class	Minority Tract	

Summary Data: Stephens	2021	2022
Number of Census Tracts	3	3
Number of Minority Tracts	0	0
Percentage of Minority Tracts	0.00%	0.00%
Number of Low Income Tracts	0	0
Percentage of Low Income Tracts	0.00%	0.00%
Number of Moderate Income Tracts	1	0
Percentage of Moderate Income Tracts	33.33%	0.00%
Number of Middle Income Tracts	1	3
Percentage of Middle Income Tracts	33.33%	100.00%
Number of Upper Income Tracts	1	0
Percentage of Upper Income Tracts	33.33%	0.00%
Number of NA Income Tracts	0	0
Percentage of NA Income Tracts	0.00%	0.00%

Sterling, TEXAS

Census Tract	2021		2022		Change in Tract Income Class from 2021 through 2022
	Tract Income Class	Minority Tract	Tract Income Class	Minority Tract	

Summary Data: Sterling	2021	2022
Number of Census Tracts	1	1
Number of Minority Tracts	0	0
Percentage of Minority Tracts	0.00%	0.00%
Number of Low Income Tracts	0	0
Percentage of Low Income Tracts	0.00%	0.00%
Number of Moderate Income Tracts	0	0
Percentage of Moderate Income Tracts	0.00%	0.00%
Number of Middle Income Tracts	1	1
Percentage of Middle Income Tracts	100.00%	100.00%
Number of Upper Income Tracts	0	0
Percentage of Upper Income Tracts	0.00%	0.00%
Number of NA Income Tracts	0	0
Percentage of NA Income Tracts	0.00%	0.00%

Sterling, TEXAS

Census Tract	2021		2022		Change in Tract Income Class from 2021 through 2022
	Tract Income Class	Minority Tract	Tract Income Class	Minority Tract	
48431950100	MIDDLE	NO	MIDDLE	NO	No Change

Stonewall, TEXAS

Census Tract	2021		2022		Change in Tract Income Class from 2021 through 2022
	Tract Income Class	Minority Tract	Tract Income Class	Minority Tract	
48433950300	MIDDLE	NO	MIDDLE	NO	No Change



Stonewall, TEXAS

Census Tract	2021		2022		Change in Tract Income Class from 2021 through 2022
	Tract Income Class	Minority Tract	Tract Income Class	Minority Tract	

Summary Data: Stonewall	2021	2022
Number of Census Tracts	1	1
Number of Minority Tracts	0	0
Percentage of Minority Tracts	0.00%	0.00%
Number of Low Income Tracts	0	0
Percentage of Low Income Tracts	0.00%	0.00%
Number of Moderate Income Tracts	0	0
Percentage of Moderate Income Tracts	0.00%	0.00%
Number of Middle Income Tracts	1	1
Percentage of Middle Income Tracts	100.00%	100.00%
Number of Upper Income Tracts	0	0
Percentage of Upper Income Tracts	0.00%	0.00%
Number of NA Income Tracts	0	0
Percentage of NA Income Tracts	0.00%	0.00%

Sutton, TEXAS

Census Tract	2021		2022		Change in Tract Income Class from 2021 through 2022
	Tract Income Class	Minority Tract	Tract Income Class	Minority Tract	

Summary Data: Sutton	2021	2022
Number of Census Tracts	1	1
Number of Minority Tracts	1	1
Percentage of Minority Tracts	100.00%	100.00%
Number of Low Income Tracts	0	0
Percentage of Low Income Tracts	0.00%	0.00%
Number of Moderate Income Tracts	0	0
Percentage of Moderate Income Tracts	0.00%	0.00%
Number of Middle Income Tracts	1	1
Percentage of Middle Income Tracts	100.00%	100.00%
Number of Upper Income Tracts	0	0
Percentage of Upper Income Tracts	0.00%	0.00%
Number of NA Income Tracts	0	0
Percentage of NA Income Tracts	0.00%	0.00%

Sutton, TEXAS

Census Tract	2021		2022		Change in Tract Income Class from 2021 through 2022
	Tract Income Class	Minority Tract	Tract Income Class	Minority Tract	
48435950300	MIDDLE	YES	MIDDLE	YES	No Change

Swisher, TEXAS

Census Tract	2021		2022		Change in Tract Income Class from 2021 through 2022
	Tract Income Class	Minority Tract	Tract Income Class	Minority Tract	
48437950200	MIDDLE	NO	MIDDLE	NO	No Change
48437950300	MIDDLE	YES	MODERATE	YES	MIDDLE to MODERATE
48437950400	MIDDLE	NO	MODERATE	YES	MIDDLE to MODERATE



Swisher, TEXAS

Census Tract	2021		2022		Change in Tract Income Class from 2021 through 2022
	Tract Income Class	Minority Tract	Tract Income Class	Minority Tract	

Summary Data: Swisher	2021	2022
Number of Census Tracts	3	3
Number of Minority Tracts	1	2
Percentage of Minority Tracts	33.33%	66.67%
Number of Low Income Tracts	0	0
Percentage of Low Income Tracts	0.00%	0.00%
Number of Moderate Income Tracts	0	2
Percentage of Moderate Income Tracts	0.00%	66.67%
Number of Middle Income Tracts	3	1
Percentage of Middle Income Tracts	100.00%	33.33%
Number of Upper Income Tracts	0	0
Percentage of Upper Income Tracts	0.00%	0.00%
Number of NA Income Tracts	0	0
Percentage of NA Income Tracts	0.00%	0.00%

Tarrant, TEXAS

Census Tract	2021		2022		Change in Tract Income Class from 2021 through 2022
	Tract Income Class	Minority Tract	Tract Income Class	Minority Tract	
48439100101	MODERATE	YES	MODERATE	YES	No Change
48439100102	MODERATE	YES	MODERATE	YES	No Change
48439100201	LOW	YES	LOW	YES	No Change

Tarrant, TEXAS

Census Tract	2021		2022		Change in Tract Income Class from 2021 through 2022
	Tract Income Class	Minority Tract	Tract Income Class	Minority Tract	
48439100202	MODERATE	YES	MODERATE	YES	No Change
48439100300	LOW	YES	MODERATE	YES	LOW to MODERATE
48439100400	LOW	YES			Not Applicable
48439100401			MODERATE	YES	Not Applicable
48439100402			MODERATE	YES	Not Applicable
48439100501	MODERATE	YES			Not Applicable
48439100502	MODERATE	YES			Not Applicable
48439100503			MODERATE	YES	Not Applicable
48439100504			MODERATE	YES	Not Applicable
48439100505			MODERATE	YES	Not Applicable
48439100506			MODERATE	YES	Not Applicable
48439100601	MIDDLE	NO	MIDDLE	NO	No Change
48439100602	MIDDLE	YES	MODERATE	YES	MIDDLE to MODERATE
48439100700	LOW	YES	MODERATE	YES	LOW to MODERATE
48439100800	MODERATE	YES	MODERATE	YES	No Change
48439100900	LOW	YES	MODERATE	YES	LOW to MODERATE
48439101201	MODERATE	YES	MODERATE	YES	No Change
48439101202	LOW	YES	MODERATE	YES	LOW to MODERATE
48439101301	MIDDLE	YES	MIDDLE	YES	No Change
48439101302	MODERATE	YES	MODERATE	YES	No Change
48439101401	MIDDLE	YES	MIDDLE	YES	No Change
48439101402	LOW	YES	MODERATE	YES	LOW to MODERATE
48439101403	LOW	YES	LOW	YES	No Change
48439101500	MODERATE	YES	MODERATE	YES	No Change
48439101700	LOW	YES	LOW	YES	No Change
48439102000	UPPER	NO	UPPER	NO	No Change
48439102100	UPPER	NO			Not Applicable



Tarrant, TEXAS

Census Tract	2021		2022		Change in Tract Income Class from 2021 through 2022
	Tract Income Class	Minority Tract	Tract Income Class	Minority Tract	
48439102101			UPPER	NO	Not Applicable
48439102102			UPPER	NO	Not Applicable
48439102201	MIDDLE	NO	UPPER	NO	MIDDLE to UPPER
48439102202	UPPER	NO	UPPER	NO	No Change
48439102301	MODERATE	YES	MODERATE	YES	No Change
48439102302	MODERATE	YES	MODERATE	YES	No Change
48439102401	MIDDLE	NO	MIDDLE	NO	No Change
48439102402	UPPER	NO	UPPER	NO	No Change
48439102500	LOW	YES	MODERATE	YES	LOW to MODERATE
48439102601	MODERATE	YES	MODERATE	YES	No Change
48439102602	MIDDLE	YES	MIDDLE	YES	No Change
48439102700	UPPER	NO	MIDDLE	NO	UPPER to MIDDLE
48439102800	UPPER	NO			Not Applicable
48439103500	LOW	YES	MODERATE	YES	LOW to MODERATE
48439103601	LOW	YES	LOW	YES	No Change
48439103602	MIDDLE	YES	MODERATE	YES	MIDDLE to MODERATE
48439103701	LOW	YES	MODERATE	YES	LOW to MODERATE
48439103702	LOW	YES	LOW	YES	No Change
48439103800	LOW	YES	LOW	YES	No Change
48439104100	UPPER	NO	UPPER	NO	No Change
48439104201	UPPER	NO			Not Applicable
48439104202	UPPER	NO	UPPER	NO	No Change
48439104203			UPPER	YES	Not Applicable
48439104204			UPPER	NO	Not Applicable
48439104300	UPPER	NO			Not Applicable
48439104301			MIDDLE	NO	Not Applicable
48439104302			UPPER	NO	Not Applicable

Tarrant, TEXAS

Census Tract	2021		2022		Change in Tract Income Class from 2021 through 2022
	Tract Income Class	Minority Tract	Tract Income Class	Minority Tract	
48439104400	MIDDLE	YES	MIDDLE	YES	No Change
48439104502	LOW	YES	MODERATE	YES	LOW to MODERATE
48439104503	MODERATE	YES	MODERATE	YES	No Change
48439104504	LOW	YES	MODERATE	YES	LOW to MODERATE
48439104505	LOW	YES	LOW	YES	No Change
48439104601	MODERATE	YES	MODERATE	YES	No Change
48439104602	LOW	YES	MODERATE	YES	LOW to MODERATE
48439104603	MODERATE	YES	MODERATE	YES	No Change
48439104604	LOW	YES	MODERATE	YES	LOW to MODERATE
48439104605	MODERATE	YES	LOW	YES	MODERATE to LOW
48439104701	LOW	YES	MODERATE	YES	LOW to MODERATE
48439104702	LOW	YES	LOW	YES	No Change
48439104802	MODERATE	YES	MODERATE	YES	No Change
48439104803	MODERATE	YES	LOW	YES	MODERATE to LOW
48439104804	LOW	YES	MODERATE	YES	LOW to MODERATE
48439104900	MODERATE	YES	MODERATE	YES	No Change
48439105001	LOW	YES			Not Applicable
48439105006	MODERATE	YES			Not Applicable
48439105007	MIDDLE	NO	MIDDLE	YES	No Change
48439105008	MIDDLE	YES	MODERATE	YES	MIDDLE to MODERATE
48439105009			MODERATE	YES	Not Applicable
48439105201	LOW	YES	LOW	YES	No Change
48439105203	MODERATE	NO	MODERATE	NO	No Change
48439105204	LOW	YES	LOW	YES	No Change
48439105205	LOW	YES			Not Applicable
48439105206			LOW	YES	Not Applicable
48439105207			LOW	YES	Not Applicable



Tarrant, TEXAS

Census Tract	2021		2022		Change in Tract Income Class from 2021 through 2022
	Tract Income Class	Minority Tract	Tract Income Class	Minority Tract	
48439105403	UPPER	NO	UPPER	NO	No Change
48439105404	UPPER	NO	UPPER	NO	No Change
48439105405	UPPER	NO	UPPER	NO	No Change
48439105406	UPPER	NO			Not Applicable
48439105407			MIDDLE	NO	Not Applicable
48439105408			UPPER	NO	Not Applicable
48439105502	MIDDLE	NO	MIDDLE	YES	No Change
48439105503	MIDDLE	NO	MIDDLE	NO	No Change
48439105505	MIDDLE	NO	MIDDLE	YES	No Change
48439105507	UPPER	NO			Not Applicable
48439105508	MIDDLE	NO			Not Applicable
48439105510	MIDDLE	YES			Not Applicable
48439105511	MODERATE	YES	MODERATE	YES	No Change
48439105512	MIDDLE	NO	MIDDLE	YES	No Change
48439105513	LOW	YES	LOW	YES	No Change
48439105514	MODERATE	YES	MODERATE	YES	No Change
48439105515			MIDDLE	YES	Not Applicable
48439105516			MIDDLE	YES	Not Applicable
48439105517			MODERATE	YES	Not Applicable
48439105518			MIDDLE	NO	Not Applicable
48439105519			UPPER	NO	Not Applicable
48439105520			UPPER	NO	Not Applicable
48439105600	MIDDLE	YES	MIDDLE	YES	No Change
48439105701	MIDDLE	YES	MIDDLE	YES	No Change
48439105703	MIDDLE	YES	MIDDLE	YES	No Change
48439105704	MODERATE	YES			Not Applicable
48439105705			MODERATE	YES	Not Applicable

Tarrant, TEXAS

Census Tract	2021		2022		Change in Tract Income Class from 2021 through 2022
	Tract Income Class	Minority Tract	Tract Income Class	Minority Tract	
48439105706			MODERATE	YES	Not Applicable
48439105800	MODERATE	YES	MODERATE	YES	No Change
48439105901	LOW	YES	MODERATE	YES	LOW to MODERATE
48439105902	LOW	YES	LOW	YES	No Change
48439106001	MODERATE	YES			Not Applicable
48439106002	MODERATE	YES	MODERATE	YES	No Change
48439106004	MODERATE	YES	MODERATE	YES	No Change
48439106005			MIDDLE	YES	Not Applicable
48439106006			MODERATE	YES	Not Applicable
48439106101	MODERATE	YES	MODERATE	YES	No Change
48439106102	LOW	YES	LOW	YES	No Change
48439106201	LOW	YES	MODERATE	YES	LOW to MODERATE
48439106202	LOW	YES	LOW	YES	No Change
48439106300	MODERATE	YES	MODERATE	YES	No Change
48439106400	MODERATE	YES	MODERATE	YES	No Change
48439106502	MODERATE	YES	MODERATE	YES	No Change
48439106503	MODERATE	YES	MODERATE	YES	No Change
48439106507	MIDDLE	NO	MODERATE	NO	MIDDLE to MODERATE
48439106509	MIDDLE	YES	UPPER	YES	MIDDLE to UPPER
48439106510	MIDDLE	YES			Not Applicable
48439106511	MODERATE	YES			Not Applicable
48439106512	MIDDLE	YES	MIDDLE	YES	No Change
48439106513	MODERATE	YES	MODERATE	YES	No Change
48439106514	MODERATE	YES	MIDDLE	YES	MODERATE to MIDDLE
48439106515	MODERATE	YES	MODERATE	YES	No Change
48439106516	LOW	YES			Not Applicable
48439106517	MODERATE	YES			Not Applicable



GeoDataVision Report D-1 Census Tract Reference Book 2021/2022: TEXAS

Tarrant, TEXAS

Census Tract	2021		2022		Change in Tract Income Class from 2021 through 2022
	Tract Income Class	Minority Tract	Tract Income Class	Minority Tract	
48439106518	MIDDLE	YES	MODERATE	YES	MIDDLE to MODERATE
48439106519			NA	YES	Not Applicable
48439106520			MODERATE	YES	Not Applicable
48439106521			MIDDLE	YES	Not Applicable
48439106522			MODERATE	YES	Not Applicable
48439106523			MODERATE	YES	Not Applicable
48439106524			MIDDLE	YES	Not Applicable
48439106525			UPPER	YES	Not Applicable
48439106526			UPPER	YES	Not Applicable
48439106600	LOW	NO	LOW	YES	No Change
48439106700	MODERATE	NO	MIDDLE	NO	MODERATE to MIDDLE
48439110101	MODERATE	YES			Not Applicable
48439110102	MODERATE	YES	MODERATE	YES	No Change
48439110103			MODERATE	YES	Not Applicable
48439110104			MIDDLE	YES	Not Applicable
48439110202	MIDDLE	YES	MODERATE	YES	MIDDLE to MODERATE
48439110203	MIDDLE	YES			Not Applicable
48439110204	MIDDLE	YES	MODERATE	YES	MIDDLE to MODERATE
48439110205			MIDDLE	YES	Not Applicable
48439110206			MODERATE	YES	Not Applicable
48439110301	LOW	YES	MODERATE	YES	LOW to MODERATE
48439110302	MODERATE	YES	MODERATE	YES	No Change
48439110401	MODERATE	NO	MIDDLE	NO	MODERATE to MIDDLE
48439110402	MODERATE	YES	MODERATE	YES	No Change
48439110500	MODERATE	YES	MODERATE	YES	No Change
48439110600	MIDDLE	NO	MODERATE	NO	MIDDLE to MODERATE
48439110701	MODERATE	NO			Not Applicable

Tarrant, TEXAS

Census Tract	2021		2022		Change in Tract Income Class from 2021 through 2022
	Tract Income Class	Minority Tract	Tract Income Class	Minority Tract	
48439110703	MIDDLE	NO	MODERATE	NO	MIDDLE to MODERATE
48439110704	MODERATE	NO	MIDDLE	NO	MODERATE to MIDDLE
48439110705			MIDDLE	NO	Not Applicable
48439110706			MODERATE	YES	Not Applicable
48439110805	MIDDLE	NO	MIDDLE	NO	No Change
48439110806	MIDDLE	NO	UPPER	NO	MIDDLE to UPPER
48439110807	MIDDLE	NO	MIDDLE	NO	No Change
48439110808	UPPER	NO	UPPER	NO	No Change
48439110809	UPPER	NO	UPPER	NO	No Change
48439110901	UPPER	NO	UPPER	NO	No Change
48439110903	MIDDLE	NO	UPPER	NO	MIDDLE to UPPER
48439110905	MIDDLE	NO	UPPER	NO	MIDDLE to UPPER
48439110906	MIDDLE	NO	MIDDLE	NO	No Change
48439110907	UPPER	NO	UPPER	NO	No Change
48439111003	MIDDLE	YES	MIDDLE	YES	No Change
48439111005	MODERATE	YES			Not Applicable
48439111008	MIDDLE	NO			Not Applicable
48439111010	UPPER	NO	MIDDLE	NO	UPPER to MIDDLE
48439111011	MIDDLE	YES			Not Applicable
48439111012	MIDDLE	YES			Not Applicable
48439111013	MIDDLE	YES			Not Applicable
48439111015	MIDDLE	NO	MODERATE	NO	MIDDLE to MODERATE
48439111016	UPPER	NO			Not Applicable
48439111017	UPPER	NO			Not Applicable
48439111018	UPPER	NO	UPPER	NO	No Change
48439111019			MODERATE	YES	Not Applicable
48439111020			MODERATE	YES	Not Applicable



GeoDataVision Report D-1 Census Tract Reference Book 2021/2022: TEXAS

Tarrant, TEXAS

Census Tract	2021		2022		Change in Tract Income Class from 2021 through 2022
	Tract Income Class	Minority Tract	Tract Income Class	Minority Tract	
48439111021			MIDDLE	YES	Not Applicable
48439111022			MIDDLE	YES	Not Applicable
48439111023			MIDDLE	YES	Not Applicable
48439111024			MIDDLE	YES	Not Applicable
48439111025			MIDDLE	YES	Not Applicable
48439111026			MODERATE	YES	Not Applicable
48439111027			MIDDLE	YES	Not Applicable
48439111028			MIDDLE	YES	Not Applicable
48439111029			MIDDLE	NO	Not Applicable
48439111030			MIDDLE	NO	Not Applicable
48439111031			UPPER	YES	Not Applicable
48439111032			UPPER	YES	Not Applicable
48439111033			UPPER	YES	Not Applicable
48439111102	MODERATE	YES	MODERATE	YES	No Change
48439111103	MODERATE	YES	MODERATE	YES	No Change
48439111104	MIDDLE	YES	MODERATE	YES	MIDDLE to MODERATE
48439111202	MODERATE	YES	MODERATE	YES	No Change
48439111203	MIDDLE	NO	MIDDLE	YES	No Change
48439111204	MIDDLE	NO	MIDDLE	NO	No Change
48439111301	UPPER	NO			Not Applicable
48439111304	UPPER	NO	UPPER	NO	No Change
48439111306	MIDDLE	NO	MIDDLE	YES	No Change
48439111307	MODERATE	NO	MODERATE	YES	No Change
48439111308	UPPER	NO	MIDDLE	NO	UPPER to MIDDLE
48439111309	MIDDLE	NO	MIDDLE	YES	No Change
48439111310	UPPER	YES			Not Applicable
48439111311	UPPER	NO	UPPER	NO	No Change

Tarrant, TEXAS

Census Tract	2021		2022		Change in Tract Income Class from 2021 through 2022
	Tract Income Class	Minority Tract	Tract Income Class	Minority Tract	
48439111312	UPPER	NO	UPPER	NO	No Change
48439111313	UPPER	NO			Not Applicable
48439111314	UPPER	NO	UPPER	YES	No Change
48439111315			MIDDLE	YES	Not Applicable
48439111316			MIDDLE	YES	Not Applicable
48439111317			UPPER	NO	Not Applicable
48439111318			MIDDLE	NO	Not Applicable
48439111319			UPPER	YES	Not Applicable
48439111320			UPPER	YES	Not Applicable
48439111402	MIDDLE	NO	MIDDLE	NO	No Change
48439111404	MIDDLE	NO			Not Applicable
48439111405	MODERATE	NO	MODERATE	NO	No Change
48439111406	UPPER	NO	UPPER	NO	No Change
48439111407	UPPER	NO	UPPER	NO	No Change
48439111408	MIDDLE	NO	UPPER	NO	MIDDLE to UPPER
48439111409	UPPER	NO	UPPER	NO	No Change
48439111410			MODERATE	YES	Not Applicable
48439111411			UPPER	NO	Not Applicable
48439111505	MODERATE	NO	MIDDLE	NO	MODERATE to MIDDLE
48439111506	MIDDLE	NO	MIDDLE	NO	No Change
48439111513	MIDDLE	YES	MIDDLE	YES	No Change
48439111514	MIDDLE	YES	MIDDLE	YES	No Change
48439111516	MIDDLE	YES	MIDDLE	YES	No Change
48439111521	MODERATE	YES			Not Applicable
48439111522	MODERATE	YES	MODERATE	YES	No Change
48439111523	MODERATE	YES			Not Applicable
48439111524	MODERATE	YES			Not Applicable



GeoDataVision Report D-1 Census Tract Reference Book 2021/2022: TEXAS

Tarrant, TEXAS

Census Tract	2021		2022		Change in Tract Income Class from 2021 through 2022
	Tract Income Class	Minority Tract	Tract Income Class	Minority Tract	
48439111525	MODERATE	YES	MIDDLE	YES	MODERATE to MIDDLE
48439111526	MODERATE	NO	MIDDLE	YES	MODERATE to MIDDLE
48439111529	UPPER	NO	UPPER	NO	No Change
48439111530	UPPER	NO	UPPER	NO	No Change
48439111531	UPPER	NO	MIDDLE	NO	UPPER to MIDDLE
48439111532	UPPER	NO	MIDDLE	NO	UPPER to MIDDLE
48439111533	UPPER	NO	UPPER	NO	No Change
48439111534	UPPER	NO	MIDDLE	NO	UPPER to MIDDLE
48439111536	MIDDLE	YES	MODERATE	YES	MIDDLE to MODERATE
48439111537	MIDDLE	YES			Not Applicable
48439111538	MIDDLE	YES	MIDDLE	YES	No Change
48439111539	UPPER	YES			Not Applicable
48439111540	MIDDLE	YES	MIDDLE	YES	No Change
48439111541	MIDDLE	YES	MIDDLE	YES	No Change
48439111542	UPPER	YES	UPPER	YES	No Change
48439111543	MODERATE	YES	MIDDLE	YES	MODERATE to MIDDLE
48439111544	MIDDLE	YES	MIDDLE	YES	No Change
48439111545	UPPER	NO	UPPER	NO	No Change
48439111546	UPPER	NO	UPPER	NO	No Change
48439111547	MIDDLE	YES			Not Applicable
48439111548	UPPER	YES			Not Applicable
48439111549	UPPER	YES			Not Applicable
48439111550	MIDDLE	YES			Not Applicable
48439111551	UPPER	NO	UPPER	YES	No Change
48439111552	MIDDLE	NO	MIDDLE	NO	No Change
48439111553	MIDDLE	NO	MODERATE	YES	MIDDLE to MODERATE
48439111554			UPPER	YES	Not Applicable

Tarrant, TEXAS

Census Tract	2021		2022		Change in Tract Income Class from 2021 through 2022
	Tract Income Class	Minority Tract	Tract Income Class	Minority Tract	
48439111555			UPPER	YES	Not Applicable
48439111556			MODERATE	YES	Not Applicable
48439111557			MODERATE	YES	Not Applicable
48439111558			MODERATE	YES	Not Applicable
48439111559			LOW	YES	Not Applicable
48439111560			MIDDLE	YES	Not Applicable
48439111561			MIDDLE	YES	Not Applicable
48439111562			UPPER	YES	Not Applicable
48439111563			UPPER	YES	Not Applicable
48439111564			MIDDLE	YES	Not Applicable
48439111565			UPPER	YES	Not Applicable
48439111566			UPPER	YES	Not Applicable
48439111567			MIDDLE	YES	Not Applicable
48439111568			MIDDLE	YES	Not Applicable
48439111569			MODERATE	YES	Not Applicable
48439111570			MODERATE	YES	Not Applicable
48439111571			MODERATE	YES	Not Applicable
48439111572			UPPER	YES	Not Applicable
48439113001	UPPER	NO			Not Applicable
48439113002	MODERATE	YES			Not Applicable
48439113003			UPPER	YES	Not Applicable
48439113004			UPPER	NO	Not Applicable
48439113005			MODERATE	YES	Not Applicable
48439113006			MODERATE	YES	Not Applicable
48439113007			MODERATE	YES	Not Applicable
48439113102	MODERATE	NO	UPPER	YES	MODERATE to UPPER
48439113104	MODERATE	YES	MODERATE	YES	No Change



Tarrant, TEXAS

Census Tract	2021		2022		Change in Tract Income Class from 2021 through 2022
	Tract Income Class	Minority Tract	Tract Income Class	Minority Tract	
48439113107	UPPER	NO	UPPER	NO	No Change
48439113108	UPPER	NO	UPPER	NO	No Change
48439113109	UPPER	NO	MIDDLE	YES	UPPER to MIDDLE
48439113110	MIDDLE	YES	MODERATE	YES	MIDDLE to MODERATE
48439113111	LOW	YES			Not Applicable
48439113112	MODERATE	YES	UPPER	NO	MODERATE to UPPER
48439113113	MIDDLE	YES			Not Applicable
48439113114	MODERATE	YES			Not Applicable
48439113115	MODERATE	YES	MODERATE	YES	No Change
48439113116	MODERATE	YES	MODERATE	YES	No Change
48439113117			LOW	YES	Not Applicable
48439113118			MODERATE	YES	Not Applicable
48439113119			MIDDLE	YES	Not Applicable
48439113120			UPPER	YES	Not Applicable
48439113121			NA	YES	Not Applicable
48439113122			MIDDLE	YES	Not Applicable
48439113206	MIDDLE	NO	MODERATE	NO	MIDDLE to MODERATE
48439113207	UPPER	NO	UPPER	NO	No Change
48439113210	UPPER	NO	UPPER	NO	No Change
48439113212	MIDDLE	NO	UPPER	NO	MIDDLE to UPPER
48439113213	MIDDLE	NO	MODERATE	NO	MIDDLE to MODERATE
48439113214	MIDDLE	NO	MIDDLE	NO	No Change
48439113215	MIDDLE	NO	MIDDLE	NO	No Change
48439113216	MODERATE	NO	MIDDLE	NO	MODERATE to MIDDLE
48439113217	MIDDLE	NO	MIDDLE	NO	No Change
48439113218	UPPER	NO	UPPER	NO	No Change
48439113220	MODERATE	YES			Not Applicable

Tarrant, TEXAS

Census Tract	2021		2022		Change in Tract Income Class from 2021 through 2022
	Tract Income Class	Minority Tract	Tract Income Class	Minority Tract	
48439113221	UPPER	NO	MIDDLE	NO	UPPER to MIDDLE
48439113222			MODERATE	YES	Not Applicable
48439113223			MODERATE	NO	Not Applicable
48439113301	MIDDLE	NO	MIDDLE	NO	No Change
48439113302	MODERATE	NO	MODERATE	NO	No Change
48439113403	MIDDLE	NO	MIDDLE	NO	No Change
48439113404	MIDDLE	NO	MODERATE	NO	MIDDLE to MODERATE
48439113405	MIDDLE	NO			Not Applicable
48439113407	MODERATE	YES	MODERATE	YES	No Change
48439113408	MODERATE	NO	MIDDLE	NO	MODERATE to MIDDLE
48439113409			MIDDLE	NO	Not Applicable
48439113410			MODERATE	YES	Not Applicable
48439113509	MODERATE	NO	MODERATE	YES	No Change
48439113510	MIDDLE	YES	MIDDLE	YES	No Change
48439113511	MIDDLE	NO	MIDDLE	YES	No Change
48439113512	MIDDLE	NO	MIDDLE	NO	No Change
48439113513	MIDDLE	NO	MIDDLE	YES	No Change
48439113514	MODERATE	YES	MODERATE	YES	No Change
48439113516	MIDDLE	NO	MIDDLE	NO	No Change
48439113517	MIDDLE	NO	MIDDLE	YES	No Change
48439113518	MODERATE	YES			Not Applicable
48439113519	UPPER	NO	MIDDLE	NO	UPPER to MIDDLE
48439113520	MIDDLE	NO	UPPER	YES	MIDDLE to UPPER
48439113521			MODERATE	YES	Not Applicable
48439113522			MODERATE	YES	Not Applicable
48439113607	MODERATE	NO	MIDDLE	YES	MODERATE to MIDDLE
48439113610	UPPER	NO			Not Applicable



Tarrant, TEXAS

Census Tract	2021		2022		Change in Tract Income Class from 2021 through 2022
	Tract Income Class	Minority Tract	Tract Income Class	Minority Tract	
48439113611	UPPER	NO	UPPER	NO	No Change
48439113612	UPPER	NO	UPPER	NO	No Change
48439113613	UPPER	NO	UPPER	NO	No Change
48439113618	MIDDLE	NO	MIDDLE	NO	No Change
48439113619	LOW	YES	MODERATE	YES	LOW to MODERATE
48439113622	UPPER	NO	UPPER	NO	No Change
48439113623	UPPER	NO	UPPER	NO	No Change
48439113624	UPPER	NO	UPPER	NO	No Change
48439113625	UPPER	NO	UPPER	NO	No Change
48439113626	UPPER	NO	UPPER	NO	No Change
48439113627	MIDDLE	NO			Not Applicable
48439113628	MODERATE	NO	MIDDLE	YES	MODERATE to MIDDLE
48439113629	UPPER	NO	UPPER	NO	No Change
48439113630	MIDDLE	NO	MODERATE	NO	MIDDLE to MODERATE
48439113631	MIDDLE	YES			Not Applicable
48439113632	UPPER	NO	UPPER	NO	No Change
48439113633	UPPER	NO	UPPER	NO	No Change
48439113634	UPPER	NO	UPPER	NO	No Change
48439113635			MIDDLE	YES	Not Applicable
48439113636			MODERATE	NO	Not Applicable
48439113637			MIDDLE	NO	Not Applicable
48439113638			MIDDLE	NO	Not Applicable
48439113639			UPPER	NO	Not Applicable
48439113640			UPPER	NO	Not Applicable
48439113703	UPPER	NO			Not Applicable
48439113705	MODERATE	NO			Not Applicable
48439113707	UPPER	NO	UPPER	NO	No Change

Tarrant, TEXAS

Census Tract	2021		2022		Change in Tract Income Class from 2021 through 2022
	Tract Income Class	Minority Tract	Tract Income Class	Minority Tract	
48439113709	UPPER	NO	UPPER	NO	No Change
48439113710	MIDDLE	NO	MIDDLE	NO	No Change
48439113711	UPPER	NO	UPPER	NO	No Change
48439113712			UPPER	NO	Not Applicable
48439113713			MODERATE	YES	Not Applicable
48439113714			UPPER	NO	Not Applicable
48439113715			UPPER	NO	Not Applicable
48439113716			UPPER	NO	Not Applicable
48439113803	MIDDLE	NO	MIDDLE	NO	No Change
48439113808	MIDDLE	NO	MIDDLE	NO	No Change
48439113809	MIDDLE	NO	MIDDLE	NO	No Change
48439113810	MIDDLE	NO	MIDDLE	NO	No Change
48439113811	MIDDLE	NO	MIDDLE	YES	No Change
48439113812	UPPER	NO	UPPER	NO	No Change
48439113813	UPPER	NO	UPPER	NO	No Change
48439113814	UPPER	NO	UPPER	NO	No Change
48439113815	UPPER	NO	UPPER	NO	No Change
48439113816	UPPER	NO	UPPER	NO	No Change
48439113906	UPPER	NO	UPPER	NO	No Change
48439113907	UPPER	NO			Not Applicable
48439113908	UPPER	NO	UPPER	NO	No Change
48439113909	UPPER	NO			Not Applicable
48439113910	UPPER	NO			Not Applicable
48439113911	MIDDLE	NO			Not Applicable
48439113912	UPPER	NO	UPPER	NO	No Change
48439113916	MIDDLE	NO	MIDDLE	YES	No Change
48439113917	MIDDLE	YES	MIDDLE	YES	No Change



GeoDataVision Report D-1 Census Tract Reference Book 2021/2022: TEXAS

Tarrant, TEXAS

Census Tract	2021		2022		Change in Tract Income Class from 2021 through 2022
	Tract Income Class	Minority Tract	Tract Income Class	Minority Tract	
48439113918	MIDDLE	NO	MODERATE	YES	MIDDLE to MODERATE
48439113919	UPPER	NO	UPPER	NO	No Change
48439113920	UPPER	NO	UPPER	NO	No Change
48439113921	UPPER	NO			Not Applicable
48439113922	UPPER	NO			Not Applicable
48439113923	UPPER	NO	MIDDLE	YES	UPPER to MIDDLE
48439113924	MIDDLE	NO	MIDDLE	YES	No Change
48439113925	MIDDLE	NO	MIDDLE	NO	No Change
48439113926	UPPER	NO			Not Applicable
48439113927	UPPER	NO			Not Applicable
48439113928	UPPER	NO			Not Applicable
48439113929	UPPER	NO			Not Applicable
48439113930			MIDDLE	YES	Not Applicable
48439113931			UPPER	YES	Not Applicable
48439113932			UPPER	YES	Not Applicable
48439113933			UPPER	NO	Not Applicable
48439113934			NA	NO	Not Applicable
48439113935			UPPER	NO	Not Applicable
48439113936			UPPER	NO	Not Applicable
48439113937			NA	NO	Not Applicable
48439113938			UPPER	YES	Not Applicable
48439113939			UPPER	YES	Not Applicable
48439113940			UPPER	NO	Not Applicable
48439113941			MIDDLE	NO	Not Applicable
48439113942			MIDDLE	NO	Not Applicable
48439113943			UPPER	NO	Not Applicable
48439113944			UPPER	NO	Not Applicable

Tarrant, TEXAS

Census Tract	2021		2022		Change in Tract Income Class from 2021 through 2022
	Tract Income Class	Minority Tract	Tract Income Class	Minority Tract	
48439113945			UPPER	NO	Not Applicable
48439113946			UPPER	NO	Not Applicable
48439113947			MIDDLE	NO	Not Applicable
48439113948			MIDDLE	YES	Not Applicable
48439113949			UPPER	NO	Not Applicable
48439113950			UPPER	NO	Not Applicable
48439113951			MIDDLE	NO	Not Applicable
48439113952			MIDDLE	NO	Not Applicable
48439113953			UPPER	NO	Not Applicable
48439113954			UPPER	NO	Not Applicable
48439113955			UPPER	NO	Not Applicable
48439113956			UPPER	NO	Not Applicable
48439113957			UPPER	NO	Not Applicable
48439113958			UPPER	NO	Not Applicable
48439114003	MIDDLE	NO	MIDDLE	YES	No Change
48439114005	UPPER	NO			Not Applicable
48439114006	MIDDLE	NO	MIDDLE	NO	No Change
48439114007	MIDDLE	NO			Not Applicable
48439114008	MIDDLE	YES			Not Applicable
48439114009			MIDDLE	YES	Not Applicable
48439114010			UPPER	YES	Not Applicable
48439114011			UPPER	YES	Not Applicable
48439114012			UPPER	YES	Not Applicable
48439114013			MODERATE	YES	Not Applicable
48439114014			MIDDLE	NO	Not Applicable
48439114015			MIDDLE	NO	Not Applicable
48439114102	UPPER	NO			Not Applicable



Tarrant, TEXAS

Census Tract	2021		2022		Change in Tract Income Class from 2021 through 2022
	Tract Income Class	Minority Tract	Tract Income Class	Minority Tract	
48439114103	UPPER	NO			Not Applicable
48439114104	UPPER	NO			Not Applicable
48439114105			UPPER	NO	Not Applicable
48439114106			MIDDLE	NO	Not Applicable
48439114107			UPPER	NO	Not Applicable
48439114108			UPPER	NO	Not Applicable
48439114109			UPPER	NO	Not Applicable
48439114110			UPPER	NO	Not Applicable
48439114111			UPPER	NO	Not Applicable
48439114112			UPPER	NO	Not Applicable
48439114113			MIDDLE	NO	Not Applicable
48439114203	MIDDLE	NO	MODERATE	NO	MIDDLE to MODERATE
48439114204	MIDDLE	NO	MIDDLE	NO	No Change
48439114205	MIDDLE	NO	MIDDLE	NO	No Change
48439114206	UPPER	NO	MIDDLE	NO	UPPER to MIDDLE
48439114207	MIDDLE	NO	UPPER	NO	MIDDLE to UPPER
48439121601	MIDDLE	NO			Not Applicable
48439121604	MODERATE	NO			Not Applicable
48439121605	MIDDLE	NO	UPPER	NO	MIDDLE to UPPER
48439121606	UPPER	NO	UPPER	NO	No Change
48439121608	UPPER	NO	MIDDLE	NO	UPPER to MIDDLE
48439121609	UPPER	NO	UPPER	NO	No Change
48439121610	UPPER	NO	MIDDLE	NO	UPPER to MIDDLE
48439121611	MIDDLE	NO	MIDDLE	NO	No Change
48439121612			MIDDLE	NO	Not Applicable
48439121613			MIDDLE	YES	Not Applicable
48439121614			LOW	YES	Not Applicable

Tarrant, TEXAS

Census Tract	2021		2022		Change in Tract Income Class from 2021 through 2022
	Tract Income Class	Minority Tract	Tract Income Class	Minority Tract	
48439121615			UPPER	YES	Not Applicable
48439121702	MODERATE	YES	MIDDLE	YES	MODERATE to MIDDLE
48439121703	LOW	YES	LOW	YES	No Change
48439121704	LOW	YES	LOW	YES	No Change
48439121903	LOW	YES			Not Applicable
48439121904	MODERATE	YES	MODERATE	YES	No Change
48439121905	LOW	YES	LOW	YES	No Change
48439121906	MODERATE	YES	MODERATE	YES	No Change
48439121907			LOW	YES	Not Applicable
48439121908			LOW	YES	Not Applicable
48439122001	MODERATE	YES	MODERATE	YES	No Change
48439122002	MODERATE	YES	MODERATE	YES	No Change
48439122100	MODERATE	YES	MODERATE	YES	No Change
48439122200	LOW	YES	LOW	YES	No Change
48439122300	LOW	YES	MODERATE	YES	LOW to MODERATE
48439122400	MODERATE	YES			Not Applicable
48439122401			LOW	YES	Not Applicable
48439122402			MIDDLE	YES	Not Applicable
48439122500	MIDDLE	NO	MIDDLE	NO	No Change
48439122600	MIDDLE	NO	MIDDLE	NO	No Change
48439122700	MODERATE	NO			Not Applicable
48439122701			MIDDLE	YES	Not Applicable
48439122702			MIDDLE	NO	Not Applicable
48439122801	LOW	YES	LOW	YES	No Change
48439122802	MODERATE	YES	LOW	YES	MODERATE to LOW
48439122900	MODERATE	YES			Not Applicable
48439122901			MODERATE	YES	Not Applicable



Tarrant, TEXAS

Census Tract	2021		2022		Change in Tract Income Class from 2021 through 2022
	Tract Income Class	Minority Tract	Tract Income Class	Minority Tract	
48439122902			MODERATE	YES	Not Applicable
48439123000	UPPER	NO			Not Applicable
48439123001			MIDDLE	NO	Not Applicable
48439123002			UPPER	NO	Not Applicable
48439123100	LOW	YES	LOW	YES	No Change
48439123200	MODERATE	YES	LOW	YES	MODERATE to LOW
48439123300	UPPER	NO			Not Applicable
48439123301			UPPER	NO	Not Applicable
48439123302			UPPER	YES	Not Applicable
48439123400	MIDDLE	NO			Not Applicable
48439123500	LOW	YES	LOW	YES	No Change
48439123600	MODERATE	YES	LOW	YES	MODERATE to LOW
48439123700			UPPER	NO	Not Applicable
48439980000	NA	NO	NA	YES	No Change

Tarrant, TEXAS

Census Tract	2021		2022		Change in Tract Income Class from 2021 through 2022
	Tract Income Class	Minority Tract	Tract Income Class	Minority Tract	

Summary Data: Tarrant	2021	2022
Number of Census Tracts	357	449
Number of Minority Tracts	164	257
Percentage of Minority Tracts	45.94%	57.24%
Number of Low Income Tracts	47	35
Percentage of Low Income Tracts	13.17%	7.80%
Number of Moderate Income Tracts	92	130
Percentage of Moderate Income Tracts	25.77%	28.95%
Number of Middle Income Tracts	113	140
Percentage of Middle Income Tracts	31.65%	31.18%
Number of Upper Income Tracts	104	139
Percentage of Upper Income Tracts	29.13%	30.96%
Number of NA Income Tracts	1	5
Percentage of NA Income Tracts	0.28%	1.11%

Taylor, TEXAS

Census Tract	2021		2022		Change in Tract Income Class from 2021 through 2022
	Tract Income Class	Minority Tract	Tract Income Class	Minority Tract	
48441010100	UPPER	NO	MIDDLE	NO	UPPER to MIDDLE
48441010200	MODERATE	NO	LOW	NO	MODERATE to LOW
48441010300	MODERATE	YES	LOW	YES	MODERATE to LOW



Taylor, TEXAS

Census Tract	2021		2022		Change in Tract Income Class from 2021 through 2022
	Tract Income Class	Minority Tract	Tract Income Class	Minority Tract	
48441010400	MODERATE	YES	MODERATE	YES	No Change
48441010500	MIDDLE	YES	MODERATE	YES	MIDDLE to MODERATE
48441010600	MIDDLE	NO	MIDDLE	NO	No Change
48441010700	MODERATE	YES	MIDDLE	YES	MODERATE to MIDDLE
48441010800	MODERATE	YES	MODERATE	YES	No Change
48441010900	MIDDLE	NO	MIDDLE	NO	No Change
48441011000	MODERATE	YES	MIDDLE	YES	MODERATE to MIDDLE
48441011200	MIDDLE	YES	MODERATE	YES	MIDDLE to MODERATE
48441011300	MODERATE	YES	MODERATE	YES	No Change
48441011400	UPPER	NO	MIDDLE	NO	UPPER to MIDDLE
48441011500	MIDDLE	NO	MIDDLE	NO	No Change
48441011600	MIDDLE	NO	MIDDLE	NO	No Change
48441011700	MODERATE	NO	MODERATE	YES	No Change
48441011900	MODERATE	YES	LOW	YES	MODERATE to LOW
48441012000	UPPER	NO	UPPER	NO	No Change
48441012100	NA	NO	NA	NO	No Change
48441012200	MIDDLE	NO	MIDDLE	NO	No Change
48441012300	MODERATE	NO	MODERATE	NO	No Change
48441012400	MIDDLE	NO	MODERATE	NO	MIDDLE to MODERATE
48441012500	UPPER	NO	MIDDLE	NO	UPPER to MIDDLE
48441012600	UPPER	NO	UPPER	NO	No Change
48441012700	UPPER	NO			Not Applicable
48441012701			UPPER	NO	Not Applicable
48441012702			UPPER	NO	Not Applicable
48441012801	MIDDLE	NO	MODERATE	NO	MIDDLE to MODERATE
48441012802	MODERATE	NO	MIDDLE	NO	MODERATE to MIDDLE
48441012900	MODERATE	NO	MODERATE	NO	No Change

Taylor, TEXAS

Census Tract	2021		2022		Change in Tract Income Class from 2021 through 2022
	Tract Income Class	Minority Tract	Tract Income Class	Minority Tract	
48441013000	NA	NO	UPPER	NO	NA to UPPER
48441013100	MODERATE	YES	MODERATE	YES	No Change
48441013200	MIDDLE	NO	MODERATE	NO	MIDDLE to MODERATE
48441013300	MIDDLE	NO	UPPER	NO	MIDDLE to UPPER
48441013401	MIDDLE	NO	MODERATE	NO	MIDDLE to MODERATE
48441013402	UPPER	NO	UPPER	NO	No Change
48441013404	UPPER	NO	UPPER	NO	No Change
48441013500	UPPER	NO			Not Applicable
48441013501			MIDDLE	NO	Not Applicable
48441013502			UPPER	NO	Not Applicable
48441013600	MIDDLE	NO			Not Applicable
48441013601			MIDDLE	NO	Not Applicable
48441013602			UPPER	NO	Not Applicable
48441980000	NA	NO	NA	NO	No Change



Taylor, TEXAS

Census Tract	2021		2022		Change in Tract Income Class from 2021 through 2022
	Tract Income Class	Minority Tract	Tract Income Class	Minority Tract	

Summary Data: Taylor	2021	2022
Number of Census Tracts	38	41
Number of Minority Tracts	10	11
Percentage of Minority Tracts	26.32%	26.83%
Number of Low Income Tracts	0	3
Percentage of Low Income Tracts	0.00%	7.32%
Number of Moderate Income Tracts	13	13
Percentage of Moderate Income Tracts	34.21%	31.71%
Number of Middle Income Tracts	13	13
Percentage of Middle Income Tracts	34.21%	31.71%
Number of Upper Income Tracts	9	10
Percentage of Upper Income Tracts	23.68%	24.39%
Number of NA Income Tracts	3	2
Percentage of NA Income Tracts	7.89%	4.88%

Terrell, TEXAS

Census Tract	2021		2022		Change in Tract Income Class from 2021 through 2022
	Tract Income Class	Minority Tract	Tract Income Class	Minority Tract	

Summary Data: Terrell	2021	2022
Number of Census Tracts	1	1
Number of Minority Tracts	1	1
Percentage of Minority Tracts	100.00%	100.00%
Number of Low Income Tracts	0	0
Percentage of Low Income Tracts	0.00%	0.00%
Number of Moderate Income Tracts	0	0
Percentage of Moderate Income Tracts	0.00%	0.00%
Number of Middle Income Tracts	1	1
Percentage of Middle Income Tracts	100.00%	100.00%
Number of Upper Income Tracts	0	0
Percentage of Upper Income Tracts	0.00%	0.00%
Number of NA Income Tracts	0	0
Percentage of NA Income Tracts	0.00%	0.00%

Terrell, TEXAS

Census Tract	2021		2022		Change in Tract Income Class from 2021 through 2022
	Tract Income Class	Minority Tract	Tract Income Class	Minority Tract	
48443950100	MIDDLE	YES	MIDDLE	YES	No Change

Terry, TEXAS

Census Tract	2021		2022		Change in Tract Income Class from 2021 through 2022
	Tract Income Class	Minority Tract	Tract Income Class	Minority Tract	
48445950100	MIDDLE	NO	MIDDLE	NO	No Change
48445950300	MODERATE	YES	LOW	YES	MODERATE to LOW
48445950400	MIDDLE	YES	MODERATE	YES	MIDDLE to MODERATE



Terry, TEXAS

Census Tract	2021		2022		Change in Tract Income Class from 2021 through 2022
	Tract Income Class	Minority Tract	Tract Income Class	Minority Tract	

Summary Data: Terry	2021	2022
Number of Census Tracts	3	3
Number of Minority Tracts	2	2
Percentage of Minority Tracts	66.67%	66.67%
Number of Low Income Tracts	0	1
Percentage of Low Income Tracts	0.00%	33.33%
Number of Moderate Income Tracts	1	1
Percentage of Moderate Income Tracts	33.33%	33.33%
Number of Middle Income Tracts	2	1
Percentage of Middle Income Tracts	66.67%	33.33%
Number of Upper Income Tracts	0	0
Percentage of Upper Income Tracts	0.00%	0.00%
Number of NA Income Tracts	0	0
Percentage of NA Income Tracts	0.00%	0.00%

Throckmorton, TEXAS

Census Tract	2021		2022		Change in Tract Income Class from 2021 through 2022
	Tract Income Class	Minority Tract	Tract Income Class	Minority Tract	

Summary Data: Throckmorton	2021	2022
Number of Census Tracts	1	1
Number of Minority Tracts	0	0
Percentage of Minority Tracts	0.00%	0.00%
Number of Low Income Tracts	0	0
Percentage of Low Income Tracts	0.00%	0.00%
Number of Moderate Income Tracts	0	0
Percentage of Moderate Income Tracts	0.00%	0.00%
Number of Middle Income Tracts	1	1
Percentage of Middle Income Tracts	100.00%	100.00%
Number of Upper Income Tracts	0	0
Percentage of Upper Income Tracts	0.00%	0.00%
Number of NA Income Tracts	0	0
Percentage of NA Income Tracts	0.00%	0.00%

Throckmorton, TEXAS

Census Tract	2021		2022		Change in Tract Income Class from 2021 through 2022
	Tract Income Class	Minority Tract	Tract Income Class	Minority Tract	
48447950300	MIDDLE	NO	MIDDLE	NO	No Change

Titus, TEXAS

Census Tract	2021		2022		Change in Tract Income Class from 2021 through 2022
	Tract Income Class	Minority Tract	Tract Income Class	Minority Tract	
48449950100	MIDDLE	NO	MIDDLE	NO	No Change
48449950200	MIDDLE	NO	MIDDLE	NO	No Change
48449950300	MIDDLE	NO			Not Applicable



Titus, TEXAS

Census Tract	2021		2022		Change in Tract Income Class from 2021 through 2022
	Tract Income Class	Minority Tract	Tract Income Class	Minority Tract	
48449950301			MIDDLE	NO	Not Applicable
48449950302			MIDDLE	NO	Not Applicable
48449950400	UPPER	NO	MIDDLE	NO	UPPER to MIDDLE
48449950500	MODERATE	YES	MIDDLE	YES	MODERATE to MIDDLE
48449950600	MODERATE	YES	MIDDLE	YES	MODERATE to MIDDLE
48449950700	MODERATE	YES	MODERATE	YES	No Change
48449950800	MIDDLE	YES	MIDDLE	YES	No Change

Summary Data: Titus	2021	2022
Number of Census Tracts	8	9
Number of Minority Tracts	4	4
Percentage of Minority Tracts	50.00%	44.44%
Number of Low Income Tracts	0	0
Percentage of Low Income Tracts	0.00%	0.00%
Number of Moderate Income Tracts	3	1
Percentage of Moderate Income Tracts	37.50%	11.11%
Number of Middle Income Tracts	4	8
Percentage of Middle Income Tracts	50.00%	88.89%
Number of Upper Income Tracts	1	0
Percentage of Upper Income Tracts	12.50%	0.00%
Number of NA Income Tracts	0	0
Percentage of NA Income Tracts	0.00%	0.00%

Tom Green, TEXAS

Census Tract	2021		2022		Change in Tract Income Class from 2021 through 2022
	Tract Income Class	Minority Tract	Tract Income Class	Minority Tract	
48451000100	MIDDLE	NO	MIDDLE	NO	No Change
48451000200	MODERATE	YES	MODERATE	YES	No Change
48451000300	MIDDLE	YES	MIDDLE	YES	No Change
48451000400	MODERATE	YES	MODERATE	YES	No Change
48451000700	MODERATE	YES	LOW	YES	MODERATE to LOW
48451000801	MIDDLE	NO	UPPER	NO	MIDDLE to UPPER
48451000802	MIDDLE	YES	MIDDLE	YES	No Change
48451000900	MODERATE	YES	MODERATE	YES	No Change
48451001000	UPPER	NO	MIDDLE	NO	UPPER to MIDDLE
48451001101	MIDDLE	NO	UPPER	NO	MIDDLE to UPPER
48451001102	MODERATE	YES	MIDDLE	YES	MODERATE to MIDDLE
48451001200	MIDDLE	YES	MIDDLE	YES	No Change
48451001301	MIDDLE	NO	UPPER	NO	MIDDLE to UPPER
48451001303	MIDDLE	NO	MIDDLE	NO	No Change
48451001304	MIDDLE	NO	MIDDLE	NO	No Change
48451001400	MODERATE	YES			Not Applicable
48451001401			MIDDLE	NO	Not Applicable
48451001402			MODERATE	YES	Not Applicable
48451001500	MODERATE	NO	MODERATE	NO	No Change
48451001600	UPPER	NO	UPPER	NO	No Change
48451001702	MODERATE	NO	MODERATE	NO	No Change
48451001704	MIDDLE	NO			Not Applicable
48451001706	MIDDLE	NO	UPPER	NO	MIDDLE to UPPER
48451001707	UPPER	NO	UPPER	NO	No Change
48451001708	UPPER	NO	UPPER	NO	No Change
48451001709			UPPER	NO	Not Applicable
48451001710			UPPER	NO	Not Applicable



Tom Green, TEXAS

Census Tract	2021		2022		Change in Tract Income Class from 2021 through 2022
	Tract Income Class	Minority Tract	Tract Income Class	Minority Tract	
48451001800	LOW	YES	LOW	YES	No Change
48451980000	NA	NO	NA	YES	No Change

Summary Data: Tom Green	2021	2022
Number of Census Tracts	25	27
Number of Minority Tracts	10	11
Percentage of Minority Tracts	40.00%	40.74%
Number of Low Income Tracts	1	2
Percentage of Low Income Tracts	4.00%	7.41%
Number of Moderate Income Tracts	8	6
Percentage of Moderate Income Tracts	32.00%	22.22%
Number of Middle Income Tracts	11	9
Percentage of Middle Income Tracts	44.00%	33.33%
Number of Upper Income Tracts	4	9
Percentage of Upper Income Tracts	16.00%	33.33%
Number of NA Income Tracts	1	1
Percentage of NA Income Tracts	4.00%	3.70%

Travis, TEXAS

Census Tract	2021		2022		Change in Tract Income Class from 2021 through 2022
	Tract Income Class	Minority Tract	Tract Income Class	Minority Tract	
48453000101	UPPER	NO	UPPER	NO	No Change

Travis, TEXAS

Census Tract	2021		2022		Change in Tract Income Class from 2021 through 2022
	Tract Income Class	Minority Tract	Tract Income Class	Minority Tract	
48453000102	UPPER	NO	UPPER	NO	No Change
48453000203	MIDDLE	NO	MIDDLE	NO	No Change
48453000204	UPPER	NO	UPPER	NO	No Change
48453000205	UPPER	NO	UPPER	NO	No Change
48453000206	UPPER	NO	UPPER	NO	No Change
48453000302	MIDDLE	NO	MIDDLE	NO	No Change
48453000304	MIDDLE	NO	MIDDLE	NO	No Change
48453000305	UPPER	NO	MIDDLE	NO	UPPER to MIDDLE
48453000306	UPPER	NO			Not Applicable
48453000307	MIDDLE	NO	UPPER	NO	MIDDLE to UPPER
48453000308			UPPER	NO	Not Applicable
48453000309			UPPER	NO	Not Applicable
48453000401	UPPER	NO	MIDDLE	NO	UPPER to MIDDLE
48453000402	MODERATE	NO	MODERATE	NO	No Change
48453000500	MIDDLE	NO	MIDDLE	NO	No Change
48453000601	MODERATE	NO	NA	YES	MODERATE to NA
48453000603	LOW	NO			Not Applicable
48453000604	NA	NO			Not Applicable
48453000605			NA	NO	Not Applicable
48453000606			LOW	NO	Not Applicable
48453000607			NA	YES	Not Applicable
48453000608			NA	NO	Not Applicable
48453000700	NA	NO	UPPER	NO	NA to UPPER
48453000801	MODERATE	YES	MIDDLE	YES	MODERATE to MIDDLE
48453000802	LOW	YES	NA	YES	LOW to NA
48453000803	MIDDLE	NO	MIDDLE	NO	No Change
48453000804	LOW	YES	MODERATE	YES	LOW to MODERATE



Travis, TEXAS

Census Tract	2021		2022		Change in Tract Income Class from 2021 through 2022
	Tract Income Class	Minority Tract	Tract Income Class	Minority Tract	
48453000901	MODERATE	YES	MODERATE	YES	No Change
48453000902	LOW	YES	MODERATE	YES	LOW to MODERATE
48453001000	MODERATE	YES	MODERATE	YES	No Change
48453001100	UPPER	NO			Not Applicable
48453001101			NA	NO	Not Applicable
48453001102			UPPER	NO	Not Applicable
48453001103			UPPER	NO	Not Applicable
48453001200	UPPER	NO	UPPER	NO	No Change
48453001303	UPPER	NO			Not Applicable
48453001304	UPPER	NO	UPPER	NO	No Change
48453001305	MIDDLE	NO			Not Applicable
48453001307	MIDDLE	NO	MODERATE	NO	MIDDLE to MODERATE
48453001308	MIDDLE	NO	UPPER	NO	MIDDLE to UPPER
48453001309			UPPER	NO	Not Applicable
48453001310			UPPER	NO	Not Applicable
48453001311			MIDDLE	NO	Not Applicable
48453001312			UPPER	NO	Not Applicable
48453001401	UPPER	NO	UPPER	NO	No Change
48453001402	MIDDLE	NO	UPPER	NO	MIDDLE to UPPER
48453001403	MODERATE	NO	MIDDLE	NO	MODERATE to MIDDLE
48453001501	UPPER	NO	UPPER	NO	No Change
48453001503	MIDDLE	NO	MODERATE	NO	MIDDLE to MODERATE
48453001504	MIDDLE	NO	UPPER	NO	MIDDLE to UPPER
48453001505	UPPER	NO	MIDDLE	NO	UPPER to MIDDLE
48453001602	MIDDLE	NO	UPPER	NO	MIDDLE to UPPER
48453001603	UPPER	NO	UPPER	NO	No Change
48453001604	UPPER	NO	UPPER	NO	No Change

Travis, TEXAS

Census Tract	2021		2022		Change in Tract Income Class from 2021 through 2022
	Tract Income Class	Minority Tract	Tract Income Class	Minority Tract	
48453001605	UPPER	NO	UPPER	NO	No Change
48453001606	NA	NO	NA	NO	No Change
48453001705	UPPER	NO			Not Applicable
48453001706	UPPER	NO			Not Applicable
48453001707	MIDDLE	NO			Not Applicable
48453001712	MODERATE	NO			Not Applicable
48453001713	MIDDLE	NO			Not Applicable
48453001714	UPPER	NO			Not Applicable
48453001716	UPPER	NO			Not Applicable
48453001718	UPPER	NO			Not Applicable
48453001719	UPPER	NO			Not Applicable
48453001722	MIDDLE	NO			Not Applicable
48453001728	MIDDLE	NO			Not Applicable
48453001729	MIDDLE	NO			Not Applicable
48453001733	UPPER	NO			Not Applicable
48453001737	UPPER	NO			Not Applicable
48453001738	UPPER	NO			Not Applicable
48453001740	UPPER	NO			Not Applicable
48453001741	UPPER	NO			Not Applicable
48453001742	MIDDLE	NO			Not Applicable
48453001745	UPPER	NO			Not Applicable
48453001746	MIDDLE	NO			Not Applicable
48453001747	MIDDLE	NO			Not Applicable
48453001748	MIDDLE	NO			Not Applicable
48453001749	MIDDLE	NO			Not Applicable
48453001750	MIDDLE	NO			Not Applicable
48453001751	UPPER	NO			Not Applicable



Travis, TEXAS

Census Tract	2021		2022		Change in Tract Income Class from 2021 through 2022
	Tract Income Class	Minority Tract	Tract Income Class	Minority Tract	
48453001752	LOW	NO			Not Applicable
48453001753	MIDDLE	NO			Not Applicable
48453001754	UPPER	NO			Not Applicable
48453001755	UPPER	NO			Not Applicable
48453001756	UPPER	NO			Not Applicable
48453001757	UPPER	NO			Not Applicable
48453001760	UPPER	NO			Not Applicable
48453001761	UPPER	NO			Not Applicable
48453001764	UPPER	NO			Not Applicable
48453001765	UPPER	NO			Not Applicable
48453001766	MIDDLE	NO			Not Applicable
48453001768	UPPER	NO			Not Applicable
48453001769	UPPER	NO			Not Applicable
48453001770	UPPER	NO			Not Applicable
48453001771	UPPER	NO			Not Applicable
48453001772	MIDDLE	NO			Not Applicable
48453001773	UPPER	NO			Not Applicable
48453001774	UPPER	NO			Not Applicable
48453001775	UPPER	NO			Not Applicable
48453001776	MIDDLE	NO			Not Applicable
48453001777	MIDDLE	NO			Not Applicable
48453001778	UPPER	NO			Not Applicable
48453001779	MIDDLE	NO			Not Applicable
48453001780	MIDDLE	NO			Not Applicable
48453001781	UPPER	NO			Not Applicable
48453001782	UPPER	NO			Not Applicable
48453001783	UPPER	NO			Not Applicable

Travis, TEXAS

Census Tract	2021		2022		Change in Tract Income Class from 2021 through 2022
	Tract Income Class	Minority Tract	Tract Income Class	Minority Tract	
48453001784	UPPER	NO			Not Applicable
48453001785	MIDDLE	NO			Not Applicable
48453001786	MIDDLE	YES			Not Applicable
48453001804	LOW	YES			Not Applicable
48453001805	LOW	YES			Not Applicable
48453001806	LOW	YES			Not Applicable
48453001811	LOW	YES			Not Applicable
48453001812	LOW	YES			Not Applicable
48453001813	MODERATE	YES			Not Applicable
48453001817	MIDDLE	NO			Not Applicable
48453001818	LOW	YES			Not Applicable
48453001819	LOW	YES			Not Applicable
48453001820	LOW	YES			Not Applicable
48453001821	MODERATE	YES			Not Applicable
48453001822	MODERATE	YES			Not Applicable
48453001823	LOW	YES			Not Applicable
48453001824	MIDDLE	NO			Not Applicable
48453001826	MIDDLE	YES			Not Applicable
48453001828	UPPER	NO			Not Applicable
48453001829	MIDDLE	NO			Not Applicable
48453001832	MODERATE	YES			Not Applicable
48453001833	MODERATE	YES			Not Applicable
48453001834	MIDDLE	YES			Not Applicable
48453001835	MODERATE	YES			Not Applicable
48453001839	MIDDLE	YES			Not Applicable
48453001840	MODERATE	YES			Not Applicable
48453001841	MIDDLE	YES			Not Applicable



Travis, TEXAS

Census Tract	2021		2022		Change in Tract Income Class from 2021 through 2022
	Tract Income Class	Minority Tract	Tract Income Class	Minority Tract	
48453001842	MODERATE	YES			Not Applicable
48453001843	MIDDLE	YES			Not Applicable
48453001844	MODERATE	YES			Not Applicable
48453001845	MIDDLE	NO			Not Applicable
48453001846	UPPER	NO			Not Applicable
48453001847	MIDDLE	YES			Not Applicable
48453001848	MIDDLE	YES			Not Applicable
48453001849	MIDDLE	YES			Not Applicable
48453001850	MODERATE	NO			Not Applicable
48453001851	MIDDLE	YES			Not Applicable
48453001853	UPPER	NO			Not Applicable
48453001854	MIDDLE	YES			Not Applicable
48453001855	MIDDLE	YES			Not Applicable
48453001856	MIDDLE	YES			Not Applicable
48453001857	MODERATE	YES			Not Applicable
48453001858	UPPER	NO			Not Applicable
48453001859	UPPER	NO			Not Applicable
48453001860	MODERATE	YES			Not Applicable
48453001861	MIDDLE	NO			Not Applicable
48453001862	MIDDLE	YES			Not Applicable
48453001863	LOW	YES			Not Applicable
48453001864	MIDDLE	YES			Not Applicable
48453001901	UPPER	NO			Not Applicable
48453001908	UPPER	NO			Not Applicable
48453001910	UPPER	NO	UPPER	NO	No Change
48453001911	MIDDLE	NO	MIDDLE	NO	No Change
48453001912	UPPER	NO	UPPER	NO	No Change

Travis, TEXAS

Census Tract	2021		2022		Change in Tract Income Class from 2021 through 2022
	Tract Income Class	Minority Tract	Tract Income Class	Minority Tract	
48453001913	UPPER	NO	UPPER	NO	No Change
48453001914	UPPER	NO	UPPER	NO	No Change
48453001915	MIDDLE	NO	MIDDLE	NO	No Change
48453001916	UPPER	NO	UPPER	NO	No Change
48453001917	UPPER	NO	UPPER	NO	No Change
48453001918	UPPER	NO	UPPER	NO	No Change
48453001919	UPPER	NO	UPPER	NO	No Change
48453001920			MIDDLE	YES	Not Applicable
48453001921			UPPER	NO	Not Applicable
48453001922			UPPER	NO	Not Applicable
48453001923			UPPER	NO	Not Applicable
48453002002	MIDDLE	NO	MIDDLE	NO	No Change
48453002003	MODERATE	YES	MODERATE	YES	No Change
48453002004	MODERATE	NO	LOW	NO	MODERATE to LOW
48453002005	MODERATE	YES			Not Applicable
48453002006			NA	YES	Not Applicable
48453002007			MIDDLE	NO	Not Applicable
48453002104	MODERATE	YES	MIDDLE	NO	MODERATE to MIDDLE
48453002105	LOW	YES	LOW	YES	No Change
48453002106	MODERATE	YES	MIDDLE	YES	MODERATE to MIDDLE
48453002107	MODERATE	YES	MIDDLE	YES	MODERATE to MIDDLE
48453002108	MODERATE	YES	MODERATE	YES	No Change
48453002109	MODERATE	YES	MODERATE	YES	No Change
48453002110	LOW	YES	LOW	YES	No Change
48453002111	MODERATE	YES	MODERATE	YES	No Change
48453002112	LOW	YES	LOW	YES	No Change
48453002113	MIDDLE	YES	MIDDLE	YES	No Change



Travis, TEXAS

Census Tract	2021		2022		Change in Tract Income Class from 2021 through 2022
	Tract Income Class	Minority Tract	Tract Income Class	Minority Tract	
48453002201	MODERATE	YES	LOW	YES	MODERATE to LOW
48453002202	LOW	YES			Not Applicable
48453002207	MODERATE	YES			Not Applicable
48453002208	MODERATE	YES			Not Applicable
48453002209	MODERATE	YES			Not Applicable
48453002210	MIDDLE	YES			Not Applicable
48453002211	MODERATE	YES	MIDDLE	YES	MODERATE to MIDDLE
48453002212	MIDDLE	YES			Not Applicable
48453002213			LOW	YES	Not Applicable
48453002214			MODERATE	YES	Not Applicable
48453002215			MODERATE	YES	Not Applicable
48453002216			MODERATE	YES	Not Applicable
48453002217			MODERATE	YES	Not Applicable
48453002218			MODERATE	YES	Not Applicable
48453002219			MODERATE	YES	Not Applicable
48453002220			LOW	YES	Not Applicable
48453002221			NA	YES	Not Applicable
48453002222			MODERATE	YES	Not Applicable
48453002304	LOW	YES	UPPER	NO	LOW to UPPER
48453002307	LOW	YES	MODERATE	YES	LOW to MODERATE
48453002308	LOW	YES			Not Applicable
48453002310	LOW	YES	LOW	YES	No Change
48453002312	LOW	YES			Not Applicable
48453002313	LOW	YES	LOW	YES	No Change
48453002314	LOW	YES	MODERATE	YES	LOW to MODERATE
48453002315	LOW	YES	LOW	YES	No Change
48453002316	LOW	YES	LOW	YES	No Change

Travis, TEXAS

Census Tract	2021		2022		Change in Tract Income Class from 2021 through 2022
	Tract Income Class	Minority Tract	Tract Income Class	Minority Tract	
48453002317	LOW	YES			Not Applicable
48453002318	NA	YES			Not Applicable
48453002319	NA	YES	NA	YES	No Change
48453002320			MODERATE	YES	Not Applicable
48453002321			LOW	YES	Not Applicable
48453002322			NA	YES	Not Applicable
48453002323			MODERATE	YES	Not Applicable
48453002324			NA	YES	Not Applicable
48453002325			LOW	YES	Not Applicable
48453002326			NA	YES	Not Applicable
48453002327			MODERATE	YES	Not Applicable
48453002402	MODERATE	YES			Not Applicable
48453002403	MIDDLE	NO	MIDDLE	YES	No Change
48453002407	MIDDLE	NO	MIDDLE	YES	No Change
48453002409	MODERATE	YES	MIDDLE	YES	MODERATE to MIDDLE
48453002410	MODERATE	YES	MODERATE	YES	No Change
48453002411	LOW	YES	MODERATE	YES	LOW to MODERATE
48453002412	MODERATE	YES	MODERATE	YES	No Change
48453002413	LOW	YES	LOW	YES	No Change
48453002419	LOW	YES	LOW	YES	No Change
48453002421	MIDDLE	YES			Not Applicable
48453002422	MODERATE	YES	MIDDLE	YES	MODERATE to MIDDLE
48453002423	MODERATE	YES	MIDDLE	YES	MODERATE to MIDDLE
48453002424	MODERATE	YES	MODERATE	YES	No Change
48453002425	MIDDLE	YES			Not Applicable
48453002426	MIDDLE	YES			Not Applicable
48453002427	MODERATE	YES			Not Applicable



Travis, TEXAS

Census Tract	2021		2022		Change in Tract Income Class from 2021 through 2022
	Tract Income Class	Minority Tract	Tract Income Class	Minority Tract	
48453002428	MIDDLE	YES			Not Applicable
48453002429	UPPER	YES			Not Applicable
48453002430	MODERATE	YES	MODERATE	YES	No Change
48453002431	MODERATE	YES			Not Applicable
48453002432	LOW	YES	MIDDLE	YES	LOW to MIDDLE
48453002433	MODERATE	YES			Not Applicable
48453002434	MODERATE	YES	MODERATE	YES	No Change
48453002435	MODERATE	YES			Not Applicable
48453002436	MODERATE	YES	MODERATE	YES	No Change
48453002437			MODERATE	YES	Not Applicable
48453002438			MIDDLE	YES	Not Applicable
48453002439			MIDDLE	YES	Not Applicable
48453002440			MODERATE	YES	Not Applicable
48453002441			MODERATE	YES	Not Applicable
48453002442			MIDDLE	YES	Not Applicable
48453002443			MODERATE	YES	Not Applicable
48453002444			MIDDLE	YES	Not Applicable
48453002445			MIDDLE	YES	Not Applicable
48453002446			UPPER	NO	Not Applicable
48453002447			MODERATE	YES	Not Applicable
48453002448			MIDDLE	YES	Not Applicable
48453002449			MIDDLE	YES	Not Applicable
48453002450			MODERATE	YES	Not Applicable
48453002451			MODERATE	YES	Not Applicable
48453002452			MODERATE	YES	Not Applicable
48453002453			MODERATE	YES	Not Applicable
48453002500	UPPER	NO	MIDDLE	NO	UPPER to MIDDLE

Travis, TEXAS

Census Tract	2021		2022		Change in Tract Income Class from 2021 through 2022
	Tract Income Class	Minority Tract	Tract Income Class	Minority Tract	
48453030000			UPPER	NO	Not Applicable
48453030100			UPPER	NO	Not Applicable
48453030200			UPPER	NO	Not Applicable
48453030300			MIDDLE	NO	Not Applicable
48453030400			MIDDLE	NO	Not Applicable
48453030500			UPPER	NO	Not Applicable
48453030600			UPPER	NO	Not Applicable
48453030700			UPPER	NO	Not Applicable
48453030800			MIDDLE	NO	Not Applicable
48453030900			MIDDLE	NO	Not Applicable
48453031000			MIDDLE	NO	Not Applicable
48453031100			UPPER	NO	Not Applicable
48453031200			UPPER	NO	Not Applicable
48453031300			UPPER	NO	Not Applicable
48453031400			UPPER	NO	Not Applicable
48453031500			UPPER	NO	Not Applicable
48453031600			UPPER	NO	Not Applicable
48453031700			MIDDLE	NO	Not Applicable
48453031800			MODERATE	NO	Not Applicable
48453031900			MIDDLE	NO	Not Applicable
48453032000			MIDDLE	YES	Not Applicable
48453032100			MIDDLE	NO	Not Applicable
48453032200			UPPER	NO	Not Applicable
48453032300			MODERATE	YES	Not Applicable
48453032400			UPPER	YES	Not Applicable
48453032500			UPPER	NO	Not Applicable
48453032600			UPPER	NO	Not Applicable



GeoDataVision Report D-1 Census Tract Reference Book 2021/2022: TEXAS

Travis, TEXAS

Census Tract	2021		2022		Change in Tract Income Class from 2021 through 2022
	Tract Income Class	Minority Tract	Tract Income Class	Minority Tract	
48453032700			UPPER	NO	Not Applicable
48453032800			UPPER	NO	Not Applicable
48453032900			UPPER	NO	Not Applicable
48453033000			UPPER	NO	Not Applicable
48453033100			UPPER	NO	Not Applicable
48453033200			MIDDLE	YES	Not Applicable
48453033300			UPPER	NO	Not Applicable
48453033400			MIDDLE	NO	Not Applicable
48453033500			MIDDLE	NO	Not Applicable
48453033600			UPPER	NO	Not Applicable
48453033700			UPPER	NO	Not Applicable
48453033800			UPPER	YES	Not Applicable
48453033900			UPPER	NO	Not Applicable
48453034000			UPPER	NO	Not Applicable
48453034100			MODERATE	YES	Not Applicable
48453034200			MIDDLE	YES	Not Applicable
48453034300			UPPER	NO	Not Applicable
48453034400			UPPER	NO	Not Applicable
48453034500			UPPER	YES	Not Applicable
48453034600			MODERATE	YES	Not Applicable
48453034700			UPPER	NO	Not Applicable
48453034800			UPPER	NO	Not Applicable
48453034900			UPPER	NO	Not Applicable
48453035000			UPPER	NO	Not Applicable
48453035100			UPPER	NO	Not Applicable
48453035200			MIDDLE	NO	Not Applicable
48453035300			UPPER	NO	Not Applicable

Travis, TEXAS

Census Tract	2021		2022		Change in Tract Income Class from 2021 through 2022
	Tract Income Class	Minority Tract	Tract Income Class	Minority Tract	
48453035400			UPPER	NO	Not Applicable
48453035500			UPPER	NO	Not Applicable
48453035600			UPPER	NO	Not Applicable
48453035700			UPPER	NO	Not Applicable
48453035800			UPPER	NO	Not Applicable
48453035900			MIDDLE	NO	Not Applicable
48453036000			UPPER	NO	Not Applicable
48453036100			UPPER	NO	Not Applicable
48453036200			UPPER	YES	Not Applicable
48453036300			NA	NO	Not Applicable
48453036400			UPPER	NO	Not Applicable
48453036500			UPPER	NO	Not Applicable
48453036600			UPPER	NO	Not Applicable
48453036700			UPPER	NO	Not Applicable
48453036800			UPPER	NO	Not Applicable
48453036900			UPPER	NO	Not Applicable
48453037000			UPPER	NO	Not Applicable
48453037100			UPPER	NO	Not Applicable
48453037200			UPPER	NO	Not Applicable
48453037300			MIDDLE	NO	Not Applicable
48453037400			MIDDLE	NO	Not Applicable
48453037500			MIDDLE	NO	Not Applicable
48453037600			UPPER	NO	Not Applicable
48453040000			MODERATE	YES	Not Applicable
48453040100			LOW	YES	Not Applicable
48453040200			MODERATE	YES	Not Applicable
48453040300			LOW	YES	Not Applicable



Travis, TEXAS

Census Tract	2021		2022		Change in Tract Income Class from 2021 through 2022
	Tract Income Class	Minority Tract	Tract Income Class	Minority Tract	
48453040400			MIDDLE	NO	Not Applicable
48453040500			MODERATE	YES	Not Applicable
48453040600			LOW	YES	Not Applicable
48453040700			LOW	YES	Not Applicable
48453040800			MODERATE	YES	Not Applicable
48453040900			MODERATE	YES	Not Applicable
48453041000			LOW	YES	Not Applicable
48453041100			MIDDLE	NO	Not Applicable
48453041200			MODERATE	YES	Not Applicable
48453041300			MIDDLE	NO	Not Applicable
48453041400			MODERATE	NO	Not Applicable
48453041500			MIDDLE	YES	Not Applicable
48453041600			MODERATE	YES	Not Applicable
48453041700			MIDDLE	YES	Not Applicable
48453041800			MODERATE	YES	Not Applicable
48453041900			MIDDLE	NO	Not Applicable
48453042000			UPPER	NO	Not Applicable
48453042100			MIDDLE	YES	Not Applicable
48453042200			MODERATE	YES	Not Applicable
48453042300			MIDDLE	NO	Not Applicable
48453042400			MIDDLE	YES	Not Applicable
48453042500			MIDDLE	YES	Not Applicable
48453042600			MODERATE	YES	Not Applicable
48453042700			MIDDLE	YES	Not Applicable
48453042800			MIDDLE	YES	Not Applicable
48453042900			LOW	YES	Not Applicable
48453043000			MODERATE	YES	Not Applicable

Travis, TEXAS

Census Tract	2021		2022		Change in Tract Income Class from 2021 through 2022
	Tract Income Class	Minority Tract	Tract Income Class	Minority Tract	
48453043100			MODERATE	YES	Not Applicable
48453043200			MODERATE	YES	Not Applicable
48453043300			LOW	YES	Not Applicable
48453043400			MODERATE	YES	Not Applicable
48453043500			MODERATE	YES	Not Applicable
48453043600			MODERATE	YES	Not Applicable
48453043700			LOW	YES	Not Applicable
48453043800			MIDDLE	YES	Not Applicable
48453043900			MIDDLE	YES	Not Applicable
48453044000			MODERATE	YES	Not Applicable
48453044100			MODERATE	YES	Not Applicable
48453044200			MIDDLE	YES	Not Applicable
48453044300			MODERATE	YES	Not Applicable
48453044400			MIDDLE	YES	Not Applicable
48453044500			MIDDLE	YES	Not Applicable
48453044600			MODERATE	YES	Not Applicable
48453044700			NA	YES	Not Applicable
48453044800			MODERATE	YES	Not Applicable
48453044900			MODERATE	YES	Not Applicable
48453045000			MODERATE	YES	Not Applicable
48453045100			UPPER	YES	Not Applicable
48453045200			MIDDLE	YES	Not Applicable
48453045300			UPPER	YES	Not Applicable
48453045400			MIDDLE	NO	Not Applicable
48453045500			MODERATE	YES	Not Applicable
48453045600			MIDDLE	YES	Not Applicable
48453045700			UPPER	YES	Not Applicable



Travis, TEXAS

Census Tract	2021		2022		Change in Tract Income Class from 2021 through 2022
	Tract Income Class	Minority Tract	Tract Income Class	Minority Tract	
48453045800			MODERATE	YES	Not Applicable
48453045900			MIDDLE	YES	Not Applicable
48453046000			MODERATE	YES	Not Applicable
48453046100			MIDDLE	YES	Not Applicable
48453046200			MIDDLE	YES	Not Applicable
48453046300			MODERATE	NO	Not Applicable
48453046400			MIDDLE	YES	Not Applicable
48453046500			MIDDLE	YES	Not Applicable
48453046600			MIDDLE	YES	Not Applicable
48453046700			UPPER	NO	Not Applicable
48453046800			UPPER	YES	Not Applicable
48453046900			UPPER	YES	Not Applicable
48453047000			UPPER	YES	Not Applicable
48453980000	NA	NO	NA	YES	No Change

Travis, TEXAS

Census Tract	2021		2022		Change in Tract Income Class from 2021 through 2022
	Tract Income Class	Minority Tract	Tract Income Class	Minority Tract	

Summary Data: Travis	2021	2022
Number of Census Tracts	218	290
Number of Minority Tracts	97	150
Percentage of Minority Tracts	44.50%	51.72%
Number of Low Income Tracts	33	24
Percentage of Low Income Tracts	15.14%	8.28%
Number of Moderate Income Tracts	47	71
Percentage of Moderate Income Tracts	21.56%	24.48%
Number of Middle Income Tracts	64	79
Percentage of Middle Income Tracts	29.36%	27.24%
Number of Upper Income Tracts	68	100
Percentage of Upper Income Tracts	31.19%	34.48%
Number of NA Income Tracts	6	16
Percentage of NA Income Tracts	2.75%	5.52%

Trinity, TEXAS

Census Tract	2021		2022		Change in Tract Income Class from 2021 through 2022
	Tract Income Class	Minority Tract	Tract Income Class	Minority Tract	
48455950100	MIDDLE	NO	MIDDLE	NO	No Change
48455950200	MIDDLE	NO	MIDDLE	NO	No Change
48455950300	MIDDLE	NO	MODERATE	NO	MIDDLE to MODERATE



Trinity, TEXAS

Census Tract	2021		2022		Change in Tract Income Class from 2021 through 2022
	Tract Income Class	Minority Tract	Tract Income Class	Minority Tract	
48455950400	MIDDLE	NO	MIDDLE	NO	No Change
48455950500	MODERATE	NO	MODERATE	YES	No Change

Summary Data: Trinity	2021	2022
Number of Census Tracts	5	5
Number of Minority Tracts	0	1
Percentage of Minority Tracts	0.00%	20.00%
Number of Low Income Tracts	0	0
Percentage of Low Income Tracts	0.00%	0.00%
Number of Moderate Income Tracts	1	2
Percentage of Moderate Income Tracts	20.00%	40.00%
Number of Middle Income Tracts	4	3
Percentage of Middle Income Tracts	80.00%	60.00%
Number of Upper Income Tracts	0	0
Percentage of Upper Income Tracts	0.00%	0.00%
Number of NA Income Tracts	0	0
Percentage of NA Income Tracts	0.00%	0.00%

Tyler, TEXAS

Census Tract	2021		2022		Change in Tract Income Class from 2021 through 2022
	Tract Income Class	Minority Tract	Tract Income Class	Minority Tract	
48457950100	MIDDLE	NO	MIDDLE	NO	No Change

Tyler, TEXAS

Census Tract	2021		2022		Change in Tract Income Class from 2021 through 2022
	Tract Income Class	Minority Tract	Tract Income Class	Minority Tract	
48457950200	MIDDLE	NO			Not Applicable
48457950201			MODERATE	YES	Not Applicable
48457950202			MIDDLE	NO	Not Applicable
48457950300	MIDDLE	NO	MIDDLE	NO	No Change
48457950400	MIDDLE	NO	MODERATE	NO	MIDDLE to MODERATE
48457950500	MIDDLE	NO	MIDDLE	NO	No Change

Summary Data: Tyler	2021	2022
Number of Census Tracts	5	6
Number of Minority Tracts	0	1
Percentage of Minority Tracts	0.00%	16.67%
Number of Low Income Tracts	0	0
Percentage of Low Income Tracts	0.00%	0.00%
Number of Moderate Income Tracts	0	2
Percentage of Moderate Income Tracts	0.00%	33.33%
Number of Middle Income Tracts	5	4
Percentage of Middle Income Tracts	100.00%	66.67%
Number of Upper Income Tracts	0	0
Percentage of Upper Income Tracts	0.00%	0.00%
Number of NA Income Tracts	0	0
Percentage of NA Income Tracts	0.00%	0.00%



Upshur, TEXAS

Census Tract	2021		2022		Change in Tract Income Class from 2021 through 2022
	Tract Income Class	Minority Tract	Tract Income Class	Minority Tract	
48459950100	MIDDLE	NO			Not Applicable
48459950101			MIDDLE	NO	Not Applicable
48459950102			UPPER	NO	Not Applicable
48459950200	MIDDLE	NO	MIDDLE	NO	No Change
48459950300	MIDDLE	NO			Not Applicable
48459950301			MODERATE	NO	Not Applicable
48459950302			MIDDLE	NO	Not Applicable
48459950400	MIDDLE	NO	MIDDLE	NO	No Change
48459950500	MIDDLE	NO			Not Applicable
48459950501			MIDDLE	NO	Not Applicable
48459950502			MIDDLE	NO	Not Applicable
48459950600	MIDDLE	NO	MIDDLE	NO	No Change
48459950700	MIDDLE	NO	UPPER	NO	MIDDLE to UPPER

Upshur, TEXAS

Census Tract	2021		2022		Change in Tract Income Class from 2021 through 2022
	Tract Income Class	Minority Tract	Tract Income Class	Minority Tract	

Summary Data: Upshur	2021	2022
Number of Census Tracts	7	10
Number of Minority Tracts	0	0
Percentage of Minority Tracts	0.00%	0.00%
Number of Low Income Tracts	0	0
Percentage of Low Income Tracts	0.00%	0.00%
Number of Moderate Income Tracts	0	1
Percentage of Moderate Income Tracts	0.00%	10.00%
Number of Middle Income Tracts	7	7
Percentage of Middle Income Tracts	100.00%	70.00%
Number of Upper Income Tracts	0	2
Percentage of Upper Income Tracts	0.00%	20.00%
Number of NA Income Tracts	0	0
Percentage of NA Income Tracts	0.00%	0.00%

Upton, TEXAS

Census Tract	2021		2022		Change in Tract Income Class from 2021 through 2022
	Tract Income Class	Minority Tract	Tract Income Class	Minority Tract	
48461950100	UPPER	NO	MIDDLE	NO	UPPER to MIDDLE
48461950200	MIDDLE	YES	MIDDLE	YES	No Change



Upton, TEXAS

Census Tract	2021		2022		Change in Tract Income Class from 2021 through 2022
	Tract Income Class	Minority Tract	Tract Income Class	Minority Tract	

Summary Data: Upton	2021	2022
Number of Census Tracts	2	2
Number of Minority Tracts	1	1
Percentage of Minority Tracts	50.00%	50.00%
Number of Low Income Tracts	0	0
Percentage of Low Income Tracts	0.00%	0.00%
Number of Moderate Income Tracts	0	0
Percentage of Moderate Income Tracts	0.00%	0.00%
Number of Middle Income Tracts	1	2
Percentage of Middle Income Tracts	50.00%	100.00%
Number of Upper Income Tracts	1	0
Percentage of Upper Income Tracts	50.00%	0.00%
Number of NA Income Tracts	0	0
Percentage of NA Income Tracts	0.00%	0.00%

Uvalde, TEXAS

Census Tract	2021		2022		Change in Tract Income Class from 2021 through 2022
	Tract Income Class	Minority Tract	Tract Income Class	Minority Tract	
48463950100	MIDDLE	YES	MIDDLE	NO	No Change
48463950200	MIDDLE	YES			Not Applicable
48463950201			MIDDLE	YES	Not Applicable

Uvalde, TEXAS

Census Tract	2021		2022		Change in Tract Income Class from 2021 through 2022
	Tract Income Class	Minority Tract	Tract Income Class	Minority Tract	
48463950202			MIDDLE	YES	Not Applicable
48463950300	MIDDLE	YES	MIDDLE	YES	No Change
48463950400	MIDDLE	YES	UPPER	YES	MIDDLE to UPPER
48463950500	MODERATE	YES	MIDDLE	YES	MODERATE to MIDDLE

Summary Data: Uvalde	2021	2022
Number of Census Tracts	5	6
Number of Minority Tracts	5	5
Percentage of Minority Tracts	100.00%	83.33%
Number of Low Income Tracts	0	0
Percentage of Low Income Tracts	0.00%	0.00%
Number of Moderate Income Tracts	1	0
Percentage of Moderate Income Tracts	20.00%	0.00%
Number of Middle Income Tracts	4	5
Percentage of Middle Income Tracts	80.00%	83.33%
Number of Upper Income Tracts	0	1
Percentage of Upper Income Tracts	0.00%	16.67%
Number of NA Income Tracts	0	0
Percentage of NA Income Tracts	0.00%	0.00%



Val Verde, TEXAS

Census Tract	2021		2022		Change in Tract Income Class from 2021 through 2022
	Tract Income Class	Minority Tract	Tract Income Class	Minority Tract	
48465950201	UPPER	YES			Not Applicable
48465950202			MIDDLE	YES	Not Applicable
48465950203			UPPER	YES	Not Applicable
48465950301	MIDDLE	YES	MODERATE	YES	MIDDLE to MODERATE
48465950302	MIDDLE	YES	MIDDLE	YES	No Change
48465950400	MODERATE	YES	MODERATE	YES	No Change
48465950500	MIDDLE	YES			Not Applicable
48465950501			MIDDLE	NO	Not Applicable
48465950502			MIDDLE	YES	Not Applicable
48465950601	MODERATE	YES	MODERATE	YES	No Change
48465950602	MODERATE	YES	MIDDLE	YES	MODERATE to MIDDLE
48465950700	MIDDLE	YES			Not Applicable
48465950701			UPPER	YES	Not Applicable
48465950702			MODERATE	YES	Not Applicable
48465950800	MIDDLE	YES			Not Applicable
48465950801			MODERATE	YES	Not Applicable
48465950802			MIDDLE	NO	Not Applicable
48465980000	NA	NO	NA	NO	No Change

Val Verde, TEXAS

Census Tract	2021		2022		Change in Tract Income Class from 2021 through 2022
	Tract Income Class	Minority Tract	Tract Income Class	Minority Tract	

Summary Data: Val Verde	2021	2022
Number of Census Tracts	10	14
Number of Minority Tracts	9	11
Percentage of Minority Tracts	90.00%	78.57%
Number of Low Income Tracts	0	0
Percentage of Low Income Tracts	0.00%	0.00%
Number of Moderate Income Tracts	3	5
Percentage of Moderate Income Tracts	30.00%	35.71%
Number of Middle Income Tracts	5	6
Percentage of Middle Income Tracts	50.00%	42.86%
Number of Upper Income Tracts	1	2
Percentage of Upper Income Tracts	10.00%	14.29%
Number of NA Income Tracts	1	1
Percentage of NA Income Tracts	10.00%	7.14%

Van Zandt, TEXAS

Census Tract	2021		2022		Change in Tract Income Class from 2021 through 2022
	Tract Income Class	Minority Tract	Tract Income Class	Minority Tract	
48467950100	MIDDLE	NO	MIDDLE	NO	No Change
48467950200	MODERATE	NO	MODERATE	NO	No Change
48467950300	MIDDLE	NO	UPPER	NO	MIDDLE to UPPER



Van Zandt, TEXAS

Census Tract	2021		2022		Change in Tract Income Class from 2021 through 2022
	Tract Income Class	Minority Tract	Tract Income Class	Minority Tract	
48467950400	MIDDLE	NO	MIDDLE	NO	No Change
48467950500	MIDDLE	NO	MIDDLE	NO	No Change
48467950600	UPPER	NO			Not Applicable
48467950601			MIDDLE	NO	Not Applicable
48467950602			MIDDLE	NO	Not Applicable
48467950700	MIDDLE	NO	MIDDLE	NO	No Change
48467950800	MIDDLE	NO			Not Applicable
48467950801			MIDDLE	NO	Not Applicable
48467950802			MIDDLE	NO	Not Applicable
48467950900	MIDDLE	NO			Not Applicable
48467950901			UPPER	NO	Not Applicable
48467950902			UPPER	NO	Not Applicable
48467951000	MIDDLE	NO			Not Applicable
48467951001			UPPER	NO	Not Applicable
48467951002			MIDDLE	NO	Not Applicable

Van Zandt, TEXAS

Census Tract	2021		2022		Change in Tract Income Class from 2021 through 2022
	Tract Income Class	Minority Tract	Tract Income Class	Minority Tract	

Summary Data: Van Zandt	2021	2022
Number of Census Tracts	10	14
Number of Minority Tracts	0	0
Percentage of Minority Tracts	0.00%	0.00%
Number of Low Income Tracts	0	0
Percentage of Low Income Tracts	0.00%	0.00%
Number of Moderate Income Tracts	1	1
Percentage of Moderate Income Tracts	10.00%	7.14%
Number of Middle Income Tracts	8	9
Percentage of Middle Income Tracts	80.00%	64.29%
Number of Upper Income Tracts	1	4
Percentage of Upper Income Tracts	10.00%	28.57%
Number of NA Income Tracts	0	0
Percentage of NA Income Tracts	0.00%	0.00%

Victoria, TEXAS

Census Tract	2021		2022		Change in Tract Income Class from 2021 through 2022
	Tract Income Class	Minority Tract	Tract Income Class	Minority Tract	
48469000100	MIDDLE	YES	MODERATE	YES	MIDDLE to MODERATE
48469000201	LOW	YES	LOW	YES	No Change
48469000202	MODERATE	YES	MODERATE	YES	No Change



Victoria, TEXAS

Census Tract	2021		2022		Change in Tract Income Class from 2021 through 2022
	Tract Income Class	Minority Tract	Tract Income Class	Minority Tract	
48469000301	MODERATE	YES	MODERATE	YES	No Change
48469000302	MODERATE	YES	LOW	YES	MODERATE to LOW
48469000400	MIDDLE	NO	MIDDLE	YES	No Change
48469000501	MIDDLE	YES	MODERATE	YES	MIDDLE to MODERATE
48469000502	MODERATE	YES	MIDDLE	YES	MODERATE to MIDDLE
48469000601	MODERATE	YES	MODERATE	YES	No Change
48469000602	MODERATE	YES	MODERATE	YES	No Change
48469000700	MODERATE	YES	MIDDLE	YES	MODERATE to MIDDLE
48469000800	MIDDLE	NO	UPPER	NO	MIDDLE to UPPER
48469001300	MIDDLE	NO	MIDDLE	NO	No Change
48469001400	UPPER	NO			Not Applicable
48469001401			MIDDLE	NO	Not Applicable
48469001402			MIDDLE	NO	Not Applicable
48469001501	UPPER	NO	UPPER	NO	No Change
48469001503	UPPER	NO	UPPER	NO	No Change
48469001504	UPPER	NO	UPPER	NO	No Change
48469001601	MODERATE	YES	MIDDLE	YES	MODERATE to MIDDLE
48469001604	MIDDLE	YES	MIDDLE	YES	No Change
48469001605	UPPER	YES	MIDDLE	YES	UPPER to MIDDLE
48469001606	UPPER	NO			Not Applicable
48469001607			UPPER	NO	Not Applicable
48469001608			UPPER	NO	Not Applicable
48469001700	MIDDLE	YES	MODERATE	YES	MIDDLE to MODERATE
48469980000	NA	NO	NA	NO	No Change

Victoria, TEXAS

Census Tract	2021		2022		Change in Tract Income Class from 2021 through 2022
	Tract Income Class	Minority Tract	Tract Income Class	Minority Tract	

Summary Data: Victoria	2021	2022
Number of Census Tracts	23	25
Number of Minority Tracts	14	15
Percentage of Minority Tracts	60.87%	60.00%
Number of Low Income Tracts	1	2
Percentage of Low Income Tracts	4.35%	8.00%
Number of Moderate Income Tracts	8	7
Percentage of Moderate Income Tracts	34.78%	28.00%
Number of Middle Income Tracts	7	9
Percentage of Middle Income Tracts	30.43%	36.00%
Number of Upper Income Tracts	6	6
Percentage of Upper Income Tracts	26.09%	24.00%
Number of NA Income Tracts	1	1
Percentage of NA Income Tracts	4.35%	4.00%

Walker, TEXAS

Census Tract	2021		2022		Change in Tract Income Class from 2021 through 2022
	Tract Income Class	Minority Tract	Tract Income Class	Minority Tract	
48471790101	MIDDLE	NO	UPPER	YES	MIDDLE to UPPER
48471790102	UPPER	NO	MIDDLE	NO	UPPER to MIDDLE
48471790103	UPPER	NO	MIDDLE	NO	UPPER to MIDDLE



Walker, TEXAS

Census Tract	2021		2022		Change in Tract Income Class from 2021 through 2022
	Tract Income Class	Minority Tract	Tract Income Class	Minority Tract	
48471790200	MIDDLE	NO	MIDDLE	NO	No Change
48471790300	UPPER	NO			Not Applicable
48471790301			MIDDLE	NO	Not Applicable
48471790302			UPPER	NO	Not Applicable
48471790400	MIDDLE	YES			Not Applicable
48471790401			UPPER	NO	Not Applicable
48471790402			MIDDLE	YES	Not Applicable
48471790500	MIDDLE	NO	MODERATE	YES	MIDDLE to MODERATE
48471790600	MODERATE	YES	MODERATE	YES	No Change
48471790700	MODERATE	YES	MODERATE	YES	No Change
48471790800	MODERATE	NO	MODERATE	YES	No Change

Walker, TEXAS

Census Tract	2021		2022		Change in Tract Income Class from 2021 through 2022
	Tract Income Class	Minority Tract	Tract Income Class	Minority Tract	

Summary Data: Walker	2021	2022
Number of Census Tracts	10	12
Number of Minority Tracts	3	6
Percentage of Minority Tracts	30.00%	50.00%
Number of Low Income Tracts	0	0
Percentage of Low Income Tracts	0.00%	0.00%
Number of Moderate Income Tracts	3	4
Percentage of Moderate Income Tracts	30.00%	33.33%
Number of Middle Income Tracts	4	5
Percentage of Middle Income Tracts	40.00%	41.67%
Number of Upper Income Tracts	3	3
Percentage of Upper Income Tracts	30.00%	25.00%
Number of NA Income Tracts	0	0
Percentage of NA Income Tracts	0.00%	0.00%

Waller, TEXAS

Census Tract	2021		2022		Change in Tract Income Class from 2021 through 2022
	Tract Income Class	Minority Tract	Tract Income Class	Minority Tract	
48473680100	UPPER	NO	UPPER	NO	No Change
48473680200	MODERATE	YES			Not Applicable
48473680201			MIDDLE	YES	Not Applicable



Waller, TEXAS

Census Tract	2021		2022		Change in Tract Income Class from 2021 through 2022
	Tract Income Class	Minority Tract	Tract Income Class	Minority Tract	
48473680202			MODERATE	YES	Not Applicable
48473680300	MIDDLE	YES			Not Applicable
48473680301			MODERATE	YES	Not Applicable
48473680302			MIDDLE	NO	Not Applicable
48473680303			MIDDLE	YES	Not Applicable
48473680400	NA	YES			Not Applicable
48473680500	MODERATE	YES			Not Applicable
48473680501			MODERATE	YES	Not Applicable
48473680502			MODERATE	NO	Not Applicable
48473680600	MIDDLE	NO			Not Applicable
48473680601			UPPER	NO	Not Applicable
48473680602			MIDDLE	NO	Not Applicable
48473980000			NA	YES	Not Applicable

Waller, TEXAS

Census Tract	2021		2022		Change in Tract Income Class from 2021 through 2022
	Tract Income Class	Minority Tract	Tract Income Class	Minority Tract	

Summary Data: Waller	2021	2022
Number of Census Tracts	6	11
Number of Minority Tracts	4	6
Percentage of Minority Tracts	66.67%	54.55%
Number of Low Income Tracts	0	0
Percentage of Low Income Tracts	0.00%	0.00%
Number of Moderate Income Tracts	2	4
Percentage of Moderate Income Tracts	33.33%	36.36%
Number of Middle Income Tracts	2	4
Percentage of Middle Income Tracts	33.33%	36.36%
Number of Upper Income Tracts	1	2
Percentage of Upper Income Tracts	16.67%	18.18%
Number of NA Income Tracts	1	1
Percentage of NA Income Tracts	16.67%	9.09%

Ward, TEXAS

Census Tract	2021		2022		Change in Tract Income Class from 2021 through 2022
	Tract Income Class	Minority Tract	Tract Income Class	Minority Tract	
48475950100	MIDDLE	NO	MIDDLE	YES	No Change
48475950200	UPPER	YES	UPPER	YES	No Change
48475950300	MIDDLE	YES	MIDDLE	YES	No Change



Ward, TEXAS

Census Tract	2021		2022		Change in Tract Income Class from 2021 through 2022
	Tract Income Class	Minority Tract	Tract Income Class	Minority Tract	
Summary Data: Ward			2021	2022	
Number of Census Tracts			3	3	
Number of Minority Tracts			2	3	
Percentage of Minority Tracts			66.67%	100.00%	
Number of Low Income Tracts			0	0	
Percentage of Low Income Tracts			0.00%	0.00%	
Number of Moderate Income Tracts			0	0	
Percentage of Moderate Income Tracts			0.00%	0.00%	
Number of Middle Income Tracts			2	2	
Percentage of Middle Income Tracts			66.67%	66.67%	
Number of Upper Income Tracts			1	1	
Percentage of Upper Income Tracts			33.33%	33.33%	
Number of NA Income Tracts			0	0	
Percentage of NA Income Tracts			0.00%	0.00%	

Washington, TEXAS

Census Tract	2021		2022		Change in Tract Income Class from 2021 through 2022
	Tract Income Class	Minority Tract	Tract Income Class	Minority Tract	
48477170100	MODERATE	YES	MIDDLE	YES	MODERATE to MIDDLE
48477170200	MIDDLE	NO			Not Applicable
48477170201			MIDDLE	YES	Not Applicable

Washington, TEXAS

Census Tract	2021		2022		Change in Tract Income Class from 2021 through 2022
	Tract Income Class	Minority Tract	Tract Income Class	Minority Tract	
48477170202			UPPER	NO	Not Applicable
48477170300	UPPER	NO	MIDDLE	NO	UPPER to MIDDLE
48477170400	UPPER	NO	MIDDLE	NO	UPPER to MIDDLE
48477170500	UPPER	NO			Not Applicable
48477170501			UPPER	NO	Not Applicable
48477170502			UPPER	NO	Not Applicable
48477170600	MIDDLE	NO			Not Applicable
48477170601			UPPER	NO	Not Applicable
48477170602			UPPER	NO	Not Applicable



Washington, TEXAS

Census Tract	2021		2022		Change in Tract Income Class from 2021 through 2022
	Tract Income Class	Minority Tract	Tract Income Class	Minority Tract	

Summary Data: Washington	2021	2022
Number of Census Tracts	6	9
Number of Minority Tracts	1	2
Percentage of Minority Tracts	16.67%	22.22%
Number of Low Income Tracts	0	0
Percentage of Low Income Tracts	0.00%	0.00%
Number of Moderate Income Tracts	1	0
Percentage of Moderate Income Tracts	16.67%	0.00%
Number of Middle Income Tracts	2	4
Percentage of Middle Income Tracts	33.33%	44.44%
Number of Upper Income Tracts	3	5
Percentage of Upper Income Tracts	50.00%	55.56%
Number of NA Income Tracts	0	0
Percentage of NA Income Tracts	0.00%	0.00%

Webb, TEXAS

Census Tract	2021		2022		Change in Tract Income Class from 2021 through 2022
	Tract Income Class	Minority Tract	Tract Income Class	Minority Tract	
48479000101	MODERATE	YES	MODERATE	YES	No Change
48479000105	MIDDLE	YES	MODERATE	YES	MIDDLE to MODERATE
48479000106	MODERATE	YES	MODERATE	YES	No Change

Webb, TEXAS

Census Tract	2021		2022		Change in Tract Income Class from 2021 through 2022
	Tract Income Class	Minority Tract	Tract Income Class	Minority Tract	
48479000107	MODERATE	YES	MODERATE	YES	No Change
48479000108	MIDDLE	YES	MODERATE	YES	MIDDLE to MODERATE
48479000109	MODERATE	YES	MIDDLE	YES	MODERATE to MIDDLE
48479000200	MODERATE	YES	MODERATE	YES	No Change
48479000300	LOW	YES	MODERATE	YES	LOW to MODERATE
48479000601	MODERATE	YES	MODERATE	YES	No Change
48479000602	MODERATE	YES	MODERATE	YES	No Change
48479000700	MODERATE	YES	MODERATE	YES	No Change
48479000800	MODERATE	YES	MODERATE	YES	No Change
48479000901	MODERATE	YES	MODERATE	YES	No Change
48479000903	MODERATE	YES	MODERATE	YES	No Change
48479000904	MODERATE	YES	MODERATE	YES	No Change
48479001001	MIDDLE	YES	MODERATE	YES	MIDDLE to MODERATE
48479001003	MODERATE	YES	MODERATE	YES	No Change
48479001004	MODERATE	YES	MIDDLE	YES	MODERATE to MIDDLE
48479001101	MIDDLE	YES	MIDDLE	YES	No Change
48479001103	MODERATE	YES	MODERATE	YES	No Change
48479001104	MODERATE	YES	MODERATE	YES	No Change
48479001105	MIDDLE	YES	MODERATE	YES	MIDDLE to MODERATE
48479001201	MODERATE	YES	LOW	YES	MODERATE to LOW
48479001202	LOW	YES	MODERATE	YES	LOW to MODERATE
48479001300	MIDDLE	YES	MODERATE	YES	MIDDLE to MODERATE
48479001401	MODERATE	YES	MIDDLE	YES	MODERATE to MIDDLE
48479001402	MODERATE	YES	MODERATE	YES	No Change
48479001501	MODERATE	YES	MODERATE	YES	No Change
48479001502	MODERATE	YES	MIDDLE	YES	MODERATE to MIDDLE
48479001601	MIDDLE	YES	MIDDLE	YES	No Change



Webb, TEXAS

Census Tract	2021		2022		Change in Tract Income Class from 2021 through 2022
	Tract Income Class	Minority Tract	Tract Income Class	Minority Tract	
48479001602	UPPER	YES	UPPER	YES	No Change
48479001706	MODERATE	YES	MODERATE	YES	No Change
48479001709	UPPER	YES	UPPER	YES	No Change
48479001710	MODERATE	YES	UPPER	YES	MODERATE to UPPER
48479001711	UPPER	YES	UPPER	YES	No Change
48479001712	UPPER	YES			Not Applicable
48479001713	UPPER	YES			Not Applicable
48479001714	UPPER	YES	UPPER	YES	No Change
48479001715	UPPER	YES	UPPER	YES	No Change
48479001716	MIDDLE	YES	UPPER	YES	MIDDLE to UPPER
48479001717	MODERATE	YES	MODERATE	YES	No Change
48479001718	UPPER	YES	MIDDLE	YES	UPPER to MIDDLE
48479001719	MIDDLE	YES	UPPER	YES	MIDDLE to UPPER
48479001720	UPPER	YES	UPPER	YES	No Change
48479001721	UPPER	YES	UPPER	YES	No Change
48479001722	UPPER	YES	UPPER	YES	No Change
48479001723			MIDDLE	YES	Not Applicable
48479001724			UPPER	YES	Not Applicable
48479001725			UPPER	YES	Not Applicable
48479001726			UPPER	YES	Not Applicable
48479001727			UPPER	YES	Not Applicable
48479001806	MODERATE	YES	MODERATE	YES	No Change
48479001807	MIDDLE	YES			Not Applicable
48479001808	MIDDLE	YES			Not Applicable
48479001809	MIDDLE	YES	MODERATE	YES	MIDDLE to MODERATE
48479001810	MIDDLE	YES	UPPER	YES	MIDDLE to UPPER
48479001811	MIDDLE	YES	MIDDLE	YES	No Change

Webb, TEXAS

Census Tract	2021		2022		Change in Tract Income Class from 2021 through 2022
	Tract Income Class	Minority Tract	Tract Income Class	Minority Tract	
48479001812	MIDDLE	YES			Not Applicable
48479001813	MODERATE	YES	MIDDLE	YES	MODERATE to MIDDLE
48479001814	MODERATE	YES			Not Applicable
48479001815	MODERATE	YES	MODERATE	YES	No Change
48479001816	MIDDLE	YES	UPPER	YES	MIDDLE to UPPER
48479001817	MODERATE	YES			Not Applicable
48479001818	MODERATE	YES	MODERATE	YES	No Change
48479001819			MIDDLE	YES	Not Applicable
48479001820			MIDDLE	YES	Not Applicable
48479001821			MODERATE	YES	Not Applicable
48479001822			LOW	YES	Not Applicable
48479001823			MIDDLE	YES	Not Applicable
48479001824			UPPER	YES	Not Applicable
48479001825			UPPER	YES	Not Applicable
48479001826			UPPER	YES	Not Applicable
48479001827			NA	YES	Not Applicable
48479001828			MODERATE	YES	Not Applicable
48479001900	MODERATE	YES	LOW	YES	MODERATE to LOW
48479980000	NA	NO	NA	YES	No Change



Tracts with empty cells are new or discontinued tracts

Webb, TEXAS

Census Tract	2021		2022		Change in Tract Income Class from 2021 through 2022
	Tract Income Class	Minority Tract	Tract Income Class	Minority Tract	

Summary Data: Webb	2021	2022
Number of Census Tracts	61	69
Number of Minority Tracts	60	69
Percentage of Minority Tracts	98.36%	100.00%
Number of Low Income Tracts	2	3
Percentage of Low Income Tracts	3.28%	4.35%
Number of Moderate Income Tracts	31	31
Percentage of Moderate Income Tracts	50.82%	44.93%
Number of Middle Income Tracts	16	13
Percentage of Middle Income Tracts	26.23%	18.84%
Number of Upper Income Tracts	11	20
Percentage of Upper Income Tracts	18.03%	28.99%
Number of NA Income Tracts	1	2
Percentage of NA Income Tracts	1.64%	2.90%

Wharton, TEXAS

Census Tract	2021		2022		Change in Tract Income Class from 2021 through 2022
	Tract Income Class	Minority Tract	Tract Income Class	Minority Tract	
48481740100	UPPER	NO	UPPER	NO	No Change
48481740200	MIDDLE	YES	MIDDLE	YES	No Change
48481740300	MODERATE	YES	MIDDLE	YES	MODERATE to MIDDLE

Wharton, TEXAS

Census Tract	2021		2022		Change in Tract Income Class from 2021 through 2022
	Tract Income Class	Minority Tract	Tract Income Class	Minority Tract	
48481740400	MIDDLE	YES	MIDDLE	YES	No Change
48481740500	MODERATE	YES	MIDDLE	YES	MODERATE to MIDDLE
48481740600	MIDDLE	NO	MIDDLE	YES	No Change
48481740700	MODERATE	YES	LOW	YES	MODERATE to LOW
48481740800	MODERATE	YES	MODERATE	YES	No Change
48481740900	UPPER	NO			Not Applicable
48481740901			UPPER	NO	Not Applicable
48481740902			UPPER	NO	Not Applicable
48481741000	MIDDLE	YES	MIDDLE	YES	No Change
48481741100	UPPER	NO	UPPER	NO	No Change



Wharton, TEXAS

Census Tract	2021		2022		Change in Tract Income Class from 2021 through 2022
	Tract Income Class	Minority Tract	Tract Income Class	Minority Tract	

Summary Data: Wharton	2021	2022
Number of Census Tracts	11	12
Number of Minority Tracts	7	8
Percentage of Minority Tracts	63.64%	66.67%
Number of Low Income Tracts	0	1
Percentage of Low Income Tracts	0.00%	8.33%
Number of Moderate Income Tracts	4	1
Percentage of Moderate Income Tracts	36.36%	8.33%
Number of Middle Income Tracts	4	6
Percentage of Middle Income Tracts	36.36%	50.00%
Number of Upper Income Tracts	3	4
Percentage of Upper Income Tracts	27.27%	33.33%
Number of NA Income Tracts	0	0
Percentage of NA Income Tracts	0.00%	0.00%

Wheeler, TEXAS

Census Tract	2021		2022		Change in Tract Income Class from 2021 through 2022
	Tract Income Class	Minority Tract	Tract Income Class	Minority Tract	

Summary Data: Wheeler	2021	2022
Number of Census Tracts	2	2
Number of Minority Tracts	0	0
Percentage of Minority Tracts	0.00%	0.00%
Number of Low Income Tracts	0	0
Percentage of Low Income Tracts	0.00%	0.00%
Number of Moderate Income Tracts	0	1
Percentage of Moderate Income Tracts	0.00%	50.00%
Number of Middle Income Tracts	2	1
Percentage of Middle Income Tracts	100.00%	50.00%
Number of Upper Income Tracts	0	0
Percentage of Upper Income Tracts	0.00%	0.00%
Number of NA Income Tracts	0	0
Percentage of NA Income Tracts	0.00%	0.00%

Wheeler, TEXAS

Census Tract	2021		2022		Change in Tract Income Class from 2021 through 2022
	Tract Income Class	Minority Tract	Tract Income Class	Minority Tract	
48483950100	MIDDLE	NO	MIDDLE	NO	No Change
48483950300	MIDDLE	NO	MODERATE	NO	MIDDLE to MODERATE

Wichita, TEXAS

Census Tract	2021		2022		Change in Tract Income Class from 2021 through 2022
	Tract Income Class	Minority Tract	Tract Income Class	Minority Tract	
48485010100	MODERATE	YES	LOW	YES	MODERATE to LOW
48485010200	MODERATE	NO	MODERATE	YES	No Change
48485010400	LOW	YES	LOW	YES	No Change



Wichita, TEXAS

Census Tract	2021		2022		Change in Tract Income Class from 2021 through 2022
	Tract Income Class	Minority Tract	Tract Income Class	Minority Tract	
48485010600	MIDDLE	NO	MODERATE	NO	MIDDLE to MODERATE
48485010700	MODERATE	YES	MODERATE	YES	No Change
48485010800	MODERATE	YES	MODERATE	YES	No Change
48485010900	MIDDLE	NO	MIDDLE	NO	No Change
48485011000	MODERATE	NO	LOW	YES	MODERATE to LOW
48485011100	LOW	YES	MODERATE	YES	LOW to MODERATE
48485011200	LOW	NO	MODERATE	NO	LOW to MODERATE
48485011300	MODERATE	YES	MODERATE	YES	No Change
48485011400	LOW	YES	MODERATE	YES	LOW to MODERATE
48485011500	MODERATE	NO	MODERATE	NO	No Change
48485011600	MODERATE	NO	MODERATE	NO	No Change
48485011700	UPPER	NO	MIDDLE	NO	UPPER to MIDDLE
48485011800	UPPER	NO	MIDDLE	NO	UPPER to MIDDLE
48485011900	UPPER	NO			Not Applicable
48485011901			UPPER	NO	Not Applicable
48485011902			UPPER	NO	Not Applicable
48485012000	UPPER	NO			Not Applicable
48485012001			UPPER	NO	Not Applicable
48485012002			MIDDLE	NO	Not Applicable
48485012100	MODERATE	NO	MIDDLE	NO	MODERATE to MIDDLE
48485012200	MIDDLE	NO			Not Applicable
48485012201			MIDDLE	NO	Not Applicable
48485012202			MIDDLE	NO	Not Applicable
48485012300	UPPER	NO			Not Applicable
48485012301			MIDDLE	NO	Not Applicable
48485012302			UPPER	NO	Not Applicable
48485012400	UPPER	NO			Not Applicable

Wichita, TEXAS

Census Tract	2021		2022		Change in Tract Income Class from 2021 through 2022
	Tract Income Class	Minority Tract	Tract Income Class	Minority Tract	
48485012401			MIDDLE	NO	Not Applicable
48485012402			MIDDLE	NO	Not Applicable
48485012600	UPPER	NO	MIDDLE	NO	UPPER to MIDDLE
48485012700	MODERATE	NO	MIDDLE	NO	MODERATE to MIDDLE
48485012800	UPPER	NO	UPPER	NO	No Change
48485012900	UPPER	NO	MIDDLE	NO	UPPER to MIDDLE
48485013000	MODERATE	NO	MODERATE	NO	No Change
48485013100	MIDDLE	YES	MIDDLE	YES	No Change
48485013200	MIDDLE	NO			Not Applicable
48485013201			MODERATE	YES	Not Applicable
48485013202			MIDDLE	NO	Not Applicable
48485013300	MIDDLE	YES	MIDDLE	NO	No Change
48485013401	UPPER	NO	UPPER	NO	No Change
48485013501	MODERATE	NO			Not Applicable
48485013502	UPPER	NO	MIDDLE	NO	UPPER to MIDDLE
48485013503			MIDDLE	NO	Not Applicable
48485013504			MODERATE	NO	Not Applicable
48485013600	MIDDLE	NO	MIDDLE	NO	No Change
48485013700	MIDDLE	NO	MIDDLE	NO	No Change
48485013800	UPPER	NO	MIDDLE	NO	UPPER to MIDDLE
48485980000	NA	NO	NA	NO	No Change



Wichita, TEXAS

Census Tract	2021		2022		Change in Tract Income Class from 2021 through 2022
	Tract Income Class	Minority Tract	Tract Income Class	Minority Tract	

Summary Data: Wichita	2021	2022
Number of Census Tracts	37	44
Number of Minority Tracts	9	11
Percentage of Minority Tracts	24.32%	25.00%
Number of Low Income Tracts	4	3
Percentage of Low Income Tracts	10.81%	6.82%
Number of Moderate Income Tracts	12	13
Percentage of Moderate Income Tracts	32.43%	29.55%
Number of Middle Income Tracts	8	21
Percentage of Middle Income Tracts	21.62%	47.73%
Number of Upper Income Tracts	12	6
Percentage of Upper Income Tracts	32.43%	13.64%
Number of NA Income Tracts	1	1
Percentage of NA Income Tracts	2.70%	2.27%

Wilbarger, TEXAS

Census Tract	2021		2022		Change in Tract Income Class from 2021 through 2022
	Tract Income Class	Minority Tract	Tract Income Class	Minority Tract	
48487950300	MIDDLE	NO	UPPER	NO	MIDDLE to UPPER
48487950500	MODERATE	YES	MODERATE	YES	No Change
48487950600	MIDDLE	NO	MIDDLE	NO	No Change

Wilbarger, TEXAS

Census Tract	2021		2022		Change in Tract Income Class from 2021 through 2022
	Tract Income Class	Minority Tract	Tract Income Class	Minority Tract	
48487950700	MODERATE	YES	MODERATE	YES	No Change

Summary Data: Wilbarger	2021	2022
Number of Census Tracts	4	4
Number of Minority Tracts	2	2
Percentage of Minority Tracts	50.00%	50.00%
Number of Low Income Tracts	0	0
Percentage of Low Income Tracts	0.00%	0.00%
Number of Moderate Income Tracts	2	2
Percentage of Moderate Income Tracts	50.00%	50.00%
Number of Middle Income Tracts	2	1
Percentage of Middle Income Tracts	50.00%	25.00%
Number of Upper Income Tracts	0	1
Percentage of Upper Income Tracts	0.00%	25.00%
Number of NA Income Tracts	0	0
Percentage of NA Income Tracts	0.00%	0.00%

Willacy, TEXAS

Census Tract	2021		2022		Change in Tract Income Class from 2021 through 2022
	Tract Income Class	Minority Tract	Tract Income Class	Minority Tract	
48489950300	LOW	YES	MODERATE	YES	LOW to MODERATE
48489950400	MODERATE	YES	MIDDLE	YES	MODERATE to MIDDLE



Willacy, TEXAS

Census Tract	2021		2022		Change in Tract Income Class from 2021 through 2022
	Tract Income Class	Minority Tract	Tract Income Class	Minority Tract	
48489950500	MODERATE	YES	MIDDLE	YES	MODERATE to MIDDLE
48489950600	MODERATE	YES	MIDDLE	YES	MODERATE to MIDDLE
48489950700	MODERATE	YES	LOW	YES	MODERATE to LOW
48489990000	NA	NO	NA	NO	No Change

Summary Data: Willacy	2021	2022
Number of Census Tracts	6	6
Number of Minority Tracts	5	5
Percentage of Minority Tracts	83.33%	83.33%
Number of Low Income Tracts	1	1
Percentage of Low Income Tracts	16.67%	16.67%
Number of Moderate Income Tracts	4	1
Percentage of Moderate Income Tracts	66.67%	16.67%
Number of Middle Income Tracts	0	3
Percentage of Middle Income Tracts	0.00%	50.00%
Number of Upper Income Tracts	0	0
Percentage of Upper Income Tracts	0.00%	0.00%
Number of NA Income Tracts	1	1
Percentage of NA Income Tracts	16.67%	16.67%

Williamson, TEXAS

Census Tract	2021		2022		Change in Tract Income Class from 2021 through 2022
	Tract Income Class	Minority Tract	Tract Income Class	Minority Tract	
48491020105	MIDDLE	NO			Not Applicable
48491020106	UPPER	NO	UPPER	NO	No Change
48491020107	MIDDLE	NO			Not Applicable
48491020108	UPPER	NO	MIDDLE	NO	UPPER to MIDDLE
48491020109	UPPER	NO	UPPER	NO	No Change
48491020110	UPPER	NO			Not Applicable
48491020111	MIDDLE	NO	MODERATE	NO	MIDDLE to MODERATE
48491020112	UPPER	NO			Not Applicable
48491020113	MIDDLE	NO	MODERATE	NO	MIDDLE to MODERATE
48491020114	MODERATE	NO	MODERATE	NO	No Change
48491020115	UPPER	NO	MIDDLE	NO	UPPER to MIDDLE
48491020116			MIDDLE	NO	Not Applicable
48491020117			MODERATE	NO	Not Applicable
48491020118			MIDDLE	NO	Not Applicable
48491020119			MIDDLE	NO	Not Applicable
48491020120			UPPER	NO	Not Applicable
48491020121			UPPER	NO	Not Applicable
48491020122			UPPER	NO	Not Applicable
48491020123			MIDDLE	NO	Not Applicable
48491020124			UPPER	NO	Not Applicable
48491020201	MODERATE	NO	MIDDLE	NO	MODERATE to MIDDLE
48491020202	MIDDLE	NO			Not Applicable
48491020203	MIDDLE	NO	MIDDLE	NO	No Change
48491020204	MIDDLE	NO			Not Applicable
48491020205			UPPER	NO	Not Applicable
48491020206			MODERATE	NO	Not Applicable
48491020207			UPPER	NO	Not Applicable



GeoDataVision Report D-1 Census Tract Reference Book 2021/2022: TEXAS

Williamson, TEXAS

Census Tract	2021		2022		Change in Tract Income Class from 2021 through 2022
	Tract Income Class	Minority Tract	Tract Income Class	Minority Tract	
48491020208			UPPER	NO	Not Applicable
48491020301	MIDDLE	NO			Not Applicable
48491020302	MIDDLE	NO			Not Applicable
48491020310	UPPER	NO	UPPER	NO	No Change
48491020311	UPPER	NO	MIDDLE	YES	UPPER to MIDDLE
48491020312	MIDDLE	NO			Not Applicable
48491020313	UPPER	NO			Not Applicable
48491020314	MIDDLE	NO			Not Applicable
48491020315	UPPER	NO			Not Applicable
48491020316	MIDDLE	NO			Not Applicable
48491020317	UPPER	NO			Not Applicable
48491020318	MIDDLE	NO			Not Applicable
48491020319	MIDDLE	NO	MIDDLE	NO	No Change
48491020320	MIDDLE	NO			Not Applicable
48491020321	MODERATE	NO	MODERATE	NO	No Change
48491020322	MIDDLE	NO			Not Applicable
48491020323	MIDDLE	NO	MIDDLE	NO	No Change
48491020324	UPPER	NO			Not Applicable
48491020325	MODERATE	YES	MODERATE	YES	No Change
48491020326	UPPER	NO	UPPER	NO	No Change
48491020327	MIDDLE	NO	MIDDLE	NO	No Change
48491020328	MIDDLE	NO			Not Applicable
48491020329			MIDDLE	NO	Not Applicable
48491020330			MIDDLE	NO	Not Applicable
48491020331			MIDDLE	NO	Not Applicable
48491020332			MODERATE	NO	Not Applicable
48491020333			UPPER	NO	Not Applicable

Williamson, TEXAS

Census Tract	2021		2022		Change in Tract Income Class from 2021 through 2022
	Tract Income Class	Minority Tract	Tract Income Class	Minority Tract	
48491020334			MIDDLE	NO	Not Applicable
48491020335			MIDDLE	NO	Not Applicable
48491020336			MIDDLE	NO	Not Applicable
48491020337			UPPER	NO	Not Applicable
48491020338			UPPER	NO	Not Applicable
48491020339			UPPER	NO	Not Applicable
48491020340			MODERATE	NO	Not Applicable
48491020341			MIDDLE	NO	Not Applicable
48491020342			MIDDLE	NO	Not Applicable
48491020343			MIDDLE	NO	Not Applicable
48491020344			MIDDLE	NO	Not Applicable
48491020345			UPPER	YES	Not Applicable
48491020346			MIDDLE	YES	Not Applicable
48491020347			MIDDLE	YES	Not Applicable
48491020348			MIDDLE	NO	Not Applicable
48491020349			MODERATE	NO	Not Applicable
48491020350			UPPER	NO	Not Applicable
48491020351			MIDDLE	NO	Not Applicable
48491020352			MIDDLE	NO	Not Applicable
48491020353			MIDDLE	NO	Not Applicable
48491020354			MIDDLE	NO	Not Applicable
48491020355			UPPER	NO	Not Applicable
48491020356			MIDDLE	NO	Not Applicable
48491020403	MIDDLE	NO	MIDDLE	NO	No Change
48491020404	MIDDLE	NO	UPPER	NO	MIDDLE to UPPER
48491020405	MIDDLE	NO	MIDDLE	YES	No Change
48491020406	MODERATE	NO	MODERATE	NO	No Change



GeoDataVision Report D-1 Census Tract Reference Book 2021/2022: TEXAS

Williamson, TEXAS

Census Tract	2021		2022		Change in Tract Income Class from 2021 through 2022
	Tract Income Class	Minority Tract	Tract Income Class	Minority Tract	
48491020408	MIDDLE	NO	MIDDLE	NO	No Change
48491020409	MIDDLE	NO	MIDDLE	NO	No Change
48491020410	MIDDLE	NO	MIDDLE	NO	No Change
48491020411	UPPER	NO	MIDDLE	NO	UPPER to MIDDLE
48491020503	UPPER	NO	UPPER	NO	No Change
48491020504	MODERATE	YES			Not Applicable
48491020505	UPPER	NO	UPPER	NO	No Change
48491020506	UPPER	NO			Not Applicable
48491020507	UPPER	NO	MIDDLE	NO	UPPER to MIDDLE
48491020508	MIDDLE	NO	MIDDLE	YES	No Change
48491020509	UPPER	NO	UPPER	NO	No Change
48491020510	UPPER	NO			Not Applicable
48491020511			MODERATE	YES	Not Applicable
48491020512			MODERATE	YES	Not Applicable
48491020513			MODERATE	YES	Not Applicable
48491020514			UPPER	NO	Not Applicable
48491020515			MIDDLE	NO	Not Applicable
48491020516			UPPER	YES	Not Applicable
48491020517			UPPER	NO	Not Applicable
48491020602	MIDDLE	NO	MIDDLE	NO	No Change
48491020603	UPPER	NO			Not Applicable
48491020604	UPPER	NO	UPPER	NO	No Change
48491020605	UPPER	NO			Not Applicable
48491020606			UPPER	NO	Not Applicable
48491020607			UPPER	NO	Not Applicable
48491020608			UPPER	NO	Not Applicable
48491020609			UPPER	NO	Not Applicable

Williamson, TEXAS

Census Tract	2021		2022		Change in Tract Income Class from 2021 through 2022
	Tract Income Class	Minority Tract	Tract Income Class	Minority Tract	
48491020701	LOW	YES	MODERATE	YES	LOW to MODERATE
48491020703	MIDDLE	YES			Not Applicable
48491020704	MODERATE	YES	MODERATE	YES	No Change
48491020706	UPPER	NO	UPPER	NO	No Change
48491020707	MIDDLE	YES	MIDDLE	YES	No Change
48491020708	UPPER	NO			Not Applicable
48491020709			MODERATE	YES	Not Applicable
48491020710			MIDDLE	YES	Not Applicable
48491020711			UPPER	NO	Not Applicable
48491020712			MIDDLE	YES	Not Applicable
48491020713			MIDDLE	YES	Not Applicable
48491020803	MIDDLE	NO			Not Applicable
48491020804	UPPER	NO			Not Applicable
48491020805	MIDDLE	NO			Not Applicable
48491020806	UPPER	YES			Not Applicable
48491020807	MIDDLE	YES			Not Applicable
48491020808	MIDDLE	NO	MODERATE	NO	MIDDLE to MODERATE
48491020809	MIDDLE	NO			Not Applicable
48491020810			MIDDLE	YES	Not Applicable
48491020811			MIDDLE	YES	Not Applicable
48491020812			MODERATE	YES	Not Applicable
48491020813			MIDDLE	NO	Not Applicable
48491020814			UPPER	NO	Not Applicable
48491020815			UPPER	NO	Not Applicable
48491020816			MIDDLE	NO	Not Applicable
48491020817			UPPER	YES	Not Applicable
48491020818			UPPER	YES	Not Applicable



Williamson, TEXAS

Census Tract	2021		2022		Change in Tract Income Class from 2021 through 2022
	Tract Income Class	Minority Tract	Tract Income Class	Minority Tract	
48491020819			UPPER	NO	Not Applicable
48491020820			MIDDLE	YES	Not Applicable
48491020821			MIDDLE	YES	Not Applicable
48491020822			MIDDLE	NO	Not Applicable
48491020900	MIDDLE	NO	MIDDLE	NO	No Change
48491021000	LOW	YES	MODERATE	YES	LOW to MODERATE
48491021100	MODERATE	YES	LOW	YES	MODERATE to LOW
48491021201	MIDDLE	NO	MODERATE	NO	MIDDLE to MODERATE
48491021202	MIDDLE	NO	MIDDLE	NO	No Change
48491021203	MODERATE	NO	MODERATE	YES	No Change
48491021300	MODERATE	NO	MODERATE	NO	No Change
48491021401	MIDDLE	NO			Not Applicable
48491021402	MODERATE	NO	LOW	YES	MODERATE to LOW
48491021403	MIDDLE	NO			Not Applicable
48491021404			MIDDLE	NO	Not Applicable
48491021405			UPPER	NO	Not Applicable
48491021406			UPPER	NO	Not Applicable
48491021407			MIDDLE	YES	Not Applicable
48491021502	MODERATE	YES	MODERATE	YES	No Change
48491021503	MODERATE	YES	MODERATE	YES	No Change
48491021504	UPPER	NO			Not Applicable
48491021505	MIDDLE	YES			Not Applicable
48491021506	MIDDLE	YES	MIDDLE	YES	No Change
48491021507	MIDDLE	YES			Not Applicable
48491021508	MIDDLE	NO			Not Applicable
48491021509			MIDDLE	YES	Not Applicable
48491021510			UPPER	YES	Not Applicable

Williamson, TEXAS

Census Tract	2021		2022		Change in Tract Income Class from 2021 through 2022
	Tract Income Class	Minority Tract	Tract Income Class	Minority Tract	
48491021511			MODERATE	NO	Not Applicable
48491021512			MIDDLE	YES	Not Applicable
48491021513			LOW	YES	Not Applicable
48491021514			MODERATE	YES	Not Applicable
48491021515			MIDDLE	YES	Not Applicable
48491021516			MODERATE	YES	Not Applicable
48491021517			MIDDLE	YES	Not Applicable
48491021518			MIDDLE	YES	Not Applicable
48491021601	MIDDLE	NO	MIDDLE	YES	No Change
48491021602	MODERATE	NO	MODERATE	YES	No Change
48491021603	MIDDLE	NO	MIDDLE	NO	No Change



Williamson, TEXAS

Census Tract	2021		2022		Change in Tract Income Class from 2021 through 2022
	Tract Income Class	Minority Tract	Tract Income Class	Minority Tract	
Summary Data: Williamson					
	2021	2022			
Number of Census Tracts	89	135			
Number of Minority Tracts	15	44			
Percentage of Minority Tracts	16.85%	32.59%			
Number of Low Income Tracts	2	3			
Percentage of Low Income Tracts	2.25%	2.22%			
Number of Moderate Income Tracts	14	29			
Percentage of Moderate Income Tracts	15.73%	21.48%			
Number of Middle Income Tracts	45	63			
Percentage of Middle Income Tracts	50.56%	46.67%			
Number of Upper Income Tracts	28	40			
Percentage of Upper Income Tracts	31.46%	29.63%			
Number of NA Income Tracts	0	0			
Percentage of NA Income Tracts	0.00%	0.00%			

Wilson, TEXAS

Census Tract	2021		2022		Change in Tract Income Class from 2021 through 2022
	Tract Income Class	Minority Tract	Tract Income Class	Minority Tract	
48493000102	MIDDLE	NO	UPPER	NO	MIDDLE to UPPER
48493000103	UPPER	NO	UPPER	NO	No Change
48493000104	UPPER	NO	UPPER	NO	No Change

Wilson, TEXAS

Census Tract	2021		2022		Change in Tract Income Class from 2021 through 2022
	Tract Income Class	Minority Tract	Tract Income Class	Minority Tract	
48493000201	MODERATE	YES	MODERATE	YES	No Change
48493000202	MIDDLE	YES	MIDDLE	NO	No Change
48493000300	MIDDLE	YES	MODERATE	YES	MIDDLE to MODERATE
48493000402	MIDDLE	NO	MIDDLE	YES	No Change
48493000403	UPPER	NO			Not Applicable
48493000404	UPPER	NO	UPPER	NO	No Change
48493000405			UPPER	NO	Not Applicable
48493000406			UPPER	YES	Not Applicable
48493000500	MIDDLE	NO	MIDDLE	NO	No Change
48493000600	MIDDLE	NO	MIDDLE	NO	No Change



Wilson, TEXAS

Census Tract	2021		2022		Change in Tract Income Class from 2021 through 2022
	Tract Income Class	Minority Tract	Tract Income Class	Minority Tract	

Summary Data: Wilson	2021	2022
Number of Census Tracts	11	12
Number of Minority Tracts	3	4
Percentage of Minority Tracts	27.27%	33.33%
Number of Low Income Tracts	0	0
Percentage of Low Income Tracts	0.00%	0.00%
Number of Moderate Income Tracts	1	2
Percentage of Moderate Income Tracts	9.09%	16.67%
Number of Middle Income Tracts	6	4
Percentage of Middle Income Tracts	54.55%	33.33%
Number of Upper Income Tracts	4	6
Percentage of Upper Income Tracts	36.36%	50.00%
Number of NA Income Tracts	0	0
Percentage of NA Income Tracts	0.00%	0.00%

Winkler, TEXAS

Census Tract	2021		2022		Change in Tract Income Class from 2021 through 2022
	Tract Income Class	Minority Tract	Tract Income Class	Minority Tract	

Summary Data: Winkler	2021	2022
Number of Census Tracts	3	3
Number of Minority Tracts	3	2
Percentage of Minority Tracts	100.00%	66.67%
Number of Low Income Tracts	0	0
Percentage of Low Income Tracts	0.00%	0.00%
Number of Moderate Income Tracts	0	0
Percentage of Moderate Income Tracts	0.00%	0.00%
Number of Middle Income Tracts	1	2
Percentage of Middle Income Tracts	33.33%	66.67%
Number of Upper Income Tracts	2	1
Percentage of Upper Income Tracts	66.67%	33.33%
Number of NA Income Tracts	0	0
Percentage of NA Income Tracts	0.00%	0.00%

Winkler, TEXAS

Census Tract	2021		2022		Change in Tract Income Class from 2021 through 2022
	Tract Income Class	Minority Tract	Tract Income Class	Minority Tract	
48495950200	UPPER	YES	MIDDLE	YES	UPPER to MIDDLE
48495950300	MIDDLE	YES	MIDDLE	YES	No Change
48495950400	UPPER	YES	UPPER	NO	No Change

Wise, TEXAS

Census Tract	2021		2022		Change in Tract Income Class from 2021 through 2022
	Tract Income Class	Minority Tract	Tract Income Class	Minority Tract	
48497150101	MIDDLE	NO	MIDDLE	NO	No Change
48497150102	UPPER	NO			Not Applicable
48497150103			MIDDLE	NO	Not Applicable



Wise, TEXAS

Census Tract	2021		2022		Change in Tract Income Class from 2021 through 2022
	Tract Income Class	Minority Tract	Tract Income Class	Minority Tract	
48497150104			MIDDLE	NO	Not Applicable
48497150200	MODERATE	NO			Not Applicable
48497150201			MIDDLE	NO	Not Applicable
48497150202			MODERATE	NO	Not Applicable
48497150300	MIDDLE	NO	MIDDLE	NO	No Change
48497150401	MIDDLE	NO			Not Applicable
48497150402	MIDDLE	NO	MIDDLE	NO	No Change
48497150403	MIDDLE	NO	UPPER	NO	MIDDLE to UPPER
48497150404			MIDDLE	NO	Not Applicable
48497150405			MODERATE	NO	Not Applicable
48497150500	MODERATE	NO	MIDDLE	YES	MODERATE to MIDDLE
48497150601	MIDDLE	NO			Not Applicable
48497150602	MIDDLE	NO			Not Applicable
48497150603	MIDDLE	NO	MODERATE	NO	MIDDLE to MODERATE
48497150604			MIDDLE	NO	Not Applicable
48497150605			MIDDLE	NO	Not Applicable
48497150606			MIDDLE	NO	Not Applicable
48497150607			MIDDLE	NO	Not Applicable

Wise, TEXAS

Census Tract	2021		2022		Change in Tract Income Class from 2021 through 2022
	Tract Income Class	Minority Tract	Tract Income Class	Minority Tract	

Summary Data: Wise	2021	2022
Number of Census Tracts	11	16
Number of Minority Tracts	0	1
Percentage of Minority Tracts	0.00%	6.25%
Number of Low Income Tracts	0	0
Percentage of Low Income Tracts	0.00%	0.00%
Number of Moderate Income Tracts	2	3
Percentage of Moderate Income Tracts	18.18%	18.75%
Number of Middle Income Tracts	8	12
Percentage of Middle Income Tracts	72.73%	75.00%
Number of Upper Income Tracts	1	1
Percentage of Upper Income Tracts	9.09%	6.25%
Number of NA Income Tracts	0	0
Percentage of NA Income Tracts	0.00%	0.00%

Wood, TEXAS

Census Tract	2021		2022		Change in Tract Income Class from 2021 through 2022
	Tract Income Class	Minority Tract	Tract Income Class	Minority Tract	
48499950100	MIDDLE	NO	MIDDLE	NO	No Change
48499950200	MIDDLE	NO	MIDDLE	NO	No Change
48499950301	UPPER	NO	UPPER	NO	No Change



Wood, TEXAS

Census Tract	2021		2022		Change in Tract Income Class from 2021 through 2022
	Tract Income Class	Minority Tract	Tract Income Class	Minority Tract	
48499950302	MIDDLE	NO			Not Applicable
48499950303			MIDDLE	NO	Not Applicable
48499950304			MIDDLE	NO	Not Applicable
48499950400	MIDDLE	NO			Not Applicable
48499950401			MIDDLE	NO	Not Applicable
48499950402			MIDDLE	NO	Not Applicable
48499950500	MIDDLE	NO	MIDDLE	NO	No Change
48499950601	MIDDLE	NO	MIDDLE	NO	No Change
48499950602	MIDDLE	NO	UPPER	NO	MIDDLE to UPPER
48499950700	MIDDLE	NO	UPPER	NO	MIDDLE to UPPER
48499950800	MIDDLE	NO	MIDDLE	NO	No Change

Wood, TEXAS

Census Tract	2021		2022		Change in Tract Income Class from 2021 through 2022
	Tract Income Class	Minority Tract	Tract Income Class	Minority Tract	

Summary Data: Wood	2021	2022
Number of Census Tracts	10	12
Number of Minority Tracts	0	0
Percentage of Minority Tracts	0.00%	0.00%
Number of Low Income Tracts	0	0
Percentage of Low Income Tracts	0.00%	0.00%
Number of Moderate Income Tracts	0	0
Percentage of Moderate Income Tracts	0.00%	0.00%
Number of Middle Income Tracts	9	9
Percentage of Middle Income Tracts	90.00%	75.00%
Number of Upper Income Tracts	1	3
Percentage of Upper Income Tracts	10.00%	25.00%
Number of NA Income Tracts	0	0
Percentage of NA Income Tracts	0.00%	0.00%

Yoakum, TEXAS

Census Tract	2021		2022		Change in Tract Income Class from 2021 through 2022
	Tract Income Class	Minority Tract	Tract Income Class	Minority Tract	
48501950100	MIDDLE	YES	MIDDLE	YES	No Change
48501950200	UPPER	YES	UPPER	YES	No Change



Yoakum, TEXAS

Census Tract	2021		2022		Change in Tract Income Class from 2021 through 2022
	Tract Income Class	Minority Tract	Tract Income Class	Minority Tract	

Summary Data: Yoakum	2021	2022
Number of Census Tracts	2	2
Number of Minority Tracts	2	2
Percentage of Minority Tracts	100.00%	100.00%
Number of Low Income Tracts	0	0
Percentage of Low Income Tracts	0.00%	0.00%
Number of Moderate Income Tracts	0	0
Percentage of Moderate Income Tracts	0.00%	0.00%
Number of Middle Income Tracts	1	1
Percentage of Middle Income Tracts	50.00%	50.00%
Number of Upper Income Tracts	1	1
Percentage of Upper Income Tracts	50.00%	50.00%
Number of NA Income Tracts	0	0
Percentage of NA Income Tracts	0.00%	0.00%

Young, TEXAS

Census Tract	2021		2022		Change in Tract Income Class from 2021 through 2022
	Tract Income Class	Minority Tract	Tract Income Class	Minority Tract	
48503950200	MIDDLE	NO	MIDDLE	NO	No Change
48503950400	UPPER	NO			Not Applicable
48503950401			UPPER	NO	Not Applicable

Young, TEXAS

Census Tract	2021		2022		Change in Tract Income Class from 2021 through 2022
	Tract Income Class	Minority Tract	Tract Income Class	Minority Tract	
48503950402			UPPER	NO	Not Applicable
48503950500	MIDDLE	NO	MIDDLE	NO	No Change
48503950600	MIDDLE	NO	MIDDLE	NO	No Change

Summary Data: Young	2021	2022
Number of Census Tracts	4	5
Number of Minority Tracts	0	0
Percentage of Minority Tracts	0.00%	0.00%
Number of Low Income Tracts	0	0
Percentage of Low Income Tracts	0.00%	0.00%
Number of Moderate Income Tracts	0	0
Percentage of Moderate Income Tracts	0.00%	0.00%
Number of Middle Income Tracts	3	3
Percentage of Middle Income Tracts	75.00%	60.00%
Number of Upper Income Tracts	1	2
Percentage of Upper Income Tracts	25.00%	40.00%
Number of NA Income Tracts	0	0
Percentage of NA Income Tracts	0.00%	0.00%

Zapata, TEXAS

Census Tract	2021		2022		Change in Tract Income Class from 2021 through 2022
	Tract Income Class	Minority Tract	Tract Income Class	Minority Tract	



Zapata, TEXAS

Census Tract	2021		2022		Change in Tract Income Class from 2021 through 2022
	Tract Income Class	Minority Tract	Tract Income Class	Minority Tract	
48505950301	MODERATE	YES			Not Applicable
48505950302	MIDDLE	YES			Not Applicable
48505950303			MODERATE	YES	Not Applicable
48505950304			LOW	YES	Not Applicable
48505950305			MIDDLE	YES	Not Applicable
48505950306			MODERATE	YES	Not Applicable
48505950400	MODERATE	YES			Not Applicable
48505950401			MIDDLE	YES	Not Applicable
48505950402			MIDDLE	YES	Not Applicable

Zapata, TEXAS

Census Tract	2021		2022		Change in Tract Income Class from 2021 through 2022
	Tract Income Class	Minority Tract	Tract Income Class	Minority Tract	

Summary Data: Zapata	2021	2022
Number of Census Tracts	3	6
Number of Minority Tracts	3	6
Percentage of Minority Tracts	100.00%	100.00%
Number of Low Income Tracts	0	1
Percentage of Low Income Tracts	0.00%	16.67%
Number of Moderate Income Tracts	2	2
Percentage of Moderate Income Tracts	66.67%	33.33%
Number of Middle Income Tracts	1	3
Percentage of Middle Income Tracts	33.33%	50.00%
Number of Upper Income Tracts	0	0
Percentage of Upper Income Tracts	0.00%	0.00%
Number of NA Income Tracts	0	0
Percentage of NA Income Tracts	0.00%	0.00%

Zavala, TEXAS


Census Tract	2021		2022		Change in Tract Income Class from 2021 through 2022
	Tract Income Class	Minority Tract	Tract Income Class	Minority Tract	
48507950100	MODERATE	YES	LOW	YES	MODERATE to LOW
48507950200	MODERATE	YES	MODERATE	YES	No Change
48507950301	LOW	YES	MIDDLE	YES	LOW to MIDDLE



Zavala, TEXAS

Census Tract	2021		2022		Change in Tract Income Class from 2021 through 2022
	Tract Income Class	Minority Tract	Tract Income Class	Minority Tract	
48507950302	MODERATE	YES	MODERATE	YES	No Change

Summary Data: Zavala	2021	2022
Number of Census Tracts	4	4
Number of Minority Tracts	4	4
Percentage of Minority Tracts	100.00%	100.00%
Number of Low Income Tracts	1	1
Percentage of Low Income Tracts	25.00%	25.00%
Number of Moderate Income Tracts	3	2
Percentage of Moderate Income Tracts	75.00%	50.00%
Number of Middle Income Tracts	0	1
Percentage of Middle Income Tracts	0.00%	25.00%
Number of Upper Income Tracts	0	0
Percentage of Upper Income Tracts	0.00%	0.00%
Number of NA Income Tracts	0	0
Percentage of NA Income Tracts	0.00%	0.00%



Summary Data: TEXAS	2021	2022
Number of Census Tracts	5,265	6,896
Number of Minority Tracts	2,793	4,084
Percentage of Minority Tracts	53.05%	59.22%
Number of Low Income Tracts	480	559
Percentage of Low Income Tracts	9.12%	8.11%
Number of Moderate Income Tracts	1,407	1,743
Percentage of Moderate Income Tracts	26.72%	25.28%
Number of Middle Income Tracts	1,838	2,391
Percentage of Middle Income Tracts	34.91%	34.67%
Number of Upper Income Tracts	1,467	2,025
Percentage of Upper Income Tracts	27.86%	29.36%
Number of NA Income Tracts	73	178
Percentage of NA Income Tracts	1.39%	2.58%

