

# GeoDataVision Report D-1 Census Tract Reference Book 2022

Tract Income Classification and Minority Status—Based on Census data released by the FFIEC April 2022

## Aurora, SOUTH DAKOTA

Census Tract	Tract Income Class	Minority Tract
46003973600	MIDDLE	NO

### Summary Data: Aurora

Number of Census Tracts	1
Number of Minority Tracts	0
Percentage of Minority Tracts	0.00%
Number of Low Income Tracts	0
Percentage of Low Income Tracts	0.00%
Number of Moderate Income Tracts	0
Percentage of Moderate Income Tracts	0.00%
Number of Middle Income Tracts	1
Percentage of Middle Income Tracts	100.00%
Number of Upper Income Tracts	0
Percentage of Upper Income Tracts	0.00%
Number of NA Income Tracts	0
Percentage of NA Income Tracts	0.00%

## Beadle, SOUTH DAKOTA

Census Tract	Tract Income Class	Minority Tract
46005956600	MIDDLE	NO
46005956700	MIDDLE	NO
46005956800	MODERATE	NO

## Beadle, SOUTH DAKOTA

Census Tract	Tract Income Class	Minority Tract
46005956900	MODERATE	NO
46005957000	MIDDLE	NO
46005957100	MIDDLE	NO

### Summary Data: Beadle

Number of Census Tracts	6
Number of Minority Tracts	0
Percentage of Minority Tracts	0.00%
Number of Low Income Tracts	0
Percentage of Low Income Tracts	0.00%
Number of Moderate Income Tracts	2
Percentage of Moderate Income Tracts	33.33%
Number of Middle Income Tracts	4
Percentage of Middle Income Tracts	66.67%
Number of Upper Income Tracts	0
Percentage of Upper Income Tracts	0.00%
Number of NA Income Tracts	0
Percentage of NA Income Tracts	0.00%

## Bennett, SOUTH DAKOTA

Census Tract	Tract Income Class	Minority Tract
46007941000	MODERATE	YES

## Bennett, SOUTH DAKOTA

Census Tract	Tract Income Class	Minority Tract
46007941200	MODERATE	YES

### Summary Data: Bennett

Number of Census Tracts	2
Number of Minority Tracts	2
Percentage of Minority Tracts	100.00%
Number of Low Income Tracts	0
Percentage of Low Income Tracts	0.00%
Number of Moderate Income Tracts	2
Percentage of Moderate Income Tracts	100.00%
Number of Middle Income Tracts	0
Percentage of Middle Income Tracts	0.00%
Number of Upper Income Tracts	0
Percentage of Upper Income Tracts	0.00%
Number of NA Income Tracts	0
Percentage of NA Income Tracts	0.00%

## Bon Homme, SOUTH DAKOTA

Census Tract	Tract Income Class	Minority Tract
46009967600	MIDDLE	NO
46009967700	MIDDLE	NO



**Bon Homme, SOUTH DAKOTA**

Census Tract	Tract Income Class	Minority Tract
<b>Summary Data: Bon Homme</b>		
Number of Census Tracts		2
Number of Minority Tracts		0
Percentage of Minority Tracts		0.00%
Number of Low Income Tracts		0
Percentage of Low Income Tracts		0.00%
Number of Moderate Income Tracts		0
Percentage of Moderate Income Tracts		0.00%
Number of Middle Income Tracts		2
Percentage of Middle Income Tracts		100.00%
Number of Upper Income Tracts		0
Percentage of Upper Income Tracts		0.00%
Number of NA Income Tracts		0
Percentage of NA Income Tracts		0.00%

**Brookings, SOUTH DAKOTA**

Census Tract	Tract Income Class	Minority Tract
46011958600	MIDDLE	NO
46011958700	UPPER	NO
46011958803	UPPER	NO
46011958804	MIDDLE	NO
46011958805	MIDDLE	NO

**Brookings, SOUTH DAKOTA**

Census Tract	Tract Income Class	Minority Tract
46011958900	MIDDLE	NO
46011959000	UPPER	NO
<b>Summary Data: Brookings</b>		
Number of Census Tracts		7
Number of Minority Tracts		0
Percentage of Minority Tracts		0.00%
Number of Low Income Tracts		0
Percentage of Low Income Tracts		0.00%
Number of Moderate Income Tracts		0
Percentage of Moderate Income Tracts		0.00%
Number of Middle Income Tracts		4
Percentage of Middle Income Tracts		57.14%
Number of Upper Income Tracts		3
Percentage of Upper Income Tracts		42.86%
Number of NA Income Tracts		0
Percentage of NA Income Tracts		0.00%

**Brown, SOUTH DAKOTA**

Census Tract	Tract Income Class	Minority Tract
46013951300	UPPER	NO
46013951400	UPPER	NO
46013951500	MODERATE	NO

**Brown, SOUTH DAKOTA**

Census Tract	Tract Income Class	Minority Tract
46013951600	MIDDLE	NO
46013951700	MIDDLE	NO
46013951800	MIDDLE	NO
46013951900	UPPER	NO
46013952000	UPPER	NO
<b>Summary Data: Brown</b>		
Number of Census Tracts		8
Number of Minority Tracts		0
Percentage of Minority Tracts		0.00%
Number of Low Income Tracts		0
Percentage of Low Income Tracts		0.00%
Number of Moderate Income Tracts		1
Percentage of Moderate Income Tracts		12.50%
Number of Middle Income Tracts		3
Percentage of Middle Income Tracts		37.50%
Number of Upper Income Tracts		4
Percentage of Upper Income Tracts		50.00%
Number of NA Income Tracts		0
Percentage of NA Income Tracts		0.00%

**Brule, SOUTH DAKOTA**

Census Tract	Tract Income Class	Minority Tract
--------------	--------------------	----------------



**Brule, SOUTH DAKOTA**

Census Tract	Tract Income Class	Minority Tract
46015973100	MIDDLE	NO
46015973200	MIDDLE	NO

**Summary Data: Brule**

Number of Census Tracts	2
Number of Minority Tracts	0
Percentage of Minority Tracts	0.00%
Number of Low Income Tracts	0
Percentage of Low Income Tracts	0.00%
Number of Moderate Income Tracts	0
Percentage of Moderate Income Tracts	0.00%
Number of Middle Income Tracts	2
Percentage of Middle Income Tracts	100.00%
Number of Upper Income Tracts	0
Percentage of Upper Income Tracts	0.00%
Number of NA Income Tracts	0
Percentage of NA Income Tracts	0.00%

**Buffalo, SOUTH DAKOTA**

Census Tract	Tract Income Class	Minority Tract
46017940200	MODERATE	YES

**Buffalo, SOUTH DAKOTA**

Census Tract	Tract Income Class	Minority Tract
--------------	--------------------	----------------

**Summary Data: Buffalo**

Number of Census Tracts	1
Number of Minority Tracts	1
Percentage of Minority Tracts	100.00%
Number of Low Income Tracts	0
Percentage of Low Income Tracts	0.00%
Number of Moderate Income Tracts	1
Percentage of Moderate Income Tracts	100.00%
Number of Middle Income Tracts	0
Percentage of Middle Income Tracts	0.00%
Number of Upper Income Tracts	0
Percentage of Upper Income Tracts	0.00%
Number of NA Income Tracts	0
Percentage of NA Income Tracts	0.00%

**Butte, SOUTH DAKOTA**

Census Tract	Tract Income Class	Minority Tract
46019967600	MIDDLE	NO
46019967701	MIDDLE	NO
46019967702	MODERATE	NO

**Butte, SOUTH DAKOTA**


Census Tract	Tract Income Class	Minority Tract
--------------	--------------------	----------------

**Summary Data: Butte**

Number of Census Tracts	3
Number of Minority Tracts	0
Percentage of Minority Tracts	0.00%
Number of Low Income Tracts	0
Percentage of Low Income Tracts	0.00%
Number of Moderate Income Tracts	1
Percentage of Moderate Income Tracts	33.33%
Number of Middle Income Tracts	2
Percentage of Middle Income Tracts	66.67%
Number of Upper Income Tracts	0
Percentage of Upper Income Tracts	0.00%
Number of NA Income Tracts	0
Percentage of NA Income Tracts	0.00%

**Campbell, SOUTH DAKOTA**

Census Tract	Tract Income Class	Minority Tract
46021964100	MIDDLE	NO



**Campbell, SOUTH DAKOTA**

Census Tract	Tract Income Class	Minority Tract
<b>Summary Data: Campbell</b>		
Number of Census Tracts		1
Number of Minority Tracts		0
Percentage of Minority Tracts		0.00%
Number of Low Income Tracts		0
Percentage of Low Income Tracts		0.00%
Number of Moderate Income Tracts		0
Percentage of Moderate Income Tracts		0.00%
Number of Middle Income Tracts		1
Percentage of Middle Income Tracts		100.00%
Number of Upper Income Tracts		0
Percentage of Upper Income Tracts		0.00%
Number of NA Income Tracts		0
Percentage of NA Income Tracts		0.00%

**Charles Mix, SOUTH DAKOTA**

Census Tract	Tract Income Class	Minority Tract
46023940200	MODERATE	YES
46023940300	MIDDLE	NO
46023970100	MIDDLE	NO

**Charles Mix, SOUTH DAKOTA**

Census Tract	Tract Income Class	Minority Tract
<b>Summary Data: Charles Mix</b>		
Number of Census Tracts		3
Number of Minority Tracts		1
Percentage of Minority Tracts		33.33%
Number of Low Income Tracts		0
Percentage of Low Income Tracts		0.00%
Number of Moderate Income Tracts		1
Percentage of Moderate Income Tracts		33.33%
Number of Middle Income Tracts		2
Percentage of Middle Income Tracts		66.67%
Number of Upper Income Tracts		0
Percentage of Upper Income Tracts		0.00%
Number of NA Income Tracts		0
Percentage of NA Income Tracts		0.00%

**Clark, SOUTH DAKOTA**


Census Tract	Tract Income Class	Minority Tract
46025955800	MIDDLE	NO

**Clark, SOUTH DAKOTA**

Census Tract	Tract Income Class	Minority Tract
<b>Summary Data: Clark</b>		
Number of Census Tracts		1
Number of Minority Tracts		0
Percentage of Minority Tracts		0.00%
Number of Low Income Tracts		0
Percentage of Low Income Tracts		0.00%
Number of Moderate Income Tracts		0
Percentage of Moderate Income Tracts		0.00%
Number of Middle Income Tracts		1
Percentage of Middle Income Tracts		100.00%
Number of Upper Income Tracts		0
Percentage of Upper Income Tracts		0.00%
Number of NA Income Tracts		0
Percentage of NA Income Tracts		0.00%

**Clay, SOUTH DAKOTA**

Census Tract	Tract Income Class	Minority Tract
46027965700	UPPER	NO
46027965800	MIDDLE	NO
46027965900	MIDDLE	NO



**Clay, SOUTH DAKOTA**

Census Tract	Tract Income Class	Minority Tract
<b>Summary Data: Clay</b>		
Number of Census Tracts		3
Number of Minority Tracts		0
Percentage of Minority Tracts		0.00%
Number of Low Income Tracts		0
Percentage of Low Income Tracts		0.00%
Number of Moderate Income Tracts		0
Percentage of Moderate Income Tracts		0.00%
Number of Middle Income Tracts		2
Percentage of Middle Income Tracts		66.67%
Number of Upper Income Tracts		1
Percentage of Upper Income Tracts		33.33%
Number of NA Income Tracts		0
Percentage of NA Income Tracts		0.00%

**Codington, SOUTH DAKOTA**

Census Tract	Tract Income Class	Minority Tract
46029954100	MIDDLE	NO
46029954301	MIDDLE	NO
46029954302	MIDDLE	NO
46029954401	MODERATE	NO
46029954402	MIDDLE	NO

**Codington, SOUTH DAKOTA**

Census Tract	Tract Income Class	Minority Tract
46029954501	MIDDLE	NO
46029954502	MIDDLE	NO
46029954600	MIDDLE	NO
<b>Summary Data: Codington</b>		
Number of Census Tracts		8
Number of Minority Tracts		0
Percentage of Minority Tracts		0.00%
Number of Low Income Tracts		0
Percentage of Low Income Tracts		0.00%
Number of Moderate Income Tracts		1
Percentage of Moderate Income Tracts		12.50%
Number of Middle Income Tracts		7
Percentage of Middle Income Tracts		87.50%
Number of Upper Income Tracts		0
Percentage of Upper Income Tracts		0.00%
Number of NA Income Tracts		0
Percentage of NA Income Tracts		0.00%

**Corson, SOUTH DAKOTA**

Census Tract	Tract Income Class	Minority Tract
46031941000	MODERATE	YES
46031941100	MODERATE	YES

**Corson, SOUTH DAKOTA**

Census Tract	Tract Income Class	Minority Tract
<b>Summary Data: Corson</b>		
Number of Census Tracts		2
Number of Minority Tracts		2
Percentage of Minority Tracts		100.00%
Number of Low Income Tracts		0
Percentage of Low Income Tracts		0.00%
Number of Moderate Income Tracts		2
Percentage of Moderate Income Tracts		100.00%
Number of Middle Income Tracts		0
Percentage of Middle Income Tracts		0.00%
Number of Upper Income Tracts		0
Percentage of Upper Income Tracts		0.00%
Number of NA Income Tracts		0
Percentage of NA Income Tracts		0.00%

**Custer, SOUTH DAKOTA**

Census Tract	Tract Income Class	Minority Tract
46033965100	MIDDLE	NO
46033965200	MIDDLE	NO



**Custer, SOUTH DAKOTA**

Census Tract	Tract Income Class	Minority Tract
<b>Summary Data: Custer</b>		
Number of Census Tracts		2
Number of Minority Tracts		0
Percentage of Minority Tracts		0.00%
Number of Low Income Tracts		0
Percentage of Low Income Tracts		0.00%
Number of Moderate Income Tracts		0
Percentage of Moderate Income Tracts		0.00%
Number of Middle Income Tracts		2
Percentage of Middle Income Tracts		100.00%
Number of Upper Income Tracts		0
Percentage of Upper Income Tracts		0.00%
Number of NA Income Tracts		0
Percentage of NA Income Tracts		0.00%

**Davison, SOUTH DAKOTA**

Census Tract	Tract Income Class	Minority Tract
<b>Summary Data: Davison</b>		
Number of Census Tracts		5
Number of Minority Tracts		0
Percentage of Minority Tracts		0.00%
Number of Low Income Tracts		0
Percentage of Low Income Tracts		0.00%
Number of Moderate Income Tracts		1
Percentage of Moderate Income Tracts		20.00%
Number of Middle Income Tracts		4
Percentage of Middle Income Tracts		80.00%
Number of Upper Income Tracts		0
Percentage of Upper Income Tracts		0.00%
Number of NA Income Tracts		0
Percentage of NA Income Tracts		0.00%

**Day, SOUTH DAKOTA**

Census Tract	Tract Income Class	Minority Tract
<b>Summary Data: Day</b>		
Number of Census Tracts		3
Number of Minority Tracts		0
Percentage of Minority Tracts		0.00%
Number of Low Income Tracts		0
Percentage of Low Income Tracts		0.00%
Number of Moderate Income Tracts		1
Percentage of Moderate Income Tracts		33.33%
Number of Middle Income Tracts		2
Percentage of Middle Income Tracts		66.67%
Number of Upper Income Tracts		0
Percentage of Upper Income Tracts		0.00%
Number of NA Income Tracts		0
Percentage of NA Income Tracts		0.00%

**Davison, SOUTH DAKOTA**

Census Tract	Tract Income Class	Minority Tract
46035962600	MIDDLE	NO
46035962700	MIDDLE	NO
46035962801	MODERATE	NO
46035962802	MIDDLE	NO
46035962900	MIDDLE	NO

**Day, SOUTH DAKOTA**

Census Tract	Tract Income Class	Minority Tract
46037952700	MIDDLE	NO
46037952800	MIDDLE	NO
46037952900	MODERATE	NO

**Deuel, SOUTH DAKOTA**

Census Tract	Tract Income Class	Minority Tract
46039953600	MIDDLE	NO
46039953700	MIDDLE	NO



**Deuel, SOUTH DAKOTA**

Census Tract	Tract Income Class	Minority Tract
<b>Summary Data: Deuel</b>		
Number of Census Tracts		2
Number of Minority Tracts		0
Percentage of Minority Tracts		0.00%
Number of Low Income Tracts		0
Percentage of Low Income Tracts		0.00%
Number of Moderate Income Tracts		0
Percentage of Moderate Income Tracts		0.00%
Number of Middle Income Tracts		2
Percentage of Middle Income Tracts		100.00%
Number of Upper Income Tracts		0
Percentage of Upper Income Tracts		0.00%
Number of NA Income Tracts		0
Percentage of NA Income Tracts		0.00%

**Dewey, SOUTH DAKOTA**

Census Tract	Tract Income Class	Minority Tract
46041941500	MODERATE	YES
46041941700	MODERATE	YES

**Dewey, SOUTH DAKOTA**

Census Tract	Tract Income Class	Minority Tract
<b>Summary Data: Dewey</b>		
Number of Census Tracts		2
Number of Minority Tracts		2
Percentage of Minority Tracts		100.00%
Number of Low Income Tracts		0
Percentage of Low Income Tracts		0.00%
Number of Moderate Income Tracts		2
Percentage of Moderate Income Tracts		100.00%
Number of Middle Income Tracts		0
Percentage of Middle Income Tracts		0.00%
Number of Upper Income Tracts		0
Percentage of Upper Income Tracts		0.00%
Number of NA Income Tracts		0
Percentage of NA Income Tracts		0.00%

**Douglas, SOUTH DAKOTA**


Census Tract	Tract Income Class	Minority Tract
46043969600	MIDDLE	NO

**Douglas, SOUTH DAKOTA**

Census Tract	Tract Income Class	Minority Tract
<b>Summary Data: Douglas</b>		
Number of Census Tracts		1
Number of Minority Tracts		0
Percentage of Minority Tracts		0.00%
Number of Low Income Tracts		0
Percentage of Low Income Tracts		0.00%
Number of Moderate Income Tracts		0
Percentage of Moderate Income Tracts		0.00%
Number of Middle Income Tracts		1
Percentage of Middle Income Tracts		100.00%
Number of Upper Income Tracts		0
Percentage of Upper Income Tracts		0.00%
Number of NA Income Tracts		0
Percentage of NA Income Tracts		0.00%

**Edmunds, SOUTH DAKOTA**

Census Tract	Tract Income Class	Minority Tract
46045962100	MIDDLE	NO
46045962200	MIDDLE	NO



**Edmunds, SOUTH DAKOTA**

Census Tract	Tract Income Class	Minority Tract
<b>Summary Data: Edmunds</b>		
Number of Census Tracts		2
Number of Minority Tracts		0
Percentage of Minority Tracts		0.00%
Number of Low Income Tracts		0
Percentage of Low Income Tracts		0.00%
Number of Moderate Income Tracts		0
Percentage of Moderate Income Tracts		0.00%
Number of Middle Income Tracts		2
Percentage of Middle Income Tracts		100.00%
Number of Upper Income Tracts		0
Percentage of Upper Income Tracts		0.00%
Number of NA Income Tracts		0
Percentage of NA Income Tracts		0.00%

**Fall River, SOUTH DAKOTA**

Census Tract	Tract Income Class	Minority Tract
46047964100	MODERATE	NO
46047964200	MIDDLE	NO

**Fall River, SOUTH DAKOTA**

Census Tract	Tract Income Class	Minority Tract
<b>Summary Data: Fall River</b>		
Number of Census Tracts		2
Number of Minority Tracts		0
Percentage of Minority Tracts		0.00%
Number of Low Income Tracts		0
Percentage of Low Income Tracts		0.00%
Number of Moderate Income Tracts		1
Percentage of Moderate Income Tracts		50.00%
Number of Middle Income Tracts		1
Percentage of Middle Income Tracts		50.00%
Number of Upper Income Tracts		0
Percentage of Upper Income Tracts		0.00%
Number of NA Income Tracts		0
Percentage of NA Income Tracts		0.00%

**Faulk, SOUTH DAKOTA**


Census Tract	Tract Income Class	Minority Tract
46049961100	MIDDLE	NO

**Faulk, SOUTH DAKOTA**

Census Tract	Tract Income Class	Minority Tract
<b>Summary Data: Faulk</b>		
Number of Census Tracts		1
Number of Minority Tracts		0
Percentage of Minority Tracts		0.00%
Number of Low Income Tracts		0
Percentage of Low Income Tracts		0.00%
Number of Moderate Income Tracts		0
Percentage of Moderate Income Tracts		0.00%
Number of Middle Income Tracts		1
Percentage of Middle Income Tracts		100.00%
Number of Upper Income Tracts		0
Percentage of Upper Income Tracts		0.00%
Number of NA Income Tracts		0
Percentage of NA Income Tracts		0.00%

**Grant, SOUTH DAKOTA**

Census Tract	Tract Income Class	Minority Tract
46051953100	MIDDLE	NO
46051953300	MIDDLE	NO





**Grant, SOUTH DAKOTA**

Census Tract	Tract Income Class	Minority Tract
<b>Summary Data: Grant</b>		
Number of Census Tracts		2
Number of Minority Tracts		0
Percentage of Minority Tracts		0.00%
Number of Low Income Tracts		0
Percentage of Low Income Tracts		0.00%
Number of Moderate Income Tracts		0
Percentage of Moderate Income Tracts		0.00%
Number of Middle Income Tracts		2
Percentage of Middle Income Tracts		100.00%
Number of Upper Income Tracts		0
Percentage of Upper Income Tracts		0.00%
Number of NA Income Tracts		0
Percentage of NA Income Tracts		0.00%

**Gregory, SOUTH DAKOTA**

Census Tract	Tract Income Class	Minority Tract
46053971100	MIDDLE	NO
46053971200	MIDDLE	NO

**Gregory, SOUTH DAKOTA**

Census Tract	Tract Income Class	Minority Tract
<b>Summary Data: Gregory</b>		
Number of Census Tracts		2
Number of Minority Tracts		0
Percentage of Minority Tracts		0.00%
Number of Low Income Tracts		0
Percentage of Low Income Tracts		0.00%
Number of Moderate Income Tracts		0
Percentage of Moderate Income Tracts		0.00%
Number of Middle Income Tracts		2
Percentage of Middle Income Tracts		100.00%
Number of Upper Income Tracts		0
Percentage of Upper Income Tracts		0.00%
Number of NA Income Tracts		0
Percentage of NA Income Tracts		0.00%

**Haakon, SOUTH DAKOTA**


Census Tract	Tract Income Class	Minority Tract
46055960100	MODERATE	NO

**Haakon, SOUTH DAKOTA**

Census Tract	Tract Income Class	Minority Tract
<b>Summary Data: Haakon</b>		
Number of Census Tracts		1
Number of Minority Tracts		0
Percentage of Minority Tracts		0.00%
Number of Low Income Tracts		0
Percentage of Low Income Tracts		0.00%
Number of Moderate Income Tracts		1
Percentage of Moderate Income Tracts		100.00%
Number of Middle Income Tracts		0
Percentage of Middle Income Tracts		0.00%
Number of Upper Income Tracts		0
Percentage of Upper Income Tracts		0.00%
Number of NA Income Tracts		0
Percentage of NA Income Tracts		0.00%

**Hamlin, SOUTH DAKOTA**

Census Tract	Tract Income Class	Minority Tract
46057955100	MIDDLE	NO
46057955200	MIDDLE	NO



**Hamlin, SOUTH DAKOTA**

Census Tract	Tract Income Class	Minority Tract
<b>Summary Data: Hamlin</b>		
Number of Census Tracts		2
Number of Minority Tracts		0
Percentage of Minority Tracts		0.00%
Number of Low Income Tracts		0
Percentage of Low Income Tracts		0.00%
Number of Moderate Income Tracts		0
Percentage of Moderate Income Tracts		0.00%
Number of Middle Income Tracts		2
Percentage of Middle Income Tracts		100.00%
Number of Upper Income Tracts		0
Percentage of Upper Income Tracts		0.00%
Number of NA Income Tracts		0
Percentage of NA Income Tracts		0.00%

**Hand, SOUTH DAKOTA**

Census Tract	Tract Income Class	Minority Tract
46059975600	MIDDLE	NO
46059975700	MIDDLE	NO

**Hand, SOUTH DAKOTA**

Census Tract	Tract Income Class	Minority Tract
<b>Summary Data: Hand</b>		
Number of Census Tracts		2
Number of Minority Tracts		0
Percentage of Minority Tracts		0.00%
Number of Low Income Tracts		0
Percentage of Low Income Tracts		0.00%
Number of Moderate Income Tracts		0
Percentage of Moderate Income Tracts		0.00%
Number of Middle Income Tracts		2
Percentage of Middle Income Tracts		100.00%
Number of Upper Income Tracts		0
Percentage of Upper Income Tracts		0.00%
Number of NA Income Tracts		0
Percentage of NA Income Tracts		0.00%

**Hanson, SOUTH DAKOTA**


Census Tract	Tract Income Class	Minority Tract
46061964100	MIDDLE	NO

**Hanson, SOUTH DAKOTA**

Census Tract	Tract Income Class	Minority Tract
<b>Summary Data: Hanson</b>		
Number of Census Tracts		1
Number of Minority Tracts		0
Percentage of Minority Tracts		0.00%
Number of Low Income Tracts		0
Percentage of Low Income Tracts		0.00%
Number of Moderate Income Tracts		0
Percentage of Moderate Income Tracts		0.00%
Number of Middle Income Tracts		1
Percentage of Middle Income Tracts		100.00%
Number of Upper Income Tracts		0
Percentage of Upper Income Tracts		0.00%
Number of NA Income Tracts		0
Percentage of NA Income Tracts		0.00%

**Harding, SOUTH DAKOTA**

Census Tract	Tract Income Class	Minority Tract
46063968700	MIDDLE	NO



**Harding, SOUTH DAKOTA**

Census Tract	Tract Income Class	Minority Tract
<b>Summary Data: Harding</b>		
Number of Census Tracts		1
Number of Minority Tracts		0
Percentage of Minority Tracts		0.00%
Number of Low Income Tracts		0
Percentage of Low Income Tracts		0.00%
Number of Moderate Income Tracts		0
Percentage of Moderate Income Tracts		0.00%
Number of Middle Income Tracts		1
Percentage of Middle Income Tracts		100.00%
Number of Upper Income Tracts		0
Percentage of Upper Income Tracts		0.00%
Number of NA Income Tracts		0
Percentage of NA Income Tracts		0.00%

**Hughes, SOUTH DAKOTA**

Census Tract	Tract Income Class	Minority Tract
46065977700	UPPER	NO
46065977800	UPPER	NO
46065977900	MODERATE	NO
46065978000	UPPER	NO

**Hughes, SOUTH DAKOTA**

Census Tract	Tract Income Class	Minority Tract
<b>Summary Data: Hughes</b>		
Number of Census Tracts		4
Number of Minority Tracts		0
Percentage of Minority Tracts		0.00%
Number of Low Income Tracts		0
Percentage of Low Income Tracts		0.00%
Number of Moderate Income Tracts		1
Percentage of Moderate Income Tracts		25.00%
Number of Middle Income Tracts		0
Percentage of Middle Income Tracts		0.00%
Number of Upper Income Tracts		3
Percentage of Upper Income Tracts		75.00%
Number of NA Income Tracts		0
Percentage of NA Income Tracts		0.00%

**Hutchinson, SOUTH DAKOTA**

Census Tract	Tract Income Class	Minority Tract
46067968600	MIDDLE	NO
46067968700	UPPER	NO
46067968800	MIDDLE	NO

**Hutchinson, SOUTH DAKOTA**

Census Tract	Tract Income Class	Minority Tract
<b>Summary Data: Hutchinson</b>		
Number of Census Tracts		3
Number of Minority Tracts		0
Percentage of Minority Tracts		0.00%
Number of Low Income Tracts		0
Percentage of Low Income Tracts		0.00%
Number of Moderate Income Tracts		0
Percentage of Moderate Income Tracts		0.00%
Number of Middle Income Tracts		2
Percentage of Middle Income Tracts		66.67%
Number of Upper Income Tracts		1
Percentage of Upper Income Tracts		33.33%
Number of NA Income Tracts		0
Percentage of NA Income Tracts		0.00%

**Hyde, SOUTH DAKOTA**

Census Tract	Tract Income Class	Minority Tract
46069976700	MIDDLE	NO



**Hyde, SOUTH DAKOTA**

Census Tract	Tract Income Class	Minority Tract
<b>Summary Data: Hyde</b>		
Number of Census Tracts		1
Number of Minority Tracts		0
Percentage of Minority Tracts		0.00%
Number of Low Income Tracts		0
Percentage of Low Income Tracts		0.00%
Number of Moderate Income Tracts		0
Percentage of Moderate Income Tracts		0.00%
Number of Middle Income Tracts		1
Percentage of Middle Income Tracts		100.00%
Number of Upper Income Tracts		0
Percentage of Upper Income Tracts		0.00%
Number of NA Income Tracts		0
Percentage of NA Income Tracts		0.00%

**Jackson, SOUTH DAKOTA**

Census Tract	Tract Income Class	Minority Tract
46071941200	LOW	YES
46071961100	MODERATE	NO

**Jackson, SOUTH DAKOTA**

Census Tract	Tract Income Class	Minority Tract
<b>Summary Data: Jackson</b>		
Number of Census Tracts		2
Number of Minority Tracts		1
Percentage of Minority Tracts		50.00%
Number of Low Income Tracts		1
Percentage of Low Income Tracts		50.00%
Number of Moderate Income Tracts		1
Percentage of Moderate Income Tracts		50.00%
Number of Middle Income Tracts		0
Percentage of Middle Income Tracts		0.00%
Number of Upper Income Tracts		0
Percentage of Upper Income Tracts		0.00%
Number of NA Income Tracts		0
Percentage of NA Income Tracts		0.00%

**Jerauld, SOUTH DAKOTA**


Census Tract	Tract Income Class	Minority Tract
46073974100	MIDDLE	NO

**Jerauld, SOUTH DAKOTA**

Census Tract	Tract Income Class	Minority Tract
<b>Summary Data: Jerauld</b>		
Number of Census Tracts		1
Number of Minority Tracts		0
Percentage of Minority Tracts		0.00%
Number of Low Income Tracts		0
Percentage of Low Income Tracts		0.00%
Number of Moderate Income Tracts		0
Percentage of Moderate Income Tracts		0.00%
Number of Middle Income Tracts		1
Percentage of Middle Income Tracts		100.00%
Number of Upper Income Tracts		0
Percentage of Upper Income Tracts		0.00%
Number of NA Income Tracts		0
Percentage of NA Income Tracts		0.00%

**Jones, SOUTH DAKOTA**

Census Tract	Tract Income Class	Minority Tract
46075091600	MODERATE	NO



**Jones, SOUTH DAKOTA**

Census Tract	Tract Income Class	Minority Tract
<b>Summary Data: Jones</b>		
Number of Census Tracts		1
Number of Minority Tracts		0
Percentage of Minority Tracts		0.00%
Number of Low Income Tracts		0
Percentage of Low Income Tracts		0.00%
Number of Moderate Income Tracts		1
Percentage of Moderate Income Tracts		100.00%
Number of Middle Income Tracts		0
Percentage of Middle Income Tracts		0.00%
Number of Upper Income Tracts		0
Percentage of Upper Income Tracts		0.00%
Number of NA Income Tracts		0
Percentage of NA Income Tracts		0.00%

**Kingsbury, SOUTH DAKOTA**

Census Tract	Tract Income Class	Minority Tract
46077958100	MIDDLE	NO
46077958200	MIDDLE	NO

**Kingsbury, SOUTH DAKOTA**

Census Tract	Tract Income Class	Minority Tract
<b>Summary Data: Kingsbury</b>		
Number of Census Tracts		2
Number of Minority Tracts		0
Percentage of Minority Tracts		0.00%
Number of Low Income Tracts		0
Percentage of Low Income Tracts		0.00%
Number of Moderate Income Tracts		0
Percentage of Moderate Income Tracts		0.00%
Number of Middle Income Tracts		2
Percentage of Middle Income Tracts		100.00%
Number of Upper Income Tracts		0
Percentage of Upper Income Tracts		0.00%
Number of NA Income Tracts		0
Percentage of NA Income Tracts		0.00%

**Lake, SOUTH DAKOTA**


Census Tract	Tract Income Class	Minority Tract
46079960100	MIDDLE	NO
46079960201	MIDDLE	NO
46079960202	MIDDLE	NO
46079960300	UPPER	NO

**Lake, SOUTH DAKOTA**

Census Tract	Tract Income Class	Minority Tract
<b>Summary Data: Lake</b>		
Number of Census Tracts		4
Number of Minority Tracts		0
Percentage of Minority Tracts		0.00%
Number of Low Income Tracts		0
Percentage of Low Income Tracts		0.00%
Number of Moderate Income Tracts		0
Percentage of Moderate Income Tracts		0.00%
Number of Middle Income Tracts		3
Percentage of Middle Income Tracts		75.00%
Number of Upper Income Tracts		1
Percentage of Upper Income Tracts		25.00%
Number of NA Income Tracts		0
Percentage of NA Income Tracts		0.00%

**Lawrence, SOUTH DAKOTA**

Census Tract	Tract Income Class	Minority Tract
46081966101	MIDDLE	NO
46081966102	MODERATE	NO
46081966200	UPPER	NO
46081966301	MIDDLE	NO
46081966303	MIDDLE	NO



**Lawrence, SOUTH DAKOTA**

Census Tract	Tract Income Class	Minority Tract
46081966304	UPPER	NO
46081966601	MODERATE	NO
46081966602	MIDDLE	NO

**Summary Data: Lawrence**

Number of Census Tracts	8
Number of Minority Tracts	0
Percentage of Minority Tracts	0.00%
Number of Low Income Tracts	0
Percentage of Low Income Tracts	0.00%
Number of Moderate Income Tracts	2
Percentage of Moderate Income Tracts	25.00%
Number of Middle Income Tracts	4
Percentage of Middle Income Tracts	50.00%
Number of Upper Income Tracts	2
Percentage of Upper Income Tracts	25.00%
Number of NA Income Tracts	0
Percentage of NA Income Tracts	0.00%

**Lincoln, SOUTH DAKOTA**

Census Tract	Tract Income Class	Minority Tract
46083010103	MIDDLE	NO
46083010107	MIDDLE	NO

**Lincoln, SOUTH DAKOTA**

Census Tract	Tract Income Class	Minority Tract
46083010109	UPPER	NO
46083010110	MIDDLE	NO
46083010111	UPPER	NO
46083010112	MIDDLE	NO
46083010113	MIDDLE	NO
46083010114	UPPER	NO
46083010115	MIDDLE	NO
46083010116	UPPER	NO
46083010200	MIDDLE	NO
46083010300	MIDDLE	NO
46083010400	MIDDLE	NO

**Lincoln, SOUTH DAKOTA**

Census Tract	Tract Income Class	Minority Tract
<b>Summary Data: Lincoln</b>		
Number of Census Tracts	13	
Number of Minority Tracts	0	
Percentage of Minority Tracts	0.00%	
Number of Low Income Tracts	0	
Percentage of Low Income Tracts	0.00%	
Number of Moderate Income Tracts	0	
Percentage of Moderate Income Tracts	0.00%	
Number of Middle Income Tracts	9	
Percentage of Middle Income Tracts	69.23%	
Number of Upper Income Tracts	4	
Percentage of Upper Income Tracts	30.77%	
Number of NA Income Tracts	0	
Percentage of NA Income Tracts	0.00%	

**Lyman, SOUTH DAKOTA**

Census Tract	Tract Income Class	Minority Tract
46085940100	LOW	YES
46085972600	MIDDLE	NO



**Lyman, SOUTH DAKOTA**

Census Tract	Tract Income Class	Minority Tract
<b>Summary Data: Lyman</b>		
Number of Census Tracts		2
Number of Minority Tracts		1
Percentage of Minority Tracts		50.00%
Number of Low Income Tracts		1
Percentage of Low Income Tracts		50.00%
Number of Moderate Income Tracts		0
Percentage of Moderate Income Tracts		0.00%
Number of Middle Income Tracts		1
Percentage of Middle Income Tracts		50.00%
Number of Upper Income Tracts		0
Percentage of Upper Income Tracts		0.00%
Number of NA Income Tracts		0
Percentage of NA Income Tracts		0.00%

**Marshall, SOUTH DAKOTA**

Census Tract	Tract Income Class	Minority Tract
46091950800	MIDDLE	NO

**Marshall, SOUTH DAKOTA**

Census Tract	Tract Income Class	Minority Tract
<b>Summary Data: Marshall</b>		
Number of Census Tracts		1
Number of Minority Tracts		0
Percentage of Minority Tracts		0.00%
Number of Low Income Tracts		0
Percentage of Low Income Tracts		0.00%
Number of Moderate Income Tracts		0
Percentage of Moderate Income Tracts		0.00%
Number of Middle Income Tracts		1
Percentage of Middle Income Tracts		100.00%
Number of Upper Income Tracts		0
Percentage of Upper Income Tracts		0.00%
Number of NA Income Tracts		0
Percentage of NA Income Tracts		0.00%

**McCook, SOUTH DAKOTA**


Census Tract	Tract Income Class	Minority Tract
46087964600	MIDDLE	NO
46087964700	MIDDLE	NO

**McCook, SOUTH DAKOTA**

Census Tract	Tract Income Class	Minority Tract
<b>Summary Data: McCook</b>		
Number of Census Tracts		2
Number of Minority Tracts		0
Percentage of Minority Tracts		0.00%
Number of Low Income Tracts		0
Percentage of Low Income Tracts		0.00%
Number of Moderate Income Tracts		0
Percentage of Moderate Income Tracts		0.00%
Number of Middle Income Tracts		2
Percentage of Middle Income Tracts		100.00%
Number of Upper Income Tracts		0
Percentage of Upper Income Tracts		0.00%
Number of NA Income Tracts		0
Percentage of NA Income Tracts		0.00%

**McPherson, SOUTH DAKOTA**

Census Tract	Tract Income Class	Minority Tract
46089963100	MIDDLE	NO



**McPherson, SOUTH DAKOTA**

Census Tract	Tract Income Class	Minority Tract
<b>Summary Data: McPherson</b>		
Number of Census Tracts		1
Number of Minority Tracts		0
Percentage of Minority Tracts		0.00%
Number of Low Income Tracts		0
Percentage of Low Income Tracts		0.00%
Number of Moderate Income Tracts		0
Percentage of Moderate Income Tracts		0.00%
Number of Middle Income Tracts		1
Percentage of Middle Income Tracts		100.00%
Number of Upper Income Tracts		0
Percentage of Upper Income Tracts		0.00%
Number of NA Income Tracts		0
Percentage of NA Income Tracts		0.00%

**Meade, SOUTH DAKOTA**

Census Tract	Tract Income Class	Minority Tract
46093020200	MODERATE	NO
46093020302	UPPER	NO
46093020303	MIDDLE	NO
46093020304	MIDDLE	NO
46093020401	MIDDLE	NO

**Meade, SOUTH DAKOTA**

Census Tract	Tract Income Class	Minority Tract
46093020402	MODERATE	NO
46093020500	MIDDLE	NO
<b>Summary Data: Meade</b>		
Number of Census Tracts		7
Number of Minority Tracts		0
Percentage of Minority Tracts		0.00%
Number of Low Income Tracts		0
Percentage of Low Income Tracts		0.00%
Number of Moderate Income Tracts		2
Percentage of Moderate Income Tracts		28.57%
Number of Middle Income Tracts		4
Percentage of Middle Income Tracts		57.14%
Number of Upper Income Tracts		1
Percentage of Upper Income Tracts		14.29%
Number of NA Income Tracts		0
Percentage of NA Income Tracts		0.00%

**Mellette, SOUTH DAKOTA**

Census Tract	Tract Income Class	Minority Tract
46095940300	MODERATE	YES

**Mellette, SOUTH DAKOTA**

Census Tract	Tract Income Class	Minority Tract
<b>Summary Data: Mellette</b>		
Number of Census Tracts		1
Number of Minority Tracts		1
Percentage of Minority Tracts		100.00%
Number of Low Income Tracts		0
Percentage of Low Income Tracts		0.00%
Number of Moderate Income Tracts		1
Percentage of Moderate Income Tracts		100.00%
Number of Middle Income Tracts		0
Percentage of Middle Income Tracts		0.00%
Number of Upper Income Tracts		0
Percentage of Upper Income Tracts		0.00%
Number of NA Income Tracts		0
Percentage of NA Income Tracts		0.00%

**Miner, SOUTH DAKOTA**

Census Tract	Tract Income Class	Minority Tract
46097961600	MIDDLE	NO





**Miner, SOUTH DAKOTA**

Census Tract	Tract Income Class	Minority Tract
<b>Summary Data: Miner</b>		
Number of Census Tracts		1
Number of Minority Tracts		0
Percentage of Minority Tracts		0.00%
Number of Low Income Tracts		0
Percentage of Low Income Tracts		0.00%
Number of Moderate Income Tracts		0
Percentage of Moderate Income Tracts		0.00%
Number of Middle Income Tracts		1
Percentage of Middle Income Tracts		100.00%
Number of Upper Income Tracts		0
Percentage of Upper Income Tracts		0.00%
Number of NA Income Tracts		0
Percentage of NA Income Tracts		0.00%

**Minnehaha, SOUTH DAKOTA**

Census Tract	Tract Income Class	Minority Tract
46099000100	MODERATE	NO
46099000201	MODERATE	NO
46099000202	MODERATE	NO
46099000300	MODERATE	NO
46099000401	MODERATE	NO

**Minnehaha, SOUTH DAKOTA**

Census Tract	Tract Income Class	Minority Tract
46099000405	MODERATE	NO
46099000406	MODERATE	NO
46099000407	MODERATE	NO
46099000408	MIDDLE	NO
46099000500	MODERATE	NO
46099000600	MIDDLE	NO
46099000701	LOW	NO
46099000702	MODERATE	NO
46099000900	MODERATE	NO
46099001001	MODERATE	NO
46099001002	MODERATE	NO
46099001105	MIDDLE	NO
46099001107	MIDDLE	NO
46099001108	MIDDLE	NO
46099001109	NA	NO
46099001110	MODERATE	NO
46099001111	UPPER	NO
46099001112	UPPER	NO
46099001200	MIDDLE	NO
46099001501	LOW	NO
46099001502	MIDDLE	NO
46099001600	UPPER	NO
46099001700	MIDDLE	NO
46099001801	MIDDLE	NO
46099001804	MIDDLE	NO
46099001805	UPPER	NO
46099001806	MIDDLE	NO

**Minnehaha, SOUTH DAKOTA**

Census Tract	Tract Income Class	Minority Tract
46099001901	MIDDLE	NO
46099001902	UPPER	NO
46099010101	MIDDLE	NO
46099010102	MIDDLE	NO
46099010200	MIDDLE	NO
46099010300	MIDDLE	NO
46099010401	UPPER	NO
46099010402	MIDDLE	NO
46099010403	UPPER	NO
46099010404	MIDDLE	NO
46099010405	MIDDLE	NO
46099010406	MIDDLE	NO
46099010501	UPPER	NO
46099010502	MIDDLE	NO
46099010600	MODERATE	NO



**Minnehaha, SOUTH DAKOTA**

Census Tract	Tract Income Class	Minority Tract
<b>Summary Data: Minnehaha</b>		
Number of Census Tracts		47
Number of Minority Tracts		0
Percentage of Minority Tracts		0.00%
Number of Low Income Tracts		2
Percentage of Low Income Tracts		4.26%
Number of Moderate Income Tracts		15
Percentage of Moderate Income Tracts		31.91%
Number of Middle Income Tracts		21
Percentage of Middle Income Tracts		44.68%
Number of Upper Income Tracts		8
Percentage of Upper Income Tracts		17.02%
Number of NA Income Tracts		1
Percentage of NA Income Tracts		2.13%

**Moody, SOUTH DAKOTA**

Census Tract	Tract Income Class	Minority Tract
46101959600	UPPER	NO
46101959700	MIDDLE	NO

**Moody, SOUTH DAKOTA**

Census Tract	Tract Income Class	Minority Tract
<b>Summary Data: Moody</b>		
Number of Census Tracts		2
Number of Minority Tracts		0
Percentage of Minority Tracts		0.00%
Number of Low Income Tracts		0
Percentage of Low Income Tracts		0.00%
Number of Moderate Income Tracts		0
Percentage of Moderate Income Tracts		0.00%
Number of Middle Income Tracts		1
Percentage of Middle Income Tracts		50.00%
Number of Upper Income Tracts		1
Percentage of Upper Income Tracts		50.00%
Number of NA Income Tracts		0
Percentage of NA Income Tracts		0.00%

**Oglala Lakota, SOUTH DAKOTA**

Census Tract	Tract Income Class	Minority Tract
46102941000	MODERATE	YES
46102941100	LOW	YES
46102941200	MODERATE	YES

**Oglala Lakota, SOUTH DAKOTA**

Census Tract	Tract Income Class	Minority Tract
<b>Summary Data: Oglala Lakota</b>		
Number of Census Tracts		3
Number of Minority Tracts		3
Percentage of Minority Tracts		100.00%
Number of Low Income Tracts		1
Percentage of Low Income Tracts		33.33%
Number of Moderate Income Tracts		2
Percentage of Moderate Income Tracts		66.67%
Number of Middle Income Tracts		0
Percentage of Middle Income Tracts		0.00%
Number of Upper Income Tracts		0
Percentage of Upper Income Tracts		0.00%
Number of NA Income Tracts		0
Percentage of NA Income Tracts		0.00%

**Pennington, SOUTH DAKOTA**

Census Tract	Tract Income Class	Minority Tract
46103010201	MODERATE	YES
46103010202	LOW	NO
46103010300	MODERATE	YES
46103010400	MODERATE	NO
46103010500	MODERATE	NO



**Pennington, SOUTH DAKOTA**

Census Tract	Tract Income Class	Minority Tract
46103010600	MODERATE	NO
46103010700	MODERATE	NO
46103010800	UPPER	NO
46103010904	MIDDLE	NO
46103010905	UPPER	NO
46103010906	MIDDLE	NO
46103010907	MIDDLE	NO
46103010908	MIDDLE	NO
46103011001	MIDDLE	NO
46103011002	UPPER	NO
46103011004	UPPER	NO
46103011005	UPPER	NO
46103011100	MIDDLE	NO
46103011200	MIDDLE	NO
46103011300	MIDDLE	NO
46103011400	MIDDLE	NO
46103011601	MIDDLE	NO
46103011602	MODERATE	NO
46103011700	MIDDLE	NO
46103011800	MIDDLE	NO

**Pennington, SOUTH DAKOTA**

Census Tract	Tract Income Class	Minority Tract
<b>Summary Data: Pennington</b>		
<b>Number of Census Tracts</b>		25
<b>Number of Minority Tracts</b>		2
<b>Percentage of Minority Tracts</b>		8.00%
<b>Number of Low Income Tracts</b>		1
<b>Percentage of Low Income Tracts</b>		4.00%
<b>Number of Moderate Income Tracts</b>		7
<b>Percentage of Moderate Income Tracts</b>		28.00%
<b>Number of Middle Income Tracts</b>		12
<b>Percentage of Middle Income Tracts</b>		48.00%
<b>Number of Upper Income Tracts</b>		5
<b>Percentage of Upper Income Tracts</b>		20.00%
<b>Number of NA Income Tracts</b>		0
<b>Percentage of NA Income Tracts</b>		0.00%

**Perkins, SOUTH DAKOTA**


Census Tract	Tract Income Class	Minority Tract
46105968300	MIDDLE	NO

**Perkins, SOUTH DAKOTA**

Census Tract	Tract Income Class	Minority Tract
<b>Summary Data: Perkins</b>		
<b>Number of Census Tracts</b>		1
<b>Number of Minority Tracts</b>		0
<b>Percentage of Minority Tracts</b>		0.00%
<b>Number of Low Income Tracts</b>		0
<b>Percentage of Low Income Tracts</b>		0.00%
<b>Number of Moderate Income Tracts</b>		0
<b>Percentage of Moderate Income Tracts</b>		0.00%
<b>Number of Middle Income Tracts</b>		1
<b>Percentage of Middle Income Tracts</b>		100.00%
<b>Number of Upper Income Tracts</b>		0
<b>Percentage of Upper Income Tracts</b>		0.00%
<b>Number of NA Income Tracts</b>		0
<b>Percentage of NA Income Tracts</b>		0.00%

**Potter, SOUTH DAKOTA**

Census Tract	Tract Income Class	Minority Tract
46107000100	MIDDLE	NO



**Potter, SOUTH DAKOTA**

Census Tract	Tract Income Class	Minority Tract
<b>Summary Data: Potter</b>		
Number of Census Tracts		1
Number of Minority Tracts		0
Percentage of Minority Tracts		0.00%
Number of Low Income Tracts		0
Percentage of Low Income Tracts		0.00%
Number of Moderate Income Tracts		0
Percentage of Moderate Income Tracts		0.00%
Number of Middle Income Tracts		1
Percentage of Middle Income Tracts		100.00%
Number of Upper Income Tracts		0
Percentage of Upper Income Tracts		0.00%
Number of NA Income Tracts		0
Percentage of NA Income Tracts		0.00%

**Roberts, SOUTH DAKOTA**

Census Tract	Tract Income Class	Minority Tract
46109940400	MODERATE	YES
46109940700	MIDDLE	NO
46109940800	MODERATE	YES
46109950400	MIDDLE	NO

**Roberts, SOUTH DAKOTA**

Census Tract	Tract Income Class	Minority Tract
<b>Summary Data: Roberts</b>		
Number of Census Tracts		4
Number of Minority Tracts		2
Percentage of Minority Tracts		50.00%
Number of Low Income Tracts		0
Percentage of Low Income Tracts		0.00%
Number of Moderate Income Tracts		2
Percentage of Moderate Income Tracts		50.00%
Number of Middle Income Tracts		2
Percentage of Middle Income Tracts		50.00%
Number of Upper Income Tracts		0
Percentage of Upper Income Tracts		0.00%
Number of NA Income Tracts		0
Percentage of NA Income Tracts		0.00%

**Sanborn, SOUTH DAKOTA**


Census Tract	Tract Income Class	Minority Tract
46111962100	MIDDLE	NO

**Sanborn, SOUTH DAKOTA**

Census Tract	Tract Income Class	Minority Tract
<b>Summary Data: Sanborn</b>		
Number of Census Tracts		1
Number of Minority Tracts		0
Percentage of Minority Tracts		0.00%
Number of Low Income Tracts		0
Percentage of Low Income Tracts		0.00%
Number of Moderate Income Tracts		0
Percentage of Moderate Income Tracts		0.00%
Number of Middle Income Tracts		1
Percentage of Middle Income Tracts		100.00%
Number of Upper Income Tracts		0
Percentage of Upper Income Tracts		0.00%
Number of NA Income Tracts		0
Percentage of NA Income Tracts		0.00%

**Spink, SOUTH DAKOTA**

Census Tract	Tract Income Class	Minority Tract
46115000100	MIDDLE	NO
46115000200	MIDDLE	NO
46115000300	MIDDLE	NO



**Spink, SOUTH DAKOTA**

Census Tract	Tract Income Class	Minority Tract
<b>Summary Data: Spink</b>		
Number of Census Tracts		3
Number of Minority Tracts		0
Percentage of Minority Tracts		0.00%
Number of Low Income Tracts		0
Percentage of Low Income Tracts		0.00%
Number of Moderate Income Tracts		0
Percentage of Moderate Income Tracts		0.00%
Number of Middle Income Tracts		3
Percentage of Middle Income Tracts		100.00%
Number of Upper Income Tracts		0
Percentage of Upper Income Tracts		0.00%
Number of NA Income Tracts		0
Percentage of NA Income Tracts		0.00%

**Stanley, SOUTH DAKOTA**

Census Tract	Tract Income Class	Minority Tract
46117960100	UPPER	NO

**Stanley, SOUTH DAKOTA**

Census Tract	Tract Income Class	Minority Tract
<b>Summary Data: Stanley</b>		
Number of Census Tracts		1
Number of Minority Tracts		0
Percentage of Minority Tracts		0.00%
Number of Low Income Tracts		0
Percentage of Low Income Tracts		0.00%
Number of Moderate Income Tracts		0
Percentage of Moderate Income Tracts		0.00%
Number of Middle Income Tracts		0
Percentage of Middle Income Tracts		0.00%
Number of Upper Income Tracts		1
Percentage of Upper Income Tracts		100.00%
Number of NA Income Tracts		0
Percentage of NA Income Tracts		0.00%

**Sully, SOUTH DAKOTA**


Census Tract	Tract Income Class	Minority Tract
46119979100	MIDDLE	NO

**Sully, SOUTH DAKOTA**

Census Tract	Tract Income Class	Minority Tract
<b>Summary Data: Sully</b>		
Number of Census Tracts		1
Number of Minority Tracts		0
Percentage of Minority Tracts		0.00%
Number of Low Income Tracts		0
Percentage of Low Income Tracts		0.00%
Number of Moderate Income Tracts		0
Percentage of Moderate Income Tracts		0.00%
Number of Middle Income Tracts		1
Percentage of Middle Income Tracts		100.00%
Number of Upper Income Tracts		0
Percentage of Upper Income Tracts		0.00%
Number of NA Income Tracts		0
Percentage of NA Income Tracts		0.00%

**Todd, SOUTH DAKOTA**

Census Tract	Tract Income Class	Minority Tract
46121940100	LOW	YES
46121940200	LOW	YES



**Todd, SOUTH DAKOTA**

Census Tract	Tract Income Class	Minority Tract
<b>Summary Data: Todd</b>		
Number of Census Tracts		2
Number of Minority Tracts		2
Percentage of Minority Tracts	100.00%	
Number of Low Income Tracts		2
Percentage of Low Income Tracts	100.00%	
Number of Moderate Income Tracts		0
Percentage of Moderate Income Tracts	0.00%	
Number of Middle Income Tracts		0
Percentage of Middle Income Tracts	0.00%	
Number of Upper Income Tracts		0
Percentage of Upper Income Tracts	0.00%	
Number of NA Income Tracts		0
Percentage of NA Income Tracts	0.00%	

**Tripp, SOUTH DAKOTA**

Census Tract	Tract Income Class	Minority Tract
46123971600	MIDDLE	NO
46123971700	MIDDLE	NO

**Tripp, SOUTH DAKOTA**

Census Tract	Tract Income Class	Minority Tract
<b>Summary Data: Tripp</b>		
Number of Census Tracts		2
Number of Minority Tracts		0
Percentage of Minority Tracts	0.00%	
Number of Low Income Tracts		0
Percentage of Low Income Tracts	0.00%	
Number of Moderate Income Tracts		0
Percentage of Moderate Income Tracts	0.00%	
Number of Middle Income Tracts		2
Percentage of Middle Income Tracts	100.00%	
Number of Upper Income Tracts		0
Percentage of Upper Income Tracts	0.00%	
Number of NA Income Tracts		0
Percentage of NA Income Tracts	0.00%	

**Turner, SOUTH DAKOTA**


Census Tract	Tract Income Class	Minority Tract
46125965100	MIDDLE	NO
46125965200	MODERATE	NO

**Turner, SOUTH DAKOTA**

Census Tract	Tract Income Class	Minority Tract
<b>Summary Data: Turner</b>		
Number of Census Tracts		2
Number of Minority Tracts		0
Percentage of Minority Tracts	0.00%	
Number of Low Income Tracts		0
Percentage of Low Income Tracts	0.00%	
Number of Moderate Income Tracts		1
Percentage of Moderate Income Tracts	50.00%	
Number of Middle Income Tracts		1
Percentage of Middle Income Tracts	50.00%	
Number of Upper Income Tracts		0
Percentage of Upper Income Tracts	0.00%	
Number of NA Income Tracts		0
Percentage of NA Income Tracts	0.00%	

**Union, SOUTH DAKOTA**

Census Tract	Tract Income Class	Minority Tract
46127020100	MIDDLE	NO
46127020200	UPPER	NO
46127020301	UPPER	NO
46127020302	UPPER	NO



**Union, SOUTH DAKOTA**

Census Tract	Tract Income Class	Minority Tract
<b>Summary Data: Union</b>		
Number of Census Tracts		4
Number of Minority Tracts		0
Percentage of Minority Tracts		0.00%
Number of Low Income Tracts		0
Percentage of Low Income Tracts		0.00%
Number of Moderate Income Tracts		0
Percentage of Moderate Income Tracts		0.00%
Number of Middle Income Tracts		1
Percentage of Middle Income Tracts		25.00%
Number of Upper Income Tracts		3
Percentage of Upper Income Tracts		75.00%
Number of NA Income Tracts		0
Percentage of NA Income Tracts		0.00%

**Walworth, SOUTH DAKOTA**

Census Tract	Tract Income Class	Minority Tract
46129965100	MIDDLE	NO
46129965200	MIDDLE	NO

**Walworth, SOUTH DAKOTA**

Census Tract	Tract Income Class	Minority Tract
<b>Summary Data: Walworth</b>		
Number of Census Tracts		2
Number of Minority Tracts		0
Percentage of Minority Tracts		0.00%
Number of Low Income Tracts		0
Percentage of Low Income Tracts		0.00%
Number of Moderate Income Tracts		0
Percentage of Moderate Income Tracts		0.00%
Number of Middle Income Tracts		2
Percentage of Middle Income Tracts		100.00%
Number of Upper Income Tracts		0
Percentage of Upper Income Tracts		0.00%
Number of NA Income Tracts		0
Percentage of NA Income Tracts		0.00%

**Yankton, SOUTH DAKOTA**

Census Tract	Tract Income Class	Minority Tract
46135966100	MIDDLE	NO
46135966200	MIDDLE	NO
46135966301	MIDDLE	NO
46135966302	MIDDLE	NO
46135966400	MIDDLE	NO

**Yankton, SOUTH DAKOTA**


Census Tract	Tract Income Class	Minority Tract
<b>Summary Data: Yankton</b>		
Number of Census Tracts		5
Number of Minority Tracts		0
Percentage of Minority Tracts		0.00%
Number of Low Income Tracts		0
Percentage of Low Income Tracts		0.00%
Number of Moderate Income Tracts		0
Percentage of Moderate Income Tracts		0.00%
Number of Middle Income Tracts		5
Percentage of Middle Income Tracts		100.00%
Number of Upper Income Tracts		0
Percentage of Upper Income Tracts		0.00%
Number of NA Income Tracts		0
Percentage of NA Income Tracts		0.00%

**Ziebach, SOUTH DAKOTA**

Census Tract	Tract Income Class	Minority Tract
46137941600	MODERATE	YES

**Ziebach, SOUTH DAKOTA**

Census Tract	Tract Income Class	Minority Tract
<b>Summary Data: Ziebach</b>		
Number of Census Tracts		1
Number of Minority Tracts		1
Percentage of Minority Tracts		100.00%
Number of Low Income Tracts		0
Percentage of Low Income Tracts		0.00%
Number of Moderate Income Tracts		1
Percentage of Moderate Income Tracts		100.00%
Number of Middle Income Tracts		0
Percentage of Middle Income Tracts		0.00%
Number of Upper Income Tracts		0
Percentage of Upper Income Tracts		0.00%
Number of NA Income Tracts		0
Percentage of NA Income Tracts		0.00%





<b>Assessment Area Summary Data:</b>	<b>Number of Census Tracts:</b>	242
--------------------------------------	---------------------------------	-----

Number of Minority Tracts	Number of Low Income Tracts	Number of Moderate Income Tracts	Number of Middle Income Tracts	Number of Upper Income Tracts	Number of NA Income Tracts
21	8	53	142	38	1

Percentage of Minority Tracts	Percentage of Low Income Tracts	Percentage of Moderate Income Tracts	Percentage of Middle Income Tracts	Percentage of Upper Income Tracts	Percentage of NA Income Tracts
8.68%	3.31%	21.90%	58.68%	15.70%	0.41%

