

# GeoDataVision Report D-1 Census Tract Reference Book 2022

Tract Income Classification and Minority Status—Based on Census data released by the FFIEC April 2022

## Adams, PENNSYLVANIA

| Census Tract | Tract Income Class | Minority Tract |
|--------------|--------------------|----------------|
| 42001030101  | MIDDLE             | NO             |
| 42001030103  | UPPER              | NO             |
| 42001030104  | MODERATE           | NO             |
| 42001030200  | MODERATE           | NO             |
| 42001030300  | MIDDLE             | NO             |
| 42001030400  | MIDDLE             | NO             |
| 42001030500  | MIDDLE             | NO             |
| 42001030600  | MIDDLE             | NO             |
| 42001030700  | MIDDLE             | NO             |
| 42001030801  | MIDDLE             | NO             |
| 42001030802  | MODERATE           | NO             |
| 42001030803  | MIDDLE             | NO             |
| 42001030901  | MIDDLE             | NO             |
| 42001030902  | MODERATE           | NO             |
| 42001031000  | MIDDLE             | NO             |
| 42001031101  | MODERATE           | NO             |
| 42001031102  | MIDDLE             | NO             |
| 42001031201  | UPPER              | NO             |
| 42001031202  | MIDDLE             | NO             |
| 42001031203  | MIDDLE             | NO             |
| 42001031300  | MIDDLE             | NO             |
| 42001031401  | UPPER              | NO             |
| 42001031402  | MIDDLE             | NO             |
| 42001031501  | UPPER              | NO             |
| 42001031502  | MIDDLE             | NO             |
| 42001031600  | MIDDLE             | NO             |

## Adams, PENNSYLVANIA

| Census Tract | Tract Income Class | Minority Tract |
|--------------|--------------------|----------------|
| 42001031700  | MODERATE           | NO             |

### Summary Data: Adams

|   |        |
|---|--------|
| <b>Number of Census Tracts</b>              | 27     |
| <b>Number of Minority Tracts</b>            | 0      |
| <b>Percentage of Minority Tracts</b>        | 0.00%  |
| <b>Number of Low Income Tracts</b>          | 0      |
| <b>Percentage of Low Income Tracts</b>      | 0.00%  |
| <b>Number of Moderate Income Tracts</b>     | 6      |
| <b>Percentage of Moderate Income Tracts</b> | 22.22% |
| <b>Number of Middle Income Tracts</b>       | 17     |
| <b>Percentage of Middle Income Tracts</b>   | 62.96% |
| <b>Number of Upper Income Tracts</b>        | 4      |
| <b>Percentage of Upper Income Tracts</b>    | 14.81% |
| <b>Number of NA Income Tracts</b>           | 0      |
| <b>Percentage of NA Income Tracts</b>       | 0.00%  |

## Allegheny, PENNSYLVANIA

| Census Tract | Tract Income Class | Minority Tract |
|--------------|--------------------|----------------|
| 42003010301  | NA                 | YES            |
| 42003010302  | LOW                | NO             |
| 42003020100  | UPPER              | NO             |

## Allegheny, PENNSYLVANIA

| Census Tract | Tract Income Class | Minority Tract |
|--------------|--------------------|----------------|
| 42003020300  | NA                 | NO             |
| 42003030500  | LOW                | YES            |
| 42003040200  | LOW                | NO             |
| 42003040400  | UPPER              | NO             |
| 42003040500  | LOW                | NO             |
| 42003040600  | LOW                | NO             |
| 42003040900  | MODERATE           | NO             |
| 42003050100  | LOW                | YES            |
| 42003050600  | MODERATE           | YES            |
| 42003050900  | LOW                | YES            |
| 42003051000  | NA                 | YES            |
| 42003051100  | LOW                | YES            |
| 42003060300  | MIDDLE             | NO             |
| 42003060500  | MIDDLE             | NO             |
| 42003070300  | UPPER              | NO             |
| 42003070500  | MIDDLE             | NO             |
| 42003070600  | MIDDLE             | NO             |
| 42003070800  | UPPER              | NO             |
| 42003070900  | UPPER              | NO             |
| 42003080200  | MODERATE           | NO             |
| 42003080400  | MIDDLE             | NO             |
| 42003080600  | UPPER              | NO             |
| 42003080700  | MODERATE           | NO             |
| 42003080900  | MIDDLE             | NO             |
| 42003090100  | MIDDLE             | NO             |
| 42003090200  | UPPER              | NO             |



**Allegheny, PENNSYLVANIA**


| Census Tract | Tract Income Class | Minority Tract |
|--------------|--------------------|----------------|
| 42003090300  | MIDDLE             | NO             |
| 42003100500  | MIDDLE             | YES            |
| 42003101100  | MODERATE           | NO             |
| 42003101400  | MIDDLE             | NO             |
| 42003101800  | MIDDLE             | NO             |
| 42003101900  | MODERATE           | YES            |
| 42003110200  | UPPER              | NO             |
| 42003110600  | UPPER              | NO             |
| 42003111300  | MODERATE           | YES            |
| 42003111400  | MODERATE           | YES            |
| 42003111500  | LOW                | YES            |
| 42003120300  | MODERATE           | YES            |
| 42003120900  | LOW                | YES            |
| 42003130200  | MODERATE           | YES            |
| 42003130600  | LOW                | YES            |
| 42003130700  | LOW                | YES            |
| 42003130800  | LOW                | YES            |
| 42003140100  | UPPER              | NO             |
| 42003140200  | UPPER              | NO             |
| 42003140300  | UPPER              | NO             |
| 42003140400  | UPPER              | NO             |
| 42003140500  | MIDDLE             | NO             |
| 42003140800  | UPPER              | NO             |
| 42003141100  | UPPER              | NO             |
| 42003141200  | UPPER              | NO             |
| 42003141300  | UPPER              | NO             |
| 42003141400  | UPPER              | NO             |

**Allegheny, PENNSYLVANIA**

| Census Tract | Tract Income Class | Minority Tract |
|--------------|--------------------|----------------|
| 42003151600  | MIDDLE             | NO             |
| 42003151700  | MIDDLE             | NO             |
| 42003160800  | MODERATE           | NO             |
| 42003160900  | UPPER              | NO             |
| 42003161000  | LOW                | NO             |
| 42003170200  | MODERATE           | NO             |
| 42003170600  | MODERATE           | NO             |
| 42003180300  | LOW                | NO             |
| 42003180700  | LOW                | NO             |
| 42003190300  | MODERATE           | NO             |
| 42003191100  | UPPER              | NO             |
| 42003191400  | MIDDLE             | NO             |
| 42003191500  | MODERATE           | NO             |
| 42003191600  | MODERATE           | NO             |
| 42003191700  | MIDDLE             | NO             |
| 42003191800  | MIDDLE             | NO             |
| 42003191900  | MIDDLE             | NO             |
| 42003192000  | MIDDLE             | NO             |
| 42003202200  | MODERATE           | YES            |
| 42003202300  | MIDDLE             | NO             |
| 42003241300  | MIDDLE             | NO             |
| 42003250900  | LOW                | YES            |
| 42003260200  | MIDDLE             | NO             |
| 42003260700  | MIDDLE             | NO             |
| 42003261300  | LOW                | YES            |
| 42003261400  | MODERATE           | YES            |
| 42003261500  | MODERATE           | YES            |

**Allegheny, PENNSYLVANIA**

| Census Tract | Tract Income Class | Minority Tract |
|--------------|--------------------|----------------|
| 42003262000  | MODERATE           | NO             |
| 42003270100  | MIDDLE             | NO             |
| 42003270300  | MIDDLE             | NO             |
| 42003270800  | MIDDLE             | NO             |
| 42003271600  | MODERATE           | YES            |
| 42003281400  | LOW                | YES            |
| 42003281500  | MODERATE           | NO             |
| 42003290100  | MODERATE           | NO             |
| 42003290200  | MODERATE           | NO             |
| 42003290400  | MIDDLE             | NO             |
| 42003300100  | MODERATE           | YES            |
| 42003310200  | MIDDLE             | NO             |
| 42003320400  | MODERATE           | NO             |
| 42003320600  | MIDDLE             | NO             |
| 42003320700  | MIDDLE             | NO             |
| 42003401100  | MIDDLE             | NO             |
| 42003401200  | MODERATE           | NO             |
| 42003401300  | MIDDLE             | NO             |
| 42003402000  | MODERATE           | NO             |
| 42003403500  | MODERATE           | NO             |
| 42003404000  | MIDDLE             | NO             |
| 42003405000  | MIDDLE             | NO             |
| 42003406000  | MIDDLE             | NO             |
| 42003407001  | MIDDLE             | NO             |
| 42003407002  | MIDDLE             | NO             |
| 42003408001  | UPPER              | NO             |
| 42003408002  | UPPER              | NO             |



| Allegheny, PENNSYLVANIA |                    |                |
|-------------------------|--------------------|----------------|
| Census Tract            | Tract Income Class | Minority Tract |
| 42003409001             | UPPER              | NO             |
| 42003409002             | UPPER              | NO             |
| 42003410000             | UPPER              | NO             |
| 42003411001             | UPPER              | NO             |
| 42003411002             | UPPER              | NO             |
| 42003412002             | UPPER              | NO             |
| 42003412003             | UPPER              | NO             |
| 42003412004             | UPPER              | NO             |
| 42003413100             | UPPER              | NO             |
| 42003413201             | UPPER              | NO             |
| 42003413202             | UPPER              | NO             |
| 42003413300             | UPPER              | NO             |
| 42003413400             | UPPER              | NO             |
| 42003413500             | UPPER              | NO             |
| 42003414101             | UPPER              | NO             |
| 42003414102             | UPPER              | NO             |
| 42003414200             | UPPER              | NO             |
| 42003415001             | UPPER              | NO             |
| 42003415002             | UPPER              | NO             |
| 42003416000             | MIDDLE             | NO             |
| 42003417100             | MODERATE           | NO             |
| 42003417200             | MIDDLE             | NO             |
| 42003418000             | UPPER              | NO             |
| 42003419000             | MIDDLE             | NO             |
| 42003420000             | MODERATE           | NO             |
| 42003421100             | UPPER              | NO             |
| 42003421200             | UPPER              | NO             |

| Allegheny, PENNSYLVANIA |                    |                |
|-------------------------|--------------------|----------------|
| Census Tract            | Tract Income Class | Minority Tract |
| 42003422000             | UPPER              | NO             |
| 42003423000             | UPPER              | NO             |
| 42003424000             | MODERATE           | NO             |
| 42003425000             | MODERATE           | NO             |
| 42003426300             | UPPER              | NO             |
| 42003426400             | MIDDLE             | NO             |
| 42003426700             | MIDDLE             | NO             |
| 42003426800             | UPPER              | NO             |
| 42003427000             | MODERATE           | NO             |
| 42003427100             | UPPER              | NO             |
| 42003427200             | MODERATE           | NO             |
| 42003428100             | MIDDLE             | NO             |
| 42003428200             | MIDDLE             | NO             |
| 42003429100             | MIDDLE             | NO             |
| 42003429201             | UPPER              | NO             |
| 42003429202             | UPPER              | NO             |
| 42003429300             | UPPER              | NO             |
| 42003429400             | UPPER              | NO             |
| 42003429500             | MIDDLE             | NO             |
| 42003429600             | UPPER              | NO             |
| 42003429700             | MODERATE           | NO             |
| 42003430100             | MIDDLE             | NO             |
| 42003430200             | MIDDLE             | NO             |
| 42003431100             | MIDDLE             | NO             |
| 42003431400             | MIDDLE             | NO             |
| 42003431500             | UPPER              | NO             |
| 42003432300             | MIDDLE             | NO             |

| Allegheny, PENNSYLVANIA |                    |                |
|-------------------------|--------------------|----------------|
| Census Tract            | Tract Income Class | Minority Tract |
| 42003432400             | MIDDLE             | NO             |
| 42003434000             | UPPER              | NO             |
| 42003435000             | MIDDLE             | NO             |
| 42003437000             | UPPER              | NO             |
| 42003439000             | UPPER              | NO             |
| 42003445500             | UPPER              | NO             |
| 42003446000             | UPPER              | NO             |
| 42003447000             | MIDDLE             | NO             |
| 42003448000             | MODERATE           | NO             |
| 42003449000             | MIDDLE             | NO             |
| 42003450700             | MODERATE           | NO             |
| 42003450800             | MODERATE           | NO             |
| 42003451101             | UPPER              | NO             |
| 42003451102             | MIDDLE             | NO             |
| 42003451104             | UPPER              | NO             |
| 42003451105             | UPPER              | NO             |
| 42003451300             | MIDDLE             | NO             |
| 42003452000             | UPPER              | NO             |
| 42003453003             | UPPER              | NO             |
| 42003453004             | UPPER              | NO             |
| 42003455000             | MIDDLE             | NO             |
| 42003456001             | UPPER              | NO             |
| 42003456003             | UPPER              | NO             |
| 42003456004             | UPPER              | NO             |
| 42003457100             | MIDDLE             | NO             |
| 42003457200             | MIDDLE             | NO             |
| 42003458001             | UPPER              | NO             |



**Allegheny, PENNSYLVANIA**

| Census Tract | Tract Income Class | Minority Tract |
|--------------|--------------------|----------------|
| 42003458002  | UPPER              | NO             |
| 42003459101  | MIDDLE             | NO             |
| 42003459102  | UPPER              | NO             |
| 42003459201  | MIDDLE             | NO             |
| 42003459202  | MIDDLE             | NO             |
| 42003460001  | MIDDLE             | NO             |
| 42003460002  | MIDDLE             | NO             |
| 42003461000  | MODERATE           | NO             |
| 42003462100  | MODERATE           | NO             |
| 42003462600  | MODERATE           | NO             |
| 42003463900  | MODERATE           | NO             |
| 42003464300  | MIDDLE             | NO             |
| 42003464400  | NA                 | YES            |
| 42003465600  | MIDDLE             | NO             |
| 42003465800  | UPPER              | NO             |
| 42003468700  | MIDDLE             | NO             |
| 42003468800  | MIDDLE             | NO             |
| 42003468900  | MIDDLE             | NO             |
| 42003469000  | MIDDLE             | NO             |
| 42003470300  | MIDDLE             | NO             |
| 42003470400  | UPPER              | NO             |
| 42003470501  | UPPER              | YES            |
| 42003470502  | UPPER              | NO             |
| 42003470600  | MIDDLE             | NO             |
| 42003471000  | MIDDLE             | NO             |
| 42003472100  | MIDDLE             | NO             |
| 42003472200  | MIDDLE             | NO             |

**Allegheny, PENNSYLVANIA**

| Census Tract | Tract Income Class | Minority Tract |
|--------------|--------------------|----------------|
| 42003472300  | MIDDLE             | NO             |
| 42003472400  | MIDDLE             | NO             |
| 42003473100  | UPPER              | NO             |
| 42003473200  | UPPER              | NO             |
| 42003473300  | UPPER              | NO             |
| 42003473401  | UPPER              | NO             |
| 42003473402  | UPPER              | NO             |
| 42003473500  | UPPER              | NO             |
| 42003473601  | UPPER              | NO             |
| 42003473602  | UPPER              | NO             |
| 42003474101  | UPPER              | NO             |
| 42003474102  | UPPER              | NO             |
| 42003474201  | UPPER              | NO             |
| 42003474202  | UPPER              | NO             |
| 42003474203  | UPPER              | NO             |
| 42003475101  | MIDDLE             | NO             |
| 42003475102  | MIDDLE             | NO             |
| 42003475200  | UPPER              | NO             |
| 42003475301  | MIDDLE             | NO             |
| 42003475303  | UPPER              | NO             |
| 42003475304  | UPPER              | NO             |
| 42003475401  | UPPER              | NO             |
| 42003475402  | UPPER              | NO             |
| 42003476100  | MIDDLE             | NO             |
| 42003476200  | MIDDLE             | NO             |
| 42003477100  | UPPER              | NO             |
| 42003477200  | MIDDLE             | NO             |

**Allegheny, PENNSYLVANIA**

| Census Tract | Tract Income Class | Minority Tract |
|--------------|--------------------|----------------|
| 42003477300  | MIDDLE             | NO             |
| 42003478100  | MIDDLE             | NO             |
| 42003478200  | MIDDLE             | NO             |
| 42003479000  | MIDDLE             | NO             |
| 42003480101  | MODERATE           | NO             |
| 42003480102  | MIDDLE             | NO             |
| 42003480200  | MIDDLE             | NO             |
| 42003480300  | MIDDLE             | NO             |
| 42003480400  | MIDDLE             | NO             |
| 42003481000  | MODERATE           | YES            |
| 42003482500  | MIDDLE             | NO             |
| 42003483800  | LOW                | YES            |
| 42003484300  | MIDDLE             | NO             |
| 42003484500  | MODERATE           | NO             |
| 42003484600  | MIDDLE             | NO             |
| 42003485000  | MODERATE           | NO             |
| 42003486700  | LOW                | YES            |
| 42003486800  | MODERATE           | YES            |
| 42003486900  | MODERATE           | YES            |
| 42003487000  | MODERATE           | NO             |
| 42003488100  | MODERATE           | NO             |
| 42003488200  | MODERATE           | NO             |
| 42003488300  | MIDDLE             | NO             |
| 42003488400  | MODERATE           | NO             |
| 42003488500  | MIDDLE             | NO             |
| 42003488600  | MIDDLE             | NO             |
| 42003489001  | MIDDLE             | NO             |



**Allegheny, PENNSYLVANIA**

| Census Tract | Tract Income Class | Minority Tract |
|--------------|--------------------|----------------|
| 42003489002  | MIDDLE             | NO             |
| 42003490002  | MIDDLE             | NO             |
| 42003490003  | UPPER              | NO             |
| 42003490004  | UPPER              | NO             |
| 42003491101  | UPPER              | NO             |
| 42003491200  | MIDDLE             | NO             |
| 42003492700  | MODERATE           | NO             |
| 42003492800  | MODERATE           | YES            |
| 42003492900  | LOW                | NO             |
| 42003494000  | MODERATE           | NO             |
| 42003495000  | MODERATE           | NO             |
| 42003496101  | UPPER              | NO             |
| 42003496102  | MIDDLE             | NO             |
| 42003496200  | MIDDLE             | NO             |
| 42003497000  | MIDDLE             | NO             |
| 42003498000  | MIDDLE             | NO             |
| 42003499300  | MODERATE           | NO             |
| 42003499400  | MODERATE           | NO             |
| 42003500300  | MIDDLE             | NO             |
| 42003501000  | MODERATE           | NO             |
| 42003503002  | MIDDLE             | NO             |
| 42003504100  | MODERATE           | NO             |
| 42003507000  | MIDDLE             | NO             |
| 42003508000  | MODERATE           | NO             |
| 42003509400  | LOW                | NO             |
| 42003510000  | LOW                | YES            |
| 42003512000  | MODERATE           | NO             |

**Allegheny, PENNSYLVANIA**

| Census Tract | Tract Income Class | Minority Tract |
|--------------|--------------------|----------------|
| 42003513000  | MODERATE           | YES            |
| 42003513800  | LOW                | YES            |
| 42003514000  | LOW                | YES            |
| 42003515100  | MODERATE           | YES            |
| 42003515200  | MIDDLE             | NO             |
| 42003515300  | MODERATE           | YES            |
| 42003515401  | UPPER              | NO             |
| 42003516100  | UPPER              | NO             |
| 42003516200  | UPPER              | NO             |
| 42003517000  | MODERATE           | NO             |
| 42003518001  | UPPER              | NO             |
| 42003519000  | UPPER              | NO             |
| 42003520001  | MIDDLE             | NO             |
| 42003520002  | MODERATE           | NO             |
| 42003521100  | MIDDLE             | NO             |
| 42003521200  | MIDDLE             | NO             |
| 42003521301  | MIDDLE             | NO             |
| 42003521302  | MIDDLE             | NO             |
| 42003521401  | MIDDLE             | NO             |
| 42003521402  | UPPER              | NO             |
| 42003521500  | MIDDLE             | NO             |
| 42003522000  | LOW                | NO             |
| 42003523100  | MODERATE           | YES            |
| 42003523200  | MODERATE           | YES            |
| 42003523300  | MIDDLE             | YES            |
| 42003523400  | MODERATE           | YES            |
| 42003523501  | MODERATE           | YES            |

**Allegheny, PENNSYLVANIA**

| Census Tract | Tract Income Class | Minority Tract |
|--------------|--------------------|----------------|
| 42003523502  | MODERATE           | NO             |
| 42003523600  | MIDDLE             | NO             |
| 42003523701  | MIDDLE             | NO             |
| 42003523702  | MIDDLE             | NO             |
| 42003523800  | MIDDLE             | NO             |
| 42003524000  | MODERATE           | NO             |
| 42003525100  | UPPER              | NO             |
| 42003525200  | UPPER              | NO             |
| 42003525300  | UPPER              | NO             |
| 42003526101  | UPPER              | NO             |
| 42003526102  | MIDDLE             | NO             |
| 42003526201  | MIDDLE             | NO             |
| 42003526202  | MIDDLE             | NO             |
| 42003526301  | UPPER              | NO             |
| 42003526302  | MIDDLE             | NO             |
| 42003550900  | LOW                | YES            |
| 42003551200  | LOW                | YES            |
| 42003551300  | MIDDLE             | NO             |
| 42003551900  | NA                 | YES            |
| 42003552000  | MODERATE           | YES            |
| 42003552100  | LOW                | YES            |
| 42003552200  | NA                 | NO             |
| 42003552300  | MODERATE           | YES            |
| 42003552400  | LOW                | NO             |
| 42003560400  | MODERATE           | YES            |
| 42003560500  | UPPER              | NO             |
| 42003561400  | MODERATE           | YES            |



**Allegheny, PENNSYLVANIA**

| Census Tract | Tract Income Class | Minority Tract |
|--------------|--------------------|----------------|
| 42003561500  | MODERATE           | YES            |
| 42003561900  | LOW                | YES            |
| 42003562000  | MODERATE           | NO             |
| 42003562300  | LOW                | YES            |
| 42003562400  | LOW                | YES            |
| 42003562500  | LOW                | YES            |
| 42003562600  | MODERATE           | NO             |
| 42003562700  | MIDDLE             | NO             |
| 42003562800  | MIDDLE             | NO             |
| 42003562901  | LOW                | NO             |
| 42003563000  | MIDDLE             | YES            |
| 42003563100  | MIDDLE             | NO             |
| 42003563201  | NA                 | NO             |
| 42003563202  | MIDDLE             | NO             |
| 42003563300  | UPPER              | NO             |
| 42003563800  | UPPER              | NO             |
| 42003563900  | MIDDLE             | NO             |
| 42003564000  | UPPER              | NO             |
| 42003564100  | UPPER              | NO             |
| 42003564200  | MIDDLE             | NO             |
| 42003564400  | MIDDLE             | NO             |
| 42003564500  | MIDDLE             | NO             |
| 42003564700  | LOW                | YES            |
| 42003564800  | LOW                | YES            |
| 42003565100  | MIDDLE             | NO             |
| 42003565200  | MODERATE           | YES            |
| 42003565300  | MODERATE           | NO             |

**Allegheny, PENNSYLVANIA**

| Census Tract | Tract Income Class | Minority Tract |
|--------------|--------------------|----------------|
| 42003980000  | NA                 | NO             |
| 42003980100  | NA                 | NO             |
| 42003980300  | NA                 | NO             |
| 42003980400  | NA                 | NO             |
| 42003980500  | NA                 | NO             |
| 42003980600  | NA                 | NO             |
| 42003980700  | NA                 | NO             |
| 42003980800  | NA                 | YES            |
| 42003980900  | NA                 | NO             |
| 42003981000  | NA                 | NO             |
| 42003981100  | NA                 | NO             |
| 42003981200  | NA                 | NO             |
| 42003981800  | NA                 | NO             |
| 42003982200  | NA                 | NO             |

**Allegheny, PENNSYLVANIA**

| Census Tract                                | Tract Income Class | Minority Tract |
|---|--------------------|----------------|
| <b>Summary Data: Allegheny</b>              |                    |                |
| <b>Number of Census Tracts</b>              |                    | 394            |
| <b>Number of Minority Tracts</b>            |                    | 63             |
| <b>Percentage of Minority Tracts</b>        |                    | 15.99%         |
| <b>Number of Low Income Tracts</b>          |                    | 38             |
| <b>Percentage of Low Income Tracts</b>      |                    | 9.64%          |
| <b>Number of Moderate Income Tracts</b>     |                    | 83             |
| <b>Percentage of Moderate Income Tracts</b> |                    | 21.07%         |
| <b>Number of Middle Income Tracts</b>       |                    | 137            |
| <b>Percentage of Middle Income Tracts</b>   |                    | 34.77%         |
| <b>Number of Upper Income Tracts</b>        |                    | 115            |
| <b>Percentage of Upper Income Tracts</b>    |                    | 29.19%         |
| <b>Number of NA Income Tracts</b>           |                    | 21             |
| <b>Percentage of NA Income Tracts</b>       |                    | 5.33%          |

**Armstrong, PENNSYLVANIA**

| Census Tract | Tract Income Class | Minority Tract |
|--------------|--------------------|----------------|
| 42005950100  | MODERATE           | NO             |
| 42005950200  | MODERATE           | NO             |
| 42005950300  | MIDDLE             | NO             |
| 42005950400  | MIDDLE             | NO             |
| 42005950500  | MIDDLE             | NO             |



**Armstrong, PENNSYLVANIA**

| Census Tract | Tract Income Class | Minority Tract |
|--------------|--------------------|----------------|
| 42005950600  | MODERATE           | NO             |
| 42005950700  | MODERATE           | NO             |
| 42005950800  | MIDDLE             | NO             |
| 42005950900  | MIDDLE             | NO             |
| 42005951000  | MODERATE           | NO             |
| 42005951100  | MODERATE           | NO             |
| 42005951200  | MIDDLE             | NO             |
| 42005951300  | MIDDLE             | NO             |
| 42005951400  | MODERATE           | NO             |
| 42005951500  | MIDDLE             | NO             |
| 42005951600  | MODERATE           | NO             |
| 42005951700  | MIDDLE             | NO             |
| 42005951800  | MODERATE           | NO             |
| 42005951900  | MODERATE           | NO             |

**Armstrong, PENNSYLVANIA**

| Census Tract                                | Tract Income Class | Minority Tract |
|---|--------------------|----------------|
| <b>Summary Data: Armstrong</b>              |                    |                |
| <b>Number of Census Tracts</b>              |                    | 19             |
| <b>Number of Minority Tracts</b>            |                    | 0              |
| <b>Percentage of Minority Tracts</b>        |                    | 0.00%          |
| <b>Number of Low Income Tracts</b>          |                    | 0              |
| <b>Percentage of Low Income Tracts</b>      |                    | 0.00%          |
| <b>Number of Moderate Income Tracts</b>     |                    | 10             |
| <b>Percentage of Moderate Income Tracts</b> |                    | 52.63%         |
| <b>Number of Middle Income Tracts</b>       |                    | 9              |
| <b>Percentage of Middle Income Tracts</b>   |                    | 47.37%         |
| <b>Number of Upper Income Tracts</b>        |                    | 0              |
| <b>Percentage of Upper Income Tracts</b>    |                    | 0.00%          |
| <b>Number of NA Income Tracts</b>           |                    | 0              |
| <b>Percentage of NA Income Tracts</b>       |                    | 0.00%          |

**Beaver, PENNSYLVANIA**

| Census Tract | Tract Income Class | Minority Tract |
|--------------|--------------------|----------------|
| 42007600601  | MIDDLE             | NO             |
| 42007600602  | MIDDLE             | NO             |
| 42007600701  | UPPER              | NO             |
| 42007600702  | UPPER              | NO             |
| 42007601000  | MIDDLE             | NO             |

**Beaver, PENNSYLVANIA**

| Census Tract | Tract Income Class | Minority Tract |
|--------------|--------------------|----------------|
| 42007601100  | MIDDLE             | NO             |
| 42007601200  | LOW                | NO             |
| 42007601300  | MODERATE           | NO             |
| 42007601400  | MODERATE           | NO             |
| 42007601600  | MODERATE           | NO             |
| 42007601700  | MIDDLE             | NO             |
| 42007601801  | MIDDLE             | NO             |
| 42007601802  | MODERATE           | NO             |
| 42007602100  | MODERATE           | NO             |
| 42007602300  | MIDDLE             | NO             |
| 42007602400  | UPPER              | NO             |
| 42007602500  | MIDDLE             | NO             |
| 42007602601  | UPPER              | NO             |
| 42007602602  | UPPER              | NO             |
| 42007602701  | MIDDLE             | NO             |
| 42007602702  | MIDDLE             | NO             |
| 42007602800  | MODERATE           | NO             |
| 42007602900  | MIDDLE             | NO             |
| 42007603000  | MIDDLE             | NO             |
| 42007603202  | MIDDLE             | NO             |
| 42007603300  | MIDDLE             | NO             |
| 42007603400  | MIDDLE             | NO             |
| 42007603500  | MODERATE           | NO             |
| 42007603600  | MIDDLE             | NO             |
| 42007603700  | MODERATE           | NO             |
| 42007603801  | MIDDLE             | NO             |
| 42007603802  | UPPER              | NO             |



**Beaver, PENNSYLVANIA**

| Census Tract | Tract Income Class | Minority Tract |
|--------------|--------------------|----------------|
| 42007603803  | MIDDLE             | NO             |
| 42007603900  | MIDDLE             | NO             |
| 42007604000  | MODERATE           | NO             |
| 42007604100  | MODERATE           | NO             |
| 42007604200  | MIDDLE             | NO             |
| 42007604500  | MODERATE           | YES            |
| 42007604600  | MODERATE           | NO             |
| 42007604700  | MODERATE           | NO             |
| 42007604800  | MIDDLE             | NO             |
| 42007604901  | MIDDLE             | NO             |
| 42007604902  | MIDDLE             | NO             |
| 42007605001  | MIDDLE             | NO             |
| 42007605002  | MIDDLE             | NO             |
| 42007605100  | MIDDLE             | NO             |
| 42007605200  | MODERATE           | NO             |
| 42007605300  | MIDDLE             | NO             |
| 42007605400  | MODERATE           | NO             |
| 42007605500  | MIDDLE             | NO             |
| 42007605600  | MODERATE           | NO             |
| 42007605700  | MODERATE           | YES            |
| 42007605800  | MIDDLE             | NO             |

**Beaver, PENNSYLVANIA**

| Census Tract                                | Tract Income Class | Minority Tract |
|---|--------------------|----------------|
| <b>Summary Data: Beaver</b>                 |                    |                |
| <b>Number of Census Tracts</b>              |                    | 53             |
| <b>Number of Minority Tracts</b>            |                    | 2              |
| <b>Percentage of Minority Tracts</b>        |                    | 3.77%          |
| <b>Number of Low Income Tracts</b>          |                    | 1              |
| <b>Percentage of Low Income Tracts</b>      |                    | 1.89%          |
| <b>Number of Moderate Income Tracts</b>     |                    | 17             |
| <b>Percentage of Moderate Income Tracts</b> |                    | 32.08%         |
| <b>Number of Middle Income Tracts</b>       |                    | 29             |
| <b>Percentage of Middle Income Tracts</b>   |                    | 54.72%         |
| <b>Number of Upper Income Tracts</b>        |                    | 6              |
| <b>Percentage of Upper Income Tracts</b>    |                    | 11.32%         |
| <b>Number of NA Income Tracts</b>           |                    | 0              |
| <b>Percentage of NA Income Tracts</b>       |                    | 0.00%          |

**Bedford, PENNSYLVANIA**

| Census Tract | Tract Income Class | Minority Tract |
|--------------|--------------------|----------------|
| 42009960100  | MIDDLE             | NO             |
| 42009960200  | MIDDLE             | NO             |
| 42009960300  | MIDDLE             | NO             |
| 42009960400  | MIDDLE             | NO             |
| 42009960500  | MODERATE           | NO             |

**Bedford, PENNSYLVANIA**

| Census Tract                                | Tract Income Class | Minority Tract |
|---|--------------------|----------------|
| 42009960600                                 | MIDDLE             | NO             |
| 42009960700                                 | MIDDLE             | NO             |
| 42009960800                                 | MIDDLE             | NO             |
| 42009960900                                 | MIDDLE             | NO             |
| 42009961001                                 | MIDDLE             | NO             |
| 42009961002                                 | MIDDLE             | NO             |
| 42009961100                                 | MIDDLE             | NO             |
| <b>Summary Data: Bedford</b>                |                    |                |
| <b>Number of Census Tracts</b>              |                    | 12             |
| <b>Number of Minority Tracts</b>            |                    | 0              |
| <b>Percentage of Minority Tracts</b>        |                    | 0.00%          |
| <b>Number of Low Income Tracts</b>          |                    | 0              |
| <b>Percentage of Low Income Tracts</b>      |                    | 0.00%          |
| <b>Number of Moderate Income Tracts</b>     |                    | 1              |
| <b>Percentage of Moderate Income Tracts</b> |                    | 8.33%          |
| <b>Number of Middle Income Tracts</b>       |                    | 11             |
| <b>Percentage of Middle Income Tracts</b>   |                    | 91.67%         |
| <b>Number of Upper Income Tracts</b>        |                    | 0              |
| <b>Percentage of Upper Income Tracts</b>    |                    | 0.00%          |
| <b>Number of NA Income Tracts</b>           |                    | 0              |
| <b>Percentage of NA Income Tracts</b>       |                    | 0.00%          |





**Berks, PENNSYLVANIA**

| Census Tract | Tract Income Class | Minority Tract |
|--------------|--------------------|----------------|
| 42011000100  | LOW                | YES            |
| 42011000200  | LOW                | YES            |
| 42011000300  | MODERATE           | YES            |
| 42011000400  | MODERATE           | YES            |
| 42011000500  | MODERATE           | YES            |
| 42011000600  | MIDDLE             | YES            |
| 42011000700  | MODERATE           | YES            |
| 42011000800  | MODERATE           | YES            |
| 42011000900  | LOW                | YES            |
| 42011001000  | LOW                | YES            |
| 42011001100  | MODERATE           | YES            |
| 42011001200  | MODERATE           | YES            |
| 42011001300  | LOW                | YES            |
| 42011001400  | LOW                | YES            |
| 42011001500  | MODERATE           | YES            |
| 42011001600  | MODERATE           | YES            |
| 42011001700  | MODERATE           | YES            |
| 42011001800  | MIDDLE             | YES            |
| 42011001900  | LOW                | YES            |
| 42011002001  | MODERATE           | YES            |
| 42011002002  | MODERATE           | YES            |
| 42011002100  | LOW                | YES            |
| 42011002200  | LOW                | YES            |
| 42011002300  | LOW                | YES            |
| 42011002500  | LOW                | YES            |
| 42011002600  | LOW                | YES            |
| 42011002700  | MIDDLE             | NO             |

**Berks, PENNSYLVANIA**

| Census Tract | Tract Income Class | Minority Tract |
|--------------|--------------------|----------------|
| 42011002900  | MODERATE           | YES            |
| 42011010100  | MIDDLE             | NO             |
| 42011010201  | MIDDLE             | NO             |
| 42011010202  | MIDDLE             | NO             |
| 42011010302  | UPPER              | NO             |
| 42011010303  | MIDDLE             | NO             |
| 42011010304  | UPPER              | NO             |
| 42011010401  | MODERATE           | NO             |
| 42011010402  | MIDDLE             | NO             |
| 42011010500  | MIDDLE             | NO             |
| 42011010601  | MIDDLE             | NO             |
| 42011010602  | UPPER              | NO             |
| 42011010701  | UPPER              | NO             |
| 42011010702  | MIDDLE             | NO             |
| 42011010801  | MIDDLE             | NO             |
| 42011010803  | MIDDLE             | NO             |
| 42011010804  | UPPER              | NO             |
| 42011010902  | MIDDLE             | NO             |
| 42011010903  | UPPER              | NO             |
| 42011010904  | MIDDLE             | NO             |
| 42011010905  | MIDDLE             | NO             |
| 42011011000  | MIDDLE             | NO             |
| 42011011101  | MODERATE           | NO             |
| 42011011102  | UPPER              | NO             |
| 42011011200  | MODERATE           | NO             |
| 42011011300  | MIDDLE             | NO             |
| 42011011400  | MIDDLE             | NO             |

**Berks, PENNSYLVANIA**

| Census Tract | Tract Income Class | Minority Tract |
|--------------|--------------------|----------------|
| 42011011500  | MIDDLE             | NO             |
| 42011011601  | MIDDLE             | NO             |
| 42011011602  | MIDDLE             | NO             |
| 42011011603  | UPPER              | NO             |
| 42011011702  | UPPER              | NO             |
| 42011011703  | UPPER              | NO             |
| 42011011704  | UPPER              | NO             |
| 42011011705  | MIDDLE             | NO             |
| 42011011800  | MIDDLE             | NO             |
| 42011011902  | UPPER              | NO             |
| 42011011903  | UPPER              | NO             |
| 42011011905  | UPPER              | NO             |
| 42011011906  | UPPER              | NO             |
| 42011012001  | MIDDLE             | NO             |
| 42011012003  | UPPER              | NO             |
| 42011012004  | MIDDLE             | NO             |
| 42011012101  | MIDDLE             | NO             |
| 42011012103  | MIDDLE             | NO             |
| 42011012104  | MIDDLE             | NO             |
| 42011012106  | UPPER              | NO             |
| 42011012107  | UPPER              | NO             |
| 42011012200  | MODERATE           | NO             |
| 42011012300  | MIDDLE             | NO             |
| 42011012400  | MIDDLE             | NO             |
| 42011012500  | MIDDLE             | NO             |
| 42011012600  | MODERATE           | YES            |
| 42011012701  | MIDDLE             | NO             |



**Berks, PENNSYLVANIA**

| Census Tract | Tract Income Class | Minority Tract |
|--------------|--------------------|----------------|
| 42011012702  | UPPER              | NO             |
| 42011012800  | MIDDLE             | NO             |
| 42011012901  | MIDDLE             | NO             |
| 42011012902  | UPPER              | NO             |
| 42011013000  | MIDDLE             | NO             |
| 42011013100  | MIDDLE             | NO             |
| 42011013200  | MIDDLE             | NO             |
| 42011013301  | MIDDLE             | NO             |
| 42011013302  | MIDDLE             | NO             |
| 42011013402  | MIDDLE             | NO             |
| 42011013403  | UPPER              | NO             |
| 42011013404  | MIDDLE             | NO             |
| 42011013501  | UPPER              | NO             |
| 42011013502  | UPPER              | NO             |
| 42011013503  | UPPER              | NO             |
| 42011013600  | MIDDLE             | NO             |
| 42011013701  | MIDDLE             | NO             |
| 42011013702  | MIDDLE             | NO             |
| 42011013800  | MIDDLE             | NO             |
| 42011013901  | MIDDLE             | NO             |
| 42011013902  | MIDDLE             | NO             |
| 42011014000  | MIDDLE             | NO             |
| 42011014101  | NA                 | NO             |
| 42011014102  | MIDDLE             | NO             |
| 42011014201  | MIDDLE             | NO             |
| 42011014202  | MIDDLE             | NO             |

**Berks, PENNSYLVANIA**

| Census Tract                                | Tract Income Class | Minority Tract |
|---|--------------------|----------------|
| <b>Summary Data: Berks</b>                  |                    |                |
| <b>Number of Census Tracts</b>              |                    | 107            |
| <b>Number of Minority Tracts</b>            |                    | 28             |
| <b>Percentage of Minority Tracts</b>        |                    | 26.17%         |
| <b>Number of Low Income Tracts</b>          |                    | 12             |
| <b>Percentage of Low Income Tracts</b>      |                    | 11.21%         |
| <b>Number of Moderate Income Tracts</b>     |                    | 18             |
| <b>Percentage of Moderate Income Tracts</b> |                    | 16.82%         |
| <b>Number of Middle Income Tracts</b>       |                    | 52             |
| <b>Percentage of Middle Income Tracts</b>   |                    | 48.60%         |
| <b>Number of Upper Income Tracts</b>        |                    | 24             |
| <b>Percentage of Upper Income Tracts</b>    |                    | 22.43%         |
| <b>Number of NA Income Tracts</b>           |                    | 1              |
| <b>Percentage of NA Income Tracts</b>       |                    | 0.93%          |

**Blair, PENNSYLVANIA**

| Census Tract | Tract Income Class | Minority Tract |
|--------------|--------------------|----------------|
| 42013010101  | MIDDLE             | NO             |
| 42013010102  | MODERATE           | NO             |
| 42013010103  | MIDDLE             | NO             |
| 42013010401  | MIDDLE             | NO             |
| 42013010403  | UPPER              | NO             |

**Blair, PENNSYLVANIA**

| Census Tract | Tract Income Class | Minority Tract |
|--------------|--------------------|----------------|
| 42013010404  | MIDDLE             | NO             |
| 42013010500  | MIDDLE             | NO             |
| 42013010600  | MIDDLE             | NO             |
| 42013010701  | MIDDLE             | NO             |
| 42013010702  | UPPER              | NO             |
| 42013010800  | MIDDLE             | NO             |
| 42013010900  | UPPER              | NO             |
| 42013011001  | MIDDLE             | NO             |
| 42013011002  | MODERATE           | NO             |
| 42013011101  | MIDDLE             | NO             |
| 42013011102  | UPPER              | NO             |
| 42013011201  | UPPER              | NO             |
| 42013011202  | MIDDLE             | NO             |
| 42013011300  | MIDDLE             | NO             |
| 42013011400  | MIDDLE             | NO             |
| 42013011500  | MIDDLE             | NO             |
| 42013011600  | MIDDLE             | NO             |
| 42013100200  | MIDDLE             | NO             |
| 42013100300  | MODERATE           | NO             |
| 42013100400  | UPPER              | NO             |
| 42013100500  | MODERATE           | NO             |
| 42013100600  | MIDDLE             | NO             |
| 42013100700  | LOW                | NO             |
| 42013100800  | UPPER              | NO             |
| 42013100900  | MIDDLE             | NO             |
| 42013101100  | MIDDLE             | NO             |
| 42013101200  | MIDDLE             | NO             |



**Blair, PENNSYLVANIA**

| Census Tract | Tract Income Class | Minority Tract |
|--------------|--------------------|----------------|
| 42013101400  | MIDDLE             | NO             |
| 42013101500  | MIDDLE             | NO             |
| 42013101600  | MODERATE           | NO             |
| 42013101700  | MODERATE           | NO             |
| 42013101800  | MODERATE           | NO             |
| 42013101900  | MODERATE           | NO             |

**Summary Data: Blair**

|                                      |        |
|--------------------------------------|--------|
| Number of Census Tracts              | 38     |
| Number of Minority Tracts            | 0      |
| Percentage of Minority Tracts        | 0.00%  |
| Number of Low Income Tracts          | 1      |
| Percentage of Low Income Tracts      | 2.63%  |
| Number of Moderate Income Tracts     | 8      |
| Percentage of Moderate Income Tracts | 21.05% |
| Number of Middle Income Tracts       | 22     |
| Percentage of Middle Income Tracts   | 57.89% |
| Number of Upper Income Tracts        | 7      |
| Percentage of Upper Income Tracts    | 18.42% |
| Number of NA Income Tracts           | 0      |
| Percentage of NA Income Tracts       | 0.00%  |

**Bradford, PENNSYLVANIA**

| Census Tract | Tract Income Class | Minority Tract |
|--------------|--------------------|----------------|
| 42015950100  | MIDDLE             | NO             |
| 42015950200  | MIDDLE             | NO             |
| 42015950300  | MIDDLE             | NO             |
| 42015950400  | MIDDLE             | NO             |
| 42015950501  | MODERATE           | NO             |
| 42015950502  | UPPER              | NO             |
| 42015950600  | MIDDLE             | NO             |
| 42015950700  | MIDDLE             | NO             |
| 42015950800  | MIDDLE             | NO             |
| 42015950900  | MIDDLE             | NO             |
| 42015951000  | MODERATE           | NO             |
| 42015951100  | MIDDLE             | NO             |
| 42015951200  | MIDDLE             | NO             |
| 42015951300  | MIDDLE             | NO             |
| 42015951400  | MIDDLE             | NO             |

**Bradford, PENNSYLVANIA**

| Census Tract                         | Tract Income Class | Minority Tract |
|--------------------------------------|--------------------|----------------|
| <b>Summary Data: Bradford</b>        |                    |                |
| Number of Census Tracts              |                    | 15             |
| Number of Minority Tracts            |                    | 0              |
| Percentage of Minority Tracts        |                    | 0.00%          |
| Number of Low Income Tracts          |                    | 0              |
| Percentage of Low Income Tracts      |                    | 0.00%          |
| Number of Moderate Income Tracts     |                    | 2              |
| Percentage of Moderate Income Tracts |                    | 13.33%         |
| Number of Middle Income Tracts       |                    | 12             |
| Percentage of Middle Income Tracts   |                    | 80.00%         |
| Number of Upper Income Tracts        |                    | 1              |
| Percentage of Upper Income Tracts    |                    | 6.67%          |
| Number of NA Income Tracts           |                    | 0              |
| Percentage of NA Income Tracts       |                    | 0.00%          |

**Bucks, PENNSYLVANIA**

| Census Tract | Tract Income Class | Minority Tract |
|--------------|--------------------|----------------|
| 42017100102  | MODERATE           | NO             |
| 42017100103  | MODERATE           | NO             |
| 42017100104  | MODERATE           | YES            |
| 42017100105  | MIDDLE             | NO             |
| 42017100201  | MIDDLE             | NO             |

**Bucks, PENNSYLVANIA**

| Census Tract | Tract Income Class | Minority Tract |
|--------------|--------------------|----------------|
| 42017100206  | MODERATE           | NO             |
| 42017100207  | MODERATE           | NO             |
| 42017100208  | LOW                | YES            |
| 42017100210  | MIDDLE             | NO             |
| 42017100211  | MIDDLE             | NO             |
| 42017100212  | MIDDLE             | NO             |
| 42017100213  | MODERATE           | NO             |
| 42017100214  | MIDDLE             | YES            |
| 42017100302  | MODERATE           | NO             |
| 42017100303  | MODERATE           | NO             |
| 42017100304  | MODERATE           | NO             |
| 42017100306  | LOW                | NO             |
| 42017100307  | LOW                | NO             |
| 42017100401  | MODERATE           | NO             |
| 42017100402  | MODERATE           | NO             |
| 42017100403  | MODERATE           | NO             |
| 42017100404  | MODERATE           | NO             |
| 42017100406  | MIDDLE             | NO             |
| 42017100407  | MIDDLE             | NO             |
| 42017100408  | MODERATE           | NO             |
| 42017100500  | MODERATE           | NO             |
| 42017100600  | MODERATE           | NO             |
| 42017100700  | LOW                | NO             |
| 42017100803  | MIDDLE             | NO             |
| 42017100804  | MIDDLE             | NO             |
| 42017100805  | MODERATE           | NO             |
| 42017100807  | MODERATE           | NO             |

**Bucks, PENNSYLVANIA**

| Census Tract | Tract Income Class | Minority Tract |
|--------------|--------------------|----------------|
| 42017100808  | UPPER              | NO             |
| 42017100809  | MIDDLE             | NO             |
| 42017100811  | MODERATE           | NO             |
| 42017100900  | MIDDLE             | NO             |
| 42017101100  | MIDDLE             | NO             |
| 42017101401  | MIDDLE             | NO             |
| 42017101403  | MIDDLE             | NO             |
| 42017101404  | MODERATE           | NO             |
| 42017101405  | MODERATE           | NO             |
| 42017101503  | MIDDLE             | NO             |
| 42017101504  | MIDDLE             | NO             |
| 42017101505  | MIDDLE             | NO             |
| 42017101506  | MIDDLE             | NO             |
| 42017101603  | MODERATE           | NO             |
| 42017101605  | MODERATE           | NO             |
| 42017101607  | MODERATE           | NO             |
| 42017101609  | MIDDLE             | NO             |
| 42017101610  | MIDDLE             | NO             |
| 42017101611  | NA                 | NO             |
| 42017101802  | UPPER              | NO             |
| 42017101805  | UPPER              | NO             |
| 42017101807  | MIDDLE             | NO             |
| 42017101808  | MODERATE           | NO             |
| 42017101809  | UPPER              | NO             |
| 42017101810  | MIDDLE             | NO             |
| 42017101900  | MIDDLE             | NO             |
| 42017102002  | MIDDLE             | NO             |

**Bucks, PENNSYLVANIA**

| Census Tract | Tract Income Class | Minority Tract |
|--------------|--------------------|----------------|
| 42017102003  | MIDDLE             | NO             |
| 42017102004  | MIDDLE             | NO             |
| 42017102102  | MIDDLE             | NO             |
| 42017102104  | MIDDLE             | NO             |
| 42017102300  | MIDDLE             | NO             |
| 42017102401  | MIDDLE             | NO             |
| 42017102402  | MIDDLE             | NO             |
| 42017102500  | MODERATE           | NO             |
| 42017102600  | MIDDLE             | NO             |
| 42017102700  | MIDDLE             | NO             |
| 42017102801  | MIDDLE             | NO             |
| 42017103101  | MODERATE           | NO             |
| 42017103102  | MODERATE           | NO             |
| 42017103103  | MODERATE           | NO             |
| 42017103300  | MIDDLE             | NO             |
| 42017103400  | MIDDLE             | NO             |
| 42017103700  | MIDDLE             | NO             |
| 42017103800  | MODERATE           | NO             |
| 42017103900  | MIDDLE             | NO             |
| 42017104000  | MIDDLE             | NO             |
| 42017104100  | MODERATE           | NO             |
| 42017104201  | MIDDLE             | NO             |
| 42017104203  | UPPER              | NO             |
| 42017104204  | MIDDLE             | NO             |
| 42017104301  | UPPER              | NO             |
| 42017104303  | MIDDLE             | NO             |
| 42017104304  | UPPER              | NO             |



**Bucks, PENNSYLVANIA**

| Census Tract | Tract Income Class | Minority Tract |
|--------------|--------------------|----------------|
| 42017104400  | UPPER              | NO             |
| 42017104502  | UPPER              | NO             |
| 42017104503  | UPPER              | NO             |
| 42017104505  | UPPER              | NO             |
| 42017104506  | UPPER              | NO             |
| 42017104601  | UPPER              | NO             |
| 42017104603  | UPPER              | NO             |
| 42017104604  | UPPER              | NO             |
| 42017104701  | MODERATE           | NO             |
| 42017104702  | UPPER              | NO             |
| 42017104703  | MIDDLE             | NO             |
| 42017104800  | MIDDLE             | NO             |
| 42017104901  | UPPER              | NO             |
| 42017104902  | MIDDLE             | NO             |
| 42017105003  | MIDDLE             | NO             |
| 42017105004  | UPPER              | NO             |
| 42017105006  | UPPER              | NO             |
| 42017105008  | UPPER              | NO             |
| 42017105009  | MIDDLE             | NO             |
| 42017105010  | UPPER              | NO             |
| 42017105011  | UPPER              | NO             |
| 42017105012  | MIDDLE             | NO             |
| 42017105013  | UPPER              | NO             |
| 42017105100  | UPPER              | NO             |
| 42017105202  | UPPER              | NO             |
| 42017105203  | UPPER              | NO             |
| 42017105206  | MIDDLE             | NO             |


**Bucks, PENNSYLVANIA**

| Census Tract | Tract Income Class | Minority Tract |
|--------------|--------------------|----------------|
| 42017105207  | UPPER              | NO             |
| 42017105208  | UPPER              | NO             |
| 42017105300  | UPPER              | NO             |
| 42017105401  | MIDDLE             | NO             |
| 42017105402  | UPPER              | NO             |
| 42017105505  | UPPER              | NO             |
| 42017105506  | UPPER              | NO             |
| 42017105507  | UPPER              | NO             |
| 42017105508  | UPPER              | NO             |
| 42017105509  | UPPER              | NO             |
| 42017105510  | MIDDLE             | NO             |
| 42017105511  | UPPER              | NO             |
| 42017105600  | MIDDLE             | NO             |
| 42017105702  | MODERATE           | NO             |
| 42017105704  | MIDDLE             | NO             |
| 42017105801  | MIDDLE             | NO             |
| 42017105805  | MODERATE           | NO             |
| 42017105807  | MODERATE           | NO             |
| 42017105808  | MODERATE           | NO             |
| 42017105809  | MODERATE           | NO             |
| 42017105810  | MODERATE           | NO             |
| 42017105811  | MODERATE           | NO             |
| 42017105812  | MIDDLE             | NO             |
| 42017105900  | MODERATE           | NO             |
| 42017106000  | MIDDLE             | NO             |
| 42017106100  | MIDDLE             | NO             |
| 42017106201  | MODERATE           | NO             |

**Bucks, PENNSYLVANIA**

| Census Tract | Tract Income Class | Minority Tract |
|--------------|--------------------|----------------|
| 42017106202  | MIDDLE             | NO             |
| 42017106300  | MIDDLE             | NO             |
| 42017106401  | MIDDLE             | NO             |
| 42017106402  | MIDDLE             | NO             |
| 42017106500  | MODERATE           | NO             |
| 42017106600  | MODERATE           | NO             |
| 42017980000  | NA                 | NO             |

| Summary Data: Bucks                  |        |
|--------------------------------------|--------|
| Number of Census Tracts              | 147    |
| Number of Minority Tracts            | 3      |
| Percentage of Minority Tracts        | 2.04%  |
| Number of Low Income Tracts          | 4      |
| Percentage of Low Income Tracts      | 2.72%  |
| Number of Moderate Income Tracts     | 43     |
| Percentage of Moderate Income Tracts | 29.25% |
| Number of Middle Income Tracts       | 62     |
| Percentage of Middle Income Tracts   | 42.18% |
| Number of Upper Income Tracts        | 36     |
| Percentage of Upper Income Tracts    | 24.49% |
| Number of NA Income Tracts           | 2      |
| Percentage of NA Income Tracts       | 1.36%  |



| Butler, PENNSYLVANIA |                    |                |
|----------------------|--------------------|----------------|
| Census Tract         | Tract Income Class | Minority Tract |
| 42019902100          | MIDDLE             | NO             |
| 42019902200          | MODERATE           | NO             |
| 42019902300          | LOW                | NO             |
| 42019902400          | LOW                | NO             |
| 42019902500          | MIDDLE             | NO             |
| 42019902600          | MIDDLE             | NO             |
| 42019902700          | MIDDLE             | NO             |
| 42019902800          | MIDDLE             | NO             |
| 42019902900          | MIDDLE             | NO             |
| 42019903000          | MIDDLE             | NO             |
| 42019903100          | MIDDLE             | NO             |
| 42019910100          | MIDDLE             | NO             |
| 42019910200          | MIDDLE             | NO             |
| 42019910301          | MIDDLE             | NO             |
| 42019910302          | MIDDLE             | NO             |
| 42019910400          | MIDDLE             | NO             |
| 42019910600          | MODERATE           | NO             |
| 42019910700          | MIDDLE             | NO             |
| 42019910800          | UPPER              | NO             |
| 42019910900          | UPPER              | NO             |
| 42019911000          | MIDDLE             | NO             |
| 42019911100          | MIDDLE             | NO             |
| 42019911200          | MODERATE           | NO             |
| 42019911300          | MIDDLE             | NO             |
| 42019911400          | MIDDLE             | NO             |
| 42019911501          | MIDDLE             | NO             |
| 42019911502          | MIDDLE             | NO             |

| Butler, PENNSYLVANIA |                    |                |
|----------------------|--------------------|----------------|
| Census Tract         | Tract Income Class | Minority Tract |
| 42019911600          | MIDDLE             | NO             |
| 42019911700          | MIDDLE             | NO             |
| 42019911800          | UPPER              | NO             |
| 42019911900          | MIDDLE             | NO             |
| 42019912001          | UPPER              | NO             |
| 42019912002          | UPPER              | NO             |
| 42019912101          | UPPER              | NO             |
| 42019912102          | UPPER              | NO             |
| 42019912200          | UPPER              | NO             |
| 42019912301          | UPPER              | NO             |
| 42019912303          | UPPER              | NO             |
| 42019912304          | UPPER              | NO             |
| 42019912403          | UPPER              | NO             |
| 42019912404          | UPPER              | NO             |
| 42019912405          | MIDDLE             | NO             |
| 42019912406          | UPPER              | NO             |
| 42019912701          | UPPER              | NO             |
| 42019912702          | UPPER              | NO             |
| 42019912800          | MIDDLE             | NO             |
| 42019980100          | NA                 | NO             |

| Butler, PENNSYLVANIA                        |                    |                |
|---|--------------------|----------------|
| Census Tract                                | Tract Income Class | Minority Tract |
| <b>Summary Data: Butler</b>                 |                    |                |
| <b>Number of Census Tracts</b>              |                    | 47             |
| <b>Number of Minority Tracts</b>            |                    | 0              |
| <b>Percentage of Minority Tracts</b>        |                    | 0.00%          |
| <b>Number of Low Income Tracts</b>          |                    | 2              |
| <b>Percentage of Low Income Tracts</b>      |                    | 4.26%          |
| <b>Number of Moderate Income Tracts</b>     |                    | 3              |
| <b>Percentage of Moderate Income Tracts</b> |                    | 6.38%          |
| <b>Number of Middle Income Tracts</b>       |                    | 25             |
| <b>Percentage of Middle Income Tracts</b>   |                    | 53.19%         |
| <b>Number of Upper Income Tracts</b>        |                    | 16             |
| <b>Percentage of Upper Income Tracts</b>    |                    | 34.04%         |
| <b>Number of NA Income Tracts</b>           |                    | 1              |
| <b>Percentage of NA Income Tracts</b>       |                    | 2.13%          |

| Cambria, PENNSYLVANIA |                    |                |
|-----------------------|--------------------|----------------|
| Census Tract          | Tract Income Class | Minority Tract |
| 42021000100           | MODERATE           | NO             |
| 42021000200           | MODERATE           | NO             |
| 42021000300           | MIDDLE             | NO             |
| 42021000500           | MODERATE           | NO             |
| 42021000600           | MODERATE           | NO             |



**Cambria, PENNSYLVANIA**

| Census Tract | Tract Income Class | Minority Tract |
|--------------|--------------------|----------------|
| 42021000700  | MODERATE           | NO             |
| 42021001200  | MODERATE           | NO             |
| 42021010100  | MIDDLE             | NO             |
| 42021010200  | MODERATE           | NO             |
| 42021010300  | MIDDLE             | NO             |
| 42021010500  | MIDDLE             | NO             |
| 42021010600  | MIDDLE             | NO             |
| 42021010700  | MIDDLE             | NO             |
| 42021010801  | UPPER              | NO             |
| 42021011000  | MIDDLE             | NO             |
| 42021011100  | MIDDLE             | NO             |
| 42021011200  | UPPER              | NO             |
| 42021011300  | UPPER              | NO             |
| 42021011400  | MIDDLE             | NO             |
| 42021011500  | UPPER              | NO             |
| 42021011600  | MIDDLE             | NO             |
| 42021011700  | MIDDLE             | NO             |
| 42021011800  | MIDDLE             | NO             |
| 42021011900  | MIDDLE             | NO             |
| 42021012000  | MIDDLE             | NO             |
| 42021012100  | MIDDLE             | NO             |
| 42021012200  | MIDDLE             | NO             |
| 42021012300  | UPPER              | NO             |
| 42021012400  | MIDDLE             | NO             |
| 42021012500  | UPPER              | NO             |
| 42021012600  | MIDDLE             | NO             |
| 42021012700  | MIDDLE             | NO             |

**Cambria, PENNSYLVANIA**


| Census Tract | Tract Income Class | Minority Tract |
|--------------|--------------------|----------------|
| 42021012800  | MIDDLE             | NO             |
| 42021012900  | MIDDLE             | NO             |
| 42021013000  | MIDDLE             | NO             |
| 42021013100  | MIDDLE             | NO             |
| 42021013200  | MIDDLE             | NO             |
| 42021013300  | UPPER              | NO             |
| 42021013400  | LOW                | NO             |
| 42021013500  | MODERATE           | NO             |
| 42021013600  | LOW                | NO             |
| 42021013700  | MIDDLE             | NO             |

**Cambria, PENNSYLVANIA**

| Census Tract                                | Tract Income Class | Minority Tract |
|---|--------------------|----------------|
| <b>Summary Data: Cambria</b>                |                    |                |
| <b>Number of Census Tracts</b>              |                    | 42             |
| <b>Number of Minority Tracts</b>            |                    | 0              |
| <b>Percentage of Minority Tracts</b>        |                    | 0.00%          |
| <b>Number of Low Income Tracts</b>          |                    | 2              |
| <b>Percentage of Low Income Tracts</b>      |                    | 4.76%          |
| <b>Number of Moderate Income Tracts</b>     |                    | 8              |
| <b>Percentage of Moderate Income Tracts</b> |                    | 19.05%         |
| <b>Number of Middle Income Tracts</b>       |                    | 25             |
| <b>Percentage of Middle Income Tracts</b>   |                    | 59.52%         |
| <b>Number of Upper Income Tracts</b>        |                    | 7              |
| <b>Percentage of Upper Income Tracts</b>    |                    | 16.67%         |
| <b>Number of NA Income Tracts</b>           |                    | 0              |
| <b>Percentage of NA Income Tracts</b>       |                    | 0.00%          |

**Cameron, PENNSYLVANIA**

| Census Tract | Tract Income Class | Minority Tract |
|--------------|--------------------|----------------|
| 42023960100  | MODERATE           | NO             |
| 42023960200  | MIDDLE             | NO             |



**Cameron, PENNSYLVANIA**

| Census Tract                         | Tract Income Class | Minority Tract |
|--------------------------------------|--------------------|----------------|
| <b>Summary Data: Cameron</b>         |                    |                |
| Number of Census Tracts              |                    | 2              |
| Number of Minority Tracts            |                    | 0              |
| Percentage of Minority Tracts        |                    | 0.00%          |
| Number of Low Income Tracts          |                    | 0              |
| Percentage of Low Income Tracts      |                    | 0.00%          |
| Number of Moderate Income Tracts     |                    | 1              |
| Percentage of Moderate Income Tracts |                    | 50.00%         |
| Number of Middle Income Tracts       |                    | 1              |
| Percentage of Middle Income Tracts   |                    | 50.00%         |
| Number of Upper Income Tracts        |                    | 0              |
| Percentage of Upper Income Tracts    |                    | 0.00%          |
| Number of NA Income Tracts           |                    | 0              |
| Percentage of NA Income Tracts       |                    | 0.00%          |

**Carbon, PENNSYLVANIA**

| Census Tract | Tract Income Class | Minority Tract |
|--------------|--------------------|----------------|
| 42025020201  | MODERATE           | NO             |
| 42025020202  | MODERATE           | NO             |
| 42025020301  | MODERATE           | NO             |
| 42025020302  | MODERATE           | NO             |
| 42025020400  | LOW                | NO             |
| 42025020501  | MIDDLE             | NO             |
| 42025020502  | MIDDLE             | NO             |
| 42025020600  | MIDDLE             | NO             |
| 42025020700  | MODERATE           | NO             |
| 42025020801  | MIDDLE             | NO             |
| 42025020802  | MIDDLE             | NO             |
| 42025020900  | MIDDLE             | NO             |

**Carbon, PENNSYLVANIA**

| Census Tract                         | Tract Income Class | Minority Tract |
|--------------------------------------|--------------------|----------------|
| <b>Summary Data: Carbon</b>          |                    |                |
| Number of Census Tracts              |                    | 17             |
| Number of Minority Tracts            |                    | 0              |
| Percentage of Minority Tracts        |                    | 0.00%          |
| Number of Low Income Tracts          |                    | 1              |
| Percentage of Low Income Tracts      |                    | 5.88%          |
| Number of Moderate Income Tracts     |                    | 7              |
| Percentage of Moderate Income Tracts |                    | 41.18%         |
| Number of Middle Income Tracts       |                    | 9              |
| Percentage of Middle Income Tracts   |                    | 52.94%         |
| Number of Upper Income Tracts        |                    | 0              |
| Percentage of Upper Income Tracts    |                    | 0.00%          |
| Number of NA Income Tracts           |                    | 0              |
| Percentage of NA Income Tracts       |                    | 0.00%          |

**Carbon, PENNSYLVANIA**

| Census Tract | Tract Income Class | Minority Tract |
|--------------|--------------------|----------------|
| 42025020102  | MODERATE           | NO             |
| 42025020103  | MIDDLE             | NO             |
| 42025020106  | MIDDLE             | NO             |
| 42025020107  | MODERATE           | NO             |
| 42025020108  | MIDDLE             | NO             |

**Centre, PENNSYLVANIA**

| Census Tract | Tract Income Class | Minority Tract |
|--------------|--------------------|----------------|
| 42027010100  | MIDDLE             | NO             |
| 42027010200  | MODERATE           | NO             |
| 42027010300  | MODERATE           | NO             |
| 42027010400  | MIDDLE             | NO             |
| 42027010500  | MIDDLE             | NO             |





**Centre, PENNSYLVANIA**

| Census Tract | Tract Income Class | Minority Tract |
|--------------|--------------------|----------------|
| 42027010600  | MODERATE           | NO             |
| 42027010700  | MIDDLE             | NO             |
| 42027010801  | MODERATE           | NO             |
| 42027010802  | MIDDLE             | NO             |
| 42027010901  | MIDDLE             | NO             |
| 42027010902  | MODERATE           | NO             |
| 42027011001  | MIDDLE             | NO             |
| 42027011002  | MIDDLE             | NO             |
| 42027011101  | MIDDLE             | NO             |
| 42027011102  | MODERATE           | NO             |
| 42027011201  | MIDDLE             | NO             |
| 42027011202  | NA                 | YES            |
| 42027011301  | NA                 | YES            |
| 42027011302  | MODERATE           | NO             |
| 42027011303  | MIDDLE             | NO             |
| 42027011401  | MIDDLE             | NO             |
| 42027011402  | UPPER              | NO             |
| 42027011501  | MIDDLE             | NO             |
| 42027011503  | MODERATE           | NO             |
| 42027011504  | UPPER              | NO             |
| 42027011600  | MIDDLE             | NO             |
| 42027011702  | UPPER              | NO             |
| 42027011800  | UPPER              | NO             |
| 42027011901  | UPPER              | NO             |
| 42027011903  | UPPER              | NO             |
| 42027011904  | MIDDLE             | NO             |
| 42027011905  | UPPER              | NO             |

**Centre, PENNSYLVANIA**

| Census Tract | Tract Income Class | Minority Tract |
|--------------|--------------------|----------------|
| 42027012000  | MIDDLE             | NO             |
| 42027012100  | NA                 | NO             |
| 42027012200  | LOW                | NO             |
| 42027012300  | UPPER              | NO             |
| 42027012400  | UPPER              | NO             |
| 42027012500  | NA                 | NO             |
| 42027012600  | MIDDLE             | NO             |
| 42027012700  | MIDDLE             | NO             |
| 42027012800  | MIDDLE             | NO             |

**Summary Data: Centre**

|   |        |
|---|--------|
| <b>Number of Census Tracts</b>              | 41     |
| <b>Number of Minority Tracts</b>            | 2      |
| <b>Percentage of Minority Tracts</b>        | 4.88%  |
| <b>Number of Low Income Tracts</b>          | 1      |
| <b>Percentage of Low Income Tracts</b>      | 2.44%  |
| <b>Number of Moderate Income Tracts</b>     | 8      |
| <b>Percentage of Moderate Income Tracts</b> | 19.51% |
| <b>Number of Middle Income Tracts</b>       | 19     |
| <b>Percentage of Middle Income Tracts</b>   | 46.34% |
| <b>Number of Upper Income Tracts</b>        | 9      |
| <b>Percentage of Upper Income Tracts</b>    | 21.95% |
| <b>Number of NA Income Tracts</b>           | 4      |
| <b>Percentage of NA Income Tracts</b>       | 9.76%  |

**Chester, PENNSYLVANIA**

| Census Tract | Tract Income Class | Minority Tract |
|--------------|--------------------|----------------|
| 42029300101  | UPPER              | NO             |
| 42029300103  | MIDDLE             | NO             |
| 42029300104  | UPPER              | NO             |
| 42029300106  | UPPER              | NO             |
| 42029300107  | UPPER              | NO             |
| 42029300108  | UPPER              | NO             |
| 42029300109  | UPPER              | NO             |
| 42029300201  | UPPER              | NO             |
| 42029300202  | UPPER              | NO             |
| 42029300301  | UPPER              | NO             |
| 42029300302  | UPPER              | NO             |
| 42029300303  | MIDDLE             | NO             |
| 42029300400  | MIDDLE             | NO             |
| 42029300501  | UPPER              | NO             |
| 42029300502  | MIDDLE             | NO             |
| 42029300600  | MIDDLE             | NO             |
| 42029300700  | MIDDLE             | NO             |
| 42029300800  | MODERATE           | NO             |
| 42029300900  | MODERATE           | NO             |
| 42029301001  | UPPER              | NO             |
| 42029301002  | MIDDLE             | NO             |
| 42029301100  | MODERATE           | NO             |
| 42029301300  | MIDDLE             | NO             |
| 42029301401  | LOW                | NO             |
| 42029301402  | MIDDLE             | NO             |
| 42029301500  | UPPER              | NO             |
| 42029301600  | MIDDLE             | NO             |



**Chester, PENNSYLVANIA**

| Census Tract | Tract Income Class | Minority Tract |
|--------------|--------------------|----------------|
| 42029301700  | UPPER              | NO             |
| 42029301800  | UPPER              | NO             |
| 42029301900  | UPPER              | NO             |
| 42029302000  | UPPER              | NO             |
| 42029302102  | MIDDLE             | NO             |
| 42029302103  | MIDDLE             | NO             |
| 42029302104  | MIDDLE             | NO             |
| 42029302203  | MIDDLE             | NO             |
| 42029302204  | UPPER              | NO             |
| 42029302205  | UPPER              | NO             |
| 42029302206  | MIDDLE             | NO             |
| 42029302207  | NA                 | NO             |
| 42029302300  | MIDDLE             | NO             |
| 42029302400  | MODERATE           | NO             |
| 42029302500  | MIDDLE             | NO             |
| 42029302600  | MODERATE           | NO             |
| 42029302702  | MIDDLE             | NO             |
| 42029302703  | UPPER              | NO             |
| 42029302704  | UPPER              | NO             |
| 42029302705  | MIDDLE             | NO             |
| 42029302706  | UPPER              | NO             |
| 42029302802  | UPPER              | NO             |
| 42029302803  | MIDDLE             | NO             |
| 42029302804  | UPPER              | NO             |
| 42029302806  | MODERATE           | NO             |
| 42029302807  | MIDDLE             | NO             |
| 42029302901  | MIDDLE             | NO             |

**Chester, PENNSYLVANIA**

| Census Tract | Tract Income Class | Minority Tract |
|--------------|--------------------|----------------|
| 42029302902  | UPPER              | NO             |
| 42029303000  | UPPER              | NO             |
| 42029303100  | UPPER              | NO             |
| 42029303301  | MIDDLE             | NO             |
| 42029303302  | UPPER              | NO             |
| 42029303401  | MODERATE           | YES            |
| 42029303402  | MODERATE           | NO             |
| 42029303501  | MIDDLE             | NO             |
| 42029303502  | UPPER              | NO             |
| 42029303801  | MIDDLE             | NO             |
| 42029303803  | MIDDLE             | NO             |
| 42029303804  | UPPER              | NO             |
| 42029303901  | UPPER              | NO             |
| 42029303902  | UPPER              | NO             |
| 42029304000  | UPPER              | NO             |
| 42029304101  | MODERATE           | NO             |
| 42029304102  | MIDDLE             | NO             |
| 42029304201  | MIDDLE             | NO             |
| 42029304300  | UPPER              | NO             |
| 42029304403  | MIDDLE             | NO             |
| 42029304404  | MIDDLE             | NO             |
| 42029304405  | UPPER              | NO             |
| 42029304406  | UPPER              | NO             |
| 42029304502  | UPPER              | NO             |
| 42029304503  | UPPER              | YES            |
| 42029304504  | UPPER              | NO             |
| 42029304600  | MIDDLE             | NO             |

**Chester, PENNSYLVANIA**

| Census Tract | Tract Income Class | Minority Tract |
|--------------|--------------------|----------------|
| 42029304900  | MODERATE           | NO             |
| 42029305000  | MODERATE           | NO             |
| 42029305101  | MIDDLE             | NO             |
| 42029305102  | MIDDLE             | NO             |
| 42029305300  | MODERATE           | NO             |
| 42029305400  | LOW                | YES            |
| 42029305500  | LOW                | YES            |
| 42029305600  | LOW                | YES            |
| 42029305700  | MODERATE           | YES            |
| 42029306000  | MIDDLE             | NO             |
| 42029306300  | MODERATE           | YES            |
| 42029306501  | UPPER              | NO             |
| 42029306503  | MODERATE           | YES            |
| 42029306504  | UPPER              | NO             |
| 42029306600  | UPPER              | NO             |
| 42029306700  | UPPER              | NO             |
| 42029306800  | MIDDLE             | NO             |
| 42029306900  | UPPER              | NO             |
| 42029307000  | MIDDLE             | NO             |
| 42029307100  | MIDDLE             | NO             |
| 42029307200  | MODERATE           | NO             |
| 42029307300  | MIDDLE             | NO             |
| 42029307400  | MODERATE           | NO             |
| 42029307700  | MODERATE           | NO             |
| 42029307800  | MIDDLE             | NO             |
| 42029307900  | MIDDLE             | NO             |
| 42029308000  | LOW                | NO             |



**Chester, PENNSYLVANIA**

| Census Tract | Tract Income Class | Minority Tract |
|--------------|--------------------|----------------|
| 42029308101  | MIDDLE             | NO             |
| 42029308102  | MIDDLE             | NO             |
| 42029308200  | MODERATE           | NO             |
| 42029311000  | MIDDLE             | NO             |
| 42029311100  | MIDDLE             | NO             |
| 42029311200  | MIDDLE             | NO             |
| 42029311300  | UPPER              | NO             |
| 42029311401  | MODERATE           | NO             |
| 42029311403  | MIDDLE             | NO             |
| 42029311404  | MIDDLE             | NO             |
| 42029311500  | MIDDLE             | NO             |
| 42029311600  | LOW                | YES            |
| 42029311701  | MIDDLE             | NO             |
| 42029311702  | MIDDLE             | NO             |
| 42029311800  | MODERATE           | NO             |
| 42029980000  | NA                 | NO             |

**Chester, PENNSYLVANIA**

| Census Tract                                | Tract Income Class | Minority Tract |
|---|--------------------|----------------|
| <b>Summary Data: Chester</b>                |                    |                |
| <b>Number of Census Tracts</b>              |                    | 124            |
| <b>Number of Minority Tracts</b>            |                    | 9              |
| <b>Percentage of Minority Tracts</b>        |                    | 7.26%          |
| <b>Number of Low Income Tracts</b>          |                    | 6              |
| <b>Percentage of Low Income Tracts</b>      |                    | 4.84%          |
| <b>Number of Moderate Income Tracts</b>     |                    | 21             |
| <b>Percentage of Moderate Income Tracts</b> |                    | 16.94%         |
| <b>Number of Middle Income Tracts</b>       |                    | 50             |
| <b>Percentage of Middle Income Tracts</b>   |                    | 40.32%         |
| <b>Number of Upper Income Tracts</b>        |                    | 45             |
| <b>Percentage of Upper Income Tracts</b>    |                    | 36.29%         |
| <b>Number of NA Income Tracts</b>           |                    | 2              |
| <b>Percentage of NA Income Tracts</b>       |                    | 1.61%          |

**Clarion, PENNSYLVANIA**

| Census Tract | Tract Income Class | Minority Tract |
|--------------|--------------------|----------------|
| 42031160101  | UPPER              | NO             |
| 42031160103  | UPPER              | NO             |
| 42031160104  | MIDDLE             | NO             |
| 42031160201  | MIDDLE             | NO             |
| 42031160202  | UPPER              | NO             |

**Clarion, PENNSYLVANIA**

| Census Tract                                | Tract Income Class | Minority Tract |
|---|--------------------|----------------|
| 42031160300                                 | MIDDLE             | NO             |
| 42031160400                                 | MIDDLE             | NO             |
| 42031160500                                 | MIDDLE             | NO             |
| 42031160600                                 | MIDDLE             | NO             |
| 42031160701                                 | MIDDLE             | NO             |
| 42031160702                                 | MODERATE           | NO             |
| 42031160800                                 | MIDDLE             | NO             |
| 42031160900                                 | MIDDLE             | NO             |
| <b>Summary Data: Clarion</b>                |                    |                |
| <b>Number of Census Tracts</b>              |                    | 13             |
| <b>Number of Minority Tracts</b>            |                    | 0              |
| <b>Percentage of Minority Tracts</b>        |                    | 0.00%          |
| <b>Number of Low Income Tracts</b>          |                    | 0              |
| <b>Percentage of Low Income Tracts</b>      |                    | 0.00%          |
| <b>Number of Moderate Income Tracts</b>     |                    | 1              |
| <b>Percentage of Moderate Income Tracts</b> |                    | 7.69%          |
| <b>Number of Middle Income Tracts</b>       |                    | 9              |
| <b>Percentage of Middle Income Tracts</b>   |                    | 69.23%         |
| <b>Number of Upper Income Tracts</b>        |                    | 3              |
| <b>Percentage of Upper Income Tracts</b>    |                    | 23.08%         |
| <b>Number of NA Income Tracts</b>           |                    | 0              |
| <b>Percentage of NA Income Tracts</b>       |                    | 0.00%          |



**Clearfield, PENNSYLVANIA**

| Census Tract | Tract Income Class | Minority Tract |
|--------------|--------------------|----------------|
| 42033330100  | MIDDLE             | NO             |
| 42033330200  | MIDDLE             | NO             |
| 42033330300  | MIDDLE             | NO             |
| 42033330400  | UPPER              | NO             |
| 42033330500  | MIDDLE             | NO             |
| 42033330600  | MODERATE           | NO             |
| 42033330700  | MIDDLE             | NO             |
| 42033330800  | MIDDLE             | NO             |
| 42033330900  | MIDDLE             | NO             |
| 42033331000  | MIDDLE             | NO             |
| 42033331100  | MODERATE           | NO             |
| 42033331200  | MIDDLE             | NO             |
| 42033331300  | MIDDLE             | NO             |
| 42033331401  | MIDDLE             | NO             |
| 42033331402  | MODERATE           | NO             |
| 42033331500  | MIDDLE             | NO             |
| 42033331600  | MIDDLE             | NO             |
| 42033331700  | MIDDLE             | NO             |
| 42033331800  | MIDDLE             | NO             |
| 42033331900  | MODERATE           | NO             |

**Clearfield, PENNSYLVANIA**

| Census Tract                                | Tract Income Class | Minority Tract |
|---|--------------------|----------------|
| <b>Summary Data: Clearfield</b>             |                    |                |
| <b>Number of Census Tracts</b>              |                    | 20             |
| <b>Number of Minority Tracts</b>            |                    | 0              |
| <b>Percentage of Minority Tracts</b>        |                    | 0.00%          |
| <b>Number of Low Income Tracts</b>          |                    | 0              |
| <b>Percentage of Low Income Tracts</b>      |                    | 0.00%          |
| <b>Number of Moderate Income Tracts</b>     |                    | 4              |
| <b>Percentage of Moderate Income Tracts</b> |                    | 20.00%         |
| <b>Number of Middle Income Tracts</b>       |                    | 15             |
| <b>Percentage of Middle Income Tracts</b>   |                    | 75.00%         |
| <b>Number of Upper Income Tracts</b>        |                    | 1              |
| <b>Percentage of Upper Income Tracts</b>    |                    | 5.00%          |
| <b>Number of NA Income Tracts</b>           |                    | 0              |
| <b>Percentage of NA Income Tracts</b>       |                    | 0.00%          |

**Clinton, PENNSYLVANIA**

| Census Tract | Tract Income Class | Minority Tract |
|--------------|--------------------|----------------|
| 42035030100  | MODERATE           | NO             |
| 42035030200  | MIDDLE             | NO             |
| 42035030300  | UPPER              | NO             |
| 42035030400  | MIDDLE             | NO             |
| 42035030500  | MIDDLE             | NO             |

**Clinton, PENNSYLVANIA**

| Census Tract                                | Tract Income Class | Minority Tract |
|---|--------------------|----------------|
| 42035030600                                 | LOW                | NO             |
| 42035030701                                 | MIDDLE             | NO             |
| 42035030702                                 | NA                 | NO             |
| 42035030800                                 | MIDDLE             | NO             |
| 42035030900                                 | MIDDLE             | NO             |
| <b>Summary Data: Clinton</b>                |                    |                |
| <b>Number of Census Tracts</b>              |                    | 10             |
| <b>Number of Minority Tracts</b>            |                    | 0              |
| <b>Percentage of Minority Tracts</b>        |                    | 0.00%          |
| <b>Number of Low Income Tracts</b>          |                    | 1              |
| <b>Percentage of Low Income Tracts</b>      |                    | 10.00%         |
| <b>Number of Moderate Income Tracts</b>     |                    | 1              |
| <b>Percentage of Moderate Income Tracts</b> |                    | 10.00%         |
| <b>Number of Middle Income Tracts</b>       |                    | 6              |
| <b>Percentage of Middle Income Tracts</b>   |                    | 60.00%         |
| <b>Number of Upper Income Tracts</b>        |                    | 1              |
| <b>Percentage of Upper Income Tracts</b>    |                    | 10.00%         |
| <b>Number of NA Income Tracts</b>           |                    | 1              |
| <b>Percentage of NA Income Tracts</b>       |                    | 10.00%         |

**Columbia, PENNSYLVANIA**

| Census Tract | Tract Income Class | Minority Tract |
|--------------|--------------------|----------------|
|--------------|--------------------|----------------|



**Columbia, PENNSYLVANIA**

| Census Tract | Tract Income Class | Minority Tract |
|--------------|--------------------|----------------|
| 42037050100  | MIDDLE             | NO             |
| 42037050200  | MIDDLE             | NO             |
| 42037050300  | MIDDLE             | NO             |
| 42037050400  | MIDDLE             | NO             |
| 42037050500  | MIDDLE             | NO             |
| 42037050600  | MIDDLE             | NO             |
| 42037050700  | MODERATE           | NO             |
| 42037050800  | MIDDLE             | NO             |
| 42037050900  | UPPER              | NO             |
| 42037051000  | UPPER              | NO             |
| 42037051101  | MODERATE           | NO             |
| 42037051102  | MODERATE           | NO             |
| 42037051200  | MIDDLE             | NO             |
| 42037051300  | MIDDLE             | NO             |
| 42037051400  | MIDDLE             | NO             |
| 42037051500  | MIDDLE             | NO             |

**Columbia, PENNSYLVANIA**

| Census Tract                                | Tract Income Class | Minority Tract |
|---|--------------------|----------------|
| <b>Summary Data: Columbia</b>               |                    |                |
| <b>Number of Census Tracts</b>              |                    | 16             |
| <b>Number of Minority Tracts</b>            |                    | 0              |
| <b>Percentage of Minority Tracts</b>        |                    | 0.00%          |
| <b>Number of Low Income Tracts</b>          |                    | 0              |
| <b>Percentage of Low Income Tracts</b>      |                    | 0.00%          |
| <b>Number of Moderate Income Tracts</b>     |                    | 3              |
| <b>Percentage of Moderate Income Tracts</b> |                    | 18.75%         |
| <b>Number of Middle Income Tracts</b>       |                    | 11             |
| <b>Percentage of Middle Income Tracts</b>   |                    | 68.75%         |
| <b>Number of Upper Income Tracts</b>        |                    | 2              |
| <b>Percentage of Upper Income Tracts</b>    |                    | 12.50%         |
| <b>Number of NA Income Tracts</b>           |                    | 0              |
| <b>Percentage of NA Income Tracts</b>       |                    | 0.00%          |

**Crawford, PENNSYLVANIA**

| Census Tract | Tract Income Class | Minority Tract |
|--------------|--------------------|----------------|
| 42039110501  | MIDDLE             | NO             |
| 42039110502  | MIDDLE             | NO             |
| 42039110600  | MIDDLE             | NO             |
| 42039110700  | MIDDLE             | NO             |
| 42039110800  | MIDDLE             | NO             |
| 42039110900  | MIDDLE             | NO             |
| 42039111000  | MIDDLE             | NO             |
| 42039111100  | MODERATE           | NO             |
| 42039111200  | MODERATE           | NO             |
| 42039111300  | MIDDLE             | NO             |
| 42039111400  | UPPER              | NO             |
| 42039111500  | MIDDLE             | NO             |
| 42039111600  | MODERATE           | NO             |
| 42039111700  | MIDDLE             | NO             |
| 42039111800  | MIDDLE             | NO             |
| 42039111900  | MIDDLE             | NO             |
| 42039112001  | MIDDLE             | NO             |
| 42039112002  | MIDDLE             | NO             |

**Crawford, PENNSYLVANIA**

| Census Tract | Tract Income Class | Minority Tract |
|--------------|--------------------|----------------|
| 42039110100  | MODERATE           | NO             |
| 42039110201  | UPPER              | NO             |
| 42039110202  | MIDDLE             | NO             |
| 42039110300  | MIDDLE             | NO             |
| 42039110400  | MIDDLE             | NO             |



**Crawford, PENNSYLVANIA**

| Census Tract                         | Tract Income Class | Minority Tract |
|--------------------------------------|--------------------|----------------|
| <b>Summary Data: Crawford</b>        |                    |                |
| Number of Census Tracts              |                    | 23             |
| Number of Minority Tracts            |                    | 0              |
| Percentage of Minority Tracts        |                    | 0.00%          |
| Number of Low Income Tracts          |                    | 0              |
| Percentage of Low Income Tracts      |                    | 0.00%          |
| Number of Moderate Income Tracts     |                    | 4              |
| Percentage of Moderate Income Tracts |                    | 17.39%         |
| Number of Middle Income Tracts       |                    | 17             |
| Percentage of Middle Income Tracts   |                    | 73.91%         |
| Number of Upper Income Tracts        |                    | 2              |
| Percentage of Upper Income Tracts    |                    | 8.70%          |
| Number of NA Income Tracts           |                    | 0              |
| Percentage of NA Income Tracts       |                    | 0.00%          |

**Cumberland, PENNSYLVANIA**

| Census Tract | Tract Income Class | Minority Tract |
|--------------|--------------------|----------------|
| 42041010100  | MODERATE           | NO             |
| 42041010201  | UPPER              | NO             |
| 42041010203  | MIDDLE             | NO             |
| 42041010204  | UPPER              | NO             |
| 42041010300  | MIDDLE             | NO             |

**Cumberland, PENNSYLVANIA**

| Census Tract | Tract Income Class | Minority Tract |
|--------------|--------------------|----------------|
| 42041010400  | UPPER              | NO             |
| 42041010500  | MIDDLE             | NO             |
| 42041010600  | MIDDLE             | NO             |
| 42041010700  | MIDDLE             | NO             |
| 42041010800  | MIDDLE             | NO             |
| 42041010900  | UPPER              | NO             |
| 42041011002  | MIDDLE             | NO             |
| 42041011101  | UPPER              | NO             |
| 42041011102  | MIDDLE             | NO             |
| 42041011200  | MIDDLE             | NO             |
| 42041011301  | UPPER              | NO             |
| 42041011303  | UPPER              | NO             |
| 42041011304  | MIDDLE             | NO             |
| 42041011305  | MIDDLE             | NO             |
| 42041011306  | UPPER              | NO             |
| 42041011307  | UPPER              | NO             |
| 42041011400  | MIDDLE             | NO             |
| 42041011500  | MIDDLE             | NO             |
| 42041011602  | UPPER              | NO             |
| 42041011606  | MIDDLE             | NO             |
| 42041011607  | UPPER              | NO             |
| 42041011608  | MIDDLE             | NO             |
| 42041011700  | MIDDLE             | NO             |
| 42041011803  | MODERATE           | NO             |
| 42041011804  | UPPER              | NO             |
| 42041011805  | UPPER              | NO             |
| 42041011806  | MIDDLE             | NO             |

**Cumberland, PENNSYLVANIA**

| Census Tract | Tract Income Class | Minority Tract |
|--------------|--------------------|----------------|
| 42041011807  | UPPER              | NO             |
| 42041011901  | MIDDLE             | NO             |
| 42041011902  | MIDDLE             | NO             |
| 42041012000  | MODERATE           | NO             |
| 42041012100  | LOW                | NO             |
| 42041012200  | MIDDLE             | NO             |
| 42041012300  | LOW                | NO             |
| 42041012400  | MIDDLE             | NO             |
| 42041012501  | MIDDLE             | NO             |
| 42041012502  | UPPER              | NO             |
| 42041012600  | MIDDLE             | NO             |
| 42041012701  | UPPER              | NO             |
| 42041012702  | MIDDLE             | NO             |
| 42041012801  | MIDDLE             | NO             |
| 42041012802  | MIDDLE             | NO             |
| 42041012900  | MODERATE           | NO             |
| 42041013000  | MIDDLE             | NO             |
| 42041013103  | MIDDLE             | NO             |
| 42041013104  | LOW                | NO             |
| 42041013105  | MIDDLE             | NO             |
| 42041013200  | MIDDLE             | NO             |
| 42041981001  | NA                 | NO             |
| 42041981606  | NA                 | NO             |



**Cumberland, PENNSYLVANIA**

| Census Tract                         | Tract Income Class | Minority Tract |
|--------------------------------------|--------------------|----------------|
| <b>Summary Data: Cumberland</b>      |                    |                |
| Number of Census Tracts              |                    | 55             |
| Number of Minority Tracts            |                    | 0              |
| Percentage of Minority Tracts        |                    | 0.00%          |
| Number of Low Income Tracts          |                    | 3              |
| Percentage of Low Income Tracts      |                    | 5.45%          |
| Number of Moderate Income Tracts     |                    | 4              |
| Percentage of Moderate Income Tracts |                    | 7.27%          |
| Number of Middle Income Tracts       |                    | 30             |
| Percentage of Middle Income Tracts   |                    | 54.55%         |
| Number of Upper Income Tracts        |                    | 16             |
| Percentage of Upper Income Tracts    |                    | 29.09%         |
| Number of NA Income Tracts           |                    | 2              |
| Percentage of NA Income Tracts       |                    | 3.64%          |

**Dauphin, PENNSYLVANIA**

| Census Tract | Tract Income Class | Minority Tract |
|--------------|--------------------|----------------|
| 42043020100  | MODERATE           | YES            |
| 42043020300  | LOW                | YES            |
| 42043020400  | MODERATE           | NO             |
| 42043020500  | MIDDLE             | NO             |
| 42043020800  | MIDDLE             | YES            |

**Dauphin, PENNSYLVANIA**

| Census Tract | Tract Income Class | Minority Tract |
|--------------|--------------------|----------------|
| 42043020900  | MODERATE           | YES            |
| 42043021100  | LOW                | YES            |
| 42043021200  | LOW                | YES            |
| 42043021300  | LOW                | YES            |
| 42043021400  | LOW                | YES            |
| 42043021500  | LOW                | YES            |
| 42043021600  | MODERATE           | YES            |
| 42043021700  | MODERATE           | YES            |
| 42043021800  | UPPER              | NO             |
| 42043021901  | UPPER              | NO             |
| 42043021903  | MODERATE           | YES            |
| 42043021904  | UPPER              | NO             |
| 42043022000  | MODERATE           | YES            |
| 42043022100  | MIDDLE             | NO             |
| 42043022200  | MODERATE           | YES            |
| 42043022300  | MODERATE           | NO             |
| 42043022401  | UPPER              | NO             |
| 42043022403  | MODERATE           | NO             |
| 42043022501  | UPPER              | NO             |
| 42043022502  | MIDDLE             | NO             |
| 42043022601  | UPPER              | NO             |
| 42043022604  | UPPER              | NO             |
| 42043022605  | MIDDLE             | YES            |
| 42043022606  | MIDDLE             | YES            |
| 42043022701  | MIDDLE             | YES            |
| 42043022702  | MIDDLE             | NO             |
| 42043022800  | MIDDLE             | NO             |

**Dauphin, PENNSYLVANIA**

| Census Tract | Tract Income Class | Minority Tract |
|--------------|--------------------|----------------|
| 42043022901  | MIDDLE             | YES            |
| 42043022902  | MIDDLE             | YES            |
| 42043023000  | MIDDLE             | NO             |
| 42043023100  | MIDDLE             | NO             |
| 42043023300  | MODERATE           | YES            |
| 42043023400  | MODERATE           | YES            |
| 42043023500  | MODERATE           | NO             |
| 42043023601  | UPPER              | NO             |
| 42043023602  | MIDDLE             | NO             |
| 42043023700  | LOW                | NO             |
| 42043023800  | MODERATE           | NO             |
| 42043023900  | MIDDLE             | NO             |
| 42043024001  | MIDDLE             | NO             |
| 42043024002  | UPPER              | NO             |
| 42043024101  | MODERATE           | NO             |
| 42043024102  | MIDDLE             | NO             |
| 42043024104  | UPPER              | NO             |
| 42043024105  | UPPER              | NO             |
| 42043024200  | MIDDLE             | NO             |
| 42043024300  | UPPER              | NO             |
| 42043024400  | UPPER              | NO             |
| 42043024502  | MIDDLE             | NO             |
| 42043024503  | UPPER              | NO             |
| 42043024601  | UPPER              | NO             |
| 42043024602  | MIDDLE             | NO             |
| 42043024700  | MIDDLE             | NO             |
| 42043024801  | MIDDLE             | NO             |



**Dauphin, PENNSYLVANIA**

| Census Tract | Tract Income Class | Minority Tract |
|--------------|--------------------|----------------|
| 42043024802  | MIDDLE             | NO             |
| 42043024900  | MODERATE           | NO             |
| 42043025000  | MODERATE           | NO             |
| 42043025100  | MODERATE           | NO             |
| 42043025200  | MIDDLE             | NO             |
| 42043025300  | MIDDLE             | NO             |
| 42043025400  | MIDDLE             | NO             |
| 42043025500  | LOW                | YES            |

**Summary Data: Dauphin**

|                                      |        |
|--------------------------------------|--------|
| Number of Census Tracts              | 67     |
| Number of Minority Tracts            | 22     |
| Percentage of Minority Tracts        | 32.84% |
| Number of Low Income Tracts          | 8      |
| Percentage of Low Income Tracts      | 11.94% |
| Number of Moderate Income Tracts     | 18     |
| Percentage of Moderate Income Tracts | 26.87% |
| Number of Middle Income Tracts       | 26     |
| Percentage of Middle Income Tracts   | 38.81% |
| Number of Upper Income Tracts        | 15     |
| Percentage of Upper Income Tracts    | 22.39% |
| Number of NA Income Tracts           | 0      |
| Percentage of NA Income Tracts       | 0.00%  |

**Delaware, PENNSYLVANIA**

| Census Tract | Tract Income Class | Minority Tract |
|--------------|--------------------|----------------|
| 42045400301  | MODERATE           | YES            |
| 42045400302  | MODERATE           | YES            |
| 42045400401  | MIDDLE             | YES            |
| 42045400402  | MODERATE           | YES            |
| 42045400500  | MODERATE           | YES            |
| 42045400600  | MIDDLE             | YES            |
| 42045400700  | MIDDLE             | YES            |
| 42045400801  | MODERATE           | YES            |
| 42045400802  | UPPER              | YES            |
| 42045400900  | UPPER              | NO             |
| 42045401000  | UPPER              | NO             |
| 42045401101  | MIDDLE             | NO             |
| 42045401103  | UPPER              | NO             |
| 42045401104  | UPPER              | NO             |
| 42045401200  | UPPER              | NO             |
| 42045401302  | UPPER              | NO             |
| 42045401303  | MIDDLE             | YES            |
| 42045401401  | UPPER              | NO             |
| 42045401402  | MODERATE           | NO             |
| 42045401502  | MIDDLE             | NO             |
| 42045401503  | MIDDLE             | NO             |
| 42045401600  | UPPER              | YES            |
| 42045401700  | MIDDLE             | YES            |
| 42045401800  | MIDDLE             | YES            |
| 42045401900  | UPPER              | YES            |
| 42045402000  | MIDDLE             | YES            |
| 42045402100  | MIDDLE             | YES            |

**Delaware, PENNSYLVANIA**

| Census Tract | Tract Income Class | Minority Tract |
|--------------|--------------------|----------------|
| 42045402200  | MIDDLE             | YES            |
| 42045402300  | MIDDLE             | YES            |
| 42045402400  | NA                 | YES            |
| 42045402500  | MIDDLE             | YES            |
| 42045402600  | MIDDLE             | YES            |
| 42045402700  | MIDDLE             | YES            |
| 42045402800  | MIDDLE             | YES            |
| 42045402900  | MODERATE           | YES            |
| 42045403001  | UPPER              | NO             |
| 42045403002  | MIDDLE             | NO             |
| 42045403101  | MIDDLE             | YES            |
| 42045403103  | MIDDLE             | YES            |
| 42045403104  | MIDDLE             | YES            |
| 42045403200  | UPPER              | YES            |
| 42045403300  | MIDDLE             | NO             |
| 42045403401  | MIDDLE             | YES            |
| 42045403402  | MIDDLE             | YES            |
| 42045403501  | MIDDLE             | NO             |
| 42045403502  | UPPER              | NO             |
| 42045403601  | UPPER              | NO             |
| 42045403602  | UPPER              | NO             |
| 42045403701  | UPPER              | NO             |
| 42045403702  | MODERATE           | NO             |
| 42045403800  | MIDDLE             | NO             |
| 42045403901  | UPPER              | NO             |
| 42045403902  | UPPER              | NO             |
| 42045404003  | MIDDLE             | NO             |





**Delaware, PENNSYLVANIA**

| Census Tract | Tract Income Class | Minority Tract |
|--------------|--------------------|----------------|
| 42045404004  | UPPER              | NO             |
| 42045404101  | UPPER              | NO             |
| 42045404102  | MIDDLE             | NO             |
| 42045404103  | UPPER              | NO             |
| 42045404300  | MODERATE           | NO             |
| 42045404400  | UPPER              | YES            |
| 42045404500  | MODERATE           | YES            |
| 42045404600  | MIDDLE             | YES            |
| 42045404700  | MODERATE           | YES            |
| 42045404800  | LOW                | YES            |
| 42045404900  | MODERATE           | YES            |
| 42045405000  | MIDDLE             | YES            |
| 42045405100  | MODERATE           | YES            |
| 42045405200  | LOW                | YES            |
| 42045405300  | MODERATE           | YES            |
| 42045405400  | LOW                | YES            |
| 42045406100  | UPPER              | NO             |
| 42045406201  | UPPER              | NO             |
| 42045406202  | UPPER              | NO             |
| 42045406300  | MODERATE           | YES            |
| 42045406401  | MODERATE           | YES            |
| 42045406402  | MODERATE           | YES            |
| 42045406500  | UPPER              | NO             |
| 42045406600  | MODERATE           | NO             |
| 42045406700  | MIDDLE             | NO             |
| 42045406801  | UPPER              | NO             |
| 42045406802  | UPPER              | NO             |

**Delaware, PENNSYLVANIA**

| Census Tract | Tract Income Class | Minority Tract |
|--------------|--------------------|----------------|
| 42045406804  | UPPER              | NO             |
| 42045406805  | UPPER              | NO             |
| 42045406902  | UPPER              | NO             |
| 42045406903  | UPPER              | NO             |
| 42045406904  | UPPER              | NO             |
| 42045407000  | UPPER              | NO             |
| 42045407101  | UPPER              | NO             |
| 42045407102  | UPPER              | NO             |
| 42045407201  | UPPER              | NO             |
| 42045407202  | UPPER              | NO             |
| 42045407401  | UPPER              | NO             |
| 42045407404  | UPPER              | NO             |
| 42045407501  | UPPER              | NO             |
| 42045407502  | UPPER              | NO             |
| 42045407600  | UPPER              | NO             |
| 42045407700  | UPPER              | NO             |
| 42045407801  | UPPER              | NO             |
| 42045407802  | UPPER              | NO             |
| 42045407803  | UPPER              | NO             |
| 42045407804  | UPPER              | NO             |
| 42045407805  | UPPER              | NO             |
| 42045407806  | UPPER              | NO             |
| 42045407901  | UPPER              | NO             |
| 42045407902  | UPPER              | NO             |
| 42045407903  | UPPER              | NO             |
| 42045408001  | UPPER              | NO             |
| 42045408002  | UPPER              | NO             |

**Delaware, PENNSYLVANIA**

| Census Tract | Tract Income Class | Minority Tract |
|--------------|--------------------|----------------|
| 42045408101  | UPPER              | NO             |
| 42045408102  | UPPER              | NO             |
| 42045408103  | UPPER              | NO             |
| 42045408300  | UPPER              | NO             |
| 42045408400  | UPPER              | NO             |
| 42045408500  | UPPER              | NO             |
| 42045408600  | UPPER              | NO             |
| 42045408700  | UPPER              | NO             |
| 42045408800  | UPPER              | NO             |
| 42045408900  | UPPER              | NO             |
| 42045409000  | UPPER              | NO             |
| 42045409100  | UPPER              | NO             |
| 42045409200  | UPPER              | NO             |
| 42045409300  | UPPER              | NO             |
| 42045409400  | UPPER              | NO             |
| 42045409500  | UPPER              | NO             |
| 42045409601  | UPPER              | NO             |
| 42045409602  | UPPER              | NO             |
| 42045409701  | UPPER              | NO             |
| 42045409803  | UPPER              | NO             |
| 42045409804  | UPPER              | NO             |
| 42045409902  | UPPER              | NO             |
| 42045409903  | UPPER              | NO             |
| 42045409904  | UPPER              | NO             |
| 42045410000  | UPPER              | NO             |
| 42045410101  | UPPER              | NO             |
| 42045410102  | UPPER              | NO             |



**Delaware, PENNSYLVANIA**

| Census Tract | Tract Income Class | Minority Tract |
|--------------|--------------------|----------------|
| 42045410200  | UPPER              | NO             |
| 42045410303  | UPPER              | NO             |
| 42045410304  | UPPER              | NO             |
| 42045410305  | UPPER              | NO             |
| 42045410306  | UPPER              | NO             |
| 42045410401  | UPPER              | NO             |
| 42045410402  | UPPER              | NO             |
| 42045410403  | UPPER              | NO             |
| 42045410500  | MODERATE           | YES            |
| 42045410601  | UPPER              | NO             |
| 42045410602  | UPPER              | NO             |
| 42045410700  | LOW                | YES            |
| 42045410800  | UPPER              | NO             |
| 42045980000  | NA                 | NO             |
| 42045980100  | NA                 | NO             |
| 42045980200  | NA                 | NO             |
| 42045980300  | NA                 | NO             |

**Delaware, PENNSYLVANIA**

| Census Tract                                | Tract Income Class | Minority Tract |
|---|--------------------|----------------|
| <b>Summary Data: Delaware</b>               |                    |                |
| <b>Number of Census Tracts</b>              |                    | 152            |
| <b>Number of Minority Tracts</b>            |                    | 46             |
| <b>Percentage of Minority Tracts</b>        |                    | 30.26%         |
| <b>Number of Low Income Tracts</b>          |                    | 4              |
| <b>Percentage of Low Income Tracts</b>      |                    | 2.63%          |
| <b>Number of Moderate Income Tracts</b>     |                    | 19             |
| <b>Percentage of Moderate Income Tracts</b> |                    | 12.50%         |
| <b>Number of Middle Income Tracts</b>       |                    | 31             |
| <b>Percentage of Middle Income Tracts</b>   |                    | 20.39%         |
| <b>Number of Upper Income Tracts</b>        |                    | 93             |
| <b>Percentage of Upper Income Tracts</b>    |                    | 61.18%         |
| <b>Number of NA Income Tracts</b>           |                    | 5              |
| <b>Percentage of NA Income Tracts</b>       |                    | 3.29%          |

**Eik, PENNSYLVANIA**

| Census Tract | Tract Income Class | Minority Tract |
|--------------|--------------------|----------------|
| 42047950100  | MIDDLE             | NO             |
| 42047950200  | MIDDLE             | NO             |
| 42047950400  | MIDDLE             | NO             |
| 42047950500  | MODERATE           | NO             |
| 42047950900  | MIDDLE             | NO             |

**Eik, PENNSYLVANIA**

| Census Tract                                | Tract Income Class | Minority Tract |
|---|--------------------|----------------|
| 42047951000                                 | MIDDLE             | NO             |
| 42047951100                                 | MIDDLE             | NO             |
| 42047951200                                 | MIDDLE             | NO             |
| 42047951300                                 | MIDDLE             | NO             |
| <b>Summary Data: Eik</b>                    |                    |                |
| <b>Number of Census Tracts</b>              |                    | 9              |
| <b>Number of Minority Tracts</b>            |                    | 0              |
| <b>Percentage of Minority Tracts</b>        |                    | 0.00%          |
| <b>Number of Low Income Tracts</b>          |                    | 0              |
| <b>Percentage of Low Income Tracts</b>      |                    | 0.00%          |
| <b>Number of Moderate Income Tracts</b>     |                    | 1              |
| <b>Percentage of Moderate Income Tracts</b> |                    | 11.11%         |
| <b>Number of Middle Income Tracts</b>       |                    | 8              |
| <b>Percentage of Middle Income Tracts</b>   |                    | 88.89%         |
| <b>Number of Upper Income Tracts</b>        |                    | 0              |
| <b>Percentage of Upper Income Tracts</b>    |                    | 0.00%          |
| <b>Number of NA Income Tracts</b>           |                    | 0              |
| <b>Percentage of NA Income Tracts</b>       |                    | 0.00%          |

**Erie, PENNSYLVANIA**

| Census Tract | Tract Income Class | Minority Tract |
|--------------|--------------------|----------------|
| 42049000100  | LOW                | NO             |



**Erie, PENNSYLVANIA**

| Census Tract | Tract Income Class | Minority Tract |
|--------------|--------------------|----------------|
| 42049000200  | UPPER              | NO             |
| 42049000300  | MODERATE           | NO             |
| 42049000400  | MODERATE           | YES            |
| 42049000500  | LOW                | YES            |
| 42049000600  | LOW                | NO             |
| 42049000700  | LOW                | YES            |
| 42049000800  | LOW                | YES            |
| 42049000901  | MODERATE           | NO             |
| 42049000902  | NA                 | NO             |
| 42049001000  | MODERATE           | NO             |
| 42049001100  | MODERATE           | NO             |
| 42049001200  | LOW                | YES            |
| 42049001300  | LOW                | YES            |
| 42049001400  | MODERATE           | YES            |
| 42049001500  | LOW                | YES            |
| 42049001600  | MODERATE           | NO             |
| 42049001700  | MODERATE           | YES            |
| 42049001800  | LOW                | YES            |
| 42049001900  | MODERATE           | NO             |
| 42049002000  | MODERATE           | NO             |
| 42049002100  | MIDDLE             | NO             |
| 42049002200  | MIDDLE             | NO             |
| 42049002300  | MODERATE           | NO             |
| 42049002400  | MIDDLE             | NO             |
| 42049002500  | MODERATE           | NO             |
| 42049002600  | MIDDLE             | NO             |
| 42049002700  | MIDDLE             | NO             |

**Erie, PENNSYLVANIA**

| Census Tract | Tract Income Class | Minority Tract |
|--------------|--------------------|----------------|
| 42049002800  | MIDDLE             | NO             |
| 42049002900  | UPPER              | NO             |
| 42049003000  | MIDDLE             | NO             |
| 42049010101  | MIDDLE             | NO             |
| 42049010103  | MIDDLE             | NO             |
| 42049010104  | MIDDLE             | NO             |
| 42049010107  | MODERATE           | NO             |
| 42049010108  | NA                 | YES            |
| 42049010201  | MIDDLE             | NO             |
| 42049010202  | MIDDLE             | NO             |
| 42049010301  | UPPER              | NO             |
| 42049010303  | UPPER              | NO             |
| 42049010304  | UPPER              | NO             |
| 42049010400  | UPPER              | NO             |
| 42049010500  | MIDDLE             | NO             |
| 42049010700  | MIDDLE             | NO             |
| 42049010800  | MIDDLE             | NO             |
| 42049010902  | MIDDLE             | NO             |
| 42049010903  | UPPER              | NO             |
| 42049010904  | UPPER              | NO             |
| 42049011001  | UPPER              | NO             |
| 42049011002  | MIDDLE             | NO             |
| 42049011101  | UPPER              | NO             |
| 42049011102  | MIDDLE             | NO             |
| 42049011201  | MIDDLE             | NO             |
| 42049011202  | UPPER              | NO             |
| 42049011300  | MODERATE           | NO             |

**Erie, PENNSYLVANIA**

| Census Tract | Tract Income Class | Minority Tract |
|--------------|--------------------|----------------|
| 42049011400  | MIDDLE             | NO             |
| 42049011503  | MIDDLE             | NO             |
| 42049011508  | UPPER              | NO             |
| 42049011509  | UPPER              | NO             |
| 42049011510  | UPPER              | NO             |
| 42049011511  | UPPER              | NO             |
| 42049011600  | MIDDLE             | NO             |
| 42049011701  | UPPER              | NO             |
| 42049011702  | MIDDLE             | NO             |
| 42049011801  | MIDDLE             | NO             |
| 42049011802  | MIDDLE             | NO             |
| 42049011900  | MODERATE           | NO             |
| 42049012001  | MIDDLE             | NO             |
| 42049012002  | MODERATE           | NO             |
| 42049012100  | MIDDLE             | NO             |
| 42049012201  | UPPER              | NO             |
| 42049012202  | MODERATE           | NO             |
| 42049012400  | UPPER              | NO             |
| 42049990000  | NA                 | NO             |



**Erie, PENNSYLVANIA**

| Census Tract                         | Tract Income Class | Minority Tract |
|--------------------------------------|--------------------|----------------|
| <b>Summary Data: Erie</b>            |                    |                |
| Number of Census Tracts              |                    | 74             |
| Number of Minority Tracts            |                    | 11             |
| Percentage of Minority Tracts        |                    | 14.86%         |
| Number of Low Income Tracts          |                    | 9              |
| Percentage of Low Income Tracts      |                    | 12.16%         |
| Number of Moderate Income Tracts     |                    | 17             |
| Percentage of Moderate Income Tracts |                    | 22.97%         |
| Number of Middle Income Tracts       |                    | 27             |
| Percentage of Middle Income Tracts   |                    | 36.49%         |
| Number of Upper Income Tracts        |                    | 18             |
| Percentage of Upper Income Tracts    |                    | 24.32%         |
| Number of NA Income Tracts           |                    | 3              |
| Percentage of NA Income Tracts       |                    | 4.05%          |

**Fayette, PENNSYLVANIA**

| Census Tract | Tract Income Class | Minority Tract |
|--------------|--------------------|----------------|
| 42051260100  | MODERATE           | NO             |
| 42051260200  | MIDDLE             | NO             |
| 42051260300  | MODERATE           | NO             |
| 42051260401  | MIDDLE             | NO             |
| 42051260402  | MIDDLE             | NO             |

**Fayette, PENNSYLVANIA**

| Census Tract | Tract Income Class | Minority Tract |
|--------------|--------------------|----------------|
| 42051260500  | MODERATE           | NO             |
| 42051260600  | MODERATE           | NO             |
| 42051260700  | MODERATE           | NO             |
| 42051260800  | MODERATE           | NO             |
| 42051260900  | MIDDLE             | NO             |
| 42051261000  | MIDDLE             | NO             |
| 42051261100  | MIDDLE             | NO             |
| 42051261200  | LOW                | NO             |
| 42051261300  | MIDDLE             | NO             |
| 42051261401  | MODERATE           | NO             |
| 42051261402  | MODERATE           | NO             |
| 42051261500  | MODERATE           | NO             |
| 42051261600  | MODERATE           | NO             |
| 42051261700  | MODERATE           | NO             |
| 42051261800  | MODERATE           | NO             |
| 42051261900  | MODERATE           | NO             |
| 42051262000  | UPPER              | NO             |
| 42051262100  | MIDDLE             | NO             |
| 42051262200  | MODERATE           | NO             |
| 42051262300  | LOW                | NO             |
| 42051262400  | MODERATE           | NO             |
| 42051262500  | MODERATE           | NO             |
| 42051262600  | MODERATE           | NO             |
| 42051262701  | MIDDLE             | NO             |
| 42051262702  | MIDDLE             | NO             |
| 42051262800  | MODERATE           | NO             |
| 42051262900  | MODERATE           | NO             |

**Fayette, PENNSYLVANIA**

| Census Tract                         | Tract Income Class | Minority Tract |
|--------------------------------------|--------------------|----------------|
| 42051263000                          | MODERATE           | NO             |
| 42051263100                          | MODERATE           | NO             |
| 42051263200                          | MIDDLE             | NO             |
| 42051263300                          | MODERATE           | NO             |
| <b>Summary Data: Fayette</b>         |                    |                |
| Number of Census Tracts              |                    | 36             |
| Number of Minority Tracts            |                    | 0              |
| Percentage of Minority Tracts        |                    | 0.00%          |
| Number of Low Income Tracts          |                    | 2              |
| Percentage of Low Income Tracts      |                    | 5.56%          |
| Number of Moderate Income Tracts     |                    | 22             |
| Percentage of Moderate Income Tracts |                    | 61.11%         |
| Number of Middle Income Tracts       |                    | 11             |
| Percentage of Middle Income Tracts   |                    | 30.56%         |
| Number of Upper Income Tracts        |                    | 1              |
| Percentage of Upper Income Tracts    |                    | 2.78%          |
| Number of NA Income Tracts           |                    | 0              |
| Percentage of NA Income Tracts       |                    | 0.00%          |

**Forest, PENNSYLVANIA**

| Census Tract | Tract Income Class | Minority Tract |
|--------------|--------------------|----------------|
| 42053530100  | MODERATE           | NO             |



**Forest, PENNSYLVANIA**

| Census Tract | Tract Income Class | Minority Tract |
|--------------|--------------------|----------------|
| 42053530200  | MIDDLE             | NO             |

**Summary Data: Forest**

|                                      |        |
|--------------------------------------|--------|
| Number of Census Tracts              | 2      |
| Number of Minority Tracts            | 0      |
| Percentage of Minority Tracts        | 0.00%  |
| Number of Low Income Tracts          | 0      |
| Percentage of Low Income Tracts      | 0.00%  |
| Number of Moderate Income Tracts     | 1      |
| Percentage of Moderate Income Tracts | 50.00% |
| Number of Middle Income Tracts       | 1      |
| Percentage of Middle Income Tracts   | 50.00% |
| Number of Upper Income Tracts        | 0      |
| Percentage of Upper Income Tracts    | 0.00%  |
| Number of NA Income Tracts           | 0      |
| Percentage of NA Income Tracts       | 0.00%  |

**Franklin, PENNSYLVANIA**

| Census Tract | Tract Income Class | Minority Tract |
|--------------|--------------------|----------------|
| 42055010100  | MIDDLE             | NO             |
| 42055010200  | MIDDLE             | NO             |
| 42055010301  | MIDDLE             | NO             |
| 42055010302  | MIDDLE             | NO             |

**Franklin, PENNSYLVANIA**

| Census Tract | Tract Income Class | Minority Tract |
|--------------|--------------------|----------------|
| 42055010401  | MIDDLE             | NO             |
| 42055010402  | MIDDLE             | NO             |
| 42055010501  | MIDDLE             | NO             |
| 42055010502  | MIDDLE             | NO             |
| 42055010600  | UPPER              | NO             |
| 42055010701  | MIDDLE             | NO             |
| 42055010702  | MIDDLE             | NO             |
| 42055010800  | MODERATE           | NO             |
| 42055010900  | MIDDLE             | NO             |
| 42055011000  | MODERATE           | NO             |
| 42055011100  | MIDDLE             | NO             |
| 42055011200  | MODERATE           | NO             |
| 42055011301  | MIDDLE             | NO             |
| 42055011302  | MIDDLE             | NO             |
| 42055011400  | MIDDLE             | NO             |
| 42055011500  | MIDDLE             | NO             |
| 42055011600  | MIDDLE             | NO             |
| 42055011701  | UPPER              | NO             |
| 42055011702  | MIDDLE             | NO             |
| 42055011800  | MIDDLE             | NO             |
| 42055011900  | MIDDLE             | NO             |
| 42055012001  | MIDDLE             | NO             |
| 42055012002  | MIDDLE             | NO             |
| 42055012100  | MIDDLE             | NO             |
| 42055012200  | MIDDLE             | NO             |
| 42055012300  | MODERATE           | NO             |
| 42055012400  | MIDDLE             | NO             |

**Franklin, PENNSYLVANIA**

| Census Tract | Tract Income Class | Minority Tract |
|--------------|--------------------|----------------|
| 42055012501  | MIDDLE             | NO             |
| 42055012502  | MIDDLE             | NO             |

**Summary Data: Franklin**

|                                      |        |
|--------------------------------------|--------|
| Number of Census Tracts              | 33     |
| Number of Minority Tracts            | 0      |
| Percentage of Minority Tracts        | 0.00%  |
| Number of Low Income Tracts          | 0      |
| Percentage of Low Income Tracts      | 0.00%  |
| Number of Moderate Income Tracts     | 4      |
| Percentage of Moderate Income Tracts | 12.12% |
| Number of Middle Income Tracts       | 27     |
| Percentage of Middle Income Tracts   | 81.82% |
| Number of Upper Income Tracts        | 2      |
| Percentage of Upper Income Tracts    | 6.06%  |
| Number of NA Income Tracts           | 0      |
| Percentage of NA Income Tracts       | 0.00%  |

**Fulton, PENNSYLVANIA**

| Census Tract | Tract Income Class | Minority Tract |
|--------------|--------------------|----------------|
| 42057960100  | MIDDLE             | NO             |
| 42057960200  | MIDDLE             | NO             |
| 42057960300  | MIDDLE             | NO             |



**Fulton, PENNSYLVANIA**

| Census Tract                         | Tract Income Class | Minority Tract |
|--------------------------------------|--------------------|----------------|
| <b>Summary Data: Fulton</b>          |                    |                |
| Number of Census Tracts              |                    | 3              |
| Number of Minority Tracts            |                    | 0              |
| Percentage of Minority Tracts        |                    | 0.00%          |
| Number of Low Income Tracts          |                    | 0              |
| Percentage of Low Income Tracts      |                    | 0.00%          |
| Number of Moderate Income Tracts     |                    | 0              |
| Percentage of Moderate Income Tracts |                    | 0.00%          |
| Number of Middle Income Tracts       |                    | 3              |
| Percentage of Middle Income Tracts   |                    | 100.00%        |
| Number of Upper Income Tracts        |                    | 0              |
| Percentage of Upper Income Tracts    |                    | 0.00%          |
| Number of NA Income Tracts           |                    | 0              |
| Percentage of NA Income Tracts       |                    | 0.00%          |

**Greene, PENNSYLVANIA**

| Census Tract | Tract Income Class | Minority Tract |
|--------------|--------------------|----------------|
| 42059970101  | NA                 | NO             |
| 42059970102  | MIDDLE             | NO             |
| 42059970200  | MIDDLE             | NO             |
| 42059970300  | UPPER              | NO             |
| 42059970400  | MIDDLE             | NO             |

**Greene, PENNSYLVANIA**

| Census Tract                         | Tract Income Class | Minority Tract |
|--------------------------------------|--------------------|----------------|
| 42059970501                          | UPPER              | NO             |
| 42059970502                          | UPPER              | NO             |
| 42059970600                          | MIDDLE             | NO             |
| 42059970700                          | MIDDLE             | NO             |
| 42059970800                          | MIDDLE             | NO             |
| <b>Summary Data: Greene</b>          |                    |                |
| Number of Census Tracts              |                    | 10             |
| Number of Minority Tracts            |                    | 0              |
| Percentage of Minority Tracts        |                    | 0.00%          |
| Number of Low Income Tracts          |                    | 0              |
| Percentage of Low Income Tracts      |                    | 0.00%          |
| Number of Moderate Income Tracts     |                    | 0              |
| Percentage of Moderate Income Tracts |                    | 0.00%          |
| Number of Middle Income Tracts       |                    | 6              |
| Percentage of Middle Income Tracts   |                    | 60.00%         |
| Number of Upper Income Tracts        |                    | 3              |
| Percentage of Upper Income Tracts    |                    | 30.00%         |
| Number of NA Income Tracts           |                    | 1              |
| Percentage of NA Income Tracts       |                    | 10.00%         |

**Huntingdon, PENNSYLVANIA**

| Census Tract | Tract Income Class | Minority Tract |
|--------------|--------------------|----------------|
|--------------|--------------------|----------------|

**Huntingdon, PENNSYLVANIA**

| Census Tract | Tract Income Class | Minority Tract |
|--------------|--------------------|----------------|
| 42061950100  | MIDDLE             | NO             |
| 42061950200  | UPPER              | NO             |
| 42061950301  | MIDDLE             | NO             |
| 42061950302  | NA                 | YES            |
| 42061950400  | MIDDLE             | NO             |
| 42061950500  | MIDDLE             | NO             |
| 42061950600  | MIDDLE             | NO             |
| 42061950800  | MIDDLE             | NO             |
| 42061950900  | MODERATE           | NO             |
| 42061951000  | MIDDLE             | NO             |
| 42061951100  | MIDDLE             | NO             |
| 42061951200  | MIDDLE             | NO             |
| 42061951300  | MIDDLE             | NO             |

**Huntingdon, PENNSYLVANIA**

| Census Tract                         | Tract Income Class | Minority Tract |
|--------------------------------------|--------------------|----------------|
| <b>Summary Data: Huntingdon</b>      |                    |                |
| Number of Census Tracts              |                    | 13             |
| Number of Minority Tracts            |                    | 1              |
| Percentage of Minority Tracts        |                    | 7.69%          |
| Number of Low Income Tracts          |                    | 0              |
| Percentage of Low Income Tracts      |                    | 0.00%          |
| Number of Moderate Income Tracts     |                    | 1              |
| Percentage of Moderate Income Tracts |                    | 7.69%          |
| Number of Middle Income Tracts       |                    | 10             |
| Percentage of Middle Income Tracts   |                    | 76.92%         |
| Number of Upper Income Tracts        |                    | 1              |
| Percentage of Upper Income Tracts    |                    | 7.69%          |
| Number of NA Income Tracts           |                    | 1              |
| Percentage of NA Income Tracts       |                    | 7.69%          |

**Indiana, PENNSYLVANIA**

| Census Tract | Tract Income Class | Minority Tract |
|--------------|--------------------|----------------|
| 42063960100  | MIDDLE             | NO             |
| 42063960200  | MIDDLE             | NO             |
| 42063960300  | MIDDLE             | NO             |
| 42063960400  | MIDDLE             | NO             |
| 42063960500  | MIDDLE             | NO             |

**Indiana, PENNSYLVANIA**

| Census Tract | Tract Income Class | Minority Tract |
|--------------|--------------------|----------------|
| 42063960600  | MIDDLE             | NO             |
| 42063960700  | UPPER              | NO             |
| 42063960800  | UPPER              | NO             |
| 42063960900  | UPPER              | NO             |
| 42063961000  | MIDDLE             | NO             |
| 42063961102  | NA                 | NO             |
| 42063961103  | UPPER              | NO             |
| 42063961104  | MIDDLE             | NO             |
| 42063961200  | UPPER              | NO             |
| 42063961300  | MIDDLE             | NO             |
| 42063961400  | MIDDLE             | NO             |
| 42063961500  | MIDDLE             | NO             |
| 42063961600  | MIDDLE             | NO             |
| 42063961700  | MIDDLE             | NO             |
| 42063961800  | MIDDLE             | NO             |
| 42063961900  | MIDDLE             | NO             |
| 42063962000  | MIDDLE             | NO             |
| 42063962100  | MIDDLE             | NO             |
| 42063962200  | MIDDLE             | NO             |

**Indiana, PENNSYLVANIA**

| Census Tract                         | Tract Income Class | Minority Tract |
|--------------------------------------|--------------------|----------------|
| <b>Summary Data: Indiana</b>         |                    |                |
| Number of Census Tracts              |                    | 24             |
| Number of Minority Tracts            |                    | 0              |
| Percentage of Minority Tracts        |                    | 0.00%          |
| Number of Low Income Tracts          |                    | 0              |
| Percentage of Low Income Tracts      |                    | 0.00%          |
| Number of Moderate Income Tracts     |                    | 0              |
| Percentage of Moderate Income Tracts |                    | 0.00%          |
| Number of Middle Income Tracts       |                    | 18             |
| Percentage of Middle Income Tracts   |                    | 75.00%         |
| Number of Upper Income Tracts        |                    | 5              |
| Percentage of Upper Income Tracts    |                    | 20.83%         |
| Number of NA Income Tracts           |                    | 1              |
| Percentage of NA Income Tracts       |                    | 4.17%          |

**Jefferson, PENNSYLVANIA**

| Census Tract | Tract Income Class | Minority Tract |
|--------------|--------------------|----------------|
| 42065950100  | MIDDLE             | NO             |
| 42065950200  | MIDDLE             | NO             |
| 42065950300  | MIDDLE             | NO             |
| 42065950400  | MIDDLE             | NO             |
| 42065950500  | MIDDLE             | NO             |



**Jefferson, PENNSYLVANIA**

| Census Tract | Tract Income Class | Minority Tract |
|--------------|--------------------|----------------|
| 42065950600  | MIDDLE             | NO             |
| 42065950700  | MIDDLE             | NO             |
| 42065950800  | MIDDLE             | NO             |
| 42065950900  | MIDDLE             | NO             |
| 42065951000  | MIDDLE             | NO             |
| 42065951100  | MIDDLE             | NO             |
| 42065951200  | MODERATE           | NO             |
| 42065951300  | MODERATE           | NO             |

**Summary Data: Jefferson**

|                                      |        |
|--------------------------------------|--------|
| Number of Census Tracts              | 13     |
| Number of Minority Tracts            | 0      |
| Percentage of Minority Tracts        | 0.00%  |
| Number of Low Income Tracts          | 0      |
| Percentage of Low Income Tracts      | 0.00%  |
| Number of Moderate Income Tracts     | 2      |
| Percentage of Moderate Income Tracts | 15.38% |
| Number of Middle Income Tracts       | 11     |
| Percentage of Middle Income Tracts   | 84.62% |
| Number of Upper Income Tracts        | 0      |
| Percentage of Upper Income Tracts    | 0.00%  |
| Number of NA Income Tracts           | 0      |
| Percentage of NA Income Tracts       | 0.00%  |

**Juniata, PENNSYLVANIA**


| Census Tract | Tract Income Class | Minority Tract |
|--------------|--------------------|----------------|
| 42067070101  | MIDDLE             | NO             |
| 42067070102  | MIDDLE             | NO             |
| 42067070201  | MIDDLE             | NO             |
| 42067070202  | MIDDLE             | NO             |
| 42067070300  | MIDDLE             | NO             |
| 42067070400  | MIDDLE             | NO             |

**Summary Data: Juniata**

|                                      |         |
|--------------------------------------|---------|
| Number of Census Tracts              | 6       |
| Number of Minority Tracts            | 0       |
| Percentage of Minority Tracts        | 0.00%   |
| Number of Low Income Tracts          | 0       |
| Percentage of Low Income Tracts      | 0.00%   |
| Number of Moderate Income Tracts     | 0       |
| Percentage of Moderate Income Tracts | 0.00%   |
| Number of Middle Income Tracts       | 6       |
| Percentage of Middle Income Tracts   | 100.00% |
| Number of Upper Income Tracts        | 0       |
| Percentage of Upper Income Tracts    | 0.00%   |
| Number of NA Income Tracts           | 0       |
| Percentage of NA Income Tracts       | 0.00%   |

**Lackawanna, PENNSYLVANIA**

| Census Tract | Tract Income Class | Minority Tract |
|--------------|--------------------|----------------|
| 42069100200  | LOW                | NO             |
| 42069100300  | MODERATE           | NO             |
| 42069100400  | MIDDLE             | NO             |
| 42069100500  | MODERATE           | NO             |
| 42069100600  | MIDDLE             | NO             |
| 42069100800  | MIDDLE             | NO             |
| 42069100900  | MIDDLE             | NO             |
| 42069101000  | UPPER              | NO             |
| 42069101100  | MIDDLE             | NO             |
| 42069101200  | MODERATE           | NO             |
| 42069101300  | MODERATE           | NO             |
| 42069101400  | MODERATE           | NO             |
| 42069101600  | MODERATE           | NO             |
| 42069101700  | MIDDLE             | NO             |
| 42069101800  | UPPER              | NO             |
| 42069101900  | MIDDLE             | NO             |
| 42069102000  | MODERATE           | NO             |
| 42069102100  | MODERATE           | NO             |
| 42069102200  | MIDDLE             | NO             |
| 42069102300  | MODERATE           | NO             |
| 42069102500  | MODERATE           | YES            |
| 42069102600  | MODERATE           | YES            |
| 42069102700  | MIDDLE             | NO             |
| 42069102800  | UPPER              | NO             |
| 42069102900  | LOW                | YES            |
| 42069103000  | MIDDLE             | NO             |
| 42069103100  | MIDDLE             | NO             |





**Lackawanna, PENNSYLVANIA**

| Census Tract | Tract Income Class | Minority Tract |
|--------------|--------------------|----------------|
| 42069110100  | MIDDLE             | NO             |
| 42069110201  | MIDDLE             | NO             |
| 42069110202  | UPPER              | NO             |
| 42069110300  | MIDDLE             | NO             |
| 42069110401  | UPPER              | NO             |
| 42069110402  | UPPER              | NO             |
| 42069110403  | UPPER              | NO             |
| 42069110500  | UPPER              | NO             |
| 42069110600  | MIDDLE             | NO             |
| 42069110700  | MODERATE           | NO             |
| 42069110800  | MODERATE           | NO             |
| 42069110900  | MODERATE           | NO             |
| 42069111000  | MIDDLE             | NO             |
| 42069111100  | MIDDLE             | NO             |
| 42069111200  | MIDDLE             | NO             |
| 42069111300  | MIDDLE             | NO             |
| 42069111400  | MODERATE           | NO             |
| 42069111500  | MIDDLE             | NO             |
| 42069111600  | MIDDLE             | NO             |
| 42069111700  | MIDDLE             | NO             |
| 42069111801  | UPPER              | NO             |
| 42069111802  | UPPER              | NO             |
| 42069112000  | UPPER              | NO             |
| 42069112100  | UPPER              | NO             |
| 42069112200  | MIDDLE             | NO             |
| 42069112300  | MODERATE           | NO             |
| 42069112400  | MIDDLE             | NO             |

**Lackawanna, PENNSYLVANIA**

| Census Tract | Tract Income Class | Minority Tract |
|--------------|--------------------|----------------|
| 42069112500  | MODERATE           | NO             |
| 42069112600  | MIDDLE             | NO             |
| 42069112700  | UPPER              | NO             |
| 42069112800  | UPPER              | NO             |
| 42069112901  | UPPER              | NO             |
| 42069112902  | MIDDLE             | NO             |

| Summary Data: Lackawanna             |        |
|--------------------------------------|--------|
| Number of Census Tracts              | 60     |
| Number of Minority Tracts            | 3      |
| Percentage of Minority Tracts        | 5.00%  |
| Number of Low Income Tracts          | 2      |
| Percentage of Low Income Tracts      | 3.33%  |
| Number of Moderate Income Tracts     | 17     |
| Percentage of Moderate Income Tracts | 28.33% |
| Number of Middle Income Tracts       | 26     |
| Percentage of Middle Income Tracts   | 43.33% |
| Number of Upper Income Tracts        | 15     |
| Percentage of Upper Income Tracts    | 25.00% |
| Number of NA Income Tracts           | 0      |
| Percentage of NA Income Tracts       | 0.00%  |

**Lancaster, PENNSYLVANIA**

| Census Tract | Tract Income Class | Minority Tract |
|--------------|--------------------|----------------|
| 42071000100  | LOW                | YES            |
| 42071000200  | MIDDLE             | YES            |
| 42071000300  | MODERATE           | YES            |
| 42071000400  | MODERATE           | NO             |
| 42071000500  | MODERATE           | NO             |
| 42071000600  | MIDDLE             | NO             |
| 42071000700  | MIDDLE             | YES            |
| 42071000800  | LOW                | YES            |
| 42071000900  | MODERATE           | YES            |
| 42071001000  | MIDDLE             | YES            |
| 42071001100  | MIDDLE             | YES            |
| 42071001200  | MODERATE           | YES            |
| 42071001400  | LOW                | YES            |
| 42071010102  | MIDDLE             | NO             |
| 42071010103  | MIDDLE             | NO             |
| 42071010104  | MIDDLE             | NO             |
| 42071010201  | MIDDLE             | NO             |
| 42071010202  | MIDDLE             | NO             |
| 42071010301  | MIDDLE             | NO             |
| 42071010302  | MIDDLE             | NO             |
| 42071010400  | MIDDLE             | NO             |
| 42071010501  | MIDDLE             | NO             |
| 42071010502  | MIDDLE             | NO             |
| 42071010601  | MODERATE           | NO             |
| 42071010602  | MIDDLE             | NO             |
| 42071010701  | MIDDLE             | NO             |
| 42071010702  | MIDDLE             | NO             |



**Lancaster, PENNSYLVANIA**

| Census Tract | Tract Income Class | Minority Tract |
|--------------|--------------------|----------------|
| 42071010802  | MIDDLE             | NO             |
| 42071010803  | MIDDLE             | NO             |
| 42071010804  | UPPER              | NO             |
| 42071010901  | MIDDLE             | NO             |
| 42071010902  | MODERATE           | NO             |
| 42071011000  | MODERATE           | NO             |
| 42071011101  | UPPER              | NO             |
| 42071011102  | MIDDLE             | NO             |
| 42071011200  | MODERATE           | NO             |
| 42071011300  | MIDDLE             | NO             |
| 42071011400  | MODERATE           | NO             |
| 42071011502  | MIDDLE             | NO             |
| 42071011503  | MIDDLE             | NO             |
| 42071011504  | UPPER              | NO             |
| 42071011505  | MIDDLE             | NO             |
| 42071011600  | MIDDLE             | NO             |
| 42071011701  | UPPER              | NO             |
| 42071011704  | MIDDLE             | NO             |
| 42071011705  | MIDDLE             | NO             |
| 42071011706  | MIDDLE             | NO             |
| 42071011707  | UPPER              | NO             |
| 42071011801  | UPPER              | NO             |
| 42071011802  | MIDDLE             | NO             |
| 42071011803  | MIDDLE             | NO             |
| 42071011805  | UPPER              | NO             |
| 42071011806  | MIDDLE             | NO             |
| 42071011807  | MIDDLE             | NO             |

**Lancaster, PENNSYLVANIA**

| Census Tract | Tract Income Class | Minority Tract |
|--------------|--------------------|----------------|
| 42071011901  | UPPER              | NO             |
| 42071011903  | UPPER              | NO             |
| 42071011904  | MIDDLE             | NO             |
| 42071012001  | MIDDLE             | NO             |
| 42071012002  | MIDDLE             | NO             |
| 42071012103  | MIDDLE             | NO             |
| 42071012105  | MIDDLE             | NO             |
| 42071012106  | MIDDLE             | NO             |
| 42071012107  | UPPER              | NO             |
| 42071012200  | MODERATE           | NO             |
| 42071012301  | MIDDLE             | NO             |
| 42071012302  | MIDDLE             | NO             |
| 42071012402  | MIDDLE             | NO             |
| 42071012403  | MODERATE           | NO             |
| 42071012404  | MIDDLE             | NO             |
| 42071012501  | MIDDLE             | NO             |
| 42071012502  | MIDDLE             | NO             |
| 42071012601  | MIDDLE             | NO             |
| 42071012602  | MIDDLE             | NO             |
| 42071012701  | MIDDLE             | NO             |
| 42071012702  | UPPER              | NO             |
| 42071012800  | MODERATE           | NO             |
| 42071012900  | MIDDLE             | NO             |
| 42071013001  | MIDDLE             | NO             |
| 42071013002  | MIDDLE             | NO             |
| 42071013101  | MIDDLE             | NO             |
| 42071013102  | MODERATE           | NO             |

**Lancaster, PENNSYLVANIA**

| Census Tract | Tract Income Class | Minority Tract |
|--------------|--------------------|----------------|
| 42071013202  | MIDDLE             | NO             |
| 42071013203  | MIDDLE             | NO             |
| 42071013204  | MIDDLE             | NO             |
| 42071013301  | MIDDLE             | NO             |
| 42071013303  | MIDDLE             | NO             |
| 42071013305  | MIDDLE             | NO             |
| 42071013306  | UPPER              | NO             |
| 42071013400  | MIDDLE             | NO             |
| 42071013502  | MIDDLE             | NO             |
| 42071013503  | UPPER              | NO             |
| 42071013504  | MODERATE           | YES            |
| 42071013505  | MIDDLE             | NO             |
| 42071013601  | MIDDLE             | NO             |
| 42071013602  | MIDDLE             | NO             |
| 42071013701  | MIDDLE             | NO             |
| 42071013703  | MIDDLE             | NO             |
| 42071013704  | MIDDLE             | NO             |
| 42071013800  | UPPER              | NO             |
| 42071013901  | MIDDLE             | NO             |
| 42071013902  | MIDDLE             | NO             |
| 42071014000  | MIDDLE             | NO             |
| 42071014101  | MIDDLE             | NO             |
| 42071014102  | MIDDLE             | NO             |
| 42071014201  | MIDDLE             | NO             |
| 42071014202  | UPPER              | NO             |
| 42071014301  | MIDDLE             | NO             |
| 42071014302  | MIDDLE             | NO             |



**Lancaster, PENNSYLVANIA**

| Census Tract | Tract Income Class | Minority Tract |
|--------------|--------------------|----------------|
| 42071014401  | MIDDLE             | NO             |
| 42071014402  | MIDDLE             | NO             |
| 42071014501  | MIDDLE             | NO             |
| 42071014502  | MIDDLE             | NO             |
| 42071014601  | MIDDLE             | NO             |
| 42071014603  | MIDDLE             | NO             |
| 42071014604  | MODERATE           | NO             |
| 42071014700  | LOW                | YES            |

**Summary Data: Lancaster**

|                                      |        |
|--------------------------------------|--------|
| Number of Census Tracts              | 116    |
| Number of Minority Tracts            | 12     |
| Percentage of Minority Tracts        | 10.34% |
| Number of Low Income Tracts          | 4      |
| Percentage of Low Income Tracts      | 3.45%  |
| Number of Moderate Income Tracts     | 16     |
| Percentage of Moderate Income Tracts | 13.79% |
| Number of Middle Income Tracts       | 81     |
| Percentage of Middle Income Tracts   | 69.83% |
| Number of Upper Income Tracts        | 15     |
| Percentage of Upper Income Tracts    | 12.93% |
| Number of NA Income Tracts           | 0      |
| Percentage of NA Income Tracts       | 0.00%  |

**Lawrence, PENNSYLVANIA**

| Census Tract | Tract Income Class | Minority Tract |
|--------------|--------------------|----------------|
| 42073000100  | MIDDLE             | NO             |
| 42073000200  | MIDDLE             | NO             |
| 42073000300  | MODERATE           | NO             |
| 42073000400  | LOW                | YES            |
| 42073000600  | LOW                | NO             |
| 42073000700  | LOW                | NO             |
| 42073000800  | MODERATE           | NO             |
| 42073000900  | LOW                | NO             |
| 42073001000  | MODERATE           | NO             |
| 42073010100  | UPPER              | NO             |
| 42073010201  | UPPER              | NO             |
| 42073010202  | MIDDLE             | NO             |
| 42073010300  | UPPER              | NO             |
| 42073010400  | MIDDLE             | NO             |
| 42073010500  | MIDDLE             | NO             |
| 42073010600  | MIDDLE             | NO             |
| 42073010700  | MIDDLE             | NO             |
| 42073010800  | UPPER              | NO             |
| 42073010900  | MIDDLE             | NO             |
| 42073011000  | MIDDLE             | NO             |
| 42073011100  | MIDDLE             | NO             |
| 42073011200  | MIDDLE             | NO             |
| 42073011300  | MIDDLE             | NO             |
| 42073011400  | MIDDLE             | NO             |
| 42073011500  | MIDDLE             | NO             |
| 42073011600  | UPPER              | NO             |
| 42073011700  | MIDDLE             | NO             |

**Lawrence, PENNSYLVANIA**

| Census Tract | Tract Income Class | Minority Tract |
|--------------|--------------------|----------------|
| 42073011800  | MODERATE           | NO             |

**Summary Data: Lawrence**

|                                      |        |
|--------------------------------------|--------|
| Number of Census Tracts              | 28     |
| Number of Minority Tracts            | 1      |
| Percentage of Minority Tracts        | 3.57%  |
| Number of Low Income Tracts          | 4      |
| Percentage of Low Income Tracts      | 14.29% |
| Number of Moderate Income Tracts     | 4      |
| Percentage of Moderate Income Tracts | 14.29% |
| Number of Middle Income Tracts       | 15     |
| Percentage of Middle Income Tracts   | 53.57% |
| Number of Upper Income Tracts        | 5      |
| Percentage of Upper Income Tracts    | 17.86% |
| Number of NA Income Tracts           | 0      |
| Percentage of NA Income Tracts       | 0.00%  |

**Lebanon, PENNSYLVANIA**

| Census Tract | Tract Income Class | Minority Tract |
|--------------|--------------------|----------------|
| 42075000100  | MODERATE           | YES            |
| 42075000200  | LOW                | NO             |
| 42075000300  | LOW                | YES            |
| 42075000401  | MODERATE           | YES            |



**Lebanon, PENNSYLVANIA**

| Census Tract | Tract Income Class | Minority Tract |
|--------------|--------------------|----------------|
| 42075000402  | MODERATE           | YES            |
| 42075000500  | MIDDLE             | NO             |
| 42075002000  | MIDDLE             | NO             |
| 42075002100  | UPPER              | NO             |
| 42075002200  | MIDDLE             | NO             |
| 42075002300  | MIDDLE             | NO             |
| 42075002400  | MIDDLE             | NO             |
| 42075002500  | MIDDLE             | NO             |
| 42075002600  | MIDDLE             | NO             |
| 42075002701  | MIDDLE             | NO             |
| 42075002702  | MIDDLE             | NO             |
| 42075002801  | MIDDLE             | NO             |
| 42075002802  | MIDDLE             | NO             |
| 42075002900  | MODERATE           | NO             |
| 42075003000  | MIDDLE             | NO             |
| 42075003100  | MIDDLE             | NO             |
| 42075003200  | UPPER              | NO             |
| 42075003300  | MIDDLE             | NO             |
| 42075003400  | MIDDLE             | NO             |
| 42075003500  | MIDDLE             | NO             |
| 42075003600  | MODERATE           | NO             |
| 42075003700  | MIDDLE             | NO             |
| 42075003801  | UPPER              | NO             |
| 42075003802  | UPPER              | NO             |
| 42075003901  | MIDDLE             | NO             |
| 42075003902  | MIDDLE             | NO             |
| 42075004000  | MIDDLE             | NO             |

**Lebanon, PENNSYLVANIA**

| Census Tract | Tract Income Class | Minority Tract |
|--------------|--------------------|----------------|
| 42075004100  | UPPER              | NO             |
| 42075004200  | UPPER              | NO             |

**Summary Data: Lebanon**

|   |        |
|---|--------|
| <b>Number of Census Tracts</b>              | 33     |
| <b>Number of Minority Tracts</b>            | 4      |
| <b>Percentage of Minority Tracts</b>        | 12.12% |
| <b>Number of Low Income Tracts</b>          | 2      |
| <b>Percentage of Low Income Tracts</b>      | 6.06%  |
| <b>Number of Moderate Income Tracts</b>     | 5      |
| <b>Percentage of Moderate Income Tracts</b> | 15.15% |
| <b>Number of Middle Income Tracts</b>       | 20     |
| <b>Percentage of Middle Income Tracts</b>   | 60.61% |
| <b>Number of Upper Income Tracts</b>        | 6      |
| <b>Percentage of Upper Income Tracts</b>    | 18.18% |
| <b>Number of NA Income Tracts</b>           | 0      |
| <b>Percentage of NA Income Tracts</b>       | 0.00%  |

**Lehigh, PENNSYLVANIA**

| Census Tract | Tract Income Class | Minority Tract |
|--------------|--------------------|----------------|
| 42077000101  | MODERATE           | YES            |
| 42077000102  | MODERATE           | YES            |
| 42077000400  | LOW                | YES            |

**Lehigh, PENNSYLVANIA**

| Census Tract | Tract Income Class | Minority Tract |
|--------------|--------------------|----------------|
| 42077000500  | LOW                | YES            |
| 42077000600  | MODERATE           | YES            |
| 42077000700  | LOW                | YES            |
| 42077000800  | LOW                | YES            |
| 42077000900  | LOW                | YES            |
| 42077001000  | LOW                | YES            |
| 42077001200  | LOW                | YES            |
| 42077001401  | LOW                | YES            |
| 42077001402  | MIDDLE             | NO             |
| 42077001501  | MODERATE           | YES            |
| 42077001502  | MODERATE           | YES            |
| 42077001600  | LOW                | YES            |
| 42077001700  | LOW                | YES            |
| 42077001800  | LOW                | YES            |
| 42077001900  | MODERATE           | YES            |
| 42077002000  | MODERATE           | YES            |
| 42077002100  | MODERATE           | YES            |
| 42077002201  | MIDDLE             | NO             |
| 42077002202  | MIDDLE             | YES            |
| 42077002302  | MIDDLE             | NO             |
| 42077002303  | MIDDLE             | NO             |
| 42077002304  | MIDDLE             | NO             |
| 42077005100  | MIDDLE             | NO             |
| 42077005200  | MIDDLE             | NO             |
| 42077005301  | MIDDLE             | NO             |
| 42077005302  | MIDDLE             | NO             |
| 42077005401  | UPPER              | NO             |

**Lehigh, PENNSYLVANIA**

| Census Tract | Tract Income Class | Minority Tract |
|--------------|--------------------|----------------|
| 42077005402  | UPPER              | NO             |
| 42077005503  | UPPER              | NO             |
| 42077005504  | UPPER              | NO             |
| 42077005505  | UPPER              | NO             |
| 42077005506  | MIDDLE             | NO             |
| 42077005601  | MIDDLE             | NO             |
| 42077005602  | MIDDLE             | NO             |
| 42077005702  | MIDDLE             | NO             |
| 42077005703  | MIDDLE             | YES            |
| 42077005704  | MIDDLE             | YES            |
| 42077005705  | MIDDLE             | NO             |
| 42077005800  | MODERATE           | NO             |
| 42077005901  | MIDDLE             | NO             |
| 42077005902  | MODERATE           | NO             |
| 42077006001  | MIDDLE             | NO             |
| 42077006002  | UPPER              | NO             |
| 42077006101  | UPPER              | NO             |
| 42077006102  | UPPER              | NO             |
| 42077006203  | UPPER              | NO             |
| 42077006204  | UPPER              | NO             |
| 42077006205  | UPPER              | NO             |
| 42077006206  | MIDDLE             | NO             |
| 42077006302  | UPPER              | NO             |
| 42077006303  | MODERATE           | NO             |
| 42077006304  | UPPER              | NO             |
| 42077006305  | MIDDLE             | NO             |
| 42077006309  | MIDDLE             | NO             |

**Lehigh, PENNSYLVANIA**

| Census Tract | Tract Income Class | Minority Tract |
|--------------|--------------------|----------------|
| 42077006310  | UPPER              | NO             |
| 42077006311  | UPPER              | NO             |
| 42077006312  | MIDDLE             | NO             |
| 42077006401  | MIDDLE             | NO             |
| 42077006402  | UPPER              | NO             |
| 42077006500  | MIDDLE             | NO             |
| 42077006600  | UPPER              | NO             |
| 42077006701  | MIDDLE             | NO             |
| 42077006702  | MIDDLE             | NO             |
| 42077006703  | UPPER              | NO             |
| 42077006800  | MODERATE           | NO             |
| 42077006902  | MIDDLE             | NO             |
| 42077006903  | UPPER              | NO             |
| 42077006905  | UPPER              | NO             |
| 42077006906  | UPPER              | NO             |
| 42077007000  | UPPER              | NO             |
| 42077009100  | MIDDLE             | NO             |
| 42077009200  | MIDDLE             | NO             |
| 42077009300  | UPPER              | NO             |
| 42077009400  | MODERATE           | NO             |
| 42077009500  | MODERATE           | NO             |
| 42077009601  | MODERATE           | YES            |
| 42077009602  | MODERATE           | YES            |
| 42077009700  | LOW                | YES            |

**Lehigh, PENNSYLVANIA**

| Census Tract                                | Tract Income Class | Minority Tract |
|---|--------------------|----------------|
| <b>Summary Data: Lehigh</b>                 |                    |                |
| <b>Number of Census Tracts</b>              |                    | 81             |
| <b>Number of Minority Tracts</b>            |                    | 25             |
| <b>Percentage of Minority Tracts</b>        |                    | 30.86%         |
| <b>Number of Low Income Tracts</b>          |                    | 12             |
| <b>Percentage of Low Income Tracts</b>      |                    | 14.81%         |
| <b>Number of Moderate Income Tracts</b>     |                    | 16             |
| <b>Percentage of Moderate Income Tracts</b> |                    | 19.75%         |
| <b>Number of Middle Income Tracts</b>       |                    | 30             |
| <b>Percentage of Middle Income Tracts</b>   |                    | 37.04%         |
| <b>Number of Upper Income Tracts</b>        |                    | 23             |
| <b>Percentage of Upper Income Tracts</b>    |                    | 28.40%         |
| <b>Number of NA Income Tracts</b>           |                    | 0              |
| <b>Percentage of NA Income Tracts</b>       |                    | 0.00%          |

**Luzerne, PENNSYLVANIA**

| Census Tract | Tract Income Class | Minority Tract |
|--------------|--------------------|----------------|
| 42079200100  | MODERATE           | NO             |
| 42079200200  | MIDDLE             | NO             |
| 42079200300  | MIDDLE             | NO             |
| 42079200400  | MODERATE           | YES            |
| 42079200500  | MODERATE           | YES            |



**Luzerne, PENNSYLVANIA**

| Census Tract | Tract Income Class | Minority Tract |
|--------------|--------------------|----------------|
| 42079200600  | MIDDLE             | NO             |
| 42079200700  | MODERATE           | YES            |
| 42079200800  | MODERATE           | YES            |
| 42079200900  | MODERATE           | YES            |
| 42079201000  | NA                 | YES            |
| 42079201100  | MODERATE           | YES            |
| 42079201200  | MODERATE           | NO             |
| 42079201300  | MODERATE           | YES            |
| 42079201400  | MODERATE           | NO             |
| 42079201500  | MODERATE           | NO             |
| 42079201600  | MIDDLE             | NO             |
| 42079210100  | MIDDLE             | NO             |
| 42079210200  | MIDDLE             | NO             |
| 42079210300  | MIDDLE             | NO             |
| 42079210400  | UPPER              | NO             |
| 42079210500  | MIDDLE             | NO             |
| 42079210600  | MODERATE           | NO             |
| 42079210700  | MODERATE           | NO             |
| 42079210800  | MODERATE           | NO             |
| 42079211000  | MIDDLE             | NO             |
| 42079211101  | MIDDLE             | NO             |
| 42079211102  | MIDDLE             | NO             |
| 42079211201  | UPPER              | NO             |
| 42079211203  | UPPER              | NO             |
| 42079211204  | UPPER              | NO             |
| 42079211205  | UPPER              | NO             |
| 42079211301  | UPPER              | NO             |

**Luzerne, PENNSYLVANIA**

| Census Tract | Tract Income Class | Minority Tract |
|--------------|--------------------|----------------|
| 42079211302  | UPPER              | NO             |
| 42079211303  | UPPER              | NO             |
| 42079211304  | MIDDLE             | NO             |
| 42079211400  | UPPER              | NO             |
| 42079211500  | MIDDLE             | NO             |
| 42079211600  | MIDDLE             | NO             |
| 42079211701  | MIDDLE             | NO             |
| 42079211702  | UPPER              | NO             |
| 42079211800  | UPPER              | NO             |
| 42079211900  | UPPER              | NO             |
| 42079212000  | MIDDLE             | NO             |
| 42079212100  | MIDDLE             | NO             |
| 42079212200  | MIDDLE             | NO             |
| 42079212300  | MIDDLE             | NO             |
| 42079212700  | MODERATE           | NO             |
| 42079212800  | UPPER              | NO             |
| 42079212900  | MIDDLE             | NO             |
| 42079213000  | MIDDLE             | NO             |
| 42079213100  | MIDDLE             | NO             |
| 42079213200  | MODERATE           | NO             |
| 42079213300  | MIDDLE             | NO             |
| 42079213400  | MIDDLE             | NO             |
| 42079213600  | MODERATE           | NO             |
| 42079213700  | MODERATE           | NO             |
| 42079213800  | MODERATE           | NO             |
| 42079213900  | MIDDLE             | NO             |
| 42079214100  | MODERATE           | NO             |

**Luzerne, PENNSYLVANIA**

| Census Tract | Tract Income Class | Minority Tract |
|--------------|--------------------|----------------|
| 42079214200  | MODERATE           | NO             |
| 42079214300  | MODERATE           | NO             |
| 42079214400  | MIDDLE             | NO             |
| 42079214500  | MIDDLE             | NO             |
| 42079214600  | MIDDLE             | NO             |
| 42079214900  | MIDDLE             | NO             |
| 42079215000  | MIDDLE             | NO             |
| 42079215100  | MODERATE           | NO             |
| 42079215200  | MIDDLE             | NO             |
| 42079215300  | UPPER              | NO             |
| 42079215400  | MIDDLE             | NO             |
| 42079215501  | UPPER              | NO             |
| 42079215502  | UPPER              | NO             |
| 42079215503  | UPPER              | NO             |
| 42079215504  | MIDDLE             | NO             |
| 42079215600  | MIDDLE             | NO             |
| 42079215701  | MIDDLE             | NO             |
| 42079215702  | MIDDLE             | NO             |
| 42079215800  | MIDDLE             | NO             |
| 42079215900  | MIDDLE             | NO             |
| 42079216100  | MIDDLE             | NO             |
| 42079216200  | MIDDLE             | NO             |
| 42079216400  | MIDDLE             | NO             |
| 42079216501  | MIDDLE             | NO             |
| 42079216502  | UPPER              | NO             |
| 42079216601  | UPPER              | NO             |
| 42079216602  | UPPER              | NO             |



**Luzerne, PENNSYLVANIA**

| Census Tract | Tract Income Class | Minority Tract |
|--------------|--------------------|----------------|
| 42079216700  | MODERATE           | NO             |
| 42079216800  | MIDDLE             | NO             |
| 42079216900  | MIDDLE             | NO             |
| 42079217001  | MODERATE           | NO             |
| 42079217002  | MIDDLE             | NO             |
| 42079217100  | MODERATE           | YES            |
| 42079217200  | LOW                | YES            |
| 42079217300  | MIDDLE             | NO             |
| 42079217400  | LOW                | YES            |
| 42079217500  | MODERATE           | YES            |
| 42079217600  | LOW                | YES            |
| 42079217700  | MODERATE           | YES            |
| 42079217800  | MODERATE           | YES            |
| 42079217900  | MODERATE           | YES            |
| 42079218000  | MIDDLE             | NO             |

**Luzerne, PENNSYLVANIA**

| Census Tract                                | Tract Income Class | Minority Tract |
|---|--------------------|----------------|
| <b>Summary Data: Luzerne</b>                |                    |                |
| <b>Number of Census Tracts</b>              |                    | 101            |
| <b>Number of Minority Tracts</b>            |                    | 16             |
| <b>Percentage of Minority Tracts</b>        |                    | 15.84%         |
| <b>Number of Low Income Tracts</b>          |                    | 3              |
| <b>Percentage of Low Income Tracts</b>      |                    | 2.97%          |
| <b>Number of Moderate Income Tracts</b>     |                    | 30             |
| <b>Percentage of Moderate Income Tracts</b> |                    | 29.70%         |
| <b>Number of Middle Income Tracts</b>       |                    | 47             |
| <b>Percentage of Middle Income Tracts</b>   |                    | 46.53%         |
| <b>Number of Upper Income Tracts</b>        |                    | 20             |
| <b>Percentage of Upper Income Tracts</b>    |                    | 19.80%         |
| <b>Number of NA Income Tracts</b>           |                    | 1              |
| <b>Percentage of NA Income Tracts</b>       |                    | 0.99%          |

**Lycoming, PENNSYLVANIA**

| Census Tract | Tract Income Class | Minority Tract |
|--------------|--------------------|----------------|
| 42081000100  | MIDDLE             | NO             |
| 42081000200  | UPPER              | NO             |
| 42081000300  | MODERATE           | NO             |
| 42081000400  | LOW                | NO             |
| 42081000500  | MIDDLE             | NO             |

**Lycoming, PENNSYLVANIA**

| Census Tract | Tract Income Class | Minority Tract |
|--------------|--------------------|----------------|
| 42081000600  | MIDDLE             | NO             |
| 42081000800  | NA                 | NO             |
| 42081000900  | MIDDLE             | NO             |
| 42081001000  | MIDDLE             | NO             |
| 42081010100  | MIDDLE             | NO             |
| 42081010200  | MIDDLE             | NO             |
| 42081010300  | MIDDLE             | NO             |
| 42081010400  | MIDDLE             | NO             |
| 42081010501  | MIDDLE             | NO             |
| 42081010502  | MIDDLE             | NO             |
| 42081010600  | MIDDLE             | NO             |
| 42081010700  | MIDDLE             | NO             |
| 42081010800  | MIDDLE             | NO             |
| 42081010900  | UPPER              | NO             |
| 42081011000  | MIDDLE             | NO             |
| 42081011100  | MIDDLE             | NO             |
| 42081011200  | UPPER              | NO             |
| 42081011301  | MIDDLE             | NO             |
| 42081011302  | MIDDLE             | NO             |
| 42081011400  | MIDDLE             | NO             |
| 42081011601  | MIDDLE             | NO             |
| 42081011603  | UPPER              | NO             |
| 42081011604  | UPPER              | NO             |
| 42081011701  | MIDDLE             | NO             |
| 42081011702  | MIDDLE             | NO             |
| 42081011800  | UPPER              | NO             |
| 42081011900  | MIDDLE             | NO             |



**Lycoming, PENNSYLVANIA**

| Census Tract                         | Tract Income Class | Minority Tract |
|--------------------------------------|--------------------|----------------|
| <b>Summary Data: Lycoming</b>        |                    |                |
| Number of Census Tracts              |                    | 32             |
| Number of Minority Tracts            |                    | 0              |
| Percentage of Minority Tracts        |                    | 0.00%          |
| Number of Low Income Tracts          |                    | 1              |
| Percentage of Low Income Tracts      |                    | 3.13%          |
| Number of Moderate Income Tracts     |                    | 1              |
| Percentage of Moderate Income Tracts |                    | 3.13%          |
| Number of Middle Income Tracts       |                    | 23             |
| Percentage of Middle Income Tracts   |                    | 71.88%         |
| Number of Upper Income Tracts        |                    | 6              |
| Percentage of Upper Income Tracts    |                    | 18.75%         |
| Number of NA Income Tracts           |                    | 1              |
| Percentage of NA Income Tracts       |                    | 3.13%          |

**McKean, PENNSYLVANIA**

| Census Tract | Tract Income Class | Minority Tract |
|--------------|--------------------|----------------|
| 42083420100  | MIDDLE             | NO             |
| 42083420200  | MODERATE           | NO             |
| 42083420300  | MODERATE           | NO             |
| 42083420400  | MIDDLE             | NO             |
| 42083420500  | MIDDLE             | NO             |

**McKean, PENNSYLVANIA**

| Census Tract                         | Tract Income Class | Minority Tract |
|--------------------------------------|--------------------|----------------|
| 42083420600                          | MIDDLE             | NO             |
| 42083420700                          | MIDDLE             | NO             |
| 42083420800                          | MIDDLE             | NO             |
| 42083420900                          | MIDDLE             | NO             |
| 42083421000                          | MIDDLE             | NO             |
| 42083421100                          | MIDDLE             | NO             |
| 42083421200                          | MIDDLE             | NO             |
| <b>Summary Data: McKean</b>          |                    |                |
| Number of Census Tracts              |                    | 12             |
| Number of Minority Tracts            |                    | 0              |
| Percentage of Minority Tracts        |                    | 0.00%          |
| Number of Low Income Tracts          |                    | 0              |
| Percentage of Low Income Tracts      |                    | 0.00%          |
| Number of Moderate Income Tracts     |                    | 2              |
| Percentage of Moderate Income Tracts |                    | 16.67%         |
| Number of Middle Income Tracts       |                    | 10             |
| Percentage of Middle Income Tracts   |                    | 83.33%         |
| Number of Upper Income Tracts        |                    | 0              |
| Percentage of Upper Income Tracts    |                    | 0.00%          |
| Number of NA Income Tracts           |                    | 0              |
| Percentage of NA Income Tracts       |                    | 0.00%          |

**Mercer, PENNSYLVANIA**

| Census Tract | Tract Income Class | Minority Tract |
|--------------|--------------------|----------------|
| 42085030100  | MODERATE           | NO             |
| 42085030300  | MIDDLE             | NO             |
| 42085030400  | MIDDLE             | NO             |
| 42085030500  | MIDDLE             | NO             |
| 42085030900  | MODERATE           | NO             |
| 42085031100  | MIDDLE             | NO             |
| 42085031200  | UPPER              | NO             |
| 42085031300  | UPPER              | NO             |
| 42085031400  | MIDDLE             | NO             |
| 42085031700  | MIDDLE             | NO             |
| 42085031800  | MIDDLE             | NO             |
| 42085031900  | MIDDLE             | NO             |
| 42085032000  | MODERATE           | NO             |
| 42085032100  | MIDDLE             | NO             |
| 42085032200  | MIDDLE             | NO             |
| 42085032300  | UPPER              | NO             |
| 42085032401  | MIDDLE             | NO             |
| 42085032402  | UPPER              | NO             |
| 42085032403  | UPPER              | NO             |
| 42085032502  | UPPER              | NO             |
| 42085032503  | MIDDLE             | NO             |
| 42085032504  | MIDDLE             | NO             |
| 42085032505  | MIDDLE             | NO             |
| 42085032601  | UPPER              | NO             |
| 42085032602  | MIDDLE             | NO             |
| 42085032701  | UPPER              | NO             |
| 42085032702  | MIDDLE             | NO             |





**Mercer, PENNSYLVANIA**

| Census Tract | Tract Income Class | Minority Tract |
|--------------|--------------------|----------------|
| 42085032801  | UPPER              | NO             |
| 42085032802  | UPPER              | NO             |
| 42085032900  | UPPER              | NO             |
| 42085033000  | MIDDLE             | NO             |
| 42085033100  | UPPER              | NO             |
| 42085033200  | LOW                | NO             |
| 42085033300  | MIDDLE             | NO             |
| 42085033400  | LOW                | YES            |

**Summary Data: Mercer**

|                                      |        |
|--------------------------------------|--------|
| Number of Census Tracts              | 35     |
| Number of Minority Tracts            | 1      |
| Percentage of Minority Tracts        | 2.86%  |
| Number of Low Income Tracts          | 2      |
| Percentage of Low Income Tracts      | 5.71%  |
| Number of Moderate Income Tracts     | 3      |
| Percentage of Moderate Income Tracts | 8.57%  |
| Number of Middle Income Tracts       | 18     |
| Percentage of Middle Income Tracts   | 51.43% |
| Number of Upper Income Tracts        | 12     |
| Percentage of Upper Income Tracts    | 34.29% |
| Number of NA Income Tracts           | 0      |
| Percentage of NA Income Tracts       | 0.00%  |

**Mifflin, PENNSYLVANIA**

| Census Tract | Tract Income Class | Minority Tract |
|--------------|--------------------|----------------|
| 42087960100  | MIDDLE             | NO             |
| 42087960200  | MIDDLE             | NO             |
| 42087960300  | MIDDLE             | NO             |
| 42087960400  | MIDDLE             | NO             |
| 42087960500  | MIDDLE             | NO             |
| 42087960600  | MIDDLE             | NO             |
| 42087960700  | MODERATE           | NO             |
| 42087960800  | MODERATE           | NO             |
| 42087960900  | MODERATE           | NO             |
| 42087961000  | UPPER              | NO             |
| 42087961101  | MIDDLE             | NO             |
| 42087961102  | MIDDLE             | NO             |
| 42087961200  | MIDDLE             | NO             |

**Mifflin, PENNSYLVANIA**

| Census Tract | Tract Income Class | Minority Tract |
|--------------|--------------------|----------------|
|--------------|--------------------|----------------|

**Summary Data: Mifflin**

|                                      |        |
|--------------------------------------|--------|
| Number of Census Tracts              | 13     |
| Number of Minority Tracts            | 0      |
| Percentage of Minority Tracts        | 0.00%  |
| Number of Low Income Tracts          | 0      |
| Percentage of Low Income Tracts      | 0.00%  |
| Number of Moderate Income Tracts     | 3      |
| Percentage of Moderate Income Tracts | 23.08% |
| Number of Middle Income Tracts       | 9      |
| Percentage of Middle Income Tracts   | 69.23% |
| Number of Upper Income Tracts        | 1      |
| Percentage of Upper Income Tracts    | 7.69%  |
| Number of NA Income Tracts           | 0      |
| Percentage of NA Income Tracts       | 0.00%  |

**Monroe, PENNSYLVANIA**

| Census Tract | Tract Income Class | Minority Tract |
|--------------|--------------------|----------------|
| 42089300101  | MIDDLE             | NO             |
| 42089300103  | MIDDLE             | NO             |
| 42089300104  | UPPER              | NO             |
| 42089300201  | UPPER              | NO             |
| 42089300203  | MIDDLE             | YES            |



**Monroe, PENNSYLVANIA**

| Census Tract | Tract Income Class | Minority Tract |
|--------------|--------------------|----------------|
| 42089300204  | MIDDLE             | NO             |
| 42089300308  | MIDDLE             | YES            |
| 42089300311  | MIDDLE             | NO             |
| 42089300312  | MIDDLE             | NO             |
| 42089300313  | MIDDLE             | NO             |
| 42089300314  | MIDDLE             | NO             |
| 42089300315  | MIDDLE             | NO             |
| 42089300316  | MIDDLE             | NO             |
| 42089300317  | MIDDLE             | YES            |
| 42089300318  | MODERATE           | YES            |
| 42089300319  | MODERATE           | YES            |
| 42089300320  | MODERATE           | NO             |
| 42089300321  | MIDDLE             | YES            |
| 42089300322  | MIDDLE             | YES            |
| 42089300323  | NA                 | YES            |
| 42089300401  | MIDDLE             | NO             |
| 42089300404  | UPPER              | NO             |
| 42089300405  | MIDDLE             | NO             |
| 42089300406  | MIDDLE             | NO             |
| 42089300407  | MIDDLE             | NO             |
| 42089300501  | MIDDLE             | NO             |
| 42089300502  | MIDDLE             | NO             |
| 42089300600  | MIDDLE             | NO             |
| 42089300700  | MIDDLE             | NO             |
| 42089300801  | MODERATE           | NO             |
| 42089300802  | MIDDLE             | NO             |
| 42089300901  | MIDDLE             | NO             |

**Monroe, PENNSYLVANIA**

| Census Tract | Tract Income Class | Minority Tract |
|--------------|--------------------|----------------|
| 42089300902  | MODERATE           | NO             |
| 42089301002  | MIDDLE             | NO             |
| 42089301003  | UPPER              | YES            |
| 42089301004  | MIDDLE             | YES            |
| 42089301005  | UPPER              | NO             |
| 42089301101  | MIDDLE             | NO             |
| 42089301102  | MIDDLE             | NO             |
| 42089301202  | MIDDLE             | NO             |
| 42089301203  | MIDDLE             | NO             |
| 42089301204  | MIDDLE             | NO             |
| 42089301206  | MIDDLE             | NO             |
| 42089301207  | MIDDLE             | NO             |
| 42089301302  | MIDDLE             | NO             |
| 42089301303  | MIDDLE             | NO             |
| 42089301304  | MIDDLE             | NO             |
| 42089301403  | UPPER              | YES            |
| 42089301404  | MODERATE           | YES            |
| 42089301405  | UPPER              | NO             |
| 42089301406  | MIDDLE             | NO             |

**Monroe, PENNSYLVANIA**

| Census Tract                                | Tract Income Class | Minority Tract |
|---|--------------------|----------------|
| <b>Summary Data: Monroe</b>                 |                    |                |
| <b>Number of Census Tracts</b>              |                    | 51             |
| <b>Number of Minority Tracts</b>            |                    | 12             |
| <b>Percentage of Minority Tracts</b>        |                    | 23.53%         |
| <b>Number of Low Income Tracts</b>          |                    | 0              |
| <b>Percentage of Low Income Tracts</b>      |                    | 0.00%          |
| <b>Number of Moderate Income Tracts</b>     |                    | 6              |
| <b>Percentage of Moderate Income Tracts</b> |                    | 11.76%         |
| <b>Number of Middle Income Tracts</b>       |                    | 37             |
| <b>Percentage of Middle Income Tracts</b>   |                    | 72.55%         |
| <b>Number of Upper Income Tracts</b>        |                    | 7              |
| <b>Percentage of Upper Income Tracts</b>    |                    | 13.73%         |
| <b>Number of NA Income Tracts</b>           |                    | 1              |
| <b>Percentage of NA Income Tracts</b>       |                    | 1.96%          |

**Montgomery, PENNSYLVANIA**

| Census Tract | Tract Income Class | Minority Tract |
|--------------|--------------------|----------------|
| 42091200103  | MIDDLE             | NO             |
| 42091200104  | MIDDLE             | NO             |
| 42091200105  | MIDDLE             | NO             |
| 42091200106  | MIDDLE             | NO             |
| 42091200200  | MIDDLE             | NO             |



**Montgomery, PENNSYLVANIA**

| Census Tract | Tract Income Class | Minority Tract |
|--------------|--------------------|----------------|
| 42091200301  | MODERATE           | NO             |
| 42091200305  | MIDDLE             | NO             |
| 42091200306  | MIDDLE             | NO             |
| 42091200307  | MODERATE           | NO             |
| 42091200308  | MIDDLE             | NO             |
| 42091200309  | MIDDLE             | NO             |
| 42091200310  | UPPER              | NO             |
| 42091200401  | MIDDLE             | NO             |
| 42091200402  | MIDDLE             | NO             |
| 42091200501  | MIDDLE             | NO             |
| 42091200502  | LOW                | NO             |
| 42091200505  | UPPER              | NO             |
| 42091200506  | MIDDLE             | NO             |
| 42091200507  | MIDDLE             | NO             |
| 42091200602  | MIDDLE             | NO             |
| 42091200603  | MIDDLE             | NO             |
| 42091200605  | UPPER              | NO             |
| 42091200606  | MIDDLE             | NO             |
| 42091200607  | UPPER              | NO             |
| 42091200703  | MIDDLE             | NO             |
| 42091200704  | MIDDLE             | NO             |
| 42091200707  | MIDDLE             | NO             |
| 42091200708  | MIDDLE             | NO             |
| 42091200800  | MODERATE           | NO             |
| 42091200901  | MODERATE           | NO             |
| 42091200902  | MODERATE           | NO             |
| 42091200903  | MODERATE           | NO             |

**Montgomery, PENNSYLVANIA**

| Census Tract | Tract Income Class | Minority Tract |
|--------------|--------------------|----------------|
| 42091200906  | MIDDLE             | NO             |
| 42091200907  | MIDDLE             | NO             |
| 42091200908  | MODERATE           | NO             |
| 42091201003  | MIDDLE             | NO             |
| 42091201004  | MIDDLE             | NO             |
| 42091201005  | UPPER              | NO             |
| 42091201006  | UPPER              | NO             |
| 42091201100  | MIDDLE             | NO             |
| 42091201201  | UPPER              | NO             |
| 42091201203  | UPPER              | NO             |
| 42091201204  | MODERATE           | NO             |
| 42091201301  | MODERATE           | NO             |
| 42091201302  | MODERATE           | NO             |
| 42091201404  | UPPER              | NO             |
| 42091201406  | MIDDLE             | NO             |
| 42091201407  | MIDDLE             | NO             |
| 42091201408  | UPPER              | NO             |
| 42091201409  | UPPER              | NO             |
| 42091201410  | MIDDLE             | NO             |
| 42091201411  | UPPER              | NO             |
| 42091201501  | MIDDLE             | NO             |
| 42091201502  | UPPER              | NO             |
| 42091201603  | MODERATE           | YES            |
| 42091201604  | MIDDLE             | NO             |
| 42091201605  | MIDDLE             | NO             |
| 42091201606  | MODERATE           | YES            |
| 42091201607  | MIDDLE             | NO             |

**Montgomery, PENNSYLVANIA**

| Census Tract | Tract Income Class | Minority Tract |
|--------------|--------------------|----------------|
| 42091201608  | MIDDLE             | NO             |
| 42091201703  | MIDDLE             | NO             |
| 42091201704  | MODERATE           | NO             |
| 42091201705  | MIDDLE             | NO             |
| 42091201706  | MIDDLE             | NO             |
| 42091201800  | MIDDLE             | NO             |
| 42091201901  | UPPER              | NO             |
| 42091201902  | MIDDLE             | NO             |
| 42091202000  | MIDDLE             | NO             |
| 42091202100  | MIDDLE             | NO             |
| 42091202201  | MIDDLE             | NO             |
| 42091202202  | MIDDLE             | YES            |
| 42091202301  | UPPER              | NO             |
| 42091202302  | MIDDLE             | NO             |
| 42091202401  | LOW                | YES            |
| 42091202402  | MIDDLE             | YES            |
| 42091202500  | MIDDLE             | YES            |
| 42091202602  | UPPER              | NO             |
| 42091202603  | MIDDLE             | NO             |
| 42091202604  | UPPER              | NO             |
| 42091203000  | MIDDLE             | NO             |
| 42091203103  | UPPER              | NO             |
| 42091203104  | UPPER              | NO             |
| 42091203105  | UPPER              | NO             |
| 42091203106  | MIDDLE             | NO             |
| 42091203203  | MIDDLE             | NO             |
| 42091203204  | UPPER              | NO             |



**Montgomery, PENNSYLVANIA**

| Census Tract | Tract Income Class | Minority Tract |
|--------------|--------------------|----------------|
| 42091203205  | UPPER              | NO             |
| 42091203207  | UPPER              | NO             |
| 42091203208  | UPPER              | NO             |
| 42091203302  | MIDDLE             | NO             |
| 42091203303  | MIDDLE             | NO             |
| 42091203304  | MIDDLE             | NO             |
| 42091203401  | MODERATE           | NO             |
| 42091203402  | MIDDLE             | NO             |
| 42091203403  | MODERATE           | NO             |
| 42091203500  | MODERATE           | YES            |
| 42091203601  | NA                 | YES            |
| 42091203602  | MODERATE           | YES            |
| 42091203701  | MODERATE           | YES            |
| 42091203801  | LOW                | YES            |
| 42091203803  | MODERATE           | YES            |
| 42091203804  | LOW                | YES            |
| 42091203901  | LOW                | YES            |
| 42091203902  | MODERATE           | YES            |
| 42091204002  | MIDDLE             | NO             |
| 42091204007  | MODERATE           | NO             |
| 42091204008  | MIDDLE             | NO             |
| 42091204009  | UPPER              | NO             |
| 42091204010  | UPPER              | NO             |
| 42091204101  | MIDDLE             | NO             |
| 42091204103  | UPPER              | NO             |
| 42091204104  | MIDDLE             | NO             |
| 42091204200  | UPPER              | NO             |

**Montgomery, PENNSYLVANIA**

| Census Tract | Tract Income Class | Minority Tract |
|--------------|--------------------|----------------|
| 42091204300  | MIDDLE             | NO             |
| 42091204400  | UPPER              | NO             |
| 42091204500  | UPPER              | NO             |
| 42091204600  | UPPER              | NO             |
| 42091204701  | UPPER              | NO             |
| 42091204702  | MIDDLE             | NO             |
| 42091204800  | UPPER              | NO             |
| 42091204900  | UPPER              | NO             |
| 42091205000  | MIDDLE             | NO             |
| 42091205100  | UPPER              | NO             |
| 42091205200  | UPPER              | NO             |
| 42091205300  | MODERATE           | NO             |
| 42091205401  | UPPER              | NO             |
| 42091205402  | UPPER              | NO             |
| 42091205501  | UPPER              | NO             |
| 42091205502  | UPPER              | NO             |
| 42091205503  | UPPER              | NO             |
| 42091205600  | UPPER              | NO             |
| 42091205700  | MODERATE           | NO             |
| 42091205805  | MIDDLE             | NO             |
| 42091205806  | MIDDLE             | NO             |
| 42091205807  | MIDDLE             | NO             |
| 42091205808  | MIDDLE             | NO             |
| 42091205809  | MIDDLE             | NO             |
| 42091205810  | MIDDLE             | YES            |
| 42091205811  | UPPER              | NO             |
| 42091205903  | UPPER              | NO             |

**Montgomery, PENNSYLVANIA**

| Census Tract | Tract Income Class | Minority Tract |
|--------------|--------------------|----------------|
| 42091205904  | UPPER              | NO             |
| 42091205905  | MIDDLE             | YES            |
| 42091205906  | MIDDLE             | NO             |
| 42091206004  | MIDDLE             | NO             |
| 42091206005  | MIDDLE             | NO             |
| 42091206006  | MIDDLE             | NO             |
| 42091206007  | MIDDLE             | NO             |
| 42091206104  | MIDDLE             | NO             |
| 42091206105  | UPPER              | NO             |
| 42091206106  | MIDDLE             | NO             |
| 42091206107  | MIDDLE             | NO             |
| 42091206108  | UPPER              | NO             |
| 42091206201  | MODERATE           | NO             |
| 42091206202  | MODERATE           | NO             |
| 42091206300  | UPPER              | NO             |
| 42091206400  | MIDDLE             | NO             |
| 42091206501  | UPPER              | NO             |
| 42091206502  | MIDDLE             | NO             |
| 42091206600  | MODERATE           | NO             |
| 42091206703  | UPPER              | NO             |
| 42091206704  | UPPER              | NO             |
| 42091206801  | UPPER              | NO             |
| 42091206802  | MIDDLE             | NO             |
| 42091206901  | MIDDLE             | NO             |
| 42091206904  | MODERATE           | NO             |
| 42091206905  | MIDDLE             | NO             |
| 42091206906  | MIDDLE             | NO             |



**Montgomery, PENNSYLVANIA**

| Census Tract | Tract Income Class | Minority Tract |
|--------------|--------------------|----------------|
| 42091207001  | UPPER              | NO             |
| 42091207003  | UPPER              | NO             |
| 42091207004  | MIDDLE             | NO             |
| 42091207101  | MIDDLE             | NO             |
| 42091207103  | MIDDLE             | NO             |
| 42091207104  | MODERATE           | NO             |
| 42091207201  | MODERATE           | NO             |
| 42091207202  | MODERATE           | NO             |
| 42091207300  | MODERATE           | NO             |
| 42091207400  | MIDDLE             | NO             |
| 42091207500  | MIDDLE             | NO             |
| 42091207600  | MIDDLE             | NO             |
| 42091207800  | MIDDLE             | NO             |
| 42091207900  | MIDDLE             | NO             |
| 42091208000  | MIDDLE             | NO             |
| 42091208100  | MODERATE           | NO             |
| 42091208201  | MIDDLE             | NO             |
| 42091208203  | MIDDLE             | NO             |
| 42091208204  | MIDDLE             | NO             |
| 42091208301  | MIDDLE             | NO             |
| 42091208303  | MIDDLE             | NO             |
| 42091208304  | MIDDLE             | NO             |
| 42091208400  | MIDDLE             | NO             |
| 42091208500  | MIDDLE             | NO             |
| 42091208601  | MIDDLE             | NO             |
| 42091208603  | MIDDLE             | NO             |
| 42091208604  | MODERATE           | NO             |

**Montgomery, PENNSYLVANIA**

| Census Tract | Tract Income Class | Minority Tract |
|--------------|--------------------|----------------|
| 42091208702  | MIDDLE             | NO             |
| 42091208703  | MODERATE           | NO             |
| 42091208704  | MODERATE           | NO             |
| 42091208801  | LOW                | NO             |
| 42091208802  | LOW                | NO             |
| 42091208901  | LOW                | NO             |
| 42091208903  | LOW                | NO             |
| 42091208904  | MODERATE           | YES            |
| 42091208905  | MODERATE           | NO             |
| 42091208906  | MODERATE           | NO             |
| 42091209000  | MODERATE           | YES            |
| 42091209100  | MIDDLE             | NO             |
| 42091209201  | MODERATE           | NO             |
| 42091209202  | MODERATE           | NO             |
| 42091210100  | MIDDLE             | NO             |
| 42091210200  | MIDDLE             | NO             |
| 42091210300  | MIDDLE             | NO             |
| 42091210400  | MIDDLE             | NO             |
| 42091210500  | UPPER              | NO             |
| 42091210600  | MIDDLE             | NO             |
| 42091210700  | UPPER              | NO             |
| 42091980000  | NA                 | NO             |
| 42091980100  | NA                 | YES            |
| 42091980200  | NA                 | YES            |
| 42091980300  | NA                 | YES            |

**Montgomery, PENNSYLVANIA**

| Census Tract                                | Tract Income Class | Minority Tract |
|---|--------------------|----------------|
| <b>Summary Data: Montgomery</b>             |                    |                |
| <b>Number of Census Tracts</b>              |                    | 219            |
| <b>Number of Minority Tracts</b>            |                    | 22             |
| <b>Percentage of Minority Tracts</b>        |                    | 10.05%         |
| <b>Number of Low Income Tracts</b>          |                    | 9              |
| <b>Percentage of Low Income Tracts</b>      |                    | 4.11%          |
| <b>Number of Moderate Income Tracts</b>     |                    | 41             |
| <b>Percentage of Moderate Income Tracts</b> |                    | 18.72%         |
| <b>Number of Middle Income Tracts</b>       |                    | 108            |
| <b>Percentage of Middle Income Tracts</b>   |                    | 49.32%         |
| <b>Number of Upper Income Tracts</b>        |                    | 56             |
| <b>Percentage of Upper Income Tracts</b>    |                    | 25.57%         |
| <b>Number of NA Income Tracts</b>           |                    | 5              |
| <b>Percentage of NA Income Tracts</b>       |                    | 2.28%          |

**Montour, PENNSYLVANIA**

| Census Tract | Tract Income Class | Minority Tract |
|--------------|--------------------|----------------|
| 42093050100  | MIDDLE             | NO             |
| 42093050200  | MIDDLE             | NO             |
| 42093050300  | MIDDLE             | NO             |
| 42093050400  | UPPER              | NO             |



**Montour, PENNSYLVANIA**

| Census Tract                         | Tract Income Class | Minority Tract |
|--------------------------------------|--------------------|----------------|
| <b>Summary Data: Montour</b>         |                    |                |
| Number of Census Tracts              |                    | 4              |
| Number of Minority Tracts            |                    | 0              |
| Percentage of Minority Tracts        |                    | 0.00%          |
| Number of Low Income Tracts          |                    | 0              |
| Percentage of Low Income Tracts      |                    | 0.00%          |
| Number of Moderate Income Tracts     |                    | 0              |
| Percentage of Moderate Income Tracts |                    | 0.00%          |
| Number of Middle Income Tracts       |                    | 3              |
| Percentage of Middle Income Tracts   |                    | 75.00%         |
| Number of Upper Income Tracts        |                    | 1              |
| Percentage of Upper Income Tracts    |                    | 25.00%         |
| Number of NA Income Tracts           |                    | 0              |
| Percentage of NA Income Tracts       |                    | 0.00%          |

**Northampton, PENNSYLVANIA**

| Census Tract | Tract Income Class | Minority Tract |
|--------------|--------------------|----------------|
| 42095010100  | MIDDLE             | NO             |
| 42095010200  | UPPER              | NO             |
| 42095010300  | MIDDLE             | NO             |
| 42095010400  | MIDDLE             | NO             |
| 42095010500  | LOW                | YES            |

**Northampton, PENNSYLVANIA**

| Census Tract | Tract Income Class | Minority Tract |
|--------------|--------------------|----------------|
| 42095010601  | MIDDLE             | NO             |
| 42095010602  | MODERATE           | NO             |
| 42095010700  | MODERATE           | NO             |
| 42095010800  | MODERATE           | NO             |
| 42095010900  | MODERATE           | YES            |
| 42095011000  | MODERATE           | YES            |
| 42095011100  | LOW                | NO             |
| 42095011200  | MODERATE           | YES            |
| 42095011300  | MODERATE           | YES            |
| 42095014100  | UPPER              | NO             |
| 42095014200  | MODERATE           | YES            |
| 42095014300  | MODERATE           | YES            |
| 42095014400  | MODERATE           | NO             |
| 42095014500  | MIDDLE             | YES            |
| 42095014600  | MODERATE           | YES            |
| 42095014700  | MIDDLE             | YES            |
| 42095015202  | MIDDLE             | NO             |
| 42095015203  | MODERATE           | NO             |
| 42095015300  | MIDDLE             | NO             |
| 42095015400  | MIDDLE             | NO             |
| 42095015500  | MIDDLE             | NO             |
| 42095015600  | MIDDLE             | NO             |
| 42095015700  | MODERATE           | NO             |
| 42095015801  | MIDDLE             | NO             |
| 42095015802  | MIDDLE             | NO             |
| 42095015901  | MIDDLE             | NO             |
| 42095015902  | UPPER              | NO             |

**Northampton, PENNSYLVANIA**

| Census Tract | Tract Income Class | Minority Tract |
|--------------|--------------------|----------------|
| 42095016001  | MIDDLE             | NO             |
| 42095016002  | MODERATE           | NO             |
| 42095016100  | MODERATE           | NO             |
| 42095016201  | MIDDLE             | NO             |
| 42095016202  | MIDDLE             | NO             |
| 42095016300  | MIDDLE             | NO             |
| 42095016400  | MIDDLE             | NO             |
| 42095016500  | MIDDLE             | NO             |
| 42095016600  | MODERATE           | NO             |
| 42095016700  | UPPER              | NO             |
| 42095016801  | MIDDLE             | NO             |
| 42095016802  | MODERATE           | NO             |
| 42095016901  | UPPER              | NO             |
| 42095016902  | UPPER              | NO             |
| 42095017000  | MIDDLE             | NO             |
| 42095017101  | UPPER              | NO             |
| 42095017103  | UPPER              | NO             |
| 42095017104  | UPPER              | NO             |
| 42095017200  | MIDDLE             | NO             |
| 42095017300  | MIDDLE             | NO             |
| 42095017402  | UPPER              | NO             |
| 42095017403  | UPPER              | NO             |
| 42095017404  | UPPER              | NO             |
| 42095017501  | MIDDLE             | NO             |
| 42095017502  | UPPER              | NO             |
| 42095017603  | MIDDLE             | NO             |
| 42095017604  | UPPER              | NO             |



**Northampton, PENNSYLVANIA**

| Census Tract | Tract Income Class | Minority Tract |
|--------------|--------------------|----------------|
| 42095017605  | UPPER              | NO             |
| 42095017606  | UPPER              | NO             |
| 42095017607  | UPPER              | NO             |
| 42095017702  | UPPER              | NO             |
| 42095017703  | MIDDLE             | NO             |
| 42095017704  | UPPER              | NO             |
| 42095017800  | MIDDLE             | YES            |
| 42095017901  | MIDDLE             | NO             |
| 42095017902  | MIDDLE             | NO             |
| 42095018001  | UPPER              | NO             |
| 42095018003  | UPPER              | NO             |
| 42095018004  | MIDDLE             | NO             |
| 42095018100  | MIDDLE             | NO             |
| 42095018200  | MIDDLE             | NO             |
| 42095018300  | MIDDLE             | NO             |

**Northampton, PENNSYLVANIA**

| Census Tract                                | Tract Income Class | Minority Tract |
|---|--------------------|----------------|
| <b>Summary Data: Northampton</b>            |                    |                |
| <b>Number of Census Tracts</b>              |                    | 74             |
| <b>Number of Minority Tracts</b>            |                    | 11             |
| <b>Percentage of Minority Tracts</b>        |                    | 14.86%         |
| <b>Number of Low Income Tracts</b>          |                    | 2              |
| <b>Percentage of Low Income Tracts</b>      |                    | 2.70%          |
| <b>Number of Moderate Income Tracts</b>     |                    | 17             |
| <b>Percentage of Moderate Income Tracts</b> |                    | 22.97%         |
| <b>Number of Middle Income Tracts</b>       |                    | 34             |
| <b>Percentage of Middle Income Tracts</b>   |                    | 45.95%         |
| <b>Number of Upper Income Tracts</b>        |                    | 21             |
| <b>Percentage of Upper Income Tracts</b>    |                    | 28.38%         |
| <b>Number of NA Income Tracts</b>           |                    | 0              |
| <b>Percentage of NA Income Tracts</b>       |                    | 0.00%          |

**Northumberland, PENNSYLVANIA**

| Census Tract | Tract Income Class | Minority Tract |
|--------------|--------------------|----------------|
| 42097080100  | MIDDLE             | NO             |
| 42097080200  | MIDDLE             | NO             |
| 42097080301  | MIDDLE             | NO             |
| 42097080302  | MIDDLE             | NO             |
| 42097080400  | MIDDLE             | NO             |

**Northumberland, PENNSYLVANIA**

| Census Tract | Tract Income Class | Minority Tract |
|--------------|--------------------|----------------|
| 42097080500  | UPPER              | NO             |
| 42097080600  | MIDDLE             | NO             |
| 42097080700  | UPPER              | NO             |
| 42097080800  | UPPER              | NO             |
| 42097080900  | MIDDLE             | NO             |
| 42097081000  | MODERATE           | NO             |
| 42097081100  | MODERATE           | NO             |
| 42097081200  | MIDDLE             | NO             |
| 42097081300  | MODERATE           | NO             |
| 42097081400  | MIDDLE             | NO             |
| 42097081500  | MIDDLE             | NO             |
| 42097081600  | MODERATE           | NO             |
| 42097081700  | MODERATE           | NO             |
| 42097081800  | MIDDLE             | NO             |
| 42097081900  | UPPER              | NO             |
| 42097082000  | MIDDLE             | NO             |
| 42097082100  | MIDDLE             | NO             |
| 42097082200  | MODERATE           | NO             |
| 42097082300  | MIDDLE             | NO             |
| 42097082400  | MIDDLE             | NO             |



**Northumberland, PENNSYLVANIA**

| Census Tract                         | Tract Income Class | Minority Tract |
|--------------------------------------|--------------------|----------------|
| <b>Summary Data: Northumberland</b>  |                    |                |
| Number of Census Tracts              |                    | 25             |
| Number of Minority Tracts            |                    | 0              |
| Percentage of Minority Tracts        |                    | 0.00%          |
| Number of Low Income Tracts          |                    | 0              |
| Percentage of Low Income Tracts      |                    | 0.00%          |
| Number of Moderate Income Tracts     |                    | 6              |
| Percentage of Moderate Income Tracts |                    | 24.00%         |
| Number of Middle Income Tracts       |                    | 15             |
| Percentage of Middle Income Tracts   |                    | 60.00%         |
| Number of Upper Income Tracts        |                    | 4              |
| Percentage of Upper Income Tracts    |                    | 16.00%         |
| Number of NA Income Tracts           |                    | 0              |
| Percentage of NA Income Tracts       |                    | 0.00%          |

**Perry, PENNSYLVANIA**

| Census Tract | Tract Income Class | Minority Tract |
|--------------|--------------------|----------------|
| 42099030100  | MIDDLE             | NO             |
| 42099030201  | MIDDLE             | NO             |
| 42099030202  | MIDDLE             | NO             |
| 42099030301  | MIDDLE             | NO             |
| 42099030302  | MIDDLE             | NO             |

**Perry, PENNSYLVANIA**

| Census Tract                         | Tract Income Class | Minority Tract |
|--------------------------------------|--------------------|----------------|
| 42099030400                          | MIDDLE             | NO             |
| 42099030501                          | MIDDLE             | NO             |
| 42099030502                          | MIDDLE             | NO             |
| 42099030601                          | MIDDLE             | NO             |
| 42099030602                          | MIDDLE             | NO             |
| <b>Summary Data: Perry</b>           |                    |                |
| Number of Census Tracts              |                    | 10             |
| Number of Minority Tracts            |                    | 0              |
| Percentage of Minority Tracts        |                    | 0.00%          |
| Number of Low Income Tracts          |                    | 0              |
| Percentage of Low Income Tracts      |                    | 0.00%          |
| Number of Moderate Income Tracts     |                    | 0              |
| Percentage of Moderate Income Tracts |                    | 0.00%          |
| Number of Middle Income Tracts       |                    | 10             |
| Percentage of Middle Income Tracts   |                    | 100.00%        |
| Number of Upper Income Tracts        |                    | 0              |
| Percentage of Upper Income Tracts    |                    | 0.00%          |
| Number of NA Income Tracts           |                    | 0              |
| Percentage of NA Income Tracts       |                    | 0.00%          |

**Philadelphia, PENNSYLVANIA**

| Census Tract | Tract Income Class | Minority Tract |
|--------------|--------------------|----------------|
|              |                    |                |

**Philadelphia, PENNSYLVANIA**

| Census Tract | Tract Income Class | Minority Tract |
|--------------|--------------------|----------------|
| 42101000101  | UPPER              | NO             |
| 42101000102  | UPPER              | NO             |
| 42101000200  | MIDDLE             | YES            |
| 42101000300  | UPPER              | NO             |
| 42101000401  | UPPER              | NO             |
| 42101000403  | UPPER              | NO             |
| 42101000404  | UPPER              | NO             |
| 42101000500  | UPPER              | YES            |
| 42101000600  | UPPER              | NO             |
| 42101000701  | UPPER              | NO             |
| 42101000702  | UPPER              | NO             |
| 42101000801  | UPPER              | NO             |
| 42101000803  | MIDDLE             | NO             |
| 42101000805  | UPPER              | NO             |
| 42101000806  | UPPER              | NO             |
| 42101000901  | UPPER              | NO             |
| 42101000902  | UPPER              | NO             |
| 42101001001  | UPPER              | NO             |
| 42101001002  | UPPER              | NO             |
| 42101001101  | UPPER              | NO             |
| 42101001102  | UPPER              | NO             |
| 42101001201  | UPPER              | NO             |
| 42101001203  | UPPER              | NO             |
| 42101001204  | UPPER              | NO             |
| 42101001301  | UPPER              | NO             |
| 42101001302  | UPPER              | NO             |
| 42101001400  | UPPER              | NO             |





**Philadelphia, PENNSYLVANIA**

| Census Tract | Tract Income Class | Minority Tract |
|--------------|--------------------|----------------|
| 42101001500  | UPPER              | NO             |
| 42101001600  | UPPER              | NO             |
| 42101001700  | UPPER              | NO             |
| 42101001800  | UPPER              | NO             |
| 42101001900  | UPPER              | NO             |
| 42101002000  | MODERATE           | YES            |
| 42101002100  | UPPER              | YES            |
| 42101002200  | MODERATE           | YES            |
| 42101002300  | MIDDLE             | NO             |
| 42101002400  | UPPER              | NO             |
| 42101002500  | MIDDLE             | NO             |
| 42101002701  | UPPER              | YES            |
| 42101002702  | UPPER              | NO             |
| 42101002801  | MIDDLE             | YES            |
| 42101002802  | MIDDLE             | NO             |
| 42101002900  | UPPER              | NO             |
| 42101003001  | MIDDLE             | YES            |
| 42101003002  | UPPER              | YES            |
| 42101003100  | MIDDLE             | YES            |
| 42101003200  | MODERATE           | YES            |
| 42101003300  | MODERATE           | YES            |
| 42101003600  | MODERATE           | YES            |
| 42101003701  | MODERATE           | YES            |
| 42101003702  | MODERATE           | YES            |
| 42101003800  | UPPER              | NO             |
| 42101003901  | MIDDLE             | NO             |
| 42101003902  | MIDDLE             | NO             |

**Philadelphia, PENNSYLVANIA**

| Census Tract | Tract Income Class | Minority Tract |
|--------------|--------------------|----------------|
| 42101004001  | MODERATE           | NO             |
| 42101004002  | UPPER              | NO             |
| 42101004101  | MIDDLE             | YES            |
| 42101004103  | MODERATE           | YES            |
| 42101004104  | MIDDLE             | YES            |
| 42101004201  | MIDDLE             | NO             |
| 42101004202  | MIDDLE             | NO             |
| 42101005400  | MIDDLE             | YES            |
| 42101005500  | MIDDLE             | YES            |
| 42101005600  | MODERATE           | YES            |
| 42101006000  | MODERATE           | YES            |
| 42101006100  | MODERATE           | YES            |
| 42101006200  | MODERATE           | YES            |
| 42101006300  | MODERATE           | YES            |
| 42101006400  | MODERATE           | YES            |
| 42101006500  | MODERATE           | YES            |
| 42101006600  | LOW                | YES            |
| 42101006700  | MODERATE           | YES            |
| 42101007000  | MODERATE           | YES            |
| 42101007101  | MODERATE           | YES            |
| 42101007102  | MODERATE           | YES            |
| 42101007200  | MODERATE           | YES            |
| 42101007300  | MODERATE           | YES            |
| 42101007400  | MODERATE           | YES            |
| 42101007700  | MIDDLE             | YES            |
| 42101007800  | UPPER              | NO             |
| 42101007900  | UPPER              | NO             |

**Philadelphia, PENNSYLVANIA**

| Census Tract | Tract Income Class | Minority Tract |
|--------------|--------------------|----------------|
| 42101008000  | MIDDLE             | YES            |
| 42101008101  | MODERATE           | YES            |
| 42101008102  | MODERATE           | YES            |
| 42101008200  | LOW                | YES            |
| 42101008301  | MODERATE           | YES            |
| 42101008302  | MODERATE           | YES            |
| 42101008400  | MODERATE           | YES            |
| 42101008500  | MODERATE           | YES            |
| 42101008601  | MIDDLE             | YES            |
| 42101008602  | MIDDLE             | YES            |
| 42101008701  | UPPER              | NO             |
| 42101008702  | UPPER              | YES            |
| 42101008801  | MODERATE           | YES            |
| 42101008802  | LOW                | YES            |
| 42101009000  | NA                 | NO             |
| 42101009100  | UPPER              | YES            |
| 42101009200  | MODERATE           | YES            |
| 42101009300  | MODERATE           | YES            |
| 42101009400  | LOW                | YES            |
| 42101009500  | MODERATE           | YES            |
| 42101009600  | MODERATE           | YES            |
| 42101009801  | MIDDLE             | YES            |
| 42101009802  | MIDDLE             | YES            |
| 42101010000  | MIDDLE             | YES            |
| 42101010100  | MODERATE           | YES            |
| 42101010200  | MODERATE           | YES            |
| 42101010300  | MODERATE           | YES            |



**Philadelphia, PENNSYLVANIA**


| Census Tract | Tract Income Class | Minority Tract |
|--------------|--------------------|----------------|
| 42101010400  | LOW                | YES            |
| 42101010500  | MODERATE           | YES            |
| 42101010600  | LOW                | YES            |
| 42101010700  | MODERATE           | YES            |
| 42101010800  | LOW                | YES            |
| 42101010900  | LOW                | YES            |
| 42101011000  | LOW                | YES            |
| 42101011100  | MODERATE           | YES            |
| 42101011200  | LOW                | YES            |
| 42101011300  | MODERATE           | YES            |
| 42101011400  | MODERATE           | YES            |
| 42101011500  | MIDDLE             | YES            |
| 42101011700  | UPPER              | YES            |
| 42101011800  | LOW                | YES            |
| 42101011900  | MIDDLE             | YES            |
| 42101012000  | UPPER              | YES            |
| 42101012100  | MODERATE           | YES            |
| 42101012201  | MIDDLE             | YES            |
| 42101012203  | UPPER              | YES            |
| 42101012204  | MIDDLE             | YES            |
| 42101012501  | UPPER              | NO             |
| 42101012502  | UPPER              | NO             |
| 42101013100  | LOW                | YES            |
| 42101013200  | MODERATE           | YES            |
| 42101013300  | UPPER              | NO             |
| 42101013401  | UPPER              | NO             |
| 42101013402  | UPPER              | NO             |

**Philadelphia, PENNSYLVANIA**

| Census Tract | Tract Income Class | Minority Tract |
|--------------|--------------------|----------------|
| 42101013500  | UPPER              | NO             |
| 42101013601  | UPPER              | NO             |
| 42101013602  | UPPER              | NO             |
| 42101013701  | UPPER              | YES            |
| 42101013702  | NA                 | YES            |
| 42101013800  | MODERATE           | YES            |
| 42101013900  | MODERATE           | YES            |
| 42101014000  | MODERATE           | YES            |
| 42101014100  | MODERATE           | YES            |
| 42101014201  | UPPER              | NO             |
| 42101014202  | UPPER              | NO             |
| 42101014300  | UPPER              | NO             |
| 42101014400  | UPPER              | NO             |
| 42101014500  | MODERATE           | YES            |
| 42101014600  | MIDDLE             | YES            |
| 42101014700  | LOW                | YES            |
| 42101014800  | LOW                | YES            |
| 42101014900  | NA                 | YES            |
| 42101015101  | MODERATE           | YES            |
| 42101015102  | MODERATE           | YES            |
| 42101015200  | MIDDLE             | YES            |
| 42101015300  | MODERATE           | YES            |
| 42101015600  | MODERATE           | YES            |
| 42101015700  | MIDDLE             | YES            |
| 42101015800  | UPPER              | NO             |
| 42101016001  | UPPER              | NO             |
| 42101016002  | UPPER              | NO             |

**Philadelphia, PENNSYLVANIA**

| Census Tract | Tract Income Class | Minority Tract |
|--------------|--------------------|----------------|
| 42101016100  | UPPER              | NO             |
| 42101016200  | MODERATE           | YES            |
| 42101016300  | LOW                | YES            |
| 42101016400  | MODERATE           | YES            |
| 42101016500  | NA                 | YES            |
| 42101016600  | LOW                | YES            |
| 42101016701  | MODERATE           | YES            |
| 42101016702  | MODERATE           | YES            |
| 42101016800  | LOW                | YES            |
| 42101016901  | MODERATE           | YES            |
| 42101016902  | LOW                | YES            |
| 42101017000  | MIDDLE             | YES            |
| 42101017100  | MODERATE           | YES            |
| 42101017201  | MIDDLE             | YES            |
| 42101017202  | MODERATE           | YES            |
| 42101017300  | MODERATE           | YES            |
| 42101017400  | LOW                | YES            |
| 42101017500  | LOW                | YES            |
| 42101017601  | LOW                | YES            |
| 42101017602  | LOW                | YES            |
| 42101017701  | NA                 | YES            |
| 42101017702  | LOW                | YES            |
| 42101017800  | LOW                | YES            |
| 42101017900  | LOW                | YES            |
| 42101018001  | MIDDLE             | NO             |
| 42101018002  | UPPER              | NO             |
| 42101018300  | MIDDLE             | NO             |



**Philadelphia, PENNSYLVANIA**


| Census Tract | Tract Income Class | Minority Tract |
|--------------|--------------------|----------------|
| 42101018400  | MIDDLE             | NO             |
| 42101018801  | LOW                | YES            |
| 42101018802  | MODERATE           | YES            |
| 42101019000  | MODERATE           | YES            |
| 42101019100  | MIDDLE             | YES            |
| 42101019200  | LOW                | YES            |
| 42101019501  | LOW                | YES            |
| 42101019502  | LOW                | YES            |
| 42101019700  | NA                 | YES            |
| 42101019800  | LOW                | YES            |
| 42101019900  | LOW                | YES            |
| 42101020000  | MODERATE           | YES            |
| 42101020101  | LOW                | YES            |
| 42101020102  | MODERATE           | YES            |
| 42101020200  | MODERATE           | YES            |
| 42101020300  | MODERATE           | YES            |
| 42101020400  | LOW                | YES            |
| 42101020500  | MODERATE           | YES            |
| 42101020600  | UPPER              | YES            |
| 42101020701  | UPPER              | NO             |
| 42101020702  | UPPER              | NO             |
| 42101020800  | UPPER              | NO             |
| 42101020900  | UPPER              | NO             |
| 42101021000  | MIDDLE             | NO             |
| 42101021100  | UPPER              | NO             |
| 42101021200  | UPPER              | NO             |
| 42101021300  | UPPER              | NO             |

**Philadelphia, PENNSYLVANIA**

| Census Tract | Tract Income Class | Minority Tract |
|--------------|--------------------|----------------|
| 42101021400  | UPPER              | NO             |
| 42101021500  | UPPER              | NO             |
| 42101021600  | UPPER              | NO             |
| 42101021700  | UPPER              | NO             |
| 42101021800  | MIDDLE             | NO             |
| 42101021900  | UPPER              | NO             |
| 42101022000  | UPPER              | NO             |
| 42101023100  | UPPER              | NO             |
| 42101023500  | UPPER              | NO             |
| 42101023600  | UPPER              | NO             |
| 42101023700  | UPPER              | YES            |
| 42101023800  | UPPER              | YES            |
| 42101023900  | MODERATE           | YES            |
| 42101024000  | UPPER              | YES            |
| 42101024100  | NA                 | YES            |
| 42101024200  | MIDDLE             | YES            |
| 42101024300  | MODERATE           | YES            |
| 42101024400  | MODERATE           | YES            |
| 42101024500  | MODERATE           | YES            |
| 42101024600  | LOW                | YES            |
| 42101024700  | MODERATE           | YES            |
| 42101024800  | MODERATE           | YES            |
| 42101024900  | LOW                | YES            |
| 42101025200  | MODERATE           | YES            |
| 42101025300  | MODERATE           | YES            |
| 42101025400  | UPPER              | YES            |
| 42101025500  | UPPER              | YES            |

**Philadelphia, PENNSYLVANIA**

| Census Tract | Tract Income Class | Minority Tract |
|--------------|--------------------|----------------|
| 42101025600  | UPPER              | YES            |
| 42101025700  | MIDDLE             | NO             |
| 42101025800  | MIDDLE             | YES            |
| 42101025900  | MIDDLE             | YES            |
| 42101026000  | MIDDLE             | YES            |
| 42101026100  | MIDDLE             | YES            |
| 42101026200  | MIDDLE             | YES            |
| 42101026301  | MIDDLE             | YES            |
| 42101026302  | MODERATE           | YES            |
| 42101026400  | MIDDLE             | YES            |
| 42101026500  | MIDDLE             | YES            |
| 42101026600  | MODERATE           | YES            |
| 42101026700  | MODERATE           | YES            |
| 42101026800  | MODERATE           | YES            |
| 42101026900  | UPPER              | YES            |
| 42101027000  | UPPER              | YES            |
| 42101027100  | MODERATE           | YES            |
| 42101027200  | MIDDLE             | YES            |
| 42101027300  | MODERATE           | YES            |
| 42101027401  | MIDDLE             | YES            |
| 42101027402  | MIDDLE             | YES            |
| 42101027500  | MIDDLE             | YES            |
| 42101027600  | MIDDLE             | YES            |
| 42101027700  | MODERATE           | YES            |
| 42101027800  | MODERATE           | YES            |
| 42101027901  | MIDDLE             | YES            |
| 42101027902  | MODERATE           | YES            |



**Philadelphia, PENNSYLVANIA**


| Census Tract | Tract Income Class | Minority Tract |
|--------------|--------------------|----------------|
| 42101028000  | MODERATE           | YES            |
| 42101028100  | MIDDLE             | YES            |
| 42101028200  | MODERATE           | YES            |
| 42101028300  | LOW                | YES            |
| 42101028400  | NA                 | YES            |
| 42101028500  | LOW                | YES            |
| 42101028600  | LOW                | YES            |
| 42101028700  | LOW                | YES            |
| 42101028800  | LOW                | YES            |
| 42101028901  | MODERATE           | YES            |
| 42101028902  | MODERATE           | YES            |
| 42101029000  | MODERATE           | YES            |
| 42101029100  | LOW                | YES            |
| 42101029200  | MIDDLE             | YES            |
| 42101029300  | MODERATE           | YES            |
| 42101029400  | LOW                | YES            |
| 42101029800  | MODERATE           | YES            |
| 42101029900  | MODERATE           | YES            |
| 42101030000  | LOW                | YES            |
| 42101030100  | MODERATE           | YES            |
| 42101030200  | MIDDLE             | YES            |
| 42101030501  | MODERATE           | YES            |
| 42101030502  | MODERATE           | YES            |
| 42101030600  | MIDDLE             | YES            |
| 42101030700  | MIDDLE             | YES            |
| 42101030800  | MIDDLE             | YES            |
| 42101030900  | MODERATE           | YES            |

**Philadelphia, PENNSYLVANIA**

| Census Tract | Tract Income Class | Minority Tract |
|--------------|--------------------|----------------|
| 42101031000  | MODERATE           | YES            |
| 42101031101  | MODERATE           | YES            |
| 42101031102  | MODERATE           | YES            |
| 42101031200  | MODERATE           | YES            |
| 42101031300  | MODERATE           | YES            |
| 42101031401  | MODERATE           | YES            |
| 42101031402  | MODERATE           | YES            |
| 42101031501  | MODERATE           | YES            |
| 42101031502  | MODERATE           | YES            |
| 42101031600  | MIDDLE             | YES            |
| 42101031700  | MIDDLE             | YES            |
| 42101031800  | MODERATE           | YES            |
| 42101031900  | MODERATE           | YES            |
| 42101032000  | MODERATE           | YES            |
| 42101032100  | MODERATE           | YES            |
| 42101032300  | LOW                | YES            |
| 42101032500  | MODERATE           | YES            |
| 42101032600  | MIDDLE             | YES            |
| 42101032900  | MODERATE           | YES            |
| 42101033000  | LOW                | YES            |
| 42101033101  | MIDDLE             | NO             |
| 42101033102  | MIDDLE             | NO             |
| 42101033200  | MIDDLE             | YES            |
| 42101033300  | UPPER              | NO             |
| 42101033400  | MIDDLE             | YES            |
| 42101033500  | MODERATE           | YES            |
| 42101033600  | MODERATE           | NO             |

**Philadelphia, PENNSYLVANIA**

| Census Tract | Tract Income Class | Minority Tract |
|--------------|--------------------|----------------|
| 42101033701  | MIDDLE             | NO             |
| 42101033702  | MIDDLE             | NO             |
| 42101033800  | MIDDLE             | NO             |
| 42101033900  | MIDDLE             | NO             |
| 42101034000  | UPPER              | NO             |
| 42101034100  | MIDDLE             | NO             |
| 42101034200  | MIDDLE             | NO             |
| 42101034400  | UPPER              | NO             |
| 42101034501  | MIDDLE             | NO             |
| 42101034502  | MODERATE           | NO             |
| 42101034600  | MIDDLE             | YES            |
| 42101034701  | MIDDLE             | YES            |
| 42101034702  | UPPER              | NO             |
| 42101034801  | MIDDLE             | NO             |
| 42101034802  | UPPER              | NO             |
| 42101034803  | UPPER              | NO             |
| 42101034900  | MIDDLE             | YES            |
| 42101035100  | UPPER              | NO             |
| 42101035200  | UPPER              | NO             |
| 42101035301  | MIDDLE             | NO             |
| 42101035302  | MIDDLE             | NO             |
| 42101035500  | UPPER              | NO             |
| 42101035601  | MIDDLE             | NO             |
| 42101035602  | UPPER              | NO             |
| 42101035701  | MODERATE           | YES            |
| 42101035702  | MODERATE           | NO             |
| 42101035800  | MIDDLE             | NO             |



**Philadelphia, PENNSYLVANIA**

| Census Tract | Tract Income Class | Minority Tract |
|--------------|--------------------|----------------|
| 42101035900  | MIDDLE             | NO             |
| 42101036000  | UPPER              | NO             |
| 42101036100  | UPPER              | NO             |
| 42101036201  | UPPER              | NO             |
| 42101036202  | UPPER              | NO             |
| 42101036203  | UPPER              | NO             |
| 42101036301  | UPPER              | NO             |
| 42101036302  | MIDDLE             | NO             |
| 42101036303  | UPPER              | NO             |
| 42101036400  | UPPER              | NO             |
| 42101036501  | MIDDLE             | NO             |
| 42101036502  | UPPER              | NO             |
| 42101036600  | UPPER              | NO             |
| 42101036700  | UPPER              | NO             |
| 42101036901  | NA                 | NO             |
| 42101036902  | UPPER              | YES            |
| 42101037200  | MIDDLE             | NO             |
| 42101037300  | UPPER              | NO             |
| 42101037500  | UPPER              | YES            |
| 42101037600  | UPPER              | YES            |
| 42101037700  | LOW                | YES            |
| 42101037800  | UPPER              | NO             |
| 42101037900  | MIDDLE             | NO             |
| 42101038000  | MODERATE           | YES            |
| 42101038100  | LOW                | YES            |
| 42101038200  | MODERATE           | YES            |
| 42101038301  | MODERATE           | YES            |

**Philadelphia, PENNSYLVANIA**

| Census Tract | Tract Income Class | Minority Tract |
|--------------|--------------------|----------------|
| 42101038400  | UPPER              | NO             |
| 42101038500  | UPPER              | NO             |
| 42101038600  | UPPER              | NO             |
| 42101038700  | UPPER              | NO             |
| 42101038800  | UPPER              | NO             |
| 42101038900  | MIDDLE             | YES            |
| 42101039001  | MODERATE           | YES            |
| 42101039002  | UPPER              | YES            |
| 42101039100  | LOW                | YES            |
| 42101980001  | NA                 | NO             |
| 42101980002  | NA                 | YES            |
| 42101980003  | NA                 | YES            |
| 42101980100  | NA                 | NO             |
| 42101980200  | UPPER              | NO             |
| 42101980300  | NA                 | NO             |
| 42101980400  | NA                 | NO             |
| 42101980500  | NA                 | YES            |
| 42101980600  | NA                 | YES            |
| 42101980701  | NA                 | NO             |
| 42101980702  | NA                 | YES            |
| 42101980800  | NA                 | YES            |
| 42101980901  | NA                 | YES            |
| 42101980902  | NA                 | NO             |
| 42101980903  | NA                 | YES            |
| 42101980904  | NA                 | YES            |
| 42101980905  | NA                 | NO             |
| 42101980906  | NA                 | NO             |

**Philadelphia, PENNSYLVANIA**

| Census Tract | Tract Income Class | Minority Tract |
|--------------|--------------------|----------------|
| 42101989100  | NA                 | YES            |
| 42101989200  | NA                 | YES            |
| 42101989300  | NA                 | YES            |

**Summary Data: Philadelphia**

|   |        |
|---|--------|
| <b>Number of Census Tracts</b>              | 408    |
| <b>Number of Minority Tracts</b>            | 262    |
| <b>Percentage of Minority Tracts</b>        | 64.22% |
| <b>Number of Low Income Tracts</b>          | 48     |
| <b>Percentage of Low Income Tracts</b>      | 11.76% |
| <b>Number of Moderate Income Tracts</b>     | 121    |
| <b>Percentage of Moderate Income Tracts</b> | 29.66% |
| <b>Number of Middle Income Tracts</b>       | 88     |
| <b>Percentage of Middle Income Tracts</b>   | 21.57% |
| <b>Number of Upper Income Tracts</b>        | 122    |
| <b>Percentage of Upper Income Tracts</b>    | 29.90% |
| <b>Number of NA Income Tracts</b>           | 29     |
| <b>Percentage of NA Income Tracts</b>       | 7.11%  |

**Pike, PENNSYLVANIA**

| Census Tract | Tract Income Class | Minority Tract |
|--------------|--------------------|----------------|
| 42103950102  | MODERATE           | NO             |
| 42103950103  | MODERATE           | NO             |



**Pike, PENNSYLVANIA**

| Census Tract | Tract Income Class | Minority Tract |
|--------------|--------------------|----------------|
| 42103950104  | MIDDLE             | NO             |
| 42103950202  | MODERATE           | NO             |
| 42103950203  | MODERATE           | NO             |
| 42103950204  | MIDDLE             | NO             |
| 42103950302  | MODERATE           | NO             |
| 42103950303  | MODERATE           | NO             |
| 42103950304  | MODERATE           | NO             |
| 42103950501  | MIDDLE             | NO             |
| 42103950503  | MODERATE           | NO             |
| 42103950504  | MODERATE           | NO             |
| 42103950601  | MIDDLE             | NO             |
| 42103950603  | MODERATE           | NO             |
| 42103950606  | MIDDLE             | NO             |
| 42103950607  | MIDDLE             | NO             |
| 42103950608  | MIDDLE             | NO             |
| 42103950701  | MODERATE           | NO             |
| 42103950702  | MODERATE           | NO             |
| 42103950803  | LOW                | NO             |
| 42103950804  | MODERATE           | YES            |
| 42103950805  | MODERATE           | YES            |
| 42103950806  | MODERATE           | YES            |
| 42103950901  | MODERATE           | NO             |
| 42103950902  | MODERATE           | NO             |

**Pike, PENNSYLVANIA**

| Census Tract                                | Tract Income Class | Minority Tract |
|---|--------------------|----------------|
| <b>Summary Data: Pike</b>                   |                    |                |
| <b>Number of Census Tracts</b>              |                    | 25             |
| <b>Number of Minority Tracts</b>            |                    | 3              |
| <b>Percentage of Minority Tracts</b>        |                    | 12.00%         |
| <b>Number of Low Income Tracts</b>          |                    | 1              |
| <b>Percentage of Low Income Tracts</b>      |                    | 4.00%          |
| <b>Number of Moderate Income Tracts</b>     |                    | 17             |
| <b>Percentage of Moderate Income Tracts</b> |                    | 68.00%         |
| <b>Number of Middle Income Tracts</b>       |                    | 7              |
| <b>Percentage of Middle Income Tracts</b>   |                    | 28.00%         |
| <b>Number of Upper Income Tracts</b>        |                    | 0              |
| <b>Percentage of Upper Income Tracts</b>    |                    | 0.00%          |
| <b>Number of NA Income Tracts</b>           |                    | 0              |
| <b>Percentage of NA Income Tracts</b>       |                    | 0.00%          |

**Potter, PENNSYLVANIA**

| Census Tract | Tract Income Class | Minority Tract |
|--------------|--------------------|----------------|
| 42105950101  | MIDDLE             | NO             |
| 42105950102  | MIDDLE             | NO             |
| 42105950200  | MIDDLE             | NO             |
| 42105950300  | MIDDLE             | NO             |
| 42105950401  | MIDDLE             | NO             |

**Potter, PENNSYLVANIA**

| Census Tract                                | Tract Income Class | Minority Tract |
|---|--------------------|----------------|
| 42105950402                                 | MIDDLE             | NO             |
| 42105950500                                 | MIDDLE             | NO             |
| <b>Summary Data: Potter</b>                 |                    |                |
| <b>Number of Census Tracts</b>              |                    | 7              |
| <b>Number of Minority Tracts</b>            |                    | 0              |
| <b>Percentage of Minority Tracts</b>        |                    | 0.00%          |
| <b>Number of Low Income Tracts</b>          |                    | 0              |
| <b>Percentage of Low Income Tracts</b>      |                    | 0.00%          |
| <b>Number of Moderate Income Tracts</b>     |                    | 0              |
| <b>Percentage of Moderate Income Tracts</b> |                    | 0.00%          |
| <b>Number of Middle Income Tracts</b>       |                    | 7              |
| <b>Percentage of Middle Income Tracts</b>   |                    | 100.00%        |
| <b>Number of Upper Income Tracts</b>        |                    | 0              |
| <b>Percentage of Upper Income Tracts</b>    |                    | 0.00%          |
| <b>Number of NA Income Tracts</b>           |                    | 0              |
| <b>Percentage of NA Income Tracts</b>       |                    | 0.00%          |

**Schuylkill, PENNSYLVANIA**

| Census Tract | Tract Income Class | Minority Tract |
|--------------|--------------------|----------------|
| 42107000100  | UPPER              | NO             |
| 42107000200  | MODERATE           | NO             |
| 42107000300  | MIDDLE             | NO             |



**Schuylkill, PENNSYLVANIA**

| Census Tract | Tract Income Class | Minority Tract |
|--------------|--------------------|----------------|
| 42107000400  | MIDDLE             | NO             |
| 42107000500  | LOW                | NO             |
| 42107000601  | MODERATE           | NO             |
| 42107000602  | MODERATE           | NO             |
| 42107000700  | MIDDLE             | NO             |
| 42107000800  | MIDDLE             | NO             |
| 42107000901  | MIDDLE             | NO             |
| 42107000902  | MIDDLE             | NO             |
| 42107001000  | MIDDLE             | NO             |
| 42107001100  | MIDDLE             | NO             |
| 42107001200  | MIDDLE             | NO             |
| 42107001300  | MIDDLE             | NO             |
| 42107001400  | MIDDLE             | NO             |
| 42107001500  | LOW                | NO             |
| 42107001600  | MIDDLE             | NO             |
| 42107001700  | UPPER              | NO             |
| 42107001800  | MIDDLE             | NO             |
| 42107001901  | NA                 | NO             |
| 42107001902  | MODERATE           | NO             |
| 42107002000  | MODERATE           | NO             |
| 42107002100  | MIDDLE             | NO             |
| 42107002200  | MIDDLE             | NO             |
| 42107002300  | MIDDLE             | NO             |
| 42107002400  | MIDDLE             | NO             |
| 42107002500  | MIDDLE             | NO             |
| 42107002600  | MIDDLE             | NO             |
| 42107002700  | MIDDLE             | NO             |

**Schuylkill, PENNSYLVANIA**

| Census Tract | Tract Income Class | Minority Tract |
|--------------|--------------------|----------------|
| 42107002800  | MIDDLE             | NO             |
| 42107002900  | MIDDLE             | NO             |
| 42107003000  | UPPER              | NO             |
| 42107003100  | MIDDLE             | NO             |
| 42107003200  | MIDDLE             | NO             |
| 42107003300  | MIDDLE             | NO             |
| 42107003400  | UPPER              | NO             |
| 42107003500  | MIDDLE             | NO             |
| 42107003600  | MIDDLE             | NO             |
| 42107003700  | MIDDLE             | NO             |
| 42107003800  | MIDDLE             | NO             |
| 42107003900  | MIDDLE             | NO             |

**Schuylkill, PENNSYLVANIA**

| Census Tract                                | Tract Income Class | Minority Tract |
|---|--------------------|----------------|
| <b>Summary Data: Schuylkill</b>             |                    |                |
| <b>Number of Census Tracts</b>              |                    | 42             |
| <b>Number of Minority Tracts</b>            |                    | 0              |
| <b>Percentage of Minority Tracts</b>        |                    | 0.00%          |
| <b>Number of Low Income Tracts</b>          |                    | 2              |
| <b>Percentage of Low Income Tracts</b>      |                    | 4.76%          |
| <b>Number of Moderate Income Tracts</b>     |                    | 5              |
| <b>Percentage of Moderate Income Tracts</b> |                    | 11.90%         |
| <b>Number of Middle Income Tracts</b>       |                    | 30             |
| <b>Percentage of Middle Income Tracts</b>   |                    | 71.43%         |
| <b>Number of Upper Income Tracts</b>        |                    | 4              |
| <b>Percentage of Upper Income Tracts</b>    |                    | 9.52%          |
| <b>Number of NA Income Tracts</b>           |                    | 1              |
| <b>Percentage of NA Income Tracts</b>       |                    | 2.38%          |

**Snyder, PENNSYLVANIA**

| Census Tract | Tract Income Class | Minority Tract |
|--------------|--------------------|----------------|
| 42109070100  | UPPER              | NO             |
| 42109070200  | MIDDLE             | NO             |
| 42109070300  | MIDDLE             | NO             |
| 42109070400  | MIDDLE             | NO             |
| 42109070500  | MIDDLE             | NO             |



**Snyder, PENNSYLVANIA**

| Census Tract | Tract Income Class | Minority Tract |
|--------------|--------------------|----------------|
| 42109070600  | MIDDLE             | NO             |
| 42109070701  | MIDDLE             | NO             |
| 42109980705  | UPPER              | NO             |

**Summary Data: Snyder**

|                                      |        |
|--------------------------------------|--------|
| Number of Census Tracts              | 8      |
| Number of Minority Tracts            | 0      |
| Percentage of Minority Tracts        | 0.00%  |
| Number of Low Income Tracts          | 0      |
| Percentage of Low Income Tracts      | 0.00%  |
| Number of Moderate Income Tracts     | 0      |
| Percentage of Moderate Income Tracts | 0.00%  |
| Number of Middle Income Tracts       | 6      |
| Percentage of Middle Income Tracts   | 75.00% |
| Number of Upper Income Tracts        | 2      |
| Percentage of Upper Income Tracts    | 25.00% |
| Number of NA Income Tracts           | 0      |
| Percentage of NA Income Tracts       | 0.00%  |

**Somerset, PENNSYLVANIA**

| Census Tract | Tract Income Class | Minority Tract |
|--------------|--------------------|----------------|
| 42111020101  | MIDDLE             | NO             |
| 42111020102  | UPPER              | NO             |

**Somerset, PENNSYLVANIA**

| Census Tract | Tract Income Class | Minority Tract |
|--------------|--------------------|----------------|
| 42111020200  | UPPER              | NO             |
| 42111020300  | MIDDLE             | NO             |
| 42111020400  | MIDDLE             | NO             |
| 42111020500  | MIDDLE             | NO             |
| 42111020601  | MIDDLE             | NO             |
| 42111020602  | MIDDLE             | NO             |
| 42111020700  | MIDDLE             | NO             |
| 42111020801  | MIDDLE             | NO             |
| 42111020802  | MIDDLE             | NO             |
| 42111020900  | MIDDLE             | NO             |
| 42111021000  | MIDDLE             | NO             |
| 42111021100  | MODERATE           | NO             |
| 42111021200  | MIDDLE             | NO             |
| 42111021300  | MIDDLE             | NO             |
| 42111021400  | MIDDLE             | NO             |
| 42111021500  | MODERATE           | NO             |
| 42111021600  | MIDDLE             | NO             |
| 42111021700  | MIDDLE             | NO             |
| 42111021800  | MIDDLE             | NO             |
| 42111021902  | MIDDLE             | NO             |
| 42111021903  | MIDDLE             | NO             |
| 42111021904  | MIDDLE             | NO             |

**Somerset, PENNSYLVANIA**

| Census Tract                         | Tract Income Class | Minority Tract |
|--------------------------------------|--------------------|----------------|
| <b>Summary Data: Somerset</b>        |                    |                |
| Number of Census Tracts              |                    | 24             |
| Number of Minority Tracts            |                    | 0              |
| Percentage of Minority Tracts        |                    | 0.00%          |
| Number of Low Income Tracts          |                    | 0              |
| Percentage of Low Income Tracts      |                    | 0.00%          |
| Number of Moderate Income Tracts     |                    | 2              |
| Percentage of Moderate Income Tracts |                    | 8.33%          |
| Number of Middle Income Tracts       |                    | 20             |
| Percentage of Middle Income Tracts   |                    | 83.33%         |
| Number of Upper Income Tracts        |                    | 2              |
| Percentage of Upper Income Tracts    |                    | 8.33%          |
| Number of NA Income Tracts           |                    | 0              |
| Percentage of NA Income Tracts       |                    | 0.00%          |

**Sullivan, PENNSYLVANIA**

| Census Tract | Tract Income Class | Minority Tract |
|--------------|--------------------|----------------|
| 42113960101  | MIDDLE             | NO             |
| 42113960102  | MIDDLE             | NO             |
| 42113960201  | MIDDLE             | NO             |
| 42113960202  | MIDDLE             | NO             |





**Sullivan, PENNSYLVANIA**

| Census Tract                         | Tract Income Class | Minority Tract |
|--------------------------------------|--------------------|----------------|
| <b>Summary Data: Sullivan</b>        |                    |                |
| Number of Census Tracts              |                    | 4              |
| Number of Minority Tracts            |                    | 0              |
| Percentage of Minority Tracts        |                    | 0.00%          |
| Number of Low Income Tracts          |                    | 0              |
| Percentage of Low Income Tracts      |                    | 0.00%          |
| Number of Moderate Income Tracts     |                    | 0              |
| Percentage of Moderate Income Tracts |                    | 0.00%          |
| Number of Middle Income Tracts       |                    | 4              |
| Percentage of Middle Income Tracts   |                    | 100.00%        |
| Number of Upper Income Tracts        |                    | 0              |
| Percentage of Upper Income Tracts    |                    | 0.00%          |
| Number of NA Income Tracts           |                    | 0              |
| Percentage of NA Income Tracts       |                    | 0.00%          |

**Susquehanna, PENNSYLVANIA**

| Census Tract | Tract Income Class | Minority Tract |
|--------------|--------------------|----------------|
| 42115032000  | MIDDLE             | NO             |
| 42115032100  | MIDDLE             | NO             |
| 42115032200  | MIDDLE             | NO             |
| 42115032300  | MODERATE           | NO             |
| 42115032401  | MIDDLE             | NO             |

**Susquehanna, PENNSYLVANIA**

| Census Tract | Tract Income Class | Minority Tract |
|--------------|--------------------|----------------|
| 42115032402  | UPPER              | NO             |
| 42115032500  | MIDDLE             | NO             |
| 42115032600  | MIDDLE             | NO             |
| 42115032700  | MIDDLE             | NO             |
| 42115032800  | MIDDLE             | NO             |
| 42115032901  | UPPER              | NO             |
| 42115032902  | MODERATE           | NO             |

**Summary Data: Susquehanna**

|                                      |        |
|--------------------------------------|--------|
| Number of Census Tracts              | 12     |
| Number of Minority Tracts            | 0      |
| Percentage of Minority Tracts        | 0.00%  |
| Number of Low Income Tracts          | 0      |
| Percentage of Low Income Tracts      | 0.00%  |
| Number of Moderate Income Tracts     | 2      |
| Percentage of Moderate Income Tracts | 16.67% |
| Number of Middle Income Tracts       | 8      |
| Percentage of Middle Income Tracts   | 66.67% |
| Number of Upper Income Tracts        | 2      |
| Percentage of Upper Income Tracts    | 16.67% |
| Number of NA Income Tracts           | 0      |
| Percentage of NA Income Tracts       | 0.00%  |

**Tioga, PENNSYLVANIA**

| Census Tract | Tract Income Class | Minority Tract |
|--------------|--------------------|----------------|
| 42117950100  | MIDDLE             | NO             |
| 42117950200  | MIDDLE             | NO             |
| 42117950300  | MODERATE           | NO             |
| 42117950400  | MIDDLE             | NO             |
| 42117950500  | MIDDLE             | NO             |
| 42117950600  | MIDDLE             | NO             |
| 42117950700  | MIDDLE             | NO             |
| 42117950800  | MIDDLE             | NO             |
| 42117950900  | MIDDLE             | NO             |
| 42117951000  | MIDDLE             | NO             |



**Tioga, PENNSYLVANIA**

| Census Tract                         | Tract Income Class | Minority Tract |
|--------------------------------------|--------------------|----------------|
| <b>Summary Data: Tioga</b>           |                    |                |
| Number of Census Tracts              |                    | 10             |
| Number of Minority Tracts            |                    | 0              |
| Percentage of Minority Tracts        |                    | 0.00%          |
| Number of Low Income Tracts          |                    | 0              |
| Percentage of Low Income Tracts      |                    | 0.00%          |
| Number of Moderate Income Tracts     |                    | 1              |
| Percentage of Moderate Income Tracts |                    | 10.00%         |
| Number of Middle Income Tracts       |                    | 9              |
| Percentage of Middle Income Tracts   |                    | 90.00%         |
| Number of Upper Income Tracts        |                    | 0              |
| Percentage of Upper Income Tracts    |                    | 0.00%          |
| Number of NA Income Tracts           |                    | 0              |
| Percentage of NA Income Tracts       |                    | 0.00%          |

**Union, PENNSYLVANIA**

| Census Tract | Tract Income Class | Minority Tract |
|--------------|--------------------|----------------|
| 42119090102  | MIDDLE             | NO             |
| 42119090201  | MIDDLE             | NO             |
| 42119090202  | MIDDLE             | NO             |
| 42119090300  | MIDDLE             | NO             |
| 42119090400  | MIDDLE             | NO             |

**Union, PENNSYLVANIA**

| Census Tract                         | Tract Income Class | Minority Tract |
|--------------------------------------|--------------------|----------------|
| 42119090502                          | MIDDLE             | NO             |
| 42119090600                          | UPPER              | NO             |
| 42119090700                          | MIDDLE             | NO             |
| 42119980101                          | NA                 | YES            |
| 42119980501                          | NA                 | YES            |
| 42119980800                          | UPPER              | NO             |
| <b>Summary Data: Union</b>           |                    |                |
| Number of Census Tracts              |                    | 11             |
| Number of Minority Tracts            |                    | 2              |
| Percentage of Minority Tracts        |                    | 18.18%         |
| Number of Low Income Tracts          |                    | 0              |
| Percentage of Low Income Tracts      |                    | 0.00%          |
| Number of Moderate Income Tracts     |                    | 0              |
| Percentage of Moderate Income Tracts |                    | 0.00%          |
| Number of Middle Income Tracts       |                    | 7              |
| Percentage of Middle Income Tracts   |                    | 63.64%         |
| Number of Upper Income Tracts        |                    | 2              |
| Percentage of Upper Income Tracts    |                    | 18.18%         |
| Number of NA Income Tracts           |                    | 2              |
| Percentage of NA Income Tracts       |                    | 18.18%         |

**Venango, PENNSYLVANIA**

| Census Tract | Tract Income Class | Minority Tract |
|--------------|--------------------|----------------|
| 42121200000  | MIDDLE             | NO             |
| 42121200100  | MIDDLE             | NO             |
| 42121200201  | MIDDLE             | NO             |
| 42121200202  | MIDDLE             | NO             |
| 42121200300  | MIDDLE             | NO             |
| 42121200400  | MIDDLE             | NO             |
| 42121200500  | MODERATE           | NO             |
| 42121200600  | MIDDLE             | NO             |
| 42121200700  | MODERATE           | NO             |
| 42121200800  | MIDDLE             | NO             |
| 42121200900  | MODERATE           | NO             |
| 42121201000  | MIDDLE             | NO             |
| 42121201100  | MIDDLE             | NO             |
| 42121201200  | MIDDLE             | NO             |
| 42121201300  | MIDDLE             | NO             |
| 42121201400  | MIDDLE             | NO             |
| 42121201500  | MIDDLE             | NO             |



**Venango, PENNSYLVANIA**

| Census Tract                         | Tract Income Class | Minority Tract |
|--------------------------------------|--------------------|----------------|
| <b>Summary Data: Venango</b>         |                    |                |
| Number of Census Tracts              |                    | 17             |
| Number of Minority Tracts            |                    | 0              |
| Percentage of Minority Tracts        |                    | 0.00%          |
| Number of Low Income Tracts          |                    | 0              |
| Percentage of Low Income Tracts      |                    | 0.00%          |
| Number of Moderate Income Tracts     |                    | 3              |
| Percentage of Moderate Income Tracts |                    | 17.65%         |
| Number of Middle Income Tracts       |                    | 14             |
| Percentage of Middle Income Tracts   |                    | 82.35%         |
| Number of Upper Income Tracts        |                    | 0              |
| Percentage of Upper Income Tracts    |                    | 0.00%          |
| Number of NA Income Tracts           |                    | 0              |
| Percentage of NA Income Tracts       |                    | 0.00%          |

**Warren, PENNSYLVANIA**

| Census Tract | Tract Income Class | Minority Tract |
|--------------|--------------------|----------------|
| 42123970100  | MIDDLE             | NO             |
| 42123970200  | UPPER              | NO             |
| 42123970300  | MIDDLE             | NO             |
| 42123970400  | MIDDLE             | NO             |
| 42123970500  | MIDDLE             | NO             |

**Warren, PENNSYLVANIA**

| Census Tract                         | Tract Income Class | Minority Tract |
|--------------------------------------|--------------------|----------------|
| 42123970600                          | MIDDLE             | NO             |
| 42123970700                          | MIDDLE             | NO             |
| 42123970800                          | MIDDLE             | NO             |
| 42123970900                          | MIDDLE             | NO             |
| 42123971000                          | MIDDLE             | NO             |
| 42123971100                          | MIDDLE             | NO             |
| 42123971200                          | MODERATE           | NO             |
| 42123971400                          | MODERATE           | NO             |
| <b>Summary Data: Warren</b>          |                    |                |
| Number of Census Tracts              |                    | 13             |
| Number of Minority Tracts            |                    | 0              |
| Percentage of Minority Tracts        |                    | 0.00%          |
| Number of Low Income Tracts          |                    | 0              |
| Percentage of Low Income Tracts      |                    | 0.00%          |
| Number of Moderate Income Tracts     |                    | 2              |
| Percentage of Moderate Income Tracts |                    | 15.38%         |
| Number of Middle Income Tracts       |                    | 10             |
| Percentage of Middle Income Tracts   |                    | 76.92%         |
| Number of Upper Income Tracts        |                    | 1              |
| Percentage of Upper Income Tracts    |                    | 7.69%          |
| Number of NA Income Tracts           |                    | 0              |
| Percentage of NA Income Tracts       |                    | 0.00%          |

**Washington, PENNSYLVANIA**

| Census Tract | Tract Income Class | Minority Tract |
|--------------|--------------------|----------------|
| 42125704100  | LOW                | NO             |
| 42125711000  | MIDDLE             | NO             |
| 42125712700  | MIDDLE             | NO             |
| 42125713700  | MIDDLE             | NO             |
| 42125714000  | MIDDLE             | NO             |
| 42125715700  | MODERATE           | NO             |
| 42125721000  | MIDDLE             | NO             |
| 42125722700  | MIDDLE             | NO             |
| 42125731000  | MIDDLE             | NO             |
| 42125732000  | MIDDLE             | NO             |
| 42125741100  | UPPER              | NO             |
| 42125741300  | MIDDLE             | NO             |
| 42125742101  | MIDDLE             | NO             |
| 42125742102  | UPPER              | NO             |
| 42125742200  | MIDDLE             | NO             |
| 42125743700  | MIDDLE             | NO             |
| 42125744101  | MIDDLE             | NO             |
| 42125744102  | MIDDLE             | NO             |
| 42125744200  | MIDDLE             | NO             |
| 42125745101  | UPPER              | NO             |
| 42125745102  | UPPER              | NO             |
| 42125745200  | UPPER              | NO             |
| 42125746100  | UPPER              | NO             |
| 42125746200  | UPPER              | NO             |
| 42125746301  | UPPER              | NO             |
| 42125746302  | UPPER              | NO             |
| 42125751100  | MIDDLE             | NO             |



**Washington, PENNSYLVANIA**

| Census Tract | Tract Income Class | Minority Tract |
|--------------|--------------------|----------------|
| 42125751200  | MIDDLE             | NO             |
| 42125752700  | MIDDLE             | NO             |
| 42125753700  | UPPER              | NO             |
| 42125754200  | MODERATE           | NO             |
| 42125754300  | MIDDLE             | NO             |
| 42125754400  | LOW                | NO             |
| 42125754500  | MIDDLE             | NO             |
| 42125754600  | MODERATE           | NO             |
| 42125755100  | MIDDLE             | NO             |
| 42125755200  | UPPER              | NO             |
| 42125755700  | MIDDLE             | NO             |
| 42125761000  | MIDDLE             | NO             |
| 42125762000  | MODERATE           | NO             |
| 42125763700  | MIDDLE             | NO             |
| 42125764000  | MODERATE           | NO             |
| 42125771100  | MIDDLE             | NO             |
| 42125771200  | MIDDLE             | NO             |
| 42125772700  | MODERATE           | NO             |
| 42125773100  | MODERATE           | NO             |
| 42125773200  | MODERATE           | NO             |
| 42125774700  | UPPER              | NO             |
| 42125775200  | MODERATE           | NO             |
| 42125775300  | MODERATE           | NO             |
| 42125781700  | MIDDLE             | NO             |
| 42125782700  | MIDDLE             | NO             |
| 42125783200  | MODERATE           | NO             |
| 42125783300  | MODERATE           | NO             |

**Washington, PENNSYLVANIA**

| Census Tract | Tract Income Class | Minority Tract |
|--------------|--------------------|----------------|
| 42125784000  | MIDDLE             | NO             |
| 42125791000  | MIDDLE             | NO             |
| 42125792100  | MODERATE           | NO             |
| 42125792200  | MIDDLE             | NO             |
| 42125795700  | MODERATE           | NO             |
| 42125795800  | UPPER              | NO             |
| 42125795900  | MIDDLE             | NO             |
| 42125796000  | MIDDLE             | NO             |

**Summary Data: Washington**

|   |        |
|---|--------|
| <b>Number of Census Tracts</b>              | 62     |
| <b>Number of Minority Tracts</b>            | 0      |
| <b>Percentage of Minority Tracts</b>        | 0.00%  |
| <b>Number of Low Income Tracts</b>          | 2      |
| <b>Percentage of Low Income Tracts</b>      | 3.23%  |
| <b>Number of Moderate Income Tracts</b>     | 14     |
| <b>Percentage of Moderate Income Tracts</b> | 22.58% |
| <b>Number of Middle Income Tracts</b>       | 33     |
| <b>Percentage of Middle Income Tracts</b>   | 53.23% |
| <b>Number of Upper Income Tracts</b>        | 13     |
| <b>Percentage of Upper Income Tracts</b>    | 20.97% |
| <b>Number of NA Income Tracts</b>           | 0      |
| <b>Percentage of NA Income Tracts</b>       | 0.00%  |

**Wayne, PENNSYLVANIA**

| Census Tract | Tract Income Class | Minority Tract |
|--------------|--------------------|----------------|
| 42127960100  | MIDDLE             | NO             |
| 42127960200  | MIDDLE             | NO             |
| 42127960300  | MIDDLE             | NO             |
| 42127960400  | UPPER              | NO             |
| 42127960500  | MIDDLE             | NO             |
| 42127960600  | MIDDLE             | NO             |
| 42127960700  | MIDDLE             | NO             |
| 42127960800  | MIDDLE             | NO             |
| 42127960900  | MIDDLE             | NO             |
| 42127961001  | MIDDLE             | NO             |
| 42127961002  | UPPER              | NO             |
| 42127961101  | MIDDLE             | NO             |
| 42127961102  | MIDDLE             | NO             |
| 42127961201  | MIDDLE             | NO             |
| 42127961202  | MIDDLE             | NO             |
| 42127961300  | MIDDLE             | NO             |
| 42127961400  | UPPER              | NO             |

**Wayne, PENNSYLVANIA**

| Census Tract                         | Tract Income Class | Minority Tract |
|--------------------------------------|--------------------|----------------|
| <b>Summary Data: Wayne</b>           |                    |                |
| Number of Census Tracts              |                    | 17             |
| Number of Minority Tracts            |                    | 0              |
| Percentage of Minority Tracts        |                    | 0.00%          |
| Number of Low Income Tracts          |                    | 0              |
| Percentage of Low Income Tracts      |                    | 0.00%          |
| Number of Moderate Income Tracts     |                    | 0              |
| Percentage of Moderate Income Tracts |                    | 0.00%          |
| Number of Middle Income Tracts       |                    | 14             |
| Percentage of Middle Income Tracts   |                    | 82.35%         |
| Number of Upper Income Tracts        |                    | 3              |
| Percentage of Upper Income Tracts    |                    | 17.65%         |
| Number of NA Income Tracts           |                    | 0              |
| Percentage of NA Income Tracts       |                    | 0.00%          |

**Westmoreland, PENNSYLVANIA**

| Census Tract | Tract Income Class | Minority Tract |
|--------------|--------------------|----------------|
| 42129800100  | LOW                | NO             |
| 42129800200  | MODERATE           | NO             |
| 42129800300  | LOW                | NO             |
| 42129800400  | MIDDLE             | NO             |
| 42129800500  | MIDDLE             | NO             |

**Westmoreland, PENNSYLVANIA**

| Census Tract | Tract Income Class | Minority Tract |
|--------------|--------------------|----------------|
| 42129800600  | LOW                | NO             |
| 42129800700  | LOW                | NO             |
| 42129800800  | MIDDLE             | NO             |
| 42129800900  | MODERATE           | NO             |
| 42129801001  | MIDDLE             | NO             |
| 42129801002  | MODERATE           | NO             |
| 42129801100  | MIDDLE             | NO             |
| 42129801200  | UPPER              | NO             |
| 42129801300  | MIDDLE             | NO             |
| 42129801400  | MODERATE           | NO             |
| 42129801500  | MODERATE           | NO             |
| 42129801600  | LOW                | NO             |
| 42129801701  | MIDDLE             | NO             |
| 42129801702  | MIDDLE             | NO             |
| 42129801703  | MODERATE           | NO             |
| 42129801801  | MIDDLE             | NO             |
| 42129801802  | MIDDLE             | NO             |
| 42129801901  | MIDDLE             | NO             |
| 42129801902  | UPPER              | NO             |
| 42129802001  | UPPER              | NO             |
| 42129802003  | UPPER              | NO             |
| 42129802004  | UPPER              | NO             |
| 42129802101  | UPPER              | NO             |
| 42129802102  | UPPER              | NO             |
| 42129802103  | UPPER              | NO             |
| 42129802200  | MODERATE           | NO             |
| 42129802301  | MIDDLE             | NO             |

**Westmoreland, PENNSYLVANIA**

| Census Tract | Tract Income Class | Minority Tract |
|--------------|--------------------|----------------|
| 42129802303  | MIDDLE             | NO             |
| 42129802304  | UPPER              | NO             |
| 42129802400  | MIDDLE             | NO             |
| 42129802500  | MIDDLE             | NO             |
| 42129802600  | MODERATE           | NO             |
| 42129802700  | MIDDLE             | NO             |
| 42129802800  | MODERATE           | NO             |
| 42129802900  | UPPER              | NO             |
| 42129803000  | MIDDLE             | NO             |
| 42129803100  | MIDDLE             | NO             |
| 42129803200  | MIDDLE             | NO             |
| 42129803301  | MIDDLE             | NO             |
| 42129803302  | UPPER              | NO             |
| 42129803400  | UPPER              | NO             |
| 42129803501  | UPPER              | NO             |
| 42129803502  | MIDDLE             | NO             |
| 42129803600  | MIDDLE             | NO             |
| 42129803700  | MIDDLE             | NO             |
| 42129803800  | UPPER              | NO             |
| 42129803901  | MIDDLE             | NO             |
| 42129803902  | MIDDLE             | NO             |
| 42129804000  | MODERATE           | NO             |
| 42129804100  | MODERATE           | NO             |
| 42129804200  | MIDDLE             | NO             |
| 42129804300  | MIDDLE             | NO             |
| 42129804400  | MODERATE           | NO             |
| 42129804501  | MIDDLE             | NO             |



**Westmoreland, PENNSYLVANIA**

| Census Tract | Tract Income Class | Minority Tract |
|--------------|--------------------|----------------|
| 42129804503  | MIDDLE             | NO             |
| 42129804504  | MIDDLE             | NO             |
| 42129804600  | MIDDLE             | NO             |
| 42129804701  | MIDDLE             | NO             |
| 42129804703  | MIDDLE             | NO             |
| 42129804704  | MODERATE           | NO             |
| 42129804705  | NA                 | NO             |
| 42129804706  | MIDDLE             | NO             |
| 42129804801  | MODERATE           | NO             |
| 42129804803  | MIDDLE             | NO             |
| 42129804804  | UPPER              | NO             |
| 42129804901  | MIDDLE             | NO             |
| 42129804902  | MIDDLE             | NO             |
| 42129805000  | MIDDLE             | NO             |
| 42129805100  | MODERATE           | NO             |
| 42129805200  | MODERATE           | NO             |
| 42129805400  | LOW                | YES            |
| 42129805500  | MIDDLE             | NO             |
| 42129805600  | MIDDLE             | NO             |
| 42129805800  | MODERATE           | NO             |
| 42129805901  | UPPER              | NO             |
| 42129805903  | UPPER              | NO             |
| 42129805904  | MIDDLE             | NO             |
| 42129806000  | MODERATE           | NO             |
| 42129806100  | MODERATE           | NO             |
| 42129806200  | MIDDLE             | NO             |
| 42129806300  | MIDDLE             | NO             |

**Westmoreland, PENNSYLVANIA**

| Census Tract | Tract Income Class | Minority Tract |
|--------------|--------------------|----------------|
| 42129806400  | MIDDLE             | NO             |
| 42129806500  | MIDDLE             | NO             |
| 42129806600  | MIDDLE             | NO             |
| 42129806700  | MODERATE           | NO             |
| 42129806800  | MODERATE           | NO             |
| 42129806900  | MODERATE           | NO             |
| 42129807000  | MODERATE           | NO             |
| 42129807100  | MIDDLE             | NO             |
| 42129807201  | MIDDLE             | NO             |
| 42129807202  | MIDDLE             | NO             |
| 42129807300  | MODERATE           | NO             |
| 42129807401  | MIDDLE             | NO             |
| 42129807403  | UPPER              | NO             |
| 42129807404  | MIDDLE             | NO             |
| 42129807500  | MIDDLE             | NO             |
| 42129807600  | MIDDLE             | NO             |
| 42129807700  | MIDDLE             | NO             |
| 42129807800  | MIDDLE             | NO             |
| 42129807901  | MODERATE           | NO             |
| 42129807902  | MIDDLE             | NO             |
| 42129808100  | MODERATE           | NO             |
| 42129808200  | MODERATE           | NO             |
| 42129808300  | MODERATE           | NO             |
| 42129808401  | MIDDLE             | NO             |
| 42129808402  | MIDDLE             | NO             |
| 42129808500  | MIDDLE             | NO             |
| 42129808600  | MIDDLE             | NO             |

**Westmoreland, PENNSYLVANIA**

| Census Tract                                | Tract Income Class | Minority Tract |
|---|--------------------|----------------|
| <b>Summary Data: Westmoreland</b>           |                    |                |
| <b>Number of Census Tracts</b>              |                    | 113            |
| <b>Number of Minority Tracts</b>            |                    | 1              |
| <b>Percentage of Minority Tracts</b>        |                    | 0.88%          |
| <b>Number of Low Income Tracts</b>          |                    | 6              |
| <b>Percentage of Low Income Tracts</b>      |                    | 5.31%          |
| <b>Number of Moderate Income Tracts</b>     |                    | 28             |
| <b>Percentage of Moderate Income Tracts</b> |                    | 24.78%         |
| <b>Number of Middle Income Tracts</b>       |                    | 60             |
| <b>Percentage of Middle Income Tracts</b>   |                    | 53.10%         |
| <b>Number of Upper Income Tracts</b>        |                    | 18             |
| <b>Percentage of Upper Income Tracts</b>    |                    | 15.93%         |
| <b>Number of NA Income Tracts</b>           |                    | 1              |
| <b>Percentage of NA Income Tracts</b>       |                    | 0.88%          |

**Wyoming, PENNSYLVANIA**

| Census Tract | Tract Income Class | Minority Tract |
|--------------|--------------------|----------------|
| 42131400100  | MIDDLE             | NO             |
| 42131400200  | MIDDLE             | NO             |
| 42131400300  | MIDDLE             | NO             |
| 42131400400  | MIDDLE             | NO             |
| 42131400500  | MIDDLE             | NO             |



**Wyoming, PENNSYLVANIA**

| Census Tract | Tract Income Class | Minority Tract |
|--------------|--------------------|----------------|
| 42131400600  | MIDDLE             | NO             |
| 42131400700  | MIDDLE             | NO             |

**Summary Data: Wyoming**

|   |         |
|---|---------|
| <b>Number of Census Tracts</b>              | 7       |
| <b>Number of Minority Tracts</b>            | 0       |
| <b>Percentage of Minority Tracts</b>        | 0.00%   |
| <b>Number of Low Income Tracts</b>          | 0       |
| <b>Percentage of Low Income Tracts</b>      | 0.00%   |
| <b>Number of Moderate Income Tracts</b>     | 0       |
| <b>Percentage of Moderate Income Tracts</b> | 0.00%   |
| <b>Number of Middle Income Tracts</b>       | 7       |
| <b>Percentage of Middle Income Tracts</b>   | 100.00% |
| <b>Number of Upper Income Tracts</b>        | 0       |
| <b>Percentage of Upper Income Tracts</b>    | 0.00%   |
| <b>Number of NA Income Tracts</b>           | 0       |
| <b>Percentage of NA Income Tracts</b>       | 0.00%   |

**York, PENNSYLVANIA**

| Census Tract | Tract Income Class | Minority Tract |
|--------------|--------------------|----------------|
| 42133000100  | LOW                | YES            |
| 42133000200  | LOW                | YES            |
| 42133000300  | LOW                | YES            |

**York, PENNSYLVANIA**

| Census Tract | Tract Income Class | Minority Tract |
|--------------|--------------------|----------------|
| 42133000400  | MODERATE           | YES            |
| 42133000500  | MODERATE           | YES            |
| 42133000600  | LOW                | YES            |
| 42133000700  | LOW                | YES            |
| 42133000800  | MIDDLE             | YES            |
| 42133000900  | LOW                | YES            |
| 42133001000  | LOW                | YES            |
| 42133001100  | LOW                | YES            |
| 42133001200  | LOW                | YES            |
| 42133001300  | MIDDLE             | YES            |
| 42133001400  | MODERATE           | NO             |
| 42133001500  | LOW                | YES            |
| 42133001600  | LOW                | YES            |
| 42133010120  | MIDDLE             | NO             |
| 42133010130  | UPPER              | NO             |
| 42133010131  | MIDDLE             | NO             |
| 42133010132  | MIDDLE             | NO             |
| 42133010210  | MIDDLE             | NO             |
| 42133010220  | MIDDLE             | NO             |
| 42133010300  | MIDDLE             | NO             |
| 42133010400  | MIDDLE             | NO             |
| 42133010510  | UPPER              | NO             |
| 42133010520  | UPPER              | NO             |
| 42133020100  | UPPER              | NO             |
| 42133020220  | UPPER              | NO             |
| 42133020221  | UPPER              | NO             |
| 42133020222  | MIDDLE             | NO             |

**York, PENNSYLVANIA**

| Census Tract | Tract Income Class | Minority Tract |
|--------------|--------------------|----------------|
| 42133020310  | MIDDLE             | NO             |
| 42133020321  | MIDDLE             | NO             |
| 42133020322  | MIDDLE             | NO             |
| 42133020410  | MIDDLE             | NO             |
| 42133020421  | MIDDLE             | NO             |
| 42133020422  | UPPER              | NO             |
| 42133020510  | MIDDLE             | NO             |
| 42133020522  | MIDDLE             | NO             |
| 42133020523  | MIDDLE             | NO             |
| 42133020524  | MIDDLE             | NO             |
| 42133020601  | MIDDLE             | NO             |
| 42133020602  | MIDDLE             | NO             |
| 42133020710  | MIDDLE             | NO             |
| 42133020721  | MIDDLE             | NO             |
| 42133020722  | MIDDLE             | NO             |
| 42133020801  | MIDDLE             | NO             |
| 42133020802  | MIDDLE             | NO             |
| 42133020910  | MIDDLE             | NO             |
| 42133020921  | MIDDLE             | NO             |
| 42133020922  | MIDDLE             | NO             |
| 42133021010  | MIDDLE             | NO             |
| 42133021020  | MIDDLE             | NO             |
| 42133021100  | MIDDLE             | NO             |
| 42133021221  | UPPER              | NO             |
| 42133021222  | UPPER              | NO             |
| 42133021223  | MODERATE           | NO             |
| 42133021224  | UPPER              | NO             |



York, PENNSYLVANIA

| Census Tract | Tract Income Class | Minority Tract |
|--------------|--------------------|----------------|
| 42133021300  | MODERATE           | NO             |
| 42133021410  | MIDDLE             | NO             |
| 42133021420  | UPPER              | NO             |
| 42133021500  | MIDDLE             | NO             |
| 42133021600  | MODERATE           | NO             |
| 42133021711  | MIDDLE             | NO             |
| 42133021712  | MIDDLE             | NO             |
| 42133021720  | MIDDLE             | NO             |
| 42133021801  | MIDDLE             | NO             |
| 42133021802  | MIDDLE             | NO             |
| 42133021901  | MIDDLE             | NO             |
| 42133021902  | MIDDLE             | NO             |
| 42133022000  | MODERATE           | NO             |
| 42133022100  | MODERATE           | NO             |
| 42133022200  | MIDDLE             | NO             |
| 42133022300  | MIDDLE             | NO             |
| 42133022401  | MIDDLE             | NO             |
| 42133022403  | MIDDLE             | NO             |
| 42133022404  | MIDDLE             | NO             |
| 42133022500  | MIDDLE             | NO             |
| 42133022601  | UPPER              | NO             |
| 42133022602  | UPPER              | NO             |
| 42133022701  | UPPER              | NO             |
| 42133022702  | MIDDLE             | NO             |
| 42133022801  | MIDDLE             | NO             |
| 42133022802  | MIDDLE             | NO             |
| 42133022920  | MIDDLE             | NO             |

York, PENNSYLVANIA

| Census Tract | Tract Income Class | Minority Tract |
|--------------|--------------------|----------------|
| 42133022921  | MODERATE           | NO             |
| 42133022922  | UPPER              | NO             |
| 42133022923  | MIDDLE             | NO             |
| 42133023000  | MODERATE           | NO             |
| 42133023100  | MIDDLE             | NO             |
| 42133023200  | MIDDLE             | NO             |
| 42133023301  | UPPER              | NO             |
| 42133023302  | UPPER              | NO             |
| 42133023400  | MIDDLE             | NO             |
| 42133023500  | MIDDLE             | NO             |
| 42133023601  | MODERATE           | NO             |
| 42133023602  | MIDDLE             | NO             |
| 42133023710  | MIDDLE             | NO             |
| 42133023721  | MIDDLE             | NO             |
| 42133023722  | MIDDLE             | NO             |
| 42133023810  | MIDDLE             | NO             |
| 42133023821  | MIDDLE             | NO             |
| 42133023823  | UPPER              | NO             |
| 42133023824  | MIDDLE             | NO             |
| 42133023902  | MIDDLE             | NO             |
| 42133023903  | MIDDLE             | NO             |
| 42133023904  | UPPER              | NO             |
| 42133024001  | MIDDLE             | NO             |
| 42133024002  | MIDDLE             | NO             |

York, PENNSYLVANIA

| Census Tract                                | Tract Income Class | Minority Tract |
|---|--------------------|----------------|
| <b>Summary Data: York</b>                   |                    |                |
| <b>Number of Census Tracts</b>              |                    | 108            |
| <b>Number of Minority Tracts</b>            |                    | 15             |
| <b>Percentage of Minority Tracts</b>        |                    | 13.89%         |
| <b>Number of Low Income Tracts</b>          |                    | 11             |
| <b>Percentage of Low Income Tracts</b>      |                    | 10.19%         |
| <b>Number of Moderate Income Tracts</b>     |                    | 11             |
| <b>Percentage of Moderate Income Tracts</b> |                    | 10.19%         |
| <b>Number of Middle Income Tracts</b>       |                    | 67             |
| <b>Percentage of Middle Income Tracts</b>   |                    | 62.04%         |
| <b>Number of Upper Income Tracts</b>        |                    | 19             |
| <b>Percentage of Upper Income Tracts</b>    |                    | 17.59%         |
| <b>Number of NA Income Tracts</b>           |                    | 0              |
| <b>Percentage of NA Income Tracts</b>       |                    | 0.00%          |





|                                      |                                 |       |
|--------------------------------------|---------------------------------|-------|
| <b>Assessment Area Summary Data:</b> | <b>Number of Census Tracts:</b> | 3,446 |
|--------------------------------------|---------------------------------|-------|

| Number of Minority Tracts | Number of Low Income Tracts | Number of Moderate Income Tracts | Number of Middle Income Tracts | Number of Upper Income Tracts | Number of NA Income Tracts |
|---------------------------|-----------------------------|----------------------------------|--------------------------------|-------------------------------|----------------------------|
| 577                       | 206                         | 711                              | 1,630                          | 813                           | 86                         |

| Percentage of Minority Tracts | Percentage of Low Income Tracts | Percentage of Moderate Income Tracts | Percentage of Middle Income Tracts | Percentage of Upper Income Tracts | Percentage of NA Income Tracts |
|-------------------------------|---------------------------------|--------------------------------------|------------------------------------|-----------------------------------|--------------------------------|
| 16.74%                        | 5.98%                           | 20.63%                               | 47.30%                             | 23.59%                            | 2.50%                          |

