

GeoDataVision Report D-1 Census Tract Reference Book 2021/2022

Tract Income Classification and Minority Status—Based on Census data released by the FFIEC July, 2021 through April, 2022

Adams, PENNSYLVANIA

Census Tract	2021		2022		Change in Tract Income Class from 2021 through 2022
	Tract Income Class	Minority Tract	Tract Income Class	Minority Tract	
42001030101	UPPER	NO	MIDDLE	NO	UPPER to MIDDLE
42001030102	MIDDLE	NO			Not Applicable
42001030103			UPPER	NO	Not Applicable
42001030104			MODERATE	NO	Not Applicable
42001030200	MIDDLE	NO	MODERATE	NO	MIDDLE to MODERATE
42001030300	MIDDLE	NO	MIDDLE	NO	No Change
42001030400	MIDDLE	NO	MIDDLE	NO	No Change
42001030500	MIDDLE	NO	MIDDLE	NO	No Change
42001030600	MIDDLE	NO	MIDDLE	NO	No Change
42001030700	MIDDLE	NO	MIDDLE	NO	No Change
42001030800	MIDDLE	NO			Not Applicable
42001030801			MIDDLE	NO	Not Applicable
42001030802			MODERATE	NO	Not Applicable
42001030803			MIDDLE	NO	Not Applicable
42001030900	MIDDLE	NO			Not Applicable
42001030901			MIDDLE	NO	Not Applicable
42001030902			MODERATE	NO	Not Applicable
42001031000	MIDDLE	NO	MIDDLE	NO	No Change
42001031101	MIDDLE	NO	MODERATE	NO	MIDDLE to MODERATE
42001031102	MIDDLE	NO	MIDDLE	NO	No Change
42001031201	MIDDLE	NO	UPPER	NO	MIDDLE to UPPER
42001031202	UPPER	NO	MIDDLE	NO	UPPER to MIDDLE
42001031203	MIDDLE	NO	MIDDLE	NO	No Change
42001031300	MIDDLE	NO	MIDDLE	NO	No Change
42001031401	MIDDLE	NO	UPPER	NO	MIDDLE to UPPER
42001031402	MIDDLE	NO	MIDDLE	NO	No Change

Adams, PENNSYLVANIA

Census Tract	2021		2022		Change in Tract Income Class from 2021 through 2022
	Tract Income Class	Minority Tract	Tract Income Class	Minority Tract	
42001031501	MIDDLE	NO	UPPER	NO	MIDDLE to UPPER
42001031502	MODERATE	NO	MIDDLE	NO	MODERATE to MIDDLE
42001031600	UPPER	NO	MIDDLE	NO	UPPER to MIDDLE
42001031700	MIDDLE	NO	MODERATE	NO	MIDDLE to MODERATE

Summary Data: Adams	2021	2022
Number of Census Tracts	23	27
Number of Minority Tracts	0	0
Percentage of Minority Tracts	0.00%	0.00%
Number of Low Income Tracts	0	0
Percentage of Low Income Tracts	0.00%	0.00%
Number of Moderate Income Tracts	1	6
Percentage of Moderate Income Tracts	4.35%	22.22%
Number of Middle Income Tracts	19	17
Percentage of Middle Income Tracts	82.61%	62.96%
Number of Upper Income Tracts	3	4
Percentage of Upper Income Tracts	13.04%	14.81%
Number of NA Income Tracts	0	0
Percentage of NA Income Tracts	0.00%	0.00%



Allegheny, PENNSYLVANIA

Census Tract	2021		2022		Change in Tract Income Class from 2021 through 2022
	Tract Income Class	Minority Tract	Tract Income Class	Minority Tract	
42003010300	MIDDLE	NO			Not Applicable
42003010301			NA	YES	Not Applicable
42003010302			LOW	NO	Not Applicable
42003020100	UPPER	NO	UPPER	NO	No Change
42003020300	UPPER	NO	NA	NO	UPPER to NA
42003030500	LOW	YES	LOW	YES	No Change
42003040200	LOW	YES	LOW	NO	No Change
42003040400	MIDDLE	NO	UPPER	NO	MIDDLE to UPPER
42003040500	NA	NO	LOW	NO	NA to LOW
42003040600	MODERATE	NO	LOW	NO	MODERATE to LOW
42003040900	MODERATE	NO	MODERATE	NO	No Change
42003050100	LOW	YES	LOW	YES	No Change
42003050600	MODERATE	YES	MODERATE	YES	No Change
42003050900	LOW	YES	LOW	YES	No Change
42003051000	LOW	YES	NA	YES	LOW to NA
42003051100	LOW	YES	LOW	YES	No Change
42003060300	MIDDLE	NO	MIDDLE	NO	No Change
42003060500	MIDDLE	NO	MIDDLE	NO	No Change
42003070300	UPPER	NO	UPPER	NO	No Change
42003070500	UPPER	NO	MIDDLE	NO	UPPER to MIDDLE
42003070600	UPPER	NO	MIDDLE	NO	UPPER to MIDDLE
42003070800	UPPER	NO	UPPER	NO	No Change
42003070900	MIDDLE	NO	UPPER	NO	MIDDLE to UPPER
42003080200	MIDDLE	NO	MODERATE	NO	MIDDLE to MODERATE
42003080400	MIDDLE	NO	MIDDLE	NO	No Change
42003080600	UPPER	NO	UPPER	NO	No Change
42003080700	MODERATE	NO	MODERATE	NO	No Change

Allegheny, PENNSYLVANIA

Census Tract	2021		2022		Change in Tract Income Class from 2021 through 2022
	Tract Income Class	Minority Tract	Tract Income Class	Minority Tract	
42003080900	MODERATE	NO	MIDDLE	NO	MODERATE to MIDDLE
42003090100	MIDDLE	NO	MIDDLE	NO	No Change
42003090200	MIDDLE	NO	UPPER	NO	MIDDLE to UPPER
42003090300	MODERATE	NO	MIDDLE	NO	MODERATE to MIDDLE
42003100500	MODERATE	YES	MIDDLE	YES	MODERATE to MIDDLE
42003101100	MODERATE	NO	MODERATE	NO	No Change
42003101400	MIDDLE	NO	MIDDLE	NO	No Change
42003101600	LOW	YES			Not Applicable
42003101700	LOW	YES			Not Applicable
42003101800	MIDDLE	NO	MIDDLE	NO	No Change
42003101900			MODERATE	YES	Not Applicable
42003110200	MIDDLE	NO	UPPER	NO	MIDDLE to UPPER
42003110600	UPPER	NO	UPPER	NO	No Change
42003111300	MODERATE	YES	MODERATE	YES	No Change
42003111400	LOW	YES	MODERATE	YES	LOW to MODERATE
42003111500	LOW	YES	LOW	YES	No Change
42003120300	LOW	YES	MODERATE	YES	LOW to MODERATE
42003120400	LOW	YES			Not Applicable
42003120700	MODERATE	YES			Not Applicable
42003120800	LOW	YES			Not Applicable
42003120900			LOW	YES	Not Applicable
42003130100	LOW	YES			Not Applicable
42003130200	LOW	YES	MODERATE	YES	LOW to MODERATE
42003130300	MODERATE	YES			Not Applicable
42003130400	LOW	YES			Not Applicable
42003130600	MODERATE	YES	LOW	YES	MODERATE to LOW
42003130700			LOW	YES	Not Applicable



Tracts with empty cells are new or discontinued tracts

GeoDataVision Report D-1 Census Tract Reference Book 2021/2022: PENNSYLVANIA

Allegheny, PENNSYLVANIA

Census Tract	2021		2022		Change in Tract Income Class from 2021 through 2022
	Tract Income Class	Minority Tract	Tract Income Class	Minority Tract	
42003130800			LOW	YES	Not Applicable
42003140100	UPPER	NO	UPPER	NO	No Change
42003140200	UPPER	NO	UPPER	NO	No Change
42003140300	UPPER	NO	UPPER	NO	No Change
42003140400	UPPER	NO	UPPER	NO	No Change
42003140500	UPPER	NO	MIDDLE	NO	UPPER to MIDDLE
42003140600	UPPER	NO			Not Applicable
42003140800	UPPER	NO	UPPER	NO	No Change
42003141000	UPPER	NO			Not Applicable
42003141100	UPPER	NO	UPPER	NO	No Change
42003141200			UPPER	NO	Not Applicable
42003141300	MIDDLE	NO	UPPER	NO	MIDDLE to UPPER
42003141400	UPPER	NO	UPPER	NO	No Change
42003151600	MIDDLE	NO	MIDDLE	NO	No Change
42003151700	MIDDLE	NO	MIDDLE	NO	No Change
42003160800	MODERATE	NO	MODERATE	NO	No Change
42003160900	UPPER	NO	UPPER	NO	No Change
42003161000			LOW	NO	Not Applicable
42003170200	UPPER	NO	MODERATE	NO	UPPER to MODERATE
42003170600	MIDDLE	NO	MODERATE	NO	MIDDLE to MODERATE
42003180300	LOW	NO	LOW	NO	No Change
42003180700	MODERATE	NO	LOW	NO	MODERATE to LOW
42003190300	MIDDLE	NO	MODERATE	NO	MIDDLE to MODERATE
42003191100	MIDDLE	NO	UPPER	NO	MIDDLE to UPPER
42003191400	MODERATE	NO	MIDDLE	NO	MODERATE to MIDDLE
42003191500	MODERATE	NO	MODERATE	NO	No Change
42003191600	MODERATE	NO	MODERATE	NO	No Change

Allegheny, PENNSYLVANIA

Census Tract	2021		2022		Change in Tract Income Class from 2021 through 2022
	Tract Income Class	Minority Tract	Tract Income Class	Minority Tract	
42003191700	MIDDLE	NO	MIDDLE	NO	No Change
42003191800	MIDDLE	NO	MIDDLE	NO	No Change
42003191900	MODERATE	NO	MIDDLE	NO	MODERATE to MIDDLE
42003192000	MIDDLE	NO	MIDDLE	NO	No Change
42003202200	MODERATE	NO	MODERATE	YES	No Change
42003202300	MIDDLE	NO	MIDDLE	NO	No Change
42003210700	MODERATE	YES			Not Applicable
42003220600	MIDDLE	NO			Not Applicable
42003240600	MODERATE	NO			Not Applicable
42003241200	MODERATE	NO			Not Applicable
42003241300			MIDDLE	NO	Not Applicable
42003250300	LOW	YES			Not Applicable
42003250700	LOW	YES			Not Applicable
42003250900	LOW	YES	LOW	YES	No Change
42003260200	MODERATE	NO	MIDDLE	NO	MODERATE to MIDDLE
42003260700	MIDDLE	YES	MIDDLE	NO	No Change
42003260900	LOW	YES			Not Applicable
42003261200	MIDDLE	NO			Not Applicable
42003261300			LOW	YES	Not Applicable
42003261400	LOW	YES	MODERATE	YES	LOW to MODERATE
42003261500	MODERATE	YES	MODERATE	YES	No Change
42003262000	LOW	NO	MODERATE	NO	LOW to MODERATE
42003270100	MIDDLE	NO	MIDDLE	NO	No Change
42003270300	MODERATE	NO	MIDDLE	NO	MODERATE to MIDDLE
42003270400	MODERATE	NO			Not Applicable
42003270800	MIDDLE	NO	MIDDLE	NO	No Change
42003271500	MODERATE	YES			Not Applicable



Tracts with empty cells are new or discontinued tracts

Allegheny, PENNSYLVANIA

Census Tract	2021		2022		Change in Tract Income Class from 2021 through 2022
	Tract Income Class	Minority Tract	Tract Income Class	Minority Tract	
42003271600			MODERATE	YES	Not Applicable
42003281400	MODERATE	NO	LOW	YES	MODERATE to LOW
42003281500	MODERATE	NO	MODERATE	NO	No Change
42003290100	MODERATE	NO	MODERATE	NO	No Change
42003290200	MODERATE	NO	MODERATE	NO	No Change
42003290400	MIDDLE	NO	MIDDLE	NO	No Change
42003300100	LOW	YES	MODERATE	YES	LOW to MODERATE
42003310200	MIDDLE	NO	MIDDLE	NO	No Change
42003310300	MIDDLE	NO			Not Applicable
42003320400	MODERATE	NO	MODERATE	NO	No Change
42003320600	MIDDLE	NO	MIDDLE	NO	No Change
42003320700	MIDDLE	NO	MIDDLE	NO	No Change
42003401100	MIDDLE	NO	MIDDLE	NO	No Change
42003401200	LOW	NO	MODERATE	NO	LOW to MODERATE
42003401300	MIDDLE	NO	MIDDLE	NO	No Change
42003402000	MIDDLE	NO	MODERATE	NO	MIDDLE to MODERATE
42003403500	MODERATE	NO	MODERATE	NO	No Change
42003404000	MIDDLE	NO	MIDDLE	NO	No Change
42003405000	MIDDLE	NO	MIDDLE	NO	No Change
42003406000	MIDDLE	NO	MIDDLE	NO	No Change
42003407001	MIDDLE	NO	MIDDLE	NO	No Change
42003407002	MIDDLE	NO	MIDDLE	NO	No Change
42003408001	UPPER	NO	UPPER	NO	No Change
42003408002	UPPER	NO	UPPER	NO	No Change
42003409000	UPPER	NO			Not Applicable
42003409001			UPPER	NO	Not Applicable
42003409002			UPPER	NO	Not Applicable

Allegheny, PENNSYLVANIA

Census Tract	2021		2022		Change in Tract Income Class from 2021 through 2022
	Tract Income Class	Minority Tract	Tract Income Class	Minority Tract	
42003410000	UPPER	NO	UPPER	NO	No Change
42003411000	UPPER	NO			Not Applicable
42003411001			UPPER	NO	Not Applicable
42003411002			UPPER	NO	Not Applicable
42003412001	UPPER	NO			Not Applicable
42003412002	UPPER	NO	UPPER	NO	No Change
42003412003			UPPER	NO	Not Applicable
42003412004			UPPER	NO	Not Applicable
42003413100	UPPER	NO	UPPER	NO	No Change
42003413201	UPPER	NO	UPPER	NO	No Change
42003413202	UPPER	NO	UPPER	NO	No Change
42003413300	UPPER	NO	UPPER	NO	No Change
42003413400	UPPER	NO	UPPER	NO	No Change
42003413500	UPPER	NO	UPPER	NO	No Change
42003414101	UPPER	NO	UPPER	NO	No Change
42003414102	UPPER	NO	UPPER	NO	No Change
42003414200	UPPER	NO	UPPER	NO	No Change
42003415001	UPPER	NO	UPPER	NO	No Change
42003415002	UPPER	NO	UPPER	NO	No Change
42003416000	MODERATE	NO	MIDDLE	NO	MODERATE to MIDDLE
42003417100	MIDDLE	NO	MODERATE	NO	MIDDLE to MODERATE
42003417200	MIDDLE	NO	MIDDLE	NO	No Change
42003418000	MIDDLE	NO	UPPER	NO	MIDDLE to UPPER
42003419000	MIDDLE	NO	MIDDLE	NO	No Change
42003420000	MODERATE	NO	MODERATE	NO	No Change
42003421100	UPPER	NO	UPPER	NO	No Change
42003421200	UPPER	NO	UPPER	NO	No Change



Allegheny, PENNSYLVANIA

Census Tract	2021		2022		Change in Tract Income Class from 2021 through 2022
	Tract Income Class	Minority Tract	Tract Income Class	Minority Tract	
42003422000	UPPER	NO	UPPER	NO	No Change
42003423000	UPPER	NO	UPPER	NO	No Change
42003424000	MODERATE	NO	MODERATE	NO	No Change
42003425000	MIDDLE	NO	MODERATE	NO	MIDDLE to MODERATE
42003426300	UPPER	NO	UPPER	NO	No Change
42003426400	MIDDLE	NO	MIDDLE	NO	No Change
42003426700	MIDDLE	NO	MIDDLE	NO	No Change
42003426800	UPPER	NO	UPPER	NO	No Change
42003427000	MODERATE	NO	MODERATE	NO	No Change
42003427100	UPPER	NO	UPPER	NO	No Change
42003427200	MODERATE	NO	MODERATE	NO	No Change
42003428100	MIDDLE	NO	MIDDLE	NO	No Change
42003428200	MIDDLE	NO	MIDDLE	NO	No Change
42003429100	UPPER	NO	MIDDLE	NO	UPPER to MIDDLE
42003429201	UPPER	NO	UPPER	NO	No Change
42003429202	UPPER	NO	UPPER	NO	No Change
42003429300	UPPER	NO	UPPER	NO	No Change
42003429400	MIDDLE	NO	UPPER	NO	MIDDLE to UPPER
42003429500	MIDDLE	NO	MIDDLE	NO	No Change
42003429600	MIDDLE	NO	UPPER	NO	MIDDLE to UPPER
42003429700	MIDDLE	NO	MODERATE	NO	MIDDLE to MODERATE
42003430100	MIDDLE	NO	MIDDLE	NO	No Change
42003430200	UPPER	NO	MIDDLE	NO	UPPER to MIDDLE
42003431100	MODERATE	NO	MIDDLE	NO	MODERATE to MIDDLE
42003431400	MIDDLE	NO	MIDDLE	NO	No Change
42003431500	MIDDLE	NO	UPPER	NO	MIDDLE to UPPER
42003432300	MIDDLE	NO	MIDDLE	NO	No Change

Allegheny, PENNSYLVANIA

Census Tract	2021		2022		Change in Tract Income Class from 2021 through 2022
	Tract Income Class	Minority Tract	Tract Income Class	Minority Tract	
42003432400	MIDDLE	NO	MIDDLE	NO	No Change
42003434000	UPPER	NO	UPPER	NO	No Change
42003435000	MIDDLE	NO	MIDDLE	NO	No Change
42003437000	UPPER	NO	UPPER	NO	No Change
42003439000	UPPER	NO	UPPER	NO	No Change
42003445500	UPPER	NO	UPPER	NO	No Change
42003446000	UPPER	NO	UPPER	NO	No Change
42003447000	UPPER	NO	MIDDLE	NO	UPPER to MIDDLE
42003448000	MIDDLE	NO	MODERATE	NO	MIDDLE to MODERATE
42003449000	MIDDLE	NO	MIDDLE	NO	No Change
42003450700	MODERATE	NO	MODERATE	NO	No Change
42003450800	MODERATE	NO	MODERATE	NO	No Change
42003451101	UPPER	NO	UPPER	NO	No Change
42003451102	MIDDLE	NO	MIDDLE	NO	No Change
42003451104	UPPER	NO	UPPER	NO	No Change
42003451105	MIDDLE	NO	UPPER	NO	MIDDLE to UPPER
42003451300	UPPER	NO	MIDDLE	NO	UPPER to MIDDLE
42003452000	MIDDLE	NO	UPPER	NO	MIDDLE to UPPER
42003453003	MIDDLE	NO	UPPER	NO	MIDDLE to UPPER
42003453004	UPPER	NO	UPPER	NO	No Change
42003455000	MIDDLE	NO	MIDDLE	NO	No Change
42003456001	UPPER	NO	UPPER	NO	No Change
42003456003	UPPER	NO	UPPER	NO	No Change
42003456004	UPPER	NO	UPPER	NO	No Change
42003457100	MODERATE	NO	MIDDLE	NO	MODERATE to MIDDLE
42003457200	MIDDLE	NO	MIDDLE	NO	No Change
42003458000	MIDDLE	NO			Not Applicable



Tracts with empty cells are new or discontinued tracts

Allegheny, PENNSYLVANIA

Census Tract	2021		2022		Change in Tract Income Class from 2021 through 2022
	Tract Income Class	Minority Tract	Tract Income Class	Minority Tract	
42003458001			UPPER	NO	Not Applicable
42003458002			UPPER	NO	Not Applicable
42003459101	MIDDLE	NO	MIDDLE	NO	No Change
42003459102	UPPER	NO	UPPER	NO	No Change
42003459201	UPPER	NO	MIDDLE	NO	UPPER to MIDDLE
42003459202	MIDDLE	NO	MIDDLE	NO	No Change
42003460001	MIDDLE	NO	MIDDLE	NO	No Change
42003460002	UPPER	NO	MIDDLE	NO	UPPER to MIDDLE
42003461000	MIDDLE	NO	MODERATE	NO	MIDDLE to MODERATE
42003462100	MODERATE	NO	MODERATE	NO	No Change
42003462600	MODERATE	NO	MODERATE	NO	No Change
42003463900	MODERATE	NO	MODERATE	NO	No Change
42003464300	MIDDLE	NO	MIDDLE	NO	No Change
42003464400	LOW	NO	NA	YES	LOW to NA
42003465600	MIDDLE	NO	MIDDLE	NO	No Change
42003465800	MIDDLE	NO	UPPER	NO	MIDDLE to UPPER
42003468700	MIDDLE	NO	MIDDLE	NO	No Change
42003468800	MODERATE	NO	MIDDLE	NO	MODERATE to MIDDLE
42003468900	MODERATE	NO	MIDDLE	NO	MODERATE to MIDDLE
42003469000	UPPER	NO	MIDDLE	NO	UPPER to MIDDLE
42003470300	MIDDLE	NO	MIDDLE	NO	No Change
42003470400	MIDDLE	NO	UPPER	NO	MIDDLE to UPPER
42003470501	MIDDLE	NO	UPPER	YES	MIDDLE to UPPER
42003470502	UPPER	NO	UPPER	NO	No Change
42003470600	MODERATE	NO	MIDDLE	NO	MODERATE to MIDDLE
42003471000	MIDDLE	NO	MIDDLE	NO	No Change
42003472100	MIDDLE	NO	MIDDLE	NO	No Change

Allegheny, PENNSYLVANIA

Census Tract	2021		2022		Change in Tract Income Class from 2021 through 2022
	Tract Income Class	Minority Tract	Tract Income Class	Minority Tract	
42003472200	MIDDLE	NO	MIDDLE	NO	No Change
42003472300	MIDDLE	NO	MIDDLE	NO	No Change
42003472400	MIDDLE	NO	MIDDLE	NO	No Change
42003473100	UPPER	NO	UPPER	NO	No Change
42003473200	UPPER	NO	UPPER	NO	No Change
42003473300	UPPER	NO	UPPER	NO	No Change
42003473401	UPPER	NO	UPPER	NO	No Change
42003473402	UPPER	NO	UPPER	NO	No Change
42003473500	UPPER	NO	UPPER	NO	No Change
42003473601	UPPER	NO	UPPER	NO	No Change
42003473602	UPPER	NO	UPPER	NO	No Change
42003474101	UPPER	NO	UPPER	NO	No Change
42003474102	UPPER	NO	UPPER	NO	No Change
42003474201	UPPER	NO	UPPER	NO	No Change
42003474202	UPPER	NO	UPPER	NO	No Change
42003474203	UPPER	NO	UPPER	NO	No Change
42003475101	MIDDLE	NO	MIDDLE	NO	No Change
42003475102	UPPER	NO	MIDDLE	NO	UPPER to MIDDLE
42003475200	MIDDLE	NO	UPPER	NO	MIDDLE to UPPER
42003475301	MIDDLE	NO	MIDDLE	NO	No Change
42003475303	UPPER	NO	UPPER	NO	No Change
42003475304	UPPER	NO	UPPER	NO	No Change
42003475401	MIDDLE	NO	UPPER	NO	MIDDLE to UPPER
42003475402	UPPER	NO	UPPER	NO	No Change
42003476100	MIDDLE	NO	MIDDLE	NO	No Change
42003476200	MIDDLE	NO	MIDDLE	NO	No Change
42003477100	MIDDLE	NO	UPPER	NO	MIDDLE to UPPER



Allegheny, PENNSYLVANIA

Census Tract	2021		2022		Change in Tract Income Class from 2021 through 2022
	Tract Income Class	Minority Tract	Tract Income Class	Minority Tract	
42003477200	UPPER	NO	MIDDLE	NO	UPPER to MIDDLE
42003477300	MIDDLE	NO	MIDDLE	NO	No Change
42003478100	MIDDLE	NO	MIDDLE	NO	No Change
42003478200	MIDDLE	NO	MIDDLE	NO	No Change
42003479000	MIDDLE	NO	MIDDLE	NO	No Change
42003480101	MIDDLE	NO	MODERATE	NO	MIDDLE to MODERATE
42003480102	MIDDLE	NO	MIDDLE	NO	No Change
42003480200	MIDDLE	NO	MIDDLE	NO	No Change
42003480300	MIDDLE	NO	MIDDLE	NO	No Change
42003480400	MIDDLE	NO	MIDDLE	NO	No Change
42003481000	LOW	NO	MODERATE	YES	LOW to MODERATE
42003482500	MIDDLE	NO	MIDDLE	NO	No Change
42003483800	LOW	YES	LOW	YES	No Change
42003484300	MODERATE	NO	MIDDLE	NO	MODERATE to MIDDLE
42003484500	MIDDLE	NO	MODERATE	NO	MIDDLE to MODERATE
42003484600	MODERATE	NO	MIDDLE	NO	MODERATE to MIDDLE
42003485000	MODERATE	NO	MODERATE	NO	No Change
42003486700	LOW	YES	LOW	YES	No Change
42003486800	LOW	YES	MODERATE	YES	LOW to MODERATE
42003486900	LOW	YES	MODERATE	YES	LOW to MODERATE
42003487000	MIDDLE	NO	MODERATE	NO	MIDDLE to MODERATE
42003488100	MIDDLE	NO	MODERATE	NO	MIDDLE to MODERATE
42003488200	MODERATE	NO	MODERATE	NO	No Change
42003488300	UPPER	NO	MIDDLE	NO	UPPER to MIDDLE
42003488400	MIDDLE	NO	MODERATE	NO	MIDDLE to MODERATE
42003488500	MIDDLE	NO	MIDDLE	NO	No Change
42003488600	MIDDLE	NO	MIDDLE	NO	No Change

Allegheny, PENNSYLVANIA

Census Tract	2021		2022		Change in Tract Income Class from 2021 through 2022
	Tract Income Class	Minority Tract	Tract Income Class	Minority Tract	
42003489001	MIDDLE	NO	MIDDLE	NO	No Change
42003489002	UPPER	NO	MIDDLE	NO	UPPER to MIDDLE
42003490002	MIDDLE	NO	MIDDLE	NO	No Change
42003490003	UPPER	NO	UPPER	NO	No Change
42003490004	UPPER	NO	UPPER	NO	No Change
42003491101	UPPER	NO	UPPER	NO	No Change
42003491200	MIDDLE	NO	MIDDLE	NO	No Change
42003492700	MIDDLE	NO	MODERATE	NO	MIDDLE to MODERATE
42003492800	MODERATE	YES	MODERATE	YES	No Change
42003492900	MODERATE	NO	LOW	NO	MODERATE to LOW
42003494000	MIDDLE	NO	MODERATE	NO	MIDDLE to MODERATE
42003495000	MIDDLE	NO	MODERATE	NO	MIDDLE to MODERATE
42003496101	MIDDLE	NO	UPPER	NO	MIDDLE to UPPER
42003496102	MIDDLE	NO	MIDDLE	NO	No Change
42003496200	MIDDLE	NO	MIDDLE	NO	No Change
42003497000	MIDDLE	NO	MIDDLE	NO	No Change
42003498000	MIDDLE	NO	MIDDLE	NO	No Change
42003499300	MODERATE	NO	MODERATE	NO	No Change
42003499400	MODERATE	NO	MODERATE	NO	No Change
42003500300	MIDDLE	NO	MIDDLE	NO	No Change
42003501000	MODERATE	NO	MODERATE	NO	No Change
42003503002	MIDDLE	NO	MIDDLE	NO	No Change
42003504100	MODERATE	NO	MODERATE	NO	No Change
42003507000	MODERATE	NO	MIDDLE	NO	MODERATE to MIDDLE
42003508000	LOW	NO	MODERATE	NO	LOW to MODERATE
42003509400	MODERATE	NO	LOW	NO	MODERATE to LOW
42003510000	LOW	YES	LOW	YES	No Change



Allegheny, PENNSYLVANIA

Census Tract	2021		2022		Change in Tract Income Class from 2021 through 2022
	Tract Income Class	Minority Tract	Tract Income Class	Minority Tract	
42003512000	MODERATE	NO	MODERATE	NO	No Change
42003512800	LOW	YES			Not Applicable
42003512900	LOW	YES			Not Applicable
42003513000			MODERATE	YES	Not Applicable
42003513800	LOW	YES	LOW	YES	No Change
42003514000	LOW	YES	LOW	YES	No Change
42003515100	MODERATE	YES	MODERATE	YES	No Change
42003515200	MODERATE	NO	MIDDLE	NO	MODERATE to MIDDLE
42003515300	MODERATE	NO	MODERATE	YES	No Change
42003515401	MIDDLE	NO	UPPER	NO	MIDDLE to UPPER
42003516100	UPPER	NO	UPPER	NO	No Change
42003516200	UPPER	NO	UPPER	NO	No Change
42003517000	MIDDLE	NO	MODERATE	NO	MIDDLE to MODERATE
42003518001	UPPER	NO	UPPER	NO	No Change
42003519000	UPPER	NO	UPPER	NO	No Change
42003520001	MIDDLE	NO	MIDDLE	NO	No Change
42003520002	MIDDLE	NO	MODERATE	NO	MIDDLE to MODERATE
42003521100	UPPER	NO	MIDDLE	NO	UPPER to MIDDLE
42003521200	MIDDLE	NO	MIDDLE	NO	No Change
42003521301	MIDDLE	NO	MIDDLE	NO	No Change
42003521302	MIDDLE	NO	MIDDLE	NO	No Change
42003521401	MIDDLE	NO	MIDDLE	NO	No Change
42003521402	UPPER	NO	UPPER	NO	No Change
42003521500	MIDDLE	NO	MIDDLE	NO	No Change
42003522000	MODERATE	NO	LOW	NO	MODERATE to LOW
42003523100	MODERATE	YES	MODERATE	YES	No Change
42003523200	MODERATE	YES	MODERATE	YES	No Change

Allegheny, PENNSYLVANIA

Census Tract	2021		2022		Change in Tract Income Class from 2021 through 2022
	Tract Income Class	Minority Tract	Tract Income Class	Minority Tract	
42003523300	MIDDLE	NO	MIDDLE	YES	No Change
42003523400	MIDDLE	NO	MODERATE	YES	MIDDLE to MODERATE
42003523501	MODERATE	YES	MODERATE	YES	No Change
42003523502	MIDDLE	NO	MODERATE	NO	MIDDLE to MODERATE
42003523600	MIDDLE	NO	MIDDLE	NO	No Change
42003523701	MIDDLE	NO	MIDDLE	NO	No Change
42003523702	MIDDLE	NO	MIDDLE	NO	No Change
42003523800	MIDDLE	NO	MIDDLE	NO	No Change
42003524000	MODERATE	NO	MODERATE	NO	No Change
42003525100	UPPER	NO	UPPER	NO	No Change
42003525200	MIDDLE	NO	UPPER	NO	MIDDLE to UPPER
42003525300	UPPER	NO	UPPER	NO	No Change
42003526101	UPPER	NO	UPPER	NO	No Change
42003526102	MIDDLE	NO	MIDDLE	NO	No Change
42003526201	UPPER	NO	MIDDLE	NO	UPPER to MIDDLE
42003526202	MIDDLE	NO	MIDDLE	NO	No Change
42003526301	MIDDLE	NO	UPPER	NO	MIDDLE to UPPER
42003526302	MIDDLE	NO	MIDDLE	NO	No Change
42003550900	LOW	YES	LOW	YES	No Change
42003551200	MODERATE	NO	LOW	YES	MODERATE to LOW
42003551300	MIDDLE	NO	MIDDLE	NO	No Change
42003551900	LOW	NO	NA	YES	LOW to NA
42003552000	MODERATE	YES	MODERATE	YES	No Change
42003552100	LOW	YES	LOW	YES	No Change
42003552200	MODERATE	NO	NA	NO	MODERATE to NA
42003552300	LOW	YES	MODERATE	YES	LOW to MODERATE
42003552400	MIDDLE	NO	LOW	NO	MIDDLE to LOW



GeoDataVision Report D-1 Census Tract Reference Book 2021/2022: PENNSYLVANIA

Allegheny, PENNSYLVANIA

Census Tract	2021		2022		Change in Tract Income Class from 2021 through 2022
	Tract Income Class	Minority Tract	Tract Income Class	Minority Tract	
42003560400	LOW	YES	MODERATE	YES	LOW to MODERATE
42003560500	UPPER	NO	UPPER	NO	No Change
42003560600	LOW	YES			Not Applicable
42003561000	LOW	YES			Not Applicable
42003561100	LOW	YES			Not Applicable
42003561200	MODERATE	YES			Not Applicable
42003561400	MODERATE	YES	MODERATE	YES	No Change
42003561500	LOW	YES	MODERATE	YES	LOW to MODERATE
42003561600	MODERATE	NO			Not Applicable
42003561700	MODERATE	NO			Not Applicable
42003561900	MODERATE	YES	LOW	YES	MODERATE to LOW
42003562000	MODERATE	NO	MODERATE	NO	No Change
42003562300	LOW	YES	LOW	YES	No Change
42003562400	MODERATE	YES	LOW	YES	MODERATE to LOW
42003562500	MODERATE	YES	LOW	YES	MODERATE to LOW
42003562600	MODERATE	NO	MODERATE	NO	No Change
42003562700	MIDDLE	NO	MIDDLE	NO	No Change
42003562800	MODERATE	NO	MIDDLE	NO	MODERATE to MIDDLE
42003562900	MODERATE	NO			Not Applicable
42003562901			LOW	NO	Not Applicable
42003563000	MIDDLE	NO	MIDDLE	YES	No Change
42003563100	MIDDLE	NO	MIDDLE	NO	No Change
42003563200	MODERATE	NO			Not Applicable
42003563201			NA	NO	Not Applicable
42003563202			MIDDLE	NO	Not Applicable
42003563300	UPPER	NO	UPPER	NO	No Change
42003563800	UPPER	NO	UPPER	NO	No Change

Allegheny, PENNSYLVANIA

Census Tract	2021		2022		Change in Tract Income Class from 2021 through 2022
	Tract Income Class	Minority Tract	Tract Income Class	Minority Tract	
42003563900	MIDDLE	NO	MIDDLE	NO	No Change
42003564000	MIDDLE	NO	UPPER	NO	MIDDLE to UPPER
42003564100	UPPER	NO	UPPER	NO	No Change
42003564200	MIDDLE	NO	MIDDLE	NO	No Change
42003564400	MIDDLE	NO	MIDDLE	NO	No Change
42003564500	MIDDLE	NO	MIDDLE	NO	No Change
42003564700			LOW	YES	Not Applicable
42003564800			LOW	YES	Not Applicable
42003565100			MIDDLE	NO	Not Applicable
42003565200			MODERATE	YES	Not Applicable
42003565300			MODERATE	NO	Not Applicable
42003980000	UPPER	NO	NA	NO	UPPER to NA
42003980100	NA	NO	NA	NO	No Change
42003980300	NA	NO	NA	NO	No Change
42003980400	NA	NO	NA	NO	No Change
42003980500	NA	NO	NA	NO	No Change
42003980600	NA	NO	NA	NO	No Change
42003980700	NA	NO	NA	NO	No Change
42003980800	NA	NO	NA	YES	No Change
42003980900	NA	YES	NA	NO	No Change
42003981000	NA	NO	NA	NO	No Change
42003981100	NA	NO	NA	NO	No Change
42003981200	NA	NO	NA	NO	No Change
42003981800	NA	YES	NA	NO	No Change
42003982200	NA	NO	NA	NO	No Change



Allegheny, PENNSYLVANIA

Census Tract	2021		2022		Change in Tract Income Class from 2021 through 2022
	Tract Income Class	Minority Tract	Tract Income Class	Minority Tract	
Summary Data: Allegheny			2021	2022	
Number of Census Tracts			402	394	
Number of Minority Tracts			63	63	
Percentage of Minority Tracts			15.67%	15.99%	
Number of Low Income Tracts			47	38	
Percentage of Low Income Tracts			11.69%	9.64%	
Number of Moderate Income Tracts			84	83	
Percentage of Moderate Income Tracts			20.90%	21.07%	
Number of Middle Income Tracts			151	137	
Percentage of Middle Income Tracts			37.56%	34.77%	
Number of Upper Income Tracts			106	115	
Percentage of Upper Income Tracts			26.37%	29.19%	
Number of NA Income Tracts			14	21	
Percentage of NA Income Tracts			3.48%	5.33%	

Armstrong, PENNSYLVANIA

Census Tract	2021		2022		Change in Tract Income Class from 2021 through 2022
	Tract Income Class	Minority Tract	Tract Income Class	Minority Tract	
42005950100	MODERATE	NO	MODERATE	NO	No Change
42005950200	MODERATE	NO	MODERATE	NO	No Change
42005950300	MODERATE	NO	MIDDLE	NO	MODERATE to MIDDLE

Armstrong, PENNSYLVANIA

Census Tract	2021		2022		Change in Tract Income Class from 2021 through 2022
	Tract Income Class	Minority Tract	Tract Income Class	Minority Tract	
42005950400	MIDDLE	NO	MIDDLE	NO	No Change
42005950500	MIDDLE	NO	MIDDLE	NO	No Change
42005950600	MODERATE	NO	MODERATE	NO	No Change
42005950700	MIDDLE	NO	MODERATE	NO	MIDDLE to MODERATE
42005950800	MIDDLE	NO	MIDDLE	NO	No Change
42005950900	MIDDLE	NO	MIDDLE	NO	No Change
42005951000	MODERATE	NO	MODERATE	NO	No Change
42005951100	MODERATE	NO	MODERATE	NO	No Change
42005951200	MIDDLE	NO	MIDDLE	NO	No Change
42005951300	MIDDLE	NO	MIDDLE	NO	No Change
42005951400	MODERATE	NO	MODERATE	NO	No Change
42005951500	MODERATE	NO	MIDDLE	NO	MODERATE to MIDDLE
42005951600	MIDDLE	NO	MODERATE	NO	MIDDLE to MODERATE
42005951700	MODERATE	NO	MIDDLE	NO	MODERATE to MIDDLE
42005951800	MODERATE	NO	MODERATE	NO	No Change
42005951900	MODERATE	NO	MODERATE	NO	No Change



Armstrong, PENNSYLVANIA

Census Tract	2021		2022		Change in Tract Income Class from 2021 through 2022
	Tract Income Class	Minority Tract	Tract Income Class	Minority Tract	

Summary Data: Armstrong	2021	2022
Number of Census Tracts	19	19
Number of Minority Tracts	0	0
Percentage of Minority Tracts	0.00%	0.00%
Number of Low Income Tracts	0	0
Percentage of Low Income Tracts	0.00%	0.00%
Number of Moderate Income Tracts	11	10
Percentage of Moderate Income Tracts	57.89%	52.63%
Number of Middle Income Tracts	8	9
Percentage of Middle Income Tracts	42.11%	47.37%
Number of Upper Income Tracts	0	0
Percentage of Upper Income Tracts	0.00%	0.00%
Number of NA Income Tracts	0	0
Percentage of NA Income Tracts	0.00%	0.00%

Beaver, PENNSYLVANIA

Census Tract	2021		2022		Change in Tract Income Class from 2021 through 2022
	Tract Income Class	Minority Tract	Tract Income Class	Minority Tract	
42007600601	MIDDLE	NO	MIDDLE	NO	No Change
42007600602	MIDDLE	NO	MIDDLE	NO	No Change
42007600700	MIDDLE	NO			Not Applicable

Beaver, PENNSYLVANIA

Census Tract	2021		2022		Change in Tract Income Class from 2021 through 2022
	Tract Income Class	Minority Tract	Tract Income Class	Minority Tract	
42007600701			UPPER	NO	Not Applicable
42007600702			UPPER	NO	Not Applicable
42007601000	MIDDLE	NO	MIDDLE	NO	No Change
42007601100	MODERATE	NO	MIDDLE	NO	MODERATE to MIDDLE
42007601200	MODERATE	NO	LOW	NO	MODERATE to LOW
42007601300	MODERATE	NO	MODERATE	NO	No Change
42007601400	MODERATE	NO	MODERATE	NO	No Change
42007601600	MODERATE	NO	MODERATE	NO	No Change
42007601700	MIDDLE	NO	MIDDLE	NO	No Change
42007601800	MIDDLE	NO			Not Applicable
42007601801			MIDDLE	NO	Not Applicable
42007601802			MODERATE	NO	Not Applicable
42007602100	MIDDLE	NO	MODERATE	NO	MIDDLE to MODERATE
42007602300	MIDDLE	NO	MIDDLE	NO	No Change
42007602400	MIDDLE	NO	UPPER	NO	MIDDLE to UPPER
42007602500	MODERATE	NO	MIDDLE	NO	MODERATE to MIDDLE
42007602601	MIDDLE	NO	UPPER	NO	MIDDLE to UPPER
42007602602	UPPER	NO	UPPER	NO	No Change
42007602701	MIDDLE	NO	MIDDLE	NO	No Change
42007602702	MIDDLE	NO	MIDDLE	NO	No Change
42007602800	MODERATE	NO	MODERATE	NO	No Change
42007602900	MIDDLE	NO	MIDDLE	NO	No Change
42007603000	MIDDLE	NO	MIDDLE	NO	No Change
42007603202	UPPER	NO	MIDDLE	NO	UPPER to MIDDLE
42007603300	MIDDLE	NO	MIDDLE	NO	No Change
42007603400	MIDDLE	NO	MIDDLE	NO	No Change
42007603500	MODERATE	NO	MODERATE	NO	No Change



Beaver, PENNSYLVANIA

Census Tract	2021		2022		Change in Tract Income Class from 2021 through 2022
	Tract Income Class	Minority Tract	Tract Income Class	Minority Tract	
42007603600	MIDDLE	NO	MIDDLE	NO	No Change
42007603700	MIDDLE	NO	MODERATE	NO	MIDDLE to MODERATE
42007603801	MIDDLE	NO	MIDDLE	NO	No Change
42007603802	UPPER	NO	UPPER	NO	No Change
42007603803	MIDDLE	NO	MIDDLE	NO	No Change
42007603900	MIDDLE	NO	MIDDLE	NO	No Change
42007604000	MODERATE	NO	MODERATE	NO	No Change
42007604100	MODERATE	NO	MODERATE	NO	No Change
42007604200	MODERATE	NO	MIDDLE	NO	MODERATE to MIDDLE
42007604500	LOW	YES	MODERATE	YES	LOW to MODERATE
42007604600	MODERATE	NO	MODERATE	NO	No Change
42007604700	MODERATE	NO	MODERATE	NO	No Change
42007604800	MIDDLE	NO	MIDDLE	NO	No Change
42007604901	MIDDLE	NO	MIDDLE	NO	No Change
42007604902	UPPER	NO	MIDDLE	NO	UPPER to MIDDLE
42007605001	MIDDLE	NO	MIDDLE	NO	No Change
42007605002	MIDDLE	NO	MIDDLE	NO	No Change
42007605100	MIDDLE	NO	MIDDLE	NO	No Change
42007605200	MODERATE	NO	MODERATE	NO	No Change
42007605300	MIDDLE	NO	MIDDLE	NO	No Change
42007605400	MODERATE	NO	MODERATE	NO	No Change
42007605500	MIDDLE	NO	MIDDLE	NO	No Change
42007605600	MIDDLE	NO	MODERATE	NO	MIDDLE to MODERATE
42007605700	MODERATE	NO	MODERATE	YES	No Change
42007605800	MIDDLE	NO	MIDDLE	NO	No Change

Beaver, PENNSYLVANIA

Census Tract	2021		2022		Change in Tract Income Class from 2021 through 2022
	Tract Income Class	Minority Tract	Tract Income Class	Minority Tract	
Summary Data: Beaver			2021	2022	
Number of Census Tracts			51	53	
Number of Minority Tracts			1	2	
Percentage of Minority Tracts			1.96%	3.77%	
Number of Low Income Tracts			1	1	
Percentage of Low Income Tracts			1.96%	1.89%	
Number of Moderate Income Tracts			16	17	
Percentage of Moderate Income Tracts			31.37%	32.08%	
Number of Middle Income Tracts			30	29	
Percentage of Middle Income Tracts			58.82%	54.72%	
Number of Upper Income Tracts			4	6	
Percentage of Upper Income Tracts			7.84%	11.32%	
Number of NA Income Tracts			0	0	
Percentage of NA Income Tracts			0.00%	0.00%	

Bedford, PENNSYLVANIA

Census Tract	2021		2022		Change in Tract Income Class from 2021 through 2022
	Tract Income Class	Minority Tract	Tract Income Class	Minority Tract	
42009960100	MIDDLE	NO	MIDDLE	NO	No Change
42009960200	MIDDLE	NO	MIDDLE	NO	No Change
42009960300	MIDDLE	NO	MIDDLE	NO	No Change



Bedford, PENNSYLVANIA

Census Tract	2021		2022		Change in Tract Income Class from 2021 through 2022
	Tract Income Class	Minority Tract	Tract Income Class	Minority Tract	
42009960400	MIDDLE	NO	MIDDLE	NO	No Change
42009960500	MIDDLE	NO	MODERATE	NO	MIDDLE to MODERATE
42009960600	MIDDLE	NO	MIDDLE	NO	No Change
42009960700	MIDDLE	NO	MIDDLE	NO	No Change
42009960800	MIDDLE	NO	MIDDLE	NO	No Change
42009960900	MIDDLE	NO	MIDDLE	NO	No Change
42009961000	MIDDLE	NO			Not Applicable
42009961001			MIDDLE	NO	Not Applicable
42009961002			MIDDLE	NO	Not Applicable
42009961100	MIDDLE	NO	MIDDLE	NO	No Change

Bedford, PENNSYLVANIA

Census Tract	2021		2022		Change in Tract Income Class from 2021 through 2022
	Tract Income Class	Minority Tract	Tract Income Class	Minority Tract	

Summary Data: Bedford	2021	2022
Number of Census Tracts	11	12
Number of Minority Tracts	0	0
Percentage of Minority Tracts	0.00%	0.00%
Number of Low Income Tracts	0	0
Percentage of Low Income Tracts	0.00%	0.00%
Number of Moderate Income Tracts	0	1
Percentage of Moderate Income Tracts	0.00%	8.33%
Number of Middle Income Tracts	11	11
Percentage of Middle Income Tracts	100.00%	91.67%
Number of Upper Income Tracts	0	0
Percentage of Upper Income Tracts	0.00%	0.00%
Number of NA Income Tracts	0	0
Percentage of NA Income Tracts	0.00%	0.00%

Berks, PENNSYLVANIA

Census Tract	2021		2022		Change in Tract Income Class from 2021 through 2022
	Tract Income Class	Minority Tract	Tract Income Class	Minority Tract	
42011000100	LOW	YES	LOW	YES	No Change
42011000200	LOW	YES	LOW	YES	No Change
42011000300	MODERATE	YES	MODERATE	YES	No Change



Berks, PENNSYLVANIA

Census Tract	2021		2022		Change in Tract Income Class from 2021 through 2022
	Tract Income Class	Minority Tract	Tract Income Class	Minority Tract	
42011000400	LOW	YES	MODERATE	YES	LOW to MODERATE
42011000500	MODERATE	YES	MODERATE	YES	No Change
42011000600	MIDDLE	NO	MIDDLE	YES	No Change
42011000700	MODERATE	YES	MODERATE	YES	No Change
42011000800	LOW	YES	MODERATE	YES	LOW to MODERATE
42011000900	LOW	YES	LOW	YES	No Change
42011001000	LOW	YES	LOW	YES	No Change
42011001100	LOW	YES	MODERATE	YES	LOW to MODERATE
42011001200	LOW	YES	MODERATE	YES	LOW to MODERATE
42011001300	LOW	YES	LOW	YES	No Change
42011001400	LOW	YES	LOW	YES	No Change
42011001500	LOW	YES	MODERATE	YES	LOW to MODERATE
42011001600	LOW	YES	MODERATE	YES	LOW to MODERATE
42011001700	LOW	YES	MODERATE	YES	LOW to MODERATE
42011001800	MODERATE	YES	MIDDLE	YES	MODERATE to MIDDLE
42011001900	MODERATE	YES	LOW	YES	MODERATE to LOW
42011002000	LOW	YES			Not Applicable
42011002001			MODERATE	YES	Not Applicable
42011002002			MODERATE	YES	Not Applicable
42011002100	LOW	YES	LOW	YES	No Change
42011002200	LOW	YES	LOW	YES	No Change
42011002300	LOW	YES	LOW	YES	No Change
42011002500	LOW	YES	LOW	YES	No Change
42011002600	LOW	YES	LOW	YES	No Change
42011002700	MIDDLE	NO	MIDDLE	NO	No Change
42011002900	MODERATE	NO	MODERATE	YES	No Change
42011010100	MIDDLE	NO	MIDDLE	NO	No Change

Berks, PENNSYLVANIA

Census Tract	2021		2022		Change in Tract Income Class from 2021 through 2022
	Tract Income Class	Minority Tract	Tract Income Class	Minority Tract	
42011010201	MIDDLE	NO	MIDDLE	NO	No Change
42011010202	MIDDLE	NO	MIDDLE	NO	No Change
42011010302	MIDDLE	NO	UPPER	NO	MIDDLE to UPPER
42011010303	MIDDLE	NO	MIDDLE	NO	No Change
42011010304	MIDDLE	NO	UPPER	NO	MIDDLE to UPPER
42011010400	MIDDLE	NO			Not Applicable
42011010401			MODERATE	NO	Not Applicable
42011010402			MIDDLE	NO	Not Applicable
42011010500	MIDDLE	NO	MIDDLE	NO	No Change
42011010600	UPPER	NO			Not Applicable
42011010601			MIDDLE	NO	Not Applicable
42011010602			UPPER	NO	Not Applicable
42011010700	UPPER	NO			Not Applicable
42011010701			UPPER	NO	Not Applicable
42011010702			MIDDLE	NO	Not Applicable
42011010801	MIDDLE	NO	MIDDLE	NO	No Change
42011010802	MIDDLE	NO			Not Applicable
42011010803			MIDDLE	NO	Not Applicable
42011010804			UPPER	NO	Not Applicable
42011010902	MIDDLE	NO	MIDDLE	NO	No Change
42011010903	UPPER	NO	UPPER	NO	No Change
42011010904	UPPER	NO	MIDDLE	NO	UPPER to MIDDLE
42011010905	MIDDLE	NO	MIDDLE	NO	No Change
42011011000	MIDDLE	NO	MIDDLE	NO	No Change
42011011101	MIDDLE	NO	MODERATE	NO	MIDDLE to MODERATE
42011011102	UPPER	NO	UPPER	NO	No Change
42011011200	MODERATE	NO	MODERATE	NO	No Change



GeoDataVision Report D-1 Census Tract Reference Book 2021/2022: PENNSYLVANIA

Berks, PENNSYLVANIA

Census Tract	2021		2022		Change in Tract Income Class from 2021 through 2022
	Tract Income Class	Minority Tract	Tract Income Class	Minority Tract	
42011011300	MIDDLE	NO	MIDDLE	NO	No Change
42011011400	MIDDLE	NO	MIDDLE	NO	No Change
42011011500	MIDDLE	NO	MIDDLE	NO	No Change
42011011601	MIDDLE	NO	MIDDLE	NO	No Change
42011011602	UPPER	NO	MIDDLE	NO	UPPER to MIDDLE
42011011603	UPPER	NO	UPPER	NO	No Change
42011011701	UPPER	NO			Not Applicable
42011011702	UPPER	NO	UPPER	NO	No Change
42011011703	UPPER	NO	UPPER	NO	No Change
42011011704			UPPER	NO	Not Applicable
42011011705			MIDDLE	NO	Not Applicable
42011011800	MIDDLE	NO	MIDDLE	NO	No Change
42011011902	MIDDLE	NO	UPPER	NO	MIDDLE to UPPER
42011011903	UPPER	NO	UPPER	NO	No Change
42011011904	UPPER	NO			Not Applicable
42011011905			UPPER	NO	Not Applicable
42011011906			UPPER	NO	Not Applicable
42011012001	MIDDLE	NO	MIDDLE	NO	No Change
42011012002	MIDDLE	NO			Not Applicable
42011012003			UPPER	NO	Not Applicable
42011012004			MIDDLE	NO	Not Applicable
42011012101	MIDDLE	NO	MIDDLE	NO	No Change
42011012103	UPPER	NO	MIDDLE	NO	UPPER to MIDDLE
42011012104	MIDDLE	NO	MIDDLE	NO	No Change
42011012105	UPPER	NO			Not Applicable
42011012106			UPPER	NO	Not Applicable
42011012107			UPPER	NO	Not Applicable

Berks, PENNSYLVANIA

Census Tract	2021		2022		Change in Tract Income Class from 2021 through 2022
	Tract Income Class	Minority Tract	Tract Income Class	Minority Tract	
42011012200	MIDDLE	NO	MODERATE	NO	MIDDLE to MODERATE
42011012300	MIDDLE	NO	MIDDLE	NO	No Change
42011012400	MIDDLE	NO	MIDDLE	NO	No Change
42011012500	MIDDLE	NO	MIDDLE	NO	No Change
42011012600	MIDDLE	NO	MODERATE	YES	MIDDLE to MODERATE
42011012700	MIDDLE	NO			Not Applicable
42011012701			MIDDLE	NO	Not Applicable
42011012702			UPPER	NO	Not Applicable
42011012800	MIDDLE	NO	MIDDLE	NO	No Change
42011012900	UPPER	NO			Not Applicable
42011012901			MIDDLE	NO	Not Applicable
42011012902			UPPER	NO	Not Applicable
42011013000	MIDDLE	NO	MIDDLE	NO	No Change
42011013100	MIDDLE	NO	MIDDLE	NO	No Change
42011013200	MIDDLE	NO	MIDDLE	NO	No Change
42011013301	MIDDLE	NO	MIDDLE	NO	No Change
42011013302	MIDDLE	NO	MIDDLE	NO	No Change
42011013401	UPPER	NO			Not Applicable
42011013402	MIDDLE	NO	MIDDLE	NO	No Change
42011013403			UPPER	NO	Not Applicable
42011013404			MIDDLE	NO	Not Applicable
42011013500	MIDDLE	NO			Not Applicable
42011013501			UPPER	NO	Not Applicable
42011013502			UPPER	NO	Not Applicable
42011013503			UPPER	NO	Not Applicable
42011013600	MIDDLE	NO	MIDDLE	NO	No Change
42011013701	MIDDLE	NO	MIDDLE	NO	No Change



Tracts with empty cells are new or discontinued tracts

Berks, PENNSYLVANIA

Census Tract	2021		2022		Change in Tract Income Class from 2021 through 2022
	Tract Income Class	Minority Tract	Tract Income Class	Minority Tract	
42011013702	MIDDLE	NO	MIDDLE	NO	No Change
42011013800	MIDDLE	NO	MIDDLE	NO	No Change
42011013900	MIDDLE	NO			Not Applicable
42011013901			MIDDLE	NO	Not Applicable
42011013902			MIDDLE	NO	Not Applicable
42011014000	MIDDLE	NO	MIDDLE	NO	No Change
42011014100	MIDDLE	NO			Not Applicable
42011014101			NA	NO	Not Applicable
42011014102			MIDDLE	NO	Not Applicable
42011014200	MIDDLE	NO			Not Applicable
42011014201			MIDDLE	NO	Not Applicable
42011014202			MIDDLE	NO	Not Applicable

Berks, PENNSYLVANIA

Census Tract	2021		2022		Change in Tract Income Class from 2021 through 2022
	Tract Income Class	Minority Tract	Tract Income Class	Minority Tract	

Summary Data: Berks	2021	2022
Number of Census Tracts	90	107
Number of Minority Tracts	24	28
Percentage of Minority Tracts	26.67%	26.17%
Number of Low Income Tracts	19	12
Percentage of Low Income Tracts	21.11%	11.21%
Number of Moderate Income Tracts	7	18
Percentage of Moderate Income Tracts	7.78%	16.82%
Number of Middle Income Tracts	48	52
Percentage of Middle Income Tracts	53.33%	48.60%
Number of Upper Income Tracts	16	24
Percentage of Upper Income Tracts	17.78%	22.43%
Number of NA Income Tracts	0	1
Percentage of NA Income Tracts	0.00%	0.93%

Blair, PENNSYLVANIA

Census Tract	2021		2022		Change in Tract Income Class from 2021 through 2022
	Tract Income Class	Minority Tract	Tract Income Class	Minority Tract	
42013010101	MIDDLE	NO	MIDDLE	NO	No Change
42013010102	MODERATE	NO	MODERATE	NO	No Change
42013010103	MIDDLE	NO	MIDDLE	NO	No Change



Blair, PENNSYLVANIA

Census Tract	2021		2022		Change in Tract Income Class from 2021 through 2022
	Tract Income Class	Minority Tract	Tract Income Class	Minority Tract	
42013010401	MIDDLE	NO	MIDDLE	NO	No Change
42013010402	MIDDLE	NO			Not Applicable
42013010403			UPPER	NO	Not Applicable
42013010404			MIDDLE	NO	Not Applicable
42013010500	UPPER	NO	MIDDLE	NO	UPPER to MIDDLE
42013010600	MIDDLE	NO	MIDDLE	NO	No Change
42013010700	MIDDLE	NO			Not Applicable
42013010701			MIDDLE	NO	Not Applicable
42013010702			UPPER	NO	Not Applicable
42013010800	MIDDLE	NO	MIDDLE	NO	No Change
42013010900	UPPER	NO	UPPER	NO	No Change
42013011001	MIDDLE	NO	MIDDLE	NO	No Change
42013011002	MIDDLE	NO	MODERATE	NO	MIDDLE to MODERATE
42013011100	MIDDLE	NO			Not Applicable
42013011101			MIDDLE	NO	Not Applicable
42013011102			UPPER	NO	Not Applicable
42013011200	MIDDLE	NO			Not Applicable
42013011201			UPPER	NO	Not Applicable
42013011202			MIDDLE	NO	Not Applicable
42013011300	MIDDLE	NO	MIDDLE	NO	No Change
42013011400	MIDDLE	NO	MIDDLE	NO	No Change
42013011500	MIDDLE	NO	MIDDLE	NO	No Change
42013011600	MIDDLE	NO	MIDDLE	NO	No Change
42013100200	MIDDLE	NO	MIDDLE	NO	No Change
42013100300	MIDDLE	NO	MODERATE	NO	MIDDLE to MODERATE
42013100400	MIDDLE	NO	UPPER	NO	MIDDLE to UPPER
42013100500	MODERATE	NO	MODERATE	NO	No Change

Blair, PENNSYLVANIA

Census Tract	2021		2022		Change in Tract Income Class from 2021 through 2022
	Tract Income Class	Minority Tract	Tract Income Class	Minority Tract	
42013100600	MIDDLE	NO	MIDDLE	NO	No Change
42013100700	LOW	NO	LOW	NO	No Change
42013100800	MIDDLE	NO	UPPER	NO	MIDDLE to UPPER
42013100900	MIDDLE	NO	MIDDLE	NO	No Change
42013101100	MIDDLE	NO	MIDDLE	NO	No Change
42013101200	MIDDLE	NO	MIDDLE	NO	No Change
42013101400	MODERATE	NO	MIDDLE	NO	MODERATE to MIDDLE
42013101500	MIDDLE	NO	MIDDLE	NO	No Change
42013101600	LOW	NO	MODERATE	NO	LOW to MODERATE
42013101700	MODERATE	NO	MODERATE	NO	No Change
42013101800	MIDDLE	NO	MODERATE	NO	MIDDLE to MODERATE
42013101900	LOW	NO	MODERATE	NO	LOW to MODERATE



Blair, PENNSYLVANIA

Census Tract	2021		2022		Change in Tract Income Class from 2021 through 2022
	Tract Income Class	Minority Tract	Tract Income Class	Minority Tract	

Summary Data: Blair	2021	2022
Number of Census Tracts	34	38
Number of Minority Tracts	0	0
Percentage of Minority Tracts	0.00%	0.00%
Number of Low Income Tracts	3	1
Percentage of Low Income Tracts	8.82%	2.63%
Number of Moderate Income Tracts	4	8
Percentage of Moderate Income Tracts	11.76%	21.05%
Number of Middle Income Tracts	25	22
Percentage of Middle Income Tracts	73.53%	57.89%
Number of Upper Income Tracts	2	7
Percentage of Upper Income Tracts	5.88%	18.42%
Number of NA Income Tracts	0	0
Percentage of NA Income Tracts	0.00%	0.00%

Bradford, PENNSYLVANIA

Census Tract	2021		2022		Change in Tract Income Class from 2021 through 2022
	Tract Income Class	Minority Tract	Tract Income Class	Minority Tract	
42015950400	MIDDLE	NO	MIDDLE	NO	No Change
42015950500	UPPER	NO			Not Applicable
42015950501			MODERATE	NO	Not Applicable
42015950502			UPPER	NO	Not Applicable
42015950600	MIDDLE	NO	MIDDLE	NO	No Change
42015950700	MIDDLE	NO	MIDDLE	NO	No Change
42015950800	MIDDLE	NO	MIDDLE	NO	No Change
42015950900	MIDDLE	NO	MIDDLE	NO	No Change
42015951000	MIDDLE	NO	MODERATE	NO	MIDDLE to MODERATE
42015951100	UPPER	NO	MIDDLE	NO	UPPER to MIDDLE
42015951200	MIDDLE	NO	MIDDLE	NO	No Change
42015951300	MIDDLE	NO	MIDDLE	NO	No Change
42015951400	MIDDLE	NO	MIDDLE	NO	No Change

Bradford, PENNSYLVANIA

Census Tract	2021		2022		Change in Tract Income Class from 2021 through 2022
	Tract Income Class	Minority Tract	Tract Income Class	Minority Tract	
42015950100	MIDDLE	NO	MIDDLE	NO	No Change
42015950200	MIDDLE	NO	MIDDLE	NO	No Change
42015950300	MIDDLE	NO	MIDDLE	NO	No Change



Bradford, PENNSYLVANIA

Census Tract	2021		2022		Change in Tract Income Class from 2021 through 2022
	Tract Income Class	Minority Tract	Tract Income Class	Minority Tract	

Summary Data: Bradford	2021	2022
Number of Census Tracts	14	15
Number of Minority Tracts	0	0
Percentage of Minority Tracts	0.00%	0.00%
Number of Low Income Tracts	0	0
Percentage of Low Income Tracts	0.00%	0.00%
Number of Moderate Income Tracts	0	2
Percentage of Moderate Income Tracts	0.00%	13.33%
Number of Middle Income Tracts	12	12
Percentage of Middle Income Tracts	85.71%	80.00%
Number of Upper Income Tracts	2	1
Percentage of Upper Income Tracts	14.29%	6.67%
Number of NA Income Tracts	0	0
Percentage of NA Income Tracts	0.00%	0.00%

Bucks, PENNSYLVANIA

Census Tract	2021		2022		Change in Tract Income Class from 2021 through 2022
	Tract Income Class	Minority Tract	Tract Income Class	Minority Tract	
42017100102	MODERATE	NO	MODERATE	NO	No Change
42017100103	MODERATE	NO	MODERATE	NO	No Change
42017100104	MODERATE	NO	MODERATE	YES	No Change

Bucks, PENNSYLVANIA

Census Tract	2021		2022		Change in Tract Income Class from 2021 through 2022
	Tract Income Class	Minority Tract	Tract Income Class	Minority Tract	
42017100105	MIDDLE	NO	MIDDLE	NO	No Change
42017100201	MODERATE	NO	MIDDLE	NO	MODERATE to MIDDLE
42017100206	MIDDLE	NO	MODERATE	NO	MIDDLE to MODERATE
42017100207	MODERATE	NO	MODERATE	NO	No Change
42017100208	LOW	NO	LOW	YES	No Change
42017100209	MODERATE	NO			Not Applicable
42017100210	MIDDLE	NO	MIDDLE	NO	No Change
42017100211	MIDDLE	NO	MIDDLE	NO	No Change
42017100212	MIDDLE	NO	MIDDLE	NO	No Change
42017100213			MODERATE	NO	Not Applicable
42017100214			MIDDLE	YES	Not Applicable
42017100302	MODERATE	NO	MODERATE	NO	No Change
42017100303	MODERATE	NO	MODERATE	NO	No Change
42017100304	LOW	NO	MODERATE	NO	LOW to MODERATE
42017100306	LOW	NO	LOW	NO	No Change
42017100307	MODERATE	NO	LOW	NO	MODERATE to LOW
42017100401	MODERATE	NO	MODERATE	NO	No Change
42017100402	MODERATE	NO	MODERATE	NO	No Change
42017100403	MODERATE	YES	MODERATE	NO	No Change
42017100404	MIDDLE	NO	MODERATE	NO	MIDDLE to MODERATE
42017100406	MIDDLE	NO	MIDDLE	NO	No Change
42017100407	MODERATE	NO	MIDDLE	NO	MODERATE to MIDDLE
42017100408	MODERATE	NO	MODERATE	NO	No Change
42017100500	MODERATE	NO	MODERATE	NO	No Change
42017100600	MODERATE	NO	MODERATE	NO	No Change
42017100700	MODERATE	NO	LOW	NO	MODERATE to LOW
42017100803	MIDDLE	NO	MIDDLE	NO	No Change



Bucks, PENNSYLVANIA

Census Tract	2021		2022		Change in Tract Income Class from 2021 through 2022
	Tract Income Class	Minority Tract	Tract Income Class	Minority Tract	
42017100804	MIDDLE	NO	MIDDLE	NO	No Change
42017100805	MIDDLE	NO	MODERATE	NO	MIDDLE to MODERATE
42017100807	MIDDLE	NO	MODERATE	NO	MIDDLE to MODERATE
42017100808	UPPER	NO	UPPER	NO	No Change
42017100809	UPPER	NO	MIDDLE	NO	UPPER to MIDDLE
42017100811	MODERATE	NO	MODERATE	NO	No Change
42017100900	MIDDLE	NO	MIDDLE	NO	No Change
42017101100	MODERATE	NO	MIDDLE	NO	MODERATE to MIDDLE
42017101401	MIDDLE	NO	MIDDLE	NO	No Change
42017101403	MIDDLE	NO	MIDDLE	NO	No Change
42017101404	MIDDLE	NO	MODERATE	NO	MIDDLE to MODERATE
42017101405	MODERATE	NO	MODERATE	NO	No Change
42017101503	MIDDLE	NO	MIDDLE	NO	No Change
42017101504	MIDDLE	NO	MIDDLE	NO	No Change
42017101505	MIDDLE	NO	MIDDLE	NO	No Change
42017101506	MIDDLE	NO	MIDDLE	NO	No Change
42017101603	MODERATE	NO	MODERATE	NO	No Change
42017101605	LOW	NO	MODERATE	NO	LOW to MODERATE
42017101607	MIDDLE	NO	MODERATE	NO	MIDDLE to MODERATE
42017101609	MIDDLE	NO	MIDDLE	NO	No Change
42017101610	MIDDLE	NO	MIDDLE	NO	No Change
42017101611	MIDDLE	NO	NA	NO	MIDDLE to NA
42017101802	UPPER	NO	UPPER	NO	No Change
42017101803	MIDDLE	NO			Not Applicable
42017101805	UPPER	NO	UPPER	NO	No Change
42017101807	MIDDLE	NO	MIDDLE	NO	No Change
42017101808	MIDDLE	NO	MODERATE	NO	MIDDLE to MODERATE

Bucks, PENNSYLVANIA

Census Tract	2021		2022		Change in Tract Income Class from 2021 through 2022
	Tract Income Class	Minority Tract	Tract Income Class	Minority Tract	
42017101809			UPPER	NO	Not Applicable
42017101810			MIDDLE	NO	Not Applicable
42017101900	MIDDLE	NO	MIDDLE	NO	No Change
42017102002	UPPER	NO	MIDDLE	NO	UPPER to MIDDLE
42017102003	MIDDLE	NO	MIDDLE	NO	No Change
42017102004	MIDDLE	NO	MIDDLE	NO	No Change
42017102102	MIDDLE	NO	MIDDLE	NO	No Change
42017102104	MIDDLE	NO	MIDDLE	NO	No Change
42017102300	MIDDLE	NO	MIDDLE	NO	No Change
42017102401	MIDDLE	NO	MIDDLE	NO	No Change
42017102402	MODERATE	NO	MIDDLE	NO	MODERATE to MIDDLE
42017102500	MODERATE	NO	MODERATE	NO	No Change
42017102600	MIDDLE	NO	MIDDLE	NO	No Change
42017102700	MIDDLE	NO	MIDDLE	NO	No Change
42017102801	MIDDLE	NO	MIDDLE	NO	No Change
42017103101	MODERATE	NO	MODERATE	NO	No Change
42017103102	MODERATE	NO	MODERATE	NO	No Change
42017103103	MODERATE	NO	MODERATE	NO	No Change
42017103300	MIDDLE	NO	MIDDLE	NO	No Change
42017103400	MIDDLE	NO	MIDDLE	NO	No Change
42017103700	MIDDLE	NO	MIDDLE	NO	No Change
42017103800	MODERATE	NO	MODERATE	NO	No Change
42017103900	MIDDLE	NO	MIDDLE	NO	No Change
42017104000	MIDDLE	NO	MIDDLE	NO	No Change
42017104100	MIDDLE	NO	MODERATE	NO	MIDDLE to MODERATE
42017104201	MIDDLE	NO	MIDDLE	NO	No Change
42017104203	UPPER	NO	UPPER	NO	No Change



Bucks, PENNSYLVANIA

Census Tract	2021		2022		Change in Tract Income Class from 2021 through 2022
	Tract Income Class	Minority Tract	Tract Income Class	Minority Tract	
42017104204	UPPER	NO	MIDDLE	NO	UPPER to MIDDLE
42017104301	UPPER	NO	UPPER	NO	No Change
42017104303	UPPER	NO	MIDDLE	NO	UPPER to MIDDLE
42017104304	UPPER	NO	UPPER	NO	No Change
42017104400	UPPER	NO	UPPER	NO	No Change
42017104502	MIDDLE	NO	UPPER	NO	MIDDLE to UPPER
42017104503	UPPER	NO	UPPER	NO	No Change
42017104505	UPPER	NO	UPPER	NO	No Change
42017104506	UPPER	NO	UPPER	NO	No Change
42017104601	UPPER	NO	UPPER	NO	No Change
42017104603	UPPER	NO	UPPER	NO	No Change
42017104604	UPPER	NO	UPPER	NO	No Change
42017104701	MIDDLE	NO	MODERATE	NO	MIDDLE to MODERATE
42017104702	MIDDLE	NO	UPPER	NO	MIDDLE to UPPER
42017104703	MIDDLE	NO	MIDDLE	NO	No Change
42017104800	MIDDLE	NO	MIDDLE	NO	No Change
42017104901	UPPER	NO	UPPER	NO	No Change
42017104902	MIDDLE	NO	MIDDLE	NO	No Change
42017105003	UPPER	NO	MIDDLE	NO	UPPER to MIDDLE
42017105004	UPPER	NO	UPPER	NO	No Change
42017105006	UPPER	NO	UPPER	NO	No Change
42017105008	MIDDLE	NO	UPPER	NO	MIDDLE to UPPER
42017105009	MIDDLE	NO	MIDDLE	NO	No Change
42017105010	MIDDLE	NO	UPPER	NO	MIDDLE to UPPER
42017105011	UPPER	NO	UPPER	NO	No Change
42017105012	MIDDLE	NO	MIDDLE	NO	No Change
42017105013	UPPER	NO	UPPER	NO	No Change

Bucks, PENNSYLVANIA

Census Tract	2021		2022		Change in Tract Income Class from 2021 through 2022
	Tract Income Class	Minority Tract	Tract Income Class	Minority Tract	
42017105100	UPPER	NO	UPPER	NO	No Change
42017105202	MIDDLE	NO	UPPER	NO	MIDDLE to UPPER
42017105203	UPPER	NO	UPPER	NO	No Change
42017105206	UPPER	NO	MIDDLE	NO	UPPER to MIDDLE
42017105207	UPPER	NO	UPPER	NO	No Change
42017105208	UPPER	NO	UPPER	NO	No Change
42017105300	UPPER	NO	UPPER	NO	No Change
42017105400	UPPER	NO			Not Applicable
42017105401			MIDDLE	NO	Not Applicable
42017105402			UPPER	NO	Not Applicable
42017105505	UPPER	NO	UPPER	NO	No Change
42017105506	UPPER	NO	UPPER	NO	No Change
42017105507	UPPER	NO	UPPER	NO	No Change
42017105508	UPPER	NO	UPPER	NO	No Change
42017105509	UPPER	NO	UPPER	NO	No Change
42017105510	MIDDLE	NO	MIDDLE	NO	No Change
42017105511	UPPER	NO	UPPER	NO	No Change
42017105600	MIDDLE	NO	MIDDLE	NO	No Change
42017105702	MODERATE	NO	MODERATE	NO	No Change
42017105704	MODERATE	NO	MIDDLE	NO	MODERATE to MIDDLE
42017105801	MIDDLE	NO	MIDDLE	NO	No Change
42017105805	MODERATE	NO	MODERATE	NO	No Change
42017105807	MODERATE	NO	MODERATE	NO	No Change
42017105808	MIDDLE	NO	MODERATE	NO	MIDDLE to MODERATE
42017105809	MIDDLE	NO	MODERATE	NO	MIDDLE to MODERATE
42017105810	MODERATE	NO	MODERATE	NO	No Change
42017105811	MODERATE	NO	MODERATE	NO	No Change



Bucks, PENNSYLVANIA

Census Tract	2021		2022		Change in Tract Income Class from 2021 through 2022
	Tract Income Class	Minority Tract	Tract Income Class	Minority Tract	
42017105812	MIDDLE	NO	MIDDLE	NO	No Change
42017105900	MODERATE	NO	MODERATE	NO	No Change
42017106000	MIDDLE	NO	MIDDLE	NO	No Change
42017106100	MIDDLE	NO	MIDDLE	NO	No Change
42017106200	MODERATE	NO			Not Applicable
42017106201			MODERATE	NO	Not Applicable
42017106202			MIDDLE	NO	Not Applicable
42017106300	MIDDLE	NO	MIDDLE	NO	No Change
42017106401	MIDDLE	NO	MIDDLE	NO	No Change
42017106402	MIDDLE	NO	MIDDLE	NO	No Change
42017106500	MODERATE	NO	MODERATE	NO	No Change
42017106600	MIDDLE	NO	MODERATE	NO	MIDDLE to MODERATE
42017980000	NA	NO	NA	NO	No Change

Bucks, PENNSYLVANIA

Census Tract	2021		2022		Change in Tract Income Class from 2021 through 2022
	Tract Income Class	Minority Tract	Tract Income Class	Minority Tract	

Summary Data: Bucks	2021	2022
Number of Census Tracts	143	147
Number of Minority Tracts	1	3
Percentage of Minority Tracts	0.70%	2.04%
Number of Low Income Tracts	4	4
Percentage of Low Income Tracts	2.80%	2.72%
Number of Moderate Income Tracts	36	43
Percentage of Moderate Income Tracts	25.17%	29.25%
Number of Middle Income Tracts	66	62
Percentage of Middle Income Tracts	46.15%	42.18%
Number of Upper Income Tracts	36	36
Percentage of Upper Income Tracts	25.17%	24.49%
Number of NA Income Tracts	1	2
Percentage of NA Income Tracts	0.70%	1.36%

Butler, PENNSYLVANIA

Census Tract	2021		2022		Change in Tract Income Class from 2021 through 2022
	Tract Income Class	Minority Tract	Tract Income Class	Minority Tract	
42019902100	MIDDLE	NO	MIDDLE	NO	No Change
42019902200	MODERATE	NO	MODERATE	NO	No Change
42019902300	LOW	NO	LOW	NO	No Change



GeoDataVision Report D-1 Census Tract Reference Book 2021/2022: PENNSYLVANIA

Butler, PENNSYLVANIA

Census Tract	2021		2022		Change in Tract Income Class from 2021 through 2022
	Tract Income Class	Minority Tract	Tract Income Class	Minority Tract	
42019902400	LOW	NO	LOW	NO	No Change
42019902500	MODERATE	NO	MIDDLE	NO	MODERATE to MIDDLE
42019902600	MIDDLE	NO	MIDDLE	NO	No Change
42019902700	MIDDLE	NO	MIDDLE	NO	No Change
42019902800	MIDDLE	NO	MIDDLE	NO	No Change
42019902900	UPPER	NO	MIDDLE	NO	UPPER to MIDDLE
42019903000	MIDDLE	NO	MIDDLE	NO	No Change
42019903100	MIDDLE	NO	MIDDLE	NO	No Change
42019910100	MIDDLE	NO	MIDDLE	NO	No Change
42019910200	MIDDLE	NO	MIDDLE	NO	No Change
42019910301	MIDDLE	NO	MIDDLE	NO	No Change
42019910302	MIDDLE	NO	MIDDLE	NO	No Change
42019910400	MIDDLE	NO	MIDDLE	NO	No Change
42019910500	NA	NO			Not Applicable
42019910600	MIDDLE	NO	MODERATE	NO	MIDDLE to MODERATE
42019910700	MIDDLE	NO	MIDDLE	NO	No Change
42019910800	MIDDLE	NO	UPPER	NO	MIDDLE to UPPER
42019910900	MIDDLE	NO	UPPER	NO	MIDDLE to UPPER
42019911000	MIDDLE	NO	MIDDLE	NO	No Change
42019911100	MIDDLE	NO	MIDDLE	NO	No Change
42019911200	MIDDLE	NO	MODERATE	NO	MIDDLE to MODERATE
42019911300	MIDDLE	NO	MIDDLE	NO	No Change
42019911400	MIDDLE	NO	MIDDLE	NO	No Change
42019911501	MIDDLE	NO	MIDDLE	NO	No Change
42019911502	MIDDLE	NO	MIDDLE	NO	No Change
42019911600	MIDDLE	NO	MIDDLE	NO	No Change
42019911700	MIDDLE	NO	MIDDLE	NO	No Change

Butler, PENNSYLVANIA

Census Tract	2021		2022		Change in Tract Income Class from 2021 through 2022
	Tract Income Class	Minority Tract	Tract Income Class	Minority Tract	
42019911800	MIDDLE	NO	UPPER	NO	MIDDLE to UPPER
42019911900	MIDDLE	NO	MIDDLE	NO	No Change
42019912001	UPPER	NO	UPPER	NO	No Change
42019912002	UPPER	NO	UPPER	NO	No Change
42019912101	UPPER	NO	UPPER	NO	No Change
42019912102	MIDDLE	NO	UPPER	NO	MIDDLE to UPPER
42019912200	UPPER	NO	UPPER	NO	No Change
42019912301	UPPER	NO	UPPER	NO	No Change
42019912303	UPPER	NO	UPPER	NO	No Change
42019912304	UPPER	NO	UPPER	NO	No Change
42019912401	UPPER	NO			Not Applicable
42019912402	UPPER	NO			Not Applicable
42019912403			UPPER	NO	Not Applicable
42019912404			UPPER	NO	Not Applicable
42019912405			MIDDLE	NO	Not Applicable
42019912406			UPPER	NO	Not Applicable
42019912700	UPPER	NO			Not Applicable
42019912701			UPPER	NO	Not Applicable
42019912702			UPPER	NO	Not Applicable
42019912800	MIDDLE	NO	MIDDLE	NO	No Change
42019980100			NA	NO	Not Applicable



Tracts with empty cells are new or discontinued tracts

Butler, PENNSYLVANIA

Census Tract	2021		2022		Change in Tract Income Class from 2021 through 2022
	Tract Income Class	Minority Tract	Tract Income Class	Minority Tract	
Summary Data: Butler			2021	2022	
Number of Census Tracts			44	47	
Number of Minority Tracts			0	0	
Percentage of Minority Tracts			0.00%	0.00%	
Number of Low Income Tracts			2	2	
Percentage of Low Income Tracts			4.55%	4.26%	
Number of Moderate Income Tracts			2	3	
Percentage of Moderate Income Tracts			4.55%	6.38%	
Number of Middle Income Tracts			28	25	
Percentage of Middle Income Tracts			63.64%	53.19%	
Number of Upper Income Tracts			11	16	
Percentage of Upper Income Tracts			25.00%	34.04%	
Number of NA Income Tracts			1	1	
Percentage of NA Income Tracts			2.27%	2.13%	

Cambria, PENNSYLVANIA

Census Tract	2021		2022		Change in Tract Income Class from 2021 through 2022
	Tract Income Class	Minority Tract	Tract Income Class	Minority Tract	
42021000100	MODERATE	NO	MODERATE	NO	No Change
42021000200	LOW	NO	MODERATE	NO	LOW to MODERATE
42021000300	MODERATE	NO	MIDDLE	NO	MODERATE to MIDDLE

Cambria, PENNSYLVANIA

Census Tract	2021		2022		Change in Tract Income Class from 2021 through 2022
	Tract Income Class	Minority Tract	Tract Income Class	Minority Tract	
42021000500	MODERATE	NO	MODERATE	NO	No Change
42021000600	LOW	NO	MODERATE	NO	LOW to MODERATE
42021000700	MODERATE	NO	MODERATE	NO	No Change
42021001200	MODERATE	NO	MODERATE	NO	No Change
42021010100	MIDDLE	NO	MIDDLE	NO	No Change
42021010200	MODERATE	NO	MODERATE	NO	No Change
42021010300	MIDDLE	NO	MIDDLE	NO	No Change
42021010500	MIDDLE	NO	MIDDLE	NO	No Change
42021010600	UPPER	NO	MIDDLE	NO	UPPER to MIDDLE
42021010700	UPPER	NO	MIDDLE	NO	UPPER to MIDDLE
42021010801	MIDDLE	NO	UPPER	NO	MIDDLE to UPPER
42021011000	MIDDLE	NO	MIDDLE	NO	No Change
42021011100	UPPER	NO	MIDDLE	NO	UPPER to MIDDLE
42021011200	UPPER	NO	UPPER	NO	No Change
42021011300	UPPER	NO	UPPER	NO	No Change
42021011400	MIDDLE	NO	MIDDLE	NO	No Change
42021011500	MIDDLE	NO	UPPER	NO	MIDDLE to UPPER
42021011600	MIDDLE	NO	MIDDLE	NO	No Change
42021011700	MIDDLE	NO	MIDDLE	NO	No Change
42021011800	MIDDLE	NO	MIDDLE	NO	No Change
42021011900	MIDDLE	NO	MIDDLE	NO	No Change
42021012000	MIDDLE	NO	MIDDLE	NO	No Change
42021012100	MODERATE	NO	MIDDLE	NO	MODERATE to MIDDLE
42021012200	MIDDLE	NO	MIDDLE	NO	No Change
42021012300	UPPER	NO	UPPER	NO	No Change
42021012400	MIDDLE	NO	MIDDLE	NO	No Change
42021012500	UPPER	NO	UPPER	NO	No Change



Cambria, PENNSYLVANIA

Census Tract	2021		2022		Change in Tract Income Class from 2021 through 2022
	Tract Income Class	Minority Tract	Tract Income Class	Minority Tract	
42021012600	UPPER	NO	MIDDLE	NO	UPPER to MIDDLE
42021012700	MIDDLE	NO	MIDDLE	NO	No Change
42021012800	MIDDLE	NO	MIDDLE	NO	No Change
42021012900	MIDDLE	NO	MIDDLE	NO	No Change
42021013000	MIDDLE	NO	MIDDLE	NO	No Change
42021013100	MIDDLE	NO	MIDDLE	NO	No Change
42021013200	MIDDLE	NO	MIDDLE	NO	No Change
42021013300	UPPER	NO	UPPER	NO	No Change
42021013400	MODERATE	NO	LOW	NO	MODERATE to LOW
42021013500	MODERATE	NO	MODERATE	NO	No Change
42021013600	MODERATE	NO	LOW	NO	MODERATE to LOW
42021013700	MIDDLE	NO	MIDDLE	NO	No Change

Cambria, PENNSYLVANIA

Census Tract	2021		2022		Change in Tract Income Class from 2021 through 2022
	Tract Income Class	Minority Tract	Tract Income Class	Minority Tract	

Summary Data: Cambria	2021	2022
Number of Census Tracts	42	42
Number of Minority Tracts	0	0
Percentage of Minority Tracts	0.00%	0.00%
Number of Low Income Tracts	2	2
Percentage of Low Income Tracts	4.76%	4.76%
Number of Moderate Income Tracts	10	8
Percentage of Moderate Income Tracts	23.81%	19.05%
Number of Middle Income Tracts	21	25
Percentage of Middle Income Tracts	50.00%	59.52%
Number of Upper Income Tracts	9	7
Percentage of Upper Income Tracts	21.43%	16.67%
Number of NA Income Tracts	0	0
Percentage of NA Income Tracts	0.00%	0.00%

Cameron, PENNSYLVANIA

Census Tract	2021		2022		Change in Tract Income Class from 2021 through 2022
	Tract Income Class	Minority Tract	Tract Income Class	Minority Tract	
42023960100	MIDDLE	NO	MODERATE	NO	MIDDLE to MODERATE
42023960200	MIDDLE	NO	MIDDLE	NO	No Change



Cameron, PENNSYLVANIA


Census Tract	2021		2022		Change in Tract Income Class from 2021 through 2022
	Tract Income Class	Minority Tract	Tract Income Class	Minority Tract	
Summary Data: Cameron			2021	2022	
Number of Census Tracts			2	2	
Number of Minority Tracts			0	0	
Percentage of Minority Tracts			0.00%	0.00%	
Number of Low Income Tracts			0	0	
Percentage of Low Income Tracts			0.00%	0.00%	
Number of Moderate Income Tracts			0	1	
Percentage of Moderate Income Tracts			0.00%	50.00%	
Number of Middle Income Tracts			2	1	
Percentage of Middle Income Tracts			100.00%	50.00%	
Number of Upper Income Tracts			0	0	
Percentage of Upper Income Tracts			0.00%	0.00%	
Number of NA Income Tracts			0	0	
Percentage of NA Income Tracts			0.00%	0.00%	

Carbon, PENNSYLVANIA

Census Tract	2021		2022		Change in Tract Income Class from 2021 through 2022
	Tract Income Class	Minority Tract	Tract Income Class	Minority Tract	
42025020102	MIDDLE	NO	MODERATE	NO	MIDDLE to MODERATE
42025020103	MIDDLE	NO	MIDDLE	NO	No Change
42025020105	MODERATE	NO			Not Applicable

Carbon, PENNSYLVANIA

Census Tract	2021		2022		Change in Tract Income Class from 2021 through 2022
	Tract Income Class	Minority Tract	Tract Income Class	Minority Tract	
42025020106	MIDDLE	NO	MIDDLE	NO	No Change
42025020107			MODERATE	NO	Not Applicable
42025020108			MIDDLE	NO	Not Applicable
42025020200	MODERATE	NO			Not Applicable
42025020201			MODERATE	NO	Not Applicable
42025020202			MODERATE	NO	Not Applicable
42025020300	MIDDLE	NO			Not Applicable
42025020301			MODERATE	NO	Not Applicable
42025020302			MODERATE	NO	Not Applicable
42025020400	LOW	NO	LOW	NO	No Change
42025020500	MIDDLE	NO			Not Applicable
42025020501			MIDDLE	NO	Not Applicable
42025020502			MIDDLE	NO	Not Applicable
42025020600	MODERATE	NO	MIDDLE	NO	MODERATE to MIDDLE
42025020700	MIDDLE	NO	MODERATE	NO	MIDDLE to MODERATE
42025020800	MIDDLE	NO			Not Applicable
42025020801			MIDDLE	NO	Not Applicable
42025020802			MIDDLE	NO	Not Applicable
42025020900	MIDDLE	NO	MIDDLE	NO	No Change



Carbon, PENNSYLVANIA

Census Tract	2021		2022		Change in Tract Income Class from 2021 through 2022
	Tract Income Class	Minority Tract	Tract Income Class	Minority Tract	

Summary Data: Carbon	2021	2022
Number of Census Tracts	12	17
Number of Minority Tracts	0	0
Percentage of Minority Tracts	0.00%	0.00%
Number of Low Income Tracts	1	1
Percentage of Low Income Tracts	8.33%	5.88%
Number of Moderate Income Tracts	3	7
Percentage of Moderate Income Tracts	25.00%	41.18%
Number of Middle Income Tracts	8	9
Percentage of Middle Income Tracts	66.67%	52.94%
Number of Upper Income Tracts	0	0
Percentage of Upper Income Tracts	0.00%	0.00%
Number of NA Income Tracts	0	0
Percentage of NA Income Tracts	0.00%	0.00%

Centre, PENNSYLVANIA

Census Tract	2021		2022		Change in Tract Income Class from 2021 through 2022
	Tract Income Class	Minority Tract	Tract Income Class	Minority Tract	
42027010100	MIDDLE	NO	MIDDLE	NO	No Change
42027010200	MIDDLE	NO	MODERATE	NO	MIDDLE to MODERATE
42027010300	MODERATE	NO	MODERATE	NO	No Change

Centre, PENNSYLVANIA

Census Tract	2021		2022		Change in Tract Income Class from 2021 through 2022
	Tract Income Class	Minority Tract	Tract Income Class	Minority Tract	
42027010400	MIDDLE	NO	MIDDLE	NO	No Change
42027010500	MIDDLE	NO	MIDDLE	NO	No Change
42027010600	MIDDLE	NO	MODERATE	NO	MIDDLE to MODERATE
42027010700	MIDDLE	NO	MIDDLE	NO	No Change
42027010800	MODERATE	NO			Not Applicable
42027010801			MODERATE	NO	Not Applicable
42027010802			MIDDLE	NO	Not Applicable
42027010900	MIDDLE	NO			Not Applicable
42027010901			MIDDLE	NO	Not Applicable
42027010902			MODERATE	NO	Not Applicable
42027011000	MIDDLE	NO			Not Applicable
42027011001			MIDDLE	NO	Not Applicable
42027011002			MIDDLE	NO	Not Applicable
42027011100	MODERATE	NO			Not Applicable
42027011101			MIDDLE	NO	Not Applicable
42027011102			MODERATE	NO	Not Applicable
42027011201	MIDDLE	NO	MIDDLE	NO	No Change
42027011202			NA	YES	Not Applicable
42027011300	MODERATE	NO			Not Applicable
42027011301			NA	YES	Not Applicable
42027011302			MODERATE	NO	Not Applicable
42027011303			MIDDLE	NO	Not Applicable
42027011400	UPPER	NO			Not Applicable
42027011401			MIDDLE	NO	Not Applicable
42027011402			UPPER	NO	Not Applicable
42027011501	UPPER	NO	MIDDLE	NO	UPPER to MIDDLE
42027011502	MIDDLE	NO			Not Applicable



Centre, PENNSYLVANIA

Census Tract	2021		2022		Change in Tract Income Class from 2021 through 2022
	Tract Income Class	Minority Tract	Tract Income Class	Minority Tract	
42027011503			MODERATE	NO	Not Applicable
42027011504			UPPER	NO	Not Applicable
42027011600	MIDDLE	NO	MIDDLE	NO	No Change
42027011702	UPPER	NO	UPPER	NO	No Change
42027011800	UPPER	NO	UPPER	NO	No Change
42027011901	UPPER	NO	UPPER	NO	No Change
42027011902	UPPER	NO			Not Applicable
42027011903			UPPER	NO	Not Applicable
42027011904			MIDDLE	NO	Not Applicable
42027011905			UPPER	NO	Not Applicable
42027012000	NA	NO	MIDDLE	NO	NA to MIDDLE
42027012100	NA	NO	NA	NO	No Change
42027012200	LOW	NO	LOW	NO	No Change
42027012300	UPPER	NO	UPPER	NO	No Change
42027012400	MIDDLE	NO	UPPER	NO	MIDDLE to UPPER
42027012500	NA	NO	NA	NO	No Change
42027012600	MODERATE	NO	MIDDLE	NO	MODERATE to MIDDLE
42027012700	UPPER	NO	MIDDLE	NO	UPPER to MIDDLE
42027012800	MODERATE	NO	MIDDLE	NO	MODERATE to MIDDLE
42027981202	NA	YES			Not Applicable

Centre, PENNSYLVANIA

Census Tract	2021		2022		Change in Tract Income Class from 2021 through 2022
	Tract Income Class	Minority Tract	Tract Income Class	Minority Tract	

Summary Data: Centre	2021	2022
Number of Census Tracts	31	41
Number of Minority Tracts	1	2
Percentage of Minority Tracts	3.23%	4.88%
Number of Low Income Tracts	1	1
Percentage of Low Income Tracts	3.23%	2.44%
Number of Moderate Income Tracts	6	8
Percentage of Moderate Income Tracts	19.35%	19.51%
Number of Middle Income Tracts	12	19
Percentage of Middle Income Tracts	38.71%	46.34%
Number of Upper Income Tracts	8	9
Percentage of Upper Income Tracts	25.81%	21.95%
Number of NA Income Tracts	4	4
Percentage of NA Income Tracts	12.90%	9.76%

Chester, PENNSYLVANIA

Census Tract	2021		2022		Change in Tract Income Class from 2021 through 2022
	Tract Income Class	Minority Tract	Tract Income Class	Minority Tract	
42029300101	UPPER	NO	UPPER	NO	No Change
42029300103	MIDDLE	NO	MIDDLE	NO	No Change
42029300104	UPPER	NO	UPPER	NO	No Change



Chester, PENNSYLVANIA

Census Tract	2021		2022		Change in Tract Income Class from 2021 through 2022
	Tract Income Class	Minority Tract	Tract Income Class	Minority Tract	
42029300106	UPPER	NO	UPPER	NO	No Change
42029300107	UPPER	NO	UPPER	NO	No Change
42029300108	UPPER	NO	UPPER	NO	No Change
42029300109	UPPER	NO	UPPER	NO	No Change
42029300201	UPPER	NO	UPPER	NO	No Change
42029300202	UPPER	NO	UPPER	NO	No Change
42029300301	MIDDLE	NO	UPPER	NO	MIDDLE to UPPER
42029300302	UPPER	NO	UPPER	NO	No Change
42029300303	MIDDLE	NO	MIDDLE	NO	No Change
42029300400	MIDDLE	NO	MIDDLE	NO	No Change
42029300501	UPPER	NO	UPPER	NO	No Change
42029300502	MIDDLE	NO	MIDDLE	NO	No Change
42029300600	MIDDLE	NO	MIDDLE	NO	No Change
42029300700	LOW	NO	MIDDLE	NO	LOW to MIDDLE
42029300800	MODERATE	NO	MODERATE	NO	No Change
42029300900	MIDDLE	NO	MODERATE	NO	MIDDLE to MODERATE
42029301000	MIDDLE	NO			Not Applicable
42029301001			UPPER	NO	Not Applicable
42029301002			MIDDLE	NO	Not Applicable
42029301100	MODERATE	NO	MODERATE	NO	No Change
42029301300	MIDDLE	NO	MIDDLE	NO	No Change
42029301401	MODERATE	NO	LOW	NO	MODERATE to LOW
42029301402	MIDDLE	NO	MIDDLE	NO	No Change
42029301500	MIDDLE	NO	UPPER	NO	MIDDLE to UPPER
42029301600	MIDDLE	NO	MIDDLE	NO	No Change
42029301700	UPPER	NO	UPPER	NO	No Change
42029301800	UPPER	NO	UPPER	NO	No Change

Chester, PENNSYLVANIA

Census Tract	2021		2022		Change in Tract Income Class from 2021 through 2022
	Tract Income Class	Minority Tract	Tract Income Class	Minority Tract	
42029301900	UPPER	NO	UPPER	NO	No Change
42029302000	UPPER	NO	UPPER	NO	No Change
42029302101	MIDDLE	NO			Not Applicable
42029302102	MIDDLE	NO	MIDDLE	NO	No Change
42029302103			MIDDLE	NO	Not Applicable
42029302104			MIDDLE	NO	Not Applicable
42029302202	MIDDLE	NO			Not Applicable
42029302203	MIDDLE	NO	MIDDLE	NO	No Change
42029302204	MIDDLE	NO	UPPER	NO	MIDDLE to UPPER
42029302205			UPPER	NO	Not Applicable
42029302206			MIDDLE	NO	Not Applicable
42029302207			NA	NO	Not Applicable
42029302300	MIDDLE	NO	MIDDLE	NO	No Change
42029302400	MODERATE	NO	MODERATE	NO	No Change
42029302500	MIDDLE	NO	MIDDLE	NO	No Change
42029302600	MODERATE	NO	MODERATE	NO	No Change
42029302702	MIDDLE	NO	MIDDLE	NO	No Change
42029302703	UPPER	NO	UPPER	NO	No Change
42029302704	UPPER	NO	UPPER	NO	No Change
42029302705	MIDDLE	NO	MIDDLE	NO	No Change
42029302706	MIDDLE	NO	UPPER	NO	MIDDLE to UPPER
42029302802	UPPER	NO	UPPER	NO	No Change
42029302803	MIDDLE	NO	MIDDLE	NO	No Change
42029302804	UPPER	NO	UPPER	NO	No Change
42029302805	MIDDLE	NO			Not Applicable
42029302806			MODERATE	NO	Not Applicable
42029302807			MIDDLE	NO	Not Applicable



GeoDataVision Report D-1 Census Tract Reference Book 2021/2022: PENNSYLVANIA

Chester, PENNSYLVANIA

Census Tract	2021		2022		Change in Tract Income Class from 2021 through 2022
	Tract Income Class	Minority Tract	Tract Income Class	Minority Tract	
42029302901	UPPER	NO	MIDDLE	NO	UPPER to MIDDLE
42029302902	UPPER	NO	UPPER	NO	No Change
42029303000	UPPER	NO	UPPER	NO	No Change
42029303100	UPPER	NO	UPPER	NO	No Change
42029303301	UPPER	NO	MIDDLE	NO	UPPER to MIDDLE
42029303302	UPPER	NO	UPPER	NO	No Change
42029303401	MODERATE	YES	MODERATE	YES	No Change
42029303402	MODERATE	YES	MODERATE	NO	No Change
42029303501	MIDDLE	NO	MIDDLE	NO	No Change
42029303502	UPPER	NO	UPPER	NO	No Change
42029303801	MIDDLE	NO	MIDDLE	NO	No Change
42029303802	UPPER	NO			Not Applicable
42029303803			MIDDLE	NO	Not Applicable
42029303804			UPPER	NO	Not Applicable
42029303901	UPPER	NO	UPPER	NO	No Change
42029303902	UPPER	NO	UPPER	NO	No Change
42029304000	MIDDLE	NO	UPPER	NO	MIDDLE to UPPER
42029304101	MODERATE	NO	MODERATE	NO	No Change
42029304102	MODERATE	NO	MIDDLE	NO	MODERATE to MIDDLE
42029304201	MODERATE	NO	MIDDLE	NO	MODERATE to MIDDLE
42029304300	UPPER	NO	UPPER	NO	No Change
42029304403	MIDDLE	NO	MIDDLE	NO	No Change
42029304404	MIDDLE	NO	MIDDLE	NO	No Change
42029304405	UPPER	NO	UPPER	NO	No Change
42029304406	UPPER	NO	UPPER	NO	No Change
42029304501	UPPER	NO			Not Applicable
42029304502	UPPER	NO	UPPER	NO	No Change

Chester, PENNSYLVANIA

Census Tract	2021		2022		Change in Tract Income Class from 2021 through 2022
	Tract Income Class	Minority Tract	Tract Income Class	Minority Tract	
42029304503			UPPER	YES	Not Applicable
42029304504			UPPER	NO	Not Applicable
42029304600	UPPER	NO	MIDDLE	NO	UPPER to MIDDLE
42029304900	MIDDLE	NO	MODERATE	NO	MIDDLE to MODERATE
42029305000	MODERATE	NO	MODERATE	NO	No Change
42029305101	MIDDLE	NO	MIDDLE	NO	No Change
42029305102	MIDDLE	NO	MIDDLE	NO	No Change
42029305300	MODERATE	NO	MODERATE	NO	No Change
42029305400	LOW	YES	LOW	YES	No Change
42029305500	LOW	YES	LOW	YES	No Change
42029305600	LOW	YES	LOW	YES	No Change
42029305700	MODERATE	YES	MODERATE	YES	No Change
42029306000	MIDDLE	NO	MIDDLE	NO	No Change
42029306300	MODERATE	NO	MODERATE	YES	No Change
42029306501	UPPER	NO	UPPER	NO	No Change
42029306503	MIDDLE	YES	MODERATE	YES	MIDDLE to MODERATE
42029306504	MIDDLE	NO	UPPER	NO	MIDDLE to UPPER
42029306600	UPPER	NO	UPPER	NO	No Change
42029306700	UPPER	NO	UPPER	NO	No Change
42029306800	MIDDLE	NO	MIDDLE	NO	No Change
42029306900	UPPER	NO	UPPER	NO	No Change
42029307000	MIDDLE	NO	MIDDLE	NO	No Change
42029307100	MIDDLE	NO	MIDDLE	NO	No Change
42029307200	MODERATE	NO	MODERATE	NO	No Change
42029307300	MODERATE	NO	MIDDLE	NO	MODERATE to MIDDLE
42029307400	MODERATE	NO	MODERATE	NO	No Change
42029307700	MODERATE	NO	MODERATE	NO	No Change



Chester, PENNSYLVANIA

Census Tract	2021		2022		Change in Tract Income Class from 2021 through 2022
	Tract Income Class	Minority Tract	Tract Income Class	Minority Tract	
42029307800	MIDDLE	NO	MIDDLE	NO	No Change
42029307900	MODERATE	NO	MIDDLE	NO	MODERATE to MIDDLE
42029308000	LOW	NO	LOW	NO	No Change
42029308101	MIDDLE	NO	MIDDLE	NO	No Change
42029308102	MODERATE	NO	MIDDLE	NO	MODERATE to MIDDLE
42029308200	MODERATE	NO	MODERATE	NO	No Change
42029310400	NA	NO			Not Applicable
42029311000	MIDDLE	NO	MIDDLE	NO	No Change
42029311100	UPPER	NO	MIDDLE	NO	UPPER to MIDDLE
42029311200	MIDDLE	NO	MIDDLE	NO	No Change
42029311300	UPPER	NO	UPPER	NO	No Change
42029311401	MIDDLE	NO	MODERATE	NO	MIDDLE to MODERATE
42029311403	MIDDLE	NO	MIDDLE	NO	No Change
42029311404	MIDDLE	NO	MIDDLE	NO	No Change
42029311500	MODERATE	NO	MIDDLE	NO	MODERATE to MIDDLE
42029311600	MODERATE	YES	LOW	YES	MODERATE to LOW
42029311700	MIDDLE	NO			Not Applicable
42029311701			MIDDLE	NO	Not Applicable
42029311702			MIDDLE	NO	Not Applicable
42029311800	MODERATE	NO	MODERATE	NO	No Change
42029980000			NA	NO	Not Applicable

Chester, PENNSYLVANIA

Census Tract	2021		2022		Change in Tract Income Class from 2021 through 2022
	Tract Income Class	Minority Tract	Tract Income Class	Minority Tract	

Summary Data: Chester	2021	2022
Number of Census Tracts	116	124
Number of Minority Tracts	8	9
Percentage of Minority Tracts	6.90%	7.26%
Number of Low Income Tracts	5	6
Percentage of Low Income Tracts	4.31%	4.84%
Number of Moderate Income Tracts	24	21
Percentage of Moderate Income Tracts	20.69%	16.94%
Number of Middle Income Tracts	46	50
Percentage of Middle Income Tracts	39.66%	40.32%
Number of Upper Income Tracts	40	45
Percentage of Upper Income Tracts	34.48%	36.29%
Number of NA Income Tracts	1	2
Percentage of NA Income Tracts	0.86%	1.61%

Clarion, PENNSYLVANIA

Census Tract	2021		2022		Change in Tract Income Class from 2021 through 2022
	Tract Income Class	Minority Tract	Tract Income Class	Minority Tract	
42031160101	MIDDLE	NO	UPPER	NO	MIDDLE to UPPER
42031160102	MIDDLE	NO			Not Applicable
42031160103			UPPER	NO	Not Applicable



Clarion, PENNSYLVANIA

Census Tract	2021		2022		Change in Tract Income Class from 2021 through 2022
	Tract Income Class	Minority Tract	Tract Income Class	Minority Tract	
42031160104			MIDDLE	NO	Not Applicable
42031160200	MIDDLE	NO			Not Applicable
42031160201			MIDDLE	NO	Not Applicable
42031160202			UPPER	NO	Not Applicable
42031160300	MIDDLE	NO	MIDDLE	NO	No Change
42031160400	MIDDLE	NO	MIDDLE	NO	No Change
42031160500	MIDDLE	NO	MIDDLE	NO	No Change
42031160600	MIDDLE	NO	MIDDLE	NO	No Change
42031160700	MIDDLE	NO			Not Applicable
42031160701			MIDDLE	NO	Not Applicable
42031160702			MODERATE	NO	Not Applicable
42031160800	MIDDLE	NO	MIDDLE	NO	No Change
42031160900	MIDDLE	NO	MIDDLE	NO	No Change

Clarion, PENNSYLVANIA

Census Tract	2021		2022		Change in Tract Income Class from 2021 through 2022
	Tract Income Class	Minority Tract	Tract Income Class	Minority Tract	

Summary Data: Clarion	2021	2022
Number of Census Tracts	10	13
Number of Minority Tracts	0	0
Percentage of Minority Tracts	0.00%	0.00%
Number of Low Income Tracts	0	0
Percentage of Low Income Tracts	0.00%	0.00%
Number of Moderate Income Tracts	0	1
Percentage of Moderate Income Tracts	0.00%	7.69%
Number of Middle Income Tracts	10	9
Percentage of Middle Income Tracts	100.00%	69.23%
Number of Upper Income Tracts	0	3
Percentage of Upper Income Tracts	0.00%	23.08%
Number of NA Income Tracts	0	0
Percentage of NA Income Tracts	0.00%	0.00%

Clearfield, PENNSYLVANIA

Census Tract	2021		2022		Change in Tract Income Class from 2021 through 2022
	Tract Income Class	Minority Tract	Tract Income Class	Minority Tract	
42033330100	MIDDLE	NO	MIDDLE	NO	No Change
42033330200	MIDDLE	NO	MIDDLE	NO	No Change
42033330300	MIDDLE	NO	MIDDLE	NO	No Change



Clearfield, PENNSYLVANIA

Census Tract	2021		2022		Change in Tract Income Class from 2021 through 2022
	Tract Income Class	Minority Tract	Tract Income Class	Minority Tract	
42033330400	MIDDLE	NO	UPPER	NO	MIDDLE to UPPER
42033330500	MIDDLE	NO	MIDDLE	NO	No Change
42033330600	MIDDLE	NO	MODERATE	NO	MIDDLE to MODERATE
42033330700	MIDDLE	NO	MIDDLE	NO	No Change
42033330800	MIDDLE	NO	MIDDLE	NO	No Change
42033330900	MIDDLE	NO	MIDDLE	NO	No Change
42033331000	MIDDLE	NO	MIDDLE	NO	No Change
42033331100	MIDDLE	NO	MODERATE	NO	MIDDLE to MODERATE
42033331200	MIDDLE	NO	MIDDLE	NO	No Change
42033331300	MIDDLE	NO	MIDDLE	NO	No Change
42033331401	MIDDLE	NO	MIDDLE	NO	No Change
42033331402	MODERATE	NO	MODERATE	NO	No Change
42033331500	MIDDLE	NO	MIDDLE	NO	No Change
42033331600	MIDDLE	NO	MIDDLE	NO	No Change
42033331700	MIDDLE	NO	MIDDLE	NO	No Change
42033331800	MIDDLE	NO	MIDDLE	NO	No Change
42033331900	MODERATE	NO	MODERATE	NO	No Change

Clearfield, PENNSYLVANIA

Census Tract	2021		2022		Change in Tract Income Class from 2021 through 2022
	Tract Income Class	Minority Tract	Tract Income Class	Minority Tract	

Summary Data: Clearfield	2021	2022
Number of Census Tracts	20	20
Number of Minority Tracts	0	0
Percentage of Minority Tracts	0.00%	0.00%
Number of Low Income Tracts	0	0
Percentage of Low Income Tracts	0.00%	0.00%
Number of Moderate Income Tracts	2	4
Percentage of Moderate Income Tracts	10.00%	20.00%
Number of Middle Income Tracts	18	15
Percentage of Middle Income Tracts	90.00%	75.00%
Number of Upper Income Tracts	0	1
Percentage of Upper Income Tracts	0.00%	5.00%
Number of NA Income Tracts	0	0
Percentage of NA Income Tracts	0.00%	0.00%

Clinton, PENNSYLVANIA

Census Tract	2021		2022		Change in Tract Income Class from 2021 through 2022
	Tract Income Class	Minority Tract	Tract Income Class	Minority Tract	
42035030100	MODERATE	NO	MODERATE	NO	No Change
42035030200	MIDDLE	NO	MIDDLE	NO	No Change
42035030300	MIDDLE	NO	UPPER	NO	MIDDLE to UPPER



Clinton, PENNSYLVANIA

Census Tract	2021		2022		Change in Tract Income Class from 2021 through 2022
	Tract Income Class	Minority Tract	Tract Income Class	Minority Tract	
42035030400	MIDDLE	NO	MIDDLE	NO	No Change
42035030500	MIDDLE	NO	MIDDLE	NO	No Change
42035030600	LOW	NO	LOW	NO	No Change
42035030700	MIDDLE	NO			Not Applicable
42035030701			MIDDLE	NO	Not Applicable
42035030702			NA	NO	Not Applicable
42035030800	MIDDLE	NO	MIDDLE	NO	No Change
42035030900	MIDDLE	NO	MIDDLE	NO	No Change

Clinton, PENNSYLVANIA

Census Tract	2021		2022		Change in Tract Income Class from 2021 through 2022
	Tract Income Class	Minority Tract	Tract Income Class	Minority Tract	

Summary Data: Clinton	2021	2022
Number of Census Tracts	9	10
Number of Minority Tracts	0	0
Percentage of Minority Tracts	0.00%	0.00%
Number of Low Income Tracts	1	1
Percentage of Low Income Tracts	11.11%	10.00%
Number of Moderate Income Tracts	1	1
Percentage of Moderate Income Tracts	11.11%	10.00%
Number of Middle Income Tracts	7	6
Percentage of Middle Income Tracts	77.78%	60.00%
Number of Upper Income Tracts	0	1
Percentage of Upper Income Tracts	0.00%	10.00%
Number of NA Income Tracts	0	1
Percentage of NA Income Tracts	0.00%	10.00%

Columbia, PENNSYLVANIA

Census Tract	2021		2022		Change in Tract Income Class from 2021 through 2022
	Tract Income Class	Minority Tract	Tract Income Class	Minority Tract	
42037050100	MIDDLE	NO	MIDDLE	NO	No Change
42037050200	MIDDLE	NO	MIDDLE	NO	No Change
42037050300	MIDDLE	NO	MIDDLE	NO	No Change



Columbia, PENNSYLVANIA

Census Tract	2021		2022		Change in Tract Income Class from 2021 through 2022
	Tract Income Class	Minority Tract	Tract Income Class	Minority Tract	
42037050400	MIDDLE	NO	MIDDLE	NO	No Change
42037050500	MIDDLE	NO	MIDDLE	NO	No Change
42037050600	MODERATE	NO	MIDDLE	NO	MODERATE to MIDDLE
42037050700	MIDDLE	NO	MODERATE	NO	MIDDLE to MODERATE
42037050800	MIDDLE	NO	MIDDLE	NO	No Change
42037050900	UPPER	NO	UPPER	NO	No Change
42037051000	MIDDLE	NO	UPPER	NO	MIDDLE to UPPER
42037051100	MODERATE	NO			Not Applicable
42037051101			MODERATE	NO	Not Applicable
42037051102			MODERATE	NO	Not Applicable
42037051200	MIDDLE	NO	MIDDLE	NO	No Change
42037051300	MIDDLE	NO	MIDDLE	NO	No Change
42037051400	MIDDLE	NO	MIDDLE	NO	No Change
42037051500	MIDDLE	NO	MIDDLE	NO	No Change

Columbia, PENNSYLVANIA

Census Tract	2021		2022		Change in Tract Income Class from 2021 through 2022
	Tract Income Class	Minority Tract	Tract Income Class	Minority Tract	

Summary Data: Columbia	2021	2022
Number of Census Tracts	15	16
Number of Minority Tracts	0	0
Percentage of Minority Tracts	0.00%	0.00%
Number of Low Income Tracts	0	0
Percentage of Low Income Tracts	0.00%	0.00%
Number of Moderate Income Tracts	2	3
Percentage of Moderate Income Tracts	13.33%	18.75%
Number of Middle Income Tracts	12	11
Percentage of Middle Income Tracts	80.00%	68.75%
Number of Upper Income Tracts	1	2
Percentage of Upper Income Tracts	6.67%	12.50%
Number of NA Income Tracts	0	0
Percentage of NA Income Tracts	0.00%	0.00%

Crawford, PENNSYLVANIA

Census Tract	2021		2022		Change in Tract Income Class from 2021 through 2022
	Tract Income Class	Minority Tract	Tract Income Class	Minority Tract	
42039110100	MIDDLE	NO	MODERATE	NO	MIDDLE to MODERATE
42039110201	MIDDLE	NO	UPPER	NO	MIDDLE to UPPER
42039110202	MIDDLE	NO	MIDDLE	NO	No Change



Crawford, PENNSYLVANIA

Census Tract	2021		2022		Change in Tract Income Class from 2021 through 2022
	Tract Income Class	Minority Tract	Tract Income Class	Minority Tract	
42039110300	MIDDLE	NO	MIDDLE	NO	No Change
42039110400	MIDDLE	NO	MIDDLE	NO	No Change
42039110501	MIDDLE	NO	MIDDLE	NO	No Change
42039110502	MIDDLE	NO	MIDDLE	NO	No Change
42039110600	MIDDLE	NO	MIDDLE	NO	No Change
42039110700	MIDDLE	NO	MIDDLE	NO	No Change
42039110800	MIDDLE	NO	MIDDLE	NO	No Change
42039110900	MIDDLE	NO	MIDDLE	NO	No Change
42039111000	MIDDLE	NO	MIDDLE	NO	No Change
42039111100	MODERATE	NO	MODERATE	NO	No Change
42039111200	MODERATE	NO	MODERATE	NO	No Change
42039111300	MIDDLE	NO	MIDDLE	NO	No Change
42039111400	MIDDLE	NO	UPPER	NO	MIDDLE to UPPER
42039111500	MIDDLE	NO	MIDDLE	NO	No Change
42039111600	LOW	NO	MODERATE	NO	LOW to MODERATE
42039111700	UPPER	NO	MIDDLE	NO	UPPER to MIDDLE
42039111800	MIDDLE	NO	MIDDLE	NO	No Change
42039111900	MIDDLE	NO	MIDDLE	NO	No Change
42039112001	MIDDLE	NO	MIDDLE	NO	No Change
42039112002	MIDDLE	NO	MIDDLE	NO	No Change

Crawford, PENNSYLVANIA

Census Tract	2021		2022		Change in Tract Income Class from 2021 through 2022
	Tract Income Class	Minority Tract	Tract Income Class	Minority Tract	
Summary Data: Crawford			2021	2022	
Number of Census Tracts			23	23	
Number of Minority Tracts			0	0	
Percentage of Minority Tracts			0.00%	0.00%	
Number of Low Income Tracts			1	0	
Percentage of Low Income Tracts			4.35%	0.00%	
Number of Moderate Income Tracts			2	4	
Percentage of Moderate Income Tracts			8.70%	17.39%	
Number of Middle Income Tracts			19	17	
Percentage of Middle Income Tracts			82.61%	73.91%	
Number of Upper Income Tracts			1	2	
Percentage of Upper Income Tracts			4.35%	8.70%	
Number of NA Income Tracts			0	0	
Percentage of NA Income Tracts			0.00%	0.00%	

Cumberland, PENNSYLVANIA

Census Tract	2021		2022		Change in Tract Income Class from 2021 through 2022
	Tract Income Class	Minority Tract	Tract Income Class	Minority Tract	
42041010100	MODERATE	NO	MODERATE	NO	No Change
42041010201	UPPER	NO	UPPER	NO	No Change
42041010203	MIDDLE	NO	MIDDLE	NO	No Change



Cumberland, PENNSYLVANIA

Census Tract	2021		2022		Change in Tract Income Class from 2021 through 2022
	Tract Income Class	Minority Tract	Tract Income Class	Minority Tract	
42041010204	MIDDLE	NO	UPPER	NO	MIDDLE to UPPER
42041010300	MIDDLE	NO	MIDDLE	NO	No Change
42041010400	UPPER	NO	UPPER	NO	No Change
42041010500	MIDDLE	NO	MIDDLE	NO	No Change
42041010600	MIDDLE	NO	MIDDLE	NO	No Change
42041010700	UPPER	NO	MIDDLE	NO	UPPER to MIDDLE
42041010800	MODERATE	NO	MIDDLE	NO	MODERATE to MIDDLE
42041010900	MIDDLE	NO	UPPER	NO	MIDDLE to UPPER
42041011002	MODERATE	NO	MIDDLE	NO	MODERATE to MIDDLE
42041011101	UPPER	NO	UPPER	NO	No Change
42041011102	MIDDLE	NO	MIDDLE	NO	No Change
42041011200	MIDDLE	NO	MIDDLE	NO	No Change
42041011301	UPPER	NO	UPPER	NO	No Change
42041011302	UPPER	NO			Not Applicable
42041011303	UPPER	NO	UPPER	NO	No Change
42041011304	MIDDLE	NO	MIDDLE	NO	No Change
42041011305	MIDDLE	NO	MIDDLE	NO	No Change
42041011306			UPPER	NO	Not Applicable
42041011307			UPPER	NO	Not Applicable
42041011400	MIDDLE	NO	MIDDLE	NO	No Change
42041011500	MIDDLE	NO	MIDDLE	NO	No Change
42041011601	MIDDLE	NO			Not Applicable
42041011602	UPPER	NO	UPPER	NO	No Change
42041011605	MIDDLE	NO			Not Applicable
42041011606			MIDDLE	NO	Not Applicable
42041011607			UPPER	NO	Not Applicable
42041011608			MIDDLE	NO	Not Applicable

Cumberland, PENNSYLVANIA

Census Tract	2021		2022		Change in Tract Income Class from 2021 through 2022
	Tract Income Class	Minority Tract	Tract Income Class	Minority Tract	
42041011700	UPPER	NO	MIDDLE	NO	UPPER to MIDDLE
42041011801	MIDDLE	NO			Not Applicable
42041011802	UPPER	NO			Not Applicable
42041011803	MIDDLE	NO	MODERATE	NO	MIDDLE to MODERATE
42041011804			UPPER	NO	Not Applicable
42041011805			UPPER	NO	Not Applicable
42041011806			MIDDLE	NO	Not Applicable
42041011807			UPPER	NO	Not Applicable
42041011901	MIDDLE	NO	MIDDLE	NO	No Change
42041011902	MIDDLE	NO	MIDDLE	NO	No Change
42041012000	MODERATE	NO	MODERATE	NO	No Change
42041012100	MODERATE	NO	LOW	NO	MODERATE to LOW
42041012200	LOW	NO	MIDDLE	NO	LOW to MIDDLE
42041012300	LOW	NO	LOW	NO	No Change
42041012400	UPPER	NO	MIDDLE	NO	UPPER to MIDDLE
42041012501	MIDDLE	NO	MIDDLE	NO	No Change
42041012502	UPPER	NO	UPPER	NO	No Change
42041012600	MIDDLE	NO	MIDDLE	NO	No Change
42041012701	UPPER	NO	UPPER	NO	No Change
42041012702	MIDDLE	NO	MIDDLE	NO	No Change
42041012800	MIDDLE	NO			Not Applicable
42041012801			MIDDLE	NO	Not Applicable
42041012802			MIDDLE	NO	Not Applicable
42041012900	MODERATE	NO	MODERATE	NO	No Change
42041013000	MIDDLE	NO	MIDDLE	NO	No Change
42041013101	MIDDLE	NO			Not Applicable
42041013102	MODERATE	NO			Not Applicable



Cumberland, PENNSYLVANIA

Census Tract	2021		2022		Change in Tract Income Class from 2021 through 2022
	Tract Income Class	Minority Tract	Tract Income Class	Minority Tract	
42041013103			MIDDLE	NO	Not Applicable
42041013104			LOW	NO	Not Applicable
42041013105			MIDDLE	NO	Not Applicable
42041013200	LOW	NO	MIDDLE	NO	LOW to MIDDLE
42041981001	NA	YES	NA	NO	No Change
42041981606	NA	NO	NA	NO	No Change

Summary Data: Cumberland	2021	2022
Number of Census Tracts	49	55
Number of Minority Tracts	1	0
Percentage of Minority Tracts	2.04%	0.00%
Number of Low Income Tracts	3	3
Percentage of Low Income Tracts	6.12%	5.45%
Number of Moderate Income Tracts	7	4
Percentage of Moderate Income Tracts	14.29%	7.27%
Number of Middle Income Tracts	24	30
Percentage of Middle Income Tracts	48.98%	54.55%
Number of Upper Income Tracts	13	16
Percentage of Upper Income Tracts	26.53%	29.09%
Number of NA Income Tracts	2	2
Percentage of NA Income Tracts	4.08%	3.64%

Dauphin, PENNSYLVANIA

Census Tract	2021		2022		Change in Tract Income Class from 2021 through 2022
	Tract Income Class	Minority Tract	Tract Income Class	Minority Tract	
42043020100	MODERATE	NO	MODERATE	YES	No Change
42043020300	MODERATE	YES	LOW	YES	MODERATE to LOW
42043020400	LOW	NO	MODERATE	NO	LOW to MODERATE
42043020500	MODERATE	YES	MIDDLE	NO	MODERATE to MIDDLE
42043020600	LOW	YES			Not Applicable
42043020700	LOW	YES			Not Applicable
42043020800	LOW	YES	MIDDLE	YES	LOW to MIDDLE
42043020900	MODERATE	YES	MODERATE	YES	No Change
42043021100	LOW	YES	LOW	YES	No Change
42043021200	LOW	YES	LOW	YES	No Change
42043021300	LOW	YES	LOW	YES	No Change
42043021400	LOW	YES	LOW	YES	No Change
42043021500	MODERATE	YES	LOW	YES	MODERATE to LOW
42043021600	MODERATE	YES	MODERATE	YES	No Change
42043021700	MODERATE	YES	MODERATE	YES	No Change
42043021800	MIDDLE	NO	UPPER	NO	MIDDLE to UPPER
42043021901	UPPER	NO	UPPER	NO	No Change
42043021903	MIDDLE	NO	MODERATE	YES	MIDDLE to MODERATE
42043021904	MIDDLE	NO	UPPER	NO	MIDDLE to UPPER
42043022000	MIDDLE	YES	MODERATE	YES	MIDDLE to MODERATE
42043022100	MIDDLE	NO	MIDDLE	NO	No Change
42043022200	MODERATE	YES	MODERATE	YES	No Change
42043022300	MODERATE	NO	MODERATE	NO	No Change
42043022401	UPPER	NO	UPPER	NO	No Change
42043022403	MIDDLE	NO	MODERATE	NO	MIDDLE to MODERATE
42043022501	UPPER	NO	UPPER	NO	No Change
42043022502	MIDDLE	NO	MIDDLE	NO	No Change



Dauphin, PENNSYLVANIA

Census Tract	2021		2022		Change in Tract Income Class from 2021 through 2022
	Tract Income Class	Minority Tract	Tract Income Class	Minority Tract	
42043022601	MIDDLE	NO	UPPER	NO	MIDDLE to UPPER
42043022604	UPPER	NO	UPPER	NO	No Change
42043022605	MIDDLE	NO	MIDDLE	YES	No Change
42043022606	MIDDLE	NO	MIDDLE	YES	No Change
42043022701	MIDDLE	NO	MIDDLE	YES	No Change
42043022702	MIDDLE	NO	MIDDLE	NO	No Change
42043022800	MIDDLE	NO	MIDDLE	NO	No Change
42043022900	MODERATE	NO			Not Applicable
42043022901			MIDDLE	YES	Not Applicable
42043022902			MIDDLE	YES	Not Applicable
42043023000	MODERATE	NO	MIDDLE	NO	MODERATE to MIDDLE
42043023100	MIDDLE	NO	MIDDLE	NO	No Change
42043023300	MODERATE	YES	MODERATE	YES	No Change
42043023400	MODERATE	YES	MODERATE	YES	No Change
42043023500	MODERATE	NO	MODERATE	NO	No Change
42043023601	MIDDLE	NO	UPPER	NO	MIDDLE to UPPER
42043023602	MIDDLE	NO	MIDDLE	NO	No Change
42043023700	MODERATE	NO	LOW	NO	MODERATE to LOW
42043023800	MIDDLE	NO	MODERATE	NO	MIDDLE to MODERATE
42043023900	MIDDLE	NO	MIDDLE	NO	No Change
42043024001	MIDDLE	NO	MIDDLE	NO	No Change
42043024002	UPPER	NO	UPPER	NO	No Change
42043024101	MODERATE	NO	MODERATE	NO	No Change
42043024102	MIDDLE	NO	MIDDLE	NO	No Change
42043024104	UPPER	NO	UPPER	NO	No Change
42043024105	UPPER	NO	UPPER	NO	No Change
42043024200	MIDDLE	NO	MIDDLE	NO	No Change

Dauphin, PENNSYLVANIA

Census Tract	2021		2022		Change in Tract Income Class from 2021 through 2022
	Tract Income Class	Minority Tract	Tract Income Class	Minority Tract	
42043024300	UPPER	NO	UPPER	NO	No Change
42043024400	MIDDLE	NO	UPPER	NO	MIDDLE to UPPER
42043024502	MIDDLE	NO	MIDDLE	NO	No Change
42043024503	UPPER	NO	UPPER	NO	No Change
42043024600	UPPER	NO			Not Applicable
42043024601			UPPER	NO	Not Applicable
42043024602			MIDDLE	NO	Not Applicable
42043024700	MIDDLE	NO	MIDDLE	NO	No Change
42043024800	MIDDLE	NO			Not Applicable
42043024801			MIDDLE	NO	Not Applicable
42043024802			MIDDLE	NO	Not Applicable
42043024900	MODERATE	NO	MODERATE	NO	No Change
42043025000	MODERATE	NO	MODERATE	NO	No Change
42043025100	MIDDLE	NO	MODERATE	NO	MIDDLE to MODERATE
42043025200	MIDDLE	NO	MIDDLE	NO	No Change
42043025300	MIDDLE	NO	MIDDLE	NO	No Change
42043025400	MODERATE	NO	MIDDLE	NO	MODERATE to MIDDLE
42043025500			LOW	YES	Not Applicable



Dauphin, PENNSYLVANIA

Census Tract	2021		2022		Change in Tract Income Class from 2021 through 2022
	Tract Income Class	Minority Tract	Tract Income Class	Minority Tract	

Summary Data: Dauphin	2021	2022
Number of Census Tracts	65	67
Number of Minority Tracts	17	22
Percentage of Minority Tracts	26.15%	32.84%
Number of Low Income Tracts	8	8
Percentage of Low Income Tracts	12.31%	11.94%
Number of Moderate Income Tracts	19	18
Percentage of Moderate Income Tracts	29.23%	26.87%
Number of Middle Income Tracts	28	26
Percentage of Middle Income Tracts	43.08%	38.81%
Number of Upper Income Tracts	10	15
Percentage of Upper Income Tracts	15.38%	22.39%
Number of NA Income Tracts	0	0
Percentage of NA Income Tracts	0.00%	0.00%

Delaware, PENNSYLVANIA

Census Tract	2021		2022		Change in Tract Income Class from 2021 through 2022
	Tract Income Class	Minority Tract	Tract Income Class	Minority Tract	
42045400301	MODERATE	YES	MODERATE	YES	No Change
42045400302	MODERATE	YES	MODERATE	YES	No Change
42045400401	MODERATE	YES	MIDDLE	YES	MODERATE to MIDDLE

Delaware, PENNSYLVANIA

Census Tract	2021		2022		Change in Tract Income Class from 2021 through 2022
	Tract Income Class	Minority Tract	Tract Income Class	Minority Tract	
42045400402	MODERATE	YES	MODERATE	YES	No Change
42045400500	MIDDLE	YES	MODERATE	YES	MIDDLE to MODERATE
42045400600	UPPER	NO	MIDDLE	YES	UPPER to MIDDLE
42045400700	MIDDLE	YES	MIDDLE	YES	No Change
42045400801	MODERATE	YES	MODERATE	YES	No Change
42045400802	UPPER	NO	UPPER	YES	No Change
42045400900	UPPER	NO	UPPER	NO	No Change
42045401000	UPPER	NO	UPPER	NO	No Change
42045401101	UPPER	NO	MIDDLE	NO	UPPER to MIDDLE
42045401103	UPPER	NO	UPPER	NO	No Change
42045401104	UPPER	NO	UPPER	NO	No Change
42045401200	UPPER	NO	UPPER	NO	No Change
42045401301	MIDDLE	NO			Not Applicable
42045401302	UPPER	NO	UPPER	NO	No Change
42045401303			MIDDLE	YES	Not Applicable
42045401401	UPPER	NO	UPPER	NO	No Change
42045401402	UPPER	NO	MODERATE	NO	UPPER to MODERATE
42045401501	UPPER	NO			Not Applicable
42045401502	MIDDLE	NO	MIDDLE	NO	No Change
42045401503			MIDDLE	NO	Not Applicable
42045401600	UPPER	NO	UPPER	YES	No Change
42045401700	UPPER	YES	MIDDLE	YES	UPPER to MIDDLE
42045401800	UPPER	YES	MIDDLE	YES	UPPER to MIDDLE
42045401900	UPPER	YES	UPPER	YES	No Change
42045402000	UPPER	YES	MIDDLE	YES	UPPER to MIDDLE
42045402100	MIDDLE	YES	MIDDLE	YES	No Change
42045402200	UPPER	YES	MIDDLE	YES	UPPER to MIDDLE



Delaware, PENNSYLVANIA

Census Tract	2021		2022		Change in Tract Income Class from 2021 through 2022
	Tract Income Class	Minority Tract	Tract Income Class	Minority Tract	
42045402300	MIDDLE	YES	MIDDLE	YES	No Change
42045402400	MODERATE	YES	NA	YES	MODERATE to NA
42045402500	MODERATE	YES	MIDDLE	YES	MODERATE to MIDDLE
42045402600	MODERATE	YES	MIDDLE	YES	MODERATE to MIDDLE
42045402700	MIDDLE	YES	MIDDLE	YES	No Change
42045402800	MIDDLE	YES	MIDDLE	YES	No Change
42045402900	MODERATE	YES	MODERATE	YES	No Change
42045403001	UPPER	NO	UPPER	NO	No Change
42045403002	MIDDLE	NO	MIDDLE	NO	No Change
42045403101	MIDDLE	NO	MIDDLE	YES	No Change
42045403103	UPPER	NO	MIDDLE	YES	UPPER to MIDDLE
42045403104	MODERATE	YES	MIDDLE	YES	MODERATE to MIDDLE
42045403200	UPPER	NO	UPPER	YES	No Change
42045403300	MIDDLE	NO	MIDDLE	NO	No Change
42045403401	MIDDLE	NO	MIDDLE	YES	No Change
42045403402	MIDDLE	NO	MIDDLE	YES	No Change
42045403501	UPPER	NO	MIDDLE	NO	UPPER to MIDDLE
42045403502	UPPER	NO	UPPER	NO	No Change
42045403601	UPPER	NO	UPPER	NO	No Change
42045403602	UPPER	NO	UPPER	NO	No Change
42045403701	MIDDLE	NO	UPPER	NO	MIDDLE to UPPER
42045403702	MIDDLE	NO	MODERATE	NO	MIDDLE to MODERATE
42045403800	UPPER	NO	MIDDLE	NO	UPPER to MIDDLE
42045403901	MIDDLE	NO	UPPER	NO	MIDDLE to UPPER
42045403902	UPPER	NO	UPPER	NO	No Change
42045404003	UPPER	NO	MIDDLE	NO	UPPER to MIDDLE
42045404004	UPPER	NO	UPPER	NO	No Change

Delaware, PENNSYLVANIA

Census Tract	2021		2022		Change in Tract Income Class from 2021 through 2022
	Tract Income Class	Minority Tract	Tract Income Class	Minority Tract	
42045404101	UPPER	NO	UPPER	NO	No Change
42045404102	MIDDLE	NO	MIDDLE	NO	No Change
42045404103	UPPER	NO	UPPER	NO	No Change
42045404300	MIDDLE	NO	MODERATE	NO	MIDDLE to MODERATE
42045404400	MODERATE	YES	UPPER	YES	MODERATE to UPPER
42045404500	MODERATE	YES	MODERATE	YES	No Change
42045404600	MODERATE	YES	MIDDLE	YES	MODERATE to MIDDLE
42045404700	MODERATE	YES	MODERATE	YES	No Change
42045404800	MODERATE	YES	LOW	YES	MODERATE to LOW
42045404900	LOW	YES	MODERATE	YES	LOW to MODERATE
42045405000	MODERATE	YES	MIDDLE	YES	MODERATE to MIDDLE
42045405100	MODERATE	YES	MODERATE	YES	No Change
42045405200	LOW	YES	LOW	YES	No Change
42045405300	MODERATE	YES	MODERATE	YES	No Change
42045405400	LOW	YES	LOW	YES	No Change
42045406100	MIDDLE	NO	UPPER	NO	MIDDLE to UPPER
42045406201	UPPER	NO	UPPER	NO	No Change
42045406202	UPPER	NO	UPPER	NO	No Change
42045406300	MODERATE	YES	MODERATE	YES	No Change
42045406401	MIDDLE	YES	MODERATE	YES	MIDDLE to MODERATE
42045406402	MODERATE	YES	MODERATE	YES	No Change
42045406500	MIDDLE	NO	UPPER	NO	MIDDLE to UPPER
42045406600	MODERATE	NO	MODERATE	NO	No Change
42045406700	MIDDLE	NO	MIDDLE	NO	No Change
42045406801	UPPER	NO	UPPER	NO	No Change
42045406802	MIDDLE	NO	UPPER	NO	MIDDLE to UPPER
42045406803	UPPER	NO			Not Applicable



Delaware, PENNSYLVANIA

Census Tract	2021		2022		Change in Tract Income Class from 2021 through 2022
	Tract Income Class	Minority Tract	Tract Income Class	Minority Tract	
42045406804			UPPER	NO	Not Applicable
42045406805			UPPER	NO	Not Applicable
42045406902	UPPER	NO	UPPER	NO	No Change
42045406903	UPPER	NO	UPPER	NO	No Change
42045406904	UPPER	NO	UPPER	NO	No Change
42045407000	UPPER	NO	UPPER	NO	No Change
42045407101	UPPER	NO	UPPER	NO	No Change
42045407102	UPPER	NO	UPPER	NO	No Change
42045407201	UPPER	NO	UPPER	NO	No Change
42045407202	UPPER	NO	UPPER	NO	No Change
42045407401	UPPER	NO	UPPER	NO	No Change
42045407404	UPPER	NO	UPPER	NO	No Change
42045407501	UPPER	NO	UPPER	NO	No Change
42045407502	UPPER	NO	UPPER	NO	No Change
42045407600	UPPER	NO	UPPER	NO	No Change
42045407700	UPPER	NO	UPPER	NO	No Change
42045407801	UPPER	NO	UPPER	NO	No Change
42045407802	UPPER	NO	UPPER	NO	No Change
42045407803	UPPER	NO	UPPER	NO	No Change
42045407804	UPPER	NO	UPPER	NO	No Change
42045407805	UPPER	NO	UPPER	NO	No Change
42045407806	UPPER	NO	UPPER	NO	No Change
42045407901	UPPER	NO	UPPER	NO	No Change
42045407902	UPPER	NO	UPPER	NO	No Change
42045407903	UPPER	NO	UPPER	NO	No Change
42045408001	UPPER	NO	UPPER	NO	No Change
42045408002	UPPER	NO	UPPER	NO	No Change

Delaware, PENNSYLVANIA

Census Tract	2021		2022		Change in Tract Income Class from 2021 through 2022
	Tract Income Class	Minority Tract	Tract Income Class	Minority Tract	
42045408101	UPPER	NO	UPPER	NO	No Change
42045408102	UPPER	NO	UPPER	NO	No Change
42045408103	UPPER	NO	UPPER	NO	No Change
42045408300	UPPER	NO	UPPER	NO	No Change
42045408400	UPPER	NO	UPPER	NO	No Change
42045408500	UPPER	NO	UPPER	NO	No Change
42045408600	UPPER	NO	UPPER	NO	No Change
42045408700	UPPER	NO	UPPER	NO	No Change
42045408800	UPPER	NO	UPPER	NO	No Change
42045408900	UPPER	NO	UPPER	NO	No Change
42045409000	UPPER	NO	UPPER	NO	No Change
42045409100	UPPER	NO	UPPER	NO	No Change
42045409200	UPPER	NO	UPPER	NO	No Change
42045409300	UPPER	NO	UPPER	NO	No Change
42045409400	UPPER	NO	UPPER	NO	No Change
42045409500	UPPER	NO	UPPER	NO	No Change
42045409601	UPPER	NO	UPPER	NO	No Change
42045409602	UPPER	NO	UPPER	NO	No Change
42045409701	UPPER	NO	UPPER	NO	No Change
42045409702	UPPER	NO			Not Applicable
42045409802	UPPER	NO			Not Applicable
42045409803	UPPER	NO	UPPER	NO	No Change
42045409804			UPPER	NO	Not Applicable
42045409902	UPPER	NO	UPPER	NO	No Change
42045409903	UPPER	NO	UPPER	NO	No Change
42045409904	UPPER	NO	UPPER	NO	No Change
42045410000	UPPER	NO	UPPER	NO	No Change



Delaware, PENNSYLVANIA

Census Tract	2021		2022		Change in Tract Income Class from 2021 through 2022
	Tract Income Class	Minority Tract	Tract Income Class	Minority Tract	
42045410100	UPPER	NO			Not Applicable
42045410101			UPPER	NO	Not Applicable
42045410102			UPPER	NO	Not Applicable
42045410200	UPPER	NO	UPPER	NO	No Change
42045410301	UPPER	NO			Not Applicable
42045410302	UPPER	NO			Not Applicable
42045410303			UPPER	NO	Not Applicable
42045410304			UPPER	NO	Not Applicable
42045410305			UPPER	NO	Not Applicable
42045410306			UPPER	NO	Not Applicable
42045410400	UPPER	NO			Not Applicable
42045410401			UPPER	NO	Not Applicable
42045410402			UPPER	NO	Not Applicable
42045410403			UPPER	NO	Not Applicable
42045410500	MODERATE	YES	MODERATE	YES	No Change
42045410601	UPPER	NO	UPPER	NO	No Change
42045410602	UPPER	NO	UPPER	NO	No Change
42045410700	MODERATE	YES	LOW	YES	MODERATE to LOW
42045410800	UPPER	NO	UPPER	NO	No Change
42045980000	NA	NO	NA	NO	No Change
42045980100			NA	NO	Not Applicable
42045980200			NA	NO	Not Applicable
42045980300			NA	NO	Not Applicable

Delaware, PENNSYLVANIA

Census Tract	2021		2022		Change in Tract Income Class from 2021 through 2022
	Tract Income Class	Minority Tract	Tract Income Class	Minority Tract	

Summary Data: Delaware	2021	2022
Number of Census Tracts	144	152
Number of Minority Tracts	37	46
Percentage of Minority Tracts	25.69%	30.26%
Number of Low Income Tracts	3	4
Percentage of Low Income Tracts	2.08%	2.63%
Number of Moderate Income Tracts	23	19
Percentage of Moderate Income Tracts	15.97%	12.50%
Number of Middle Income Tracts	23	31
Percentage of Middle Income Tracts	15.97%	20.39%
Number of Upper Income Tracts	94	93
Percentage of Upper Income Tracts	65.28%	61.18%
Number of NA Income Tracts	1	5
Percentage of NA Income Tracts	0.69%	3.29%

Eik, PENNSYLVANIA

Census Tract	2021		2022		Change in Tract Income Class from 2021 through 2022
	Tract Income Class	Minority Tract	Tract Income Class	Minority Tract	
42047950100	MIDDLE	NO	MIDDLE	NO	No Change
42047950200	MIDDLE	NO	MIDDLE	NO	No Change
42047950400	MIDDLE	NO	MIDDLE	NO	No Change



Elk, PENNSYLVANIA

Census Tract	2021		2022		Change in Tract Income Class from 2021 through 2022
	Tract Income Class	Minority Tract	Tract Income Class	Minority Tract	
42047950500	MIDDLE	NO	MODERATE	NO	MIDDLE to MODERATE
42047950900	MIDDLE	NO	MIDDLE	NO	No Change
42047951000	MIDDLE	NO	MIDDLE	NO	No Change
42047951100	MIDDLE	NO	MIDDLE	NO	No Change
42047951200	MIDDLE	NO	MIDDLE	NO	No Change
42047951300	UPPER	NO	MIDDLE	NO	UPPER to MIDDLE

Summary Data: Elk	2021	2022
Number of Census Tracts	9	9
Number of Minority Tracts	0	0
Percentage of Minority Tracts	0.00%	0.00%
Number of Low Income Tracts	0	0
Percentage of Low Income Tracts	0.00%	0.00%
Number of Moderate Income Tracts	0	1
Percentage of Moderate Income Tracts	0.00%	11.11%
Number of Middle Income Tracts	8	8
Percentage of Middle Income Tracts	88.89%	88.89%
Number of Upper Income Tracts	1	0
Percentage of Upper Income Tracts	11.11%	0.00%
Number of NA Income Tracts	0	0
Percentage of NA Income Tracts	0.00%	0.00%

Erie, PENNSYLVANIA

Census Tract	2021		2022		Change in Tract Income Class from 2021 through 2022
	Tract Income Class	Minority Tract	Tract Income Class	Minority Tract	
42049000100	LOW	NO	LOW	NO	No Change
42049000200	UPPER	NO	UPPER	NO	No Change
42049000300	MODERATE	NO	MODERATE	NO	No Change
42049000400	LOW	NO	MODERATE	YES	LOW to MODERATE
42049000500	LOW	NO	LOW	YES	No Change
42049000600	LOW	NO	LOW	NO	No Change
42049000700	LOW	YES	LOW	YES	No Change
42049000800	LOW	YES	LOW	YES	No Change
42049000900	MODERATE	NO			Not Applicable
42049000901			MODERATE	NO	Not Applicable
42049000902			NA	NO	Not Applicable
42049001000	MODERATE	NO	MODERATE	NO	No Change
42049001100	MODERATE	NO	MODERATE	NO	No Change
42049001200	LOW	NO	LOW	YES	No Change
42049001300	LOW	YES	LOW	YES	No Change
42049001400	MODERATE	NO	MODERATE	YES	No Change
42049001500	LOW	YES	LOW	YES	No Change
42049001600	MIDDLE	NO	MODERATE	NO	MIDDLE to MODERATE
42049001700	MODERATE	YES	MODERATE	YES	No Change
42049001800	LOW	YES	LOW	YES	No Change
42049001900	LOW	NO	MODERATE	NO	LOW to MODERATE
42049002000	MODERATE	NO	MODERATE	NO	No Change
42049002100	MIDDLE	NO	MIDDLE	NO	No Change
42049002200	MIDDLE	NO	MIDDLE	NO	No Change
42049002300	MODERATE	NO	MODERATE	NO	No Change
42049002400	MIDDLE	NO	MIDDLE	NO	No Change
42049002500	MIDDLE	NO	MODERATE	NO	MIDDLE to MODERATE



Erie, PENNSYLVANIA

Census Tract	2021		2022		Change in Tract Income Class from 2021 through 2022
	Tract Income Class	Minority Tract	Tract Income Class	Minority Tract	
42049002600	MIDDLE	NO	MIDDLE	NO	No Change
42049002700	MIDDLE	NO	MIDDLE	NO	No Change
42049002800	MIDDLE	NO	MIDDLE	NO	No Change
42049002900	UPPER	NO	UPPER	NO	No Change
42049003000	MIDDLE	NO	MIDDLE	NO	No Change
42049010101	MODERATE	NO	MIDDLE	NO	MODERATE to MIDDLE
42049010103	MIDDLE	NO	MIDDLE	NO	No Change
42049010104	MIDDLE	NO	MIDDLE	NO	No Change
42049010107	MIDDLE	NO	MODERATE	NO	MIDDLE to MODERATE
42049010108			NA	YES	Not Applicable
42049010201	MIDDLE	NO	MIDDLE	NO	No Change
42049010202	MIDDLE	NO	MIDDLE	NO	No Change
42049010301	MIDDLE	NO	UPPER	NO	MIDDLE to UPPER
42049010303	UPPER	NO	UPPER	NO	No Change
42049010304	UPPER	NO	UPPER	NO	No Change
42049010400	MIDDLE	NO	UPPER	NO	MIDDLE to UPPER
42049010500	MIDDLE	NO	MIDDLE	NO	No Change
42049010700	MIDDLE	NO	MIDDLE	NO	No Change
42049010800	MIDDLE	NO	MIDDLE	NO	No Change
42049010902	UPPER	NO	MIDDLE	NO	UPPER to MIDDLE
42049010903	UPPER	NO	UPPER	NO	No Change
42049010904	UPPER	NO	UPPER	NO	No Change
42049011001	MIDDLE	NO	UPPER	NO	MIDDLE to UPPER
42049011002	MIDDLE	NO	MIDDLE	NO	No Change
42049011101	UPPER	NO	UPPER	NO	No Change
42049011102	UPPER	NO	MIDDLE	NO	UPPER to MIDDLE
42049011201	UPPER	NO	MIDDLE	NO	UPPER to MIDDLE

Erie, PENNSYLVANIA

Census Tract	2021		2022		Change in Tract Income Class from 2021 through 2022
	Tract Income Class	Minority Tract	Tract Income Class	Minority Tract	
42049011202	UPPER	NO	UPPER	NO	No Change
42049011300	MIDDLE	NO	MODERATE	NO	MIDDLE to MODERATE
42049011400	MIDDLE	NO	MIDDLE	NO	No Change
42049011503	UPPER	NO	MIDDLE	NO	UPPER to MIDDLE
42049011505	UPPER	NO			Not Applicable
42049011507	UPPER	NO			Not Applicable
42049011508			UPPER	NO	Not Applicable
42049011509			UPPER	NO	Not Applicable
42049011510			UPPER	NO	Not Applicable
42049011511			UPPER	NO	Not Applicable
42049011600	MIDDLE	NO	MIDDLE	NO	No Change
42049011701	UPPER	NO	UPPER	NO	No Change
42049011702	UPPER	NO	MIDDLE	NO	UPPER to MIDDLE
42049011801	MIDDLE	NO	MIDDLE	NO	No Change
42049011802	MIDDLE	NO	MIDDLE	NO	No Change
42049011900	MODERATE	NO	MODERATE	NO	No Change
42049012001	MIDDLE	NO	MIDDLE	NO	No Change
42049012002	MIDDLE	NO	MODERATE	NO	MIDDLE to MODERATE
42049012100	MIDDLE	NO	MIDDLE	NO	No Change
42049012201	UPPER	NO	UPPER	NO	No Change
42049012202	MIDDLE	NO	MODERATE	NO	MIDDLE to MODERATE
42049012300	UPPER	NO			Not Applicable
42049012400	MIDDLE	NO	UPPER	NO	MIDDLE to UPPER
42049980109	NA	YES			Not Applicable
42049990000	NA	NO	NA	NO	No Change



Erie, PENNSYLVANIA

Census Tract	2021		2022		Change in Tract Income Class from 2021 through 2022
	Tract Income Class	Minority Tract	Tract Income Class	Minority Tract	

Summary Data: Erie	2021	2022
Number of Census Tracts	72	74
Number of Minority Tracts	7	11
Percentage of Minority Tracts	9.72%	14.86%
Number of Low Income Tracts	11	9
Percentage of Low Income Tracts	15.28%	12.16%
Number of Moderate Income Tracts	10	17
Percentage of Moderate Income Tracts	13.89%	22.97%
Number of Middle Income Tracts	31	27
Percentage of Middle Income Tracts	43.06%	36.49%
Number of Upper Income Tracts	18	18
Percentage of Upper Income Tracts	25.00%	24.32%
Number of NA Income Tracts	2	3
Percentage of NA Income Tracts	2.78%	4.05%

Fayette, PENNSYLVANIA

Census Tract	2021		2022		Change in Tract Income Class from 2021 through 2022
	Tract Income Class	Minority Tract	Tract Income Class	Minority Tract	
42051260100	MIDDLE	NO	MODERATE	NO	MIDDLE to MODERATE
42051260200	MIDDLE	NO	MIDDLE	NO	No Change
42051260300	MODERATE	NO	MODERATE	NO	No Change

Fayette, PENNSYLVANIA

Census Tract	2021		2022		Change in Tract Income Class from 2021 through 2022
	Tract Income Class	Minority Tract	Tract Income Class	Minority Tract	
42051260401	MIDDLE	NO	MIDDLE	NO	No Change
42051260402	MIDDLE	NO	MIDDLE	NO	No Change
42051260500	MODERATE	NO	MODERATE	NO	No Change
42051260600	MODERATE	NO	MODERATE	NO	No Change
42051260700	MODERATE	NO	MODERATE	NO	No Change
42051260800	MODERATE	NO	MODERATE	NO	No Change
42051260900	MIDDLE	NO	MIDDLE	NO	No Change
42051261000	MIDDLE	NO	MIDDLE	NO	No Change
42051261100	MIDDLE	NO	MIDDLE	NO	No Change
42051261200	MODERATE	NO	LOW	NO	MODERATE to LOW
42051261300	MODERATE	NO	MIDDLE	NO	MODERATE to MIDDLE
42051261401	MODERATE	NO	MODERATE	NO	No Change
42051261402	MODERATE	NO	MODERATE	NO	No Change
42051261500	MIDDLE	NO	MODERATE	NO	MIDDLE to MODERATE
42051261600	MIDDLE	NO	MODERATE	NO	MIDDLE to MODERATE
42051261700	LOW	NO	MODERATE	NO	LOW to MODERATE
42051261800	MODERATE	NO	MODERATE	NO	No Change
42051261900	MODERATE	NO	MODERATE	NO	No Change
42051262000	UPPER	NO	UPPER	NO	No Change
42051262100	MODERATE	NO	MIDDLE	NO	MODERATE to MIDDLE
42051262200	MODERATE	NO	MODERATE	NO	No Change
42051262300	LOW	NO	LOW	NO	No Change
42051262400	MODERATE	NO	MODERATE	NO	No Change
42051262500	MODERATE	NO	MODERATE	NO	No Change
42051262600	MODERATE	NO	MODERATE	NO	No Change
42051262701	MIDDLE	NO	MIDDLE	NO	No Change
42051262702	MIDDLE	NO	MIDDLE	NO	No Change



Fayette, PENNSYLVANIA

Census Tract	2021		2022		Change in Tract Income Class from 2021 through 2022
	Tract Income Class	Minority Tract	Tract Income Class	Minority Tract	
42051262800	MODERATE	NO	MODERATE	NO	No Change
42051262900	MODERATE	NO	MODERATE	NO	No Change
42051263000	MODERATE	NO	MODERATE	NO	No Change
42051263100	MODERATE	NO	MODERATE	NO	No Change
42051263200	MODERATE	NO	MIDDLE	NO	MODERATE to MIDDLE
42051263300	MODERATE	NO	MODERATE	NO	No Change

Summary Data: Fayette	2021	2022
Number of Census Tracts	36	36
Number of Minority Tracts	0	0
Percentage of Minority Tracts	0.00%	0.00%
Number of Low Income Tracts	2	2
Percentage of Low Income Tracts	5.56%	5.56%
Number of Moderate Income Tracts	22	22
Percentage of Moderate Income Tracts	61.11%	61.11%
Number of Middle Income Tracts	11	11
Percentage of Middle Income Tracts	30.56%	30.56%
Number of Upper Income Tracts	1	1
Percentage of Upper Income Tracts	2.78%	2.78%
Number of NA Income Tracts	0	0
Percentage of NA Income Tracts	0.00%	0.00%

Forest, PENNSYLVANIA

Census Tract	2021		2022		Change in Tract Income Class from 2021 through 2022
	Tract Income Class	Minority Tract	Tract Income Class	Minority Tract	
42053530100	MIDDLE	NO	MODERATE	NO	MIDDLE to MODERATE
42053530200			MIDDLE	NO	Not Applicable
42053530201	MODERATE	NO			Not Applicable
42053530300	MIDDLE	NO			Not Applicable

Summary Data: Forest	2021	2022
Number of Census Tracts	3	2
Number of Minority Tracts	0	0
Percentage of Minority Tracts	0.00%	0.00%
Number of Low Income Tracts	0	0
Percentage of Low Income Tracts	0.00%	0.00%
Number of Moderate Income Tracts	1	1
Percentage of Moderate Income Tracts	33.33%	50.00%
Number of Middle Income Tracts	2	1
Percentage of Middle Income Tracts	66.67%	50.00%
Number of Upper Income Tracts	0	0
Percentage of Upper Income Tracts	0.00%	0.00%
Number of NA Income Tracts	0	0
Percentage of NA Income Tracts	0.00%	0.00%



GeoDataVision Report D-1 Census Tract Reference Book 2021/2022: PENNSYLVANIA

Franklin, PENNSYLVANIA

Census Tract	2021		2022		Change in Tract Income Class from 2021 through 2022
	Tract Income Class	Minority Tract	Tract Income Class	Minority Tract	
42055010100	MIDDLE	NO	MIDDLE	NO	No Change
42055010200	MIDDLE	NO	MIDDLE	NO	No Change
42055010300	MIDDLE	NO			Not Applicable
42055010301			MIDDLE	NO	Not Applicable
42055010302			MIDDLE	NO	Not Applicable
42055010400	MIDDLE	NO			Not Applicable
42055010401			MIDDLE	NO	Not Applicable
42055010402			MIDDLE	NO	Not Applicable
42055010500	MIDDLE	NO			Not Applicable
42055010501			MIDDLE	NO	Not Applicable
42055010502			MIDDLE	NO	Not Applicable
42055010600	MIDDLE	NO	UPPER	NO	MIDDLE to UPPER
42055010700	MIDDLE	NO			Not Applicable
42055010701			MIDDLE	NO	Not Applicable
42055010702			MIDDLE	NO	Not Applicable
42055010800	MIDDLE	NO	MODERATE	NO	MIDDLE to MODERATE
42055010900	MIDDLE	NO	MIDDLE	NO	No Change
42055011000	LOW	NO	MODERATE	NO	LOW to MODERATE
42055011100	MIDDLE	NO	MIDDLE	NO	No Change
42055011200	MODERATE	NO	MODERATE	NO	No Change
42055011301	UPPER	NO	MIDDLE	NO	UPPER to MIDDLE
42055011302	MIDDLE	NO	MIDDLE	NO	No Change
42055011400	MIDDLE	NO	MIDDLE	NO	No Change
42055011500	MIDDLE	NO	MIDDLE	NO	No Change
42055011600	MIDDLE	NO	MIDDLE	NO	No Change
42055011700	UPPER	NO			Not Applicable
42055011701			UPPER	NO	Not Applicable

Franklin, PENNSYLVANIA

Census Tract	2021		2022		Change in Tract Income Class from 2021 through 2022
	Tract Income Class	Minority Tract	Tract Income Class	Minority Tract	
42055011702			MIDDLE	NO	Not Applicable
42055011800	MIDDLE	NO	MIDDLE	NO	No Change
42055011900	MIDDLE	NO	MIDDLE	NO	No Change
42055012000	MIDDLE	NO			Not Applicable
42055012001			MIDDLE	NO	Not Applicable
42055012002			MIDDLE	NO	Not Applicable
42055012100	MIDDLE	NO	MIDDLE	NO	No Change
42055012200	MODERATE	NO	MIDDLE	NO	MODERATE to MIDDLE
42055012300	MODERATE	NO	MODERATE	NO	No Change
42055012400	MODERATE	NO	MIDDLE	NO	MODERATE to MIDDLE
42055012501	MIDDLE	NO	MIDDLE	NO	No Change
42055012502	MIDDLE	NO	MIDDLE	NO	No Change



Tracts with empty cells are new or discontinued tracts

Franklin, PENNSYLVANIA

Census Tract	2021		2022		Change in Tract Income Class from 2021 through 2022
	Tract Income Class	Minority Tract	Tract Income Class	Minority Tract	

Summary Data: Franklin	2021	2022
Number of Census Tracts	27	33
Number of Minority Tracts	0	0
Percentage of Minority Tracts	0.00%	0.00%
Number of Low Income Tracts	1	0
Percentage of Low Income Tracts	3.70%	0.00%
Number of Moderate Income Tracts	4	4
Percentage of Moderate Income Tracts	14.81%	12.12%
Number of Middle Income Tracts	20	27
Percentage of Middle Income Tracts	74.07%	81.82%
Number of Upper Income Tracts	2	2
Percentage of Upper Income Tracts	7.41%	6.06%
Number of NA Income Tracts	0	0
Percentage of NA Income Tracts	0.00%	0.00%

Fulton, PENNSYLVANIA

Census Tract	2021		2022		Change in Tract Income Class from 2021 through 2022
	Tract Income Class	Minority Tract	Tract Income Class	Minority Tract	


Summary Data: Fulton	2021	2022
Number of Census Tracts	3	3
Number of Minority Tracts	0	0
Percentage of Minority Tracts	0.00%	0.00%
Number of Low Income Tracts	0	0
Percentage of Low Income Tracts	0.00%	0.00%
Number of Moderate Income Tracts	0	0
Percentage of Moderate Income Tracts	0.00%	0.00%
Number of Middle Income Tracts	3	3
Percentage of Middle Income Tracts	100.00%	100.00%
Number of Upper Income Tracts	0	0
Percentage of Upper Income Tracts	0.00%	0.00%
Number of NA Income Tracts	0	0
Percentage of NA Income Tracts	0.00%	0.00%

Fulton, PENNSYLVANIA

Census Tract	2021		2022		Change in Tract Income Class from 2021 through 2022
	Tract Income Class	Minority Tract	Tract Income Class	Minority Tract	
42057960100	MIDDLE	NO	MIDDLE	NO	No Change
42057960200	MIDDLE	NO	MIDDLE	NO	No Change
42057960300	MIDDLE	NO	MIDDLE	NO	No Change

Greene, PENNSYLVANIA

Census Tract	2021		2022		Change in Tract Income Class from 2021 through 2022
	Tract Income Class	Minority Tract	Tract Income Class	Minority Tract	
42059970100	MIDDLE	NO			Not Applicable
42059970101			NA	NO	Not Applicable
42059970102			MIDDLE	NO	Not Applicable



Greene, PENNSYLVANIA

Census Tract	2021		2022		Change in Tract Income Class from 2021 through 2022
	Tract Income Class	Minority Tract	Tract Income Class	Minority Tract	
42059970200	MIDDLE	NO	MIDDLE	NO	No Change
42059970300	MIDDLE	NO	UPPER	NO	MIDDLE to UPPER
42059970400	MIDDLE	NO	MIDDLE	NO	No Change
42059970501	UPPER	NO	UPPER	NO	No Change
42059970502	MIDDLE	NO	UPPER	NO	MIDDLE to UPPER
42059970600	MIDDLE	NO	MIDDLE	NO	No Change
42059970700	MIDDLE	NO	MIDDLE	NO	No Change
42059970800	MIDDLE	NO	MIDDLE	NO	No Change

Greene, PENNSYLVANIA

Census Tract	2021		2022		Change in Tract Income Class from 2021 through 2022
	Tract Income Class	Minority Tract	Tract Income Class	Minority Tract	

Summary Data: Greene	2021	2022
Number of Census Tracts	9	10
Number of Minority Tracts	0	0
Percentage of Minority Tracts	0.00%	0.00%
Number of Low Income Tracts	0	0
Percentage of Low Income Tracts	0.00%	0.00%
Number of Moderate Income Tracts	0	0
Percentage of Moderate Income Tracts	0.00%	0.00%
Number of Middle Income Tracts	8	6
Percentage of Middle Income Tracts	88.89%	60.00%
Number of Upper Income Tracts	1	3
Percentage of Upper Income Tracts	11.11%	30.00%
Number of NA Income Tracts	0	1
Percentage of NA Income Tracts	0.00%	10.00%

Huntingdon, PENNSYLVANIA

Census Tract	2021		2022		Change in Tract Income Class from 2021 through 2022
	Tract Income Class	Minority Tract	Tract Income Class	Minority Tract	
42061950100	MIDDLE	NO	MIDDLE	NO	No Change
42061950200	UPPER	NO	UPPER	NO	No Change
42061950300	MIDDLE	NO			Not Applicable



Huntingdon, PENNSYLVANIA

Census Tract	2021		2022		Change in Tract Income Class from 2021 through 2022
	Tract Income Class	Minority Tract	Tract Income Class	Minority Tract	
42061950301			MIDDLE	NO	Not Applicable
42061950302			NA	YES	Not Applicable
42061950400	MIDDLE	NO	MIDDLE	NO	No Change
42061950500	MIDDLE	NO	MIDDLE	NO	No Change
42061950600	MIDDLE	NO	MIDDLE	NO	No Change
42061950800	MIDDLE	NO	MIDDLE	NO	No Change
42061950900	MODERATE	NO	MODERATE	NO	No Change
42061951000	MIDDLE	NO	MIDDLE	NO	No Change
42061951100	MIDDLE	NO	MIDDLE	NO	No Change
42061951200	MIDDLE	NO	MIDDLE	NO	No Change
42061951300	MIDDLE	NO	MIDDLE	NO	No Change

Huntingdon, PENNSYLVANIA

Census Tract	2021		2022		Change in Tract Income Class from 2021 through 2022
	Tract Income Class	Minority Tract	Tract Income Class	Minority Tract	

Summary Data: Huntingdon	2021	2022
Number of Census Tracts	12	13
Number of Minority Tracts	0	1
Percentage of Minority Tracts	0.00%	7.69%
Number of Low Income Tracts	0	0
Percentage of Low Income Tracts	0.00%	0.00%
Number of Moderate Income Tracts	1	1
Percentage of Moderate Income Tracts	8.33%	7.69%
Number of Middle Income Tracts	10	10
Percentage of Middle Income Tracts	83.33%	76.92%
Number of Upper Income Tracts	1	1
Percentage of Upper Income Tracts	8.33%	7.69%
Number of NA Income Tracts	0	1
Percentage of NA Income Tracts	0.00%	7.69%

Indiana, PENNSYLVANIA

Census Tract	2021		2022		Change in Tract Income Class from 2021 through 2022
	Tract Income Class	Minority Tract	Tract Income Class	Minority Tract	
42063960100	MIDDLE	NO	MIDDLE	NO	No Change
42063960200	MIDDLE	NO	MIDDLE	NO	No Change
42063960300	MIDDLE	NO	MIDDLE	NO	No Change



Indiana, PENNSYLVANIA

Census Tract	2021		2022		Change in Tract Income Class from 2021 through 2022
	Tract Income Class	Minority Tract	Tract Income Class	Minority Tract	
42063960400	MIDDLE	NO	MIDDLE	NO	No Change
42063960500	UPPER	NO	MIDDLE	NO	UPPER to MIDDLE
42063960600	UPPER	NO	MIDDLE	NO	UPPER to MIDDLE
42063960700	MIDDLE	NO	UPPER	NO	MIDDLE to UPPER
42063960800	UPPER	NO	UPPER	NO	No Change
42063960900	MIDDLE	NO	UPPER	NO	MIDDLE to UPPER
42063961000	MIDDLE	NO	MIDDLE	NO	No Change
42063961101	MIDDLE	NO			Not Applicable
42063961102	NA	NO	NA	NO	No Change
42063961103			UPPER	NO	Not Applicable
42063961104			MIDDLE	NO	Not Applicable
42063961200	UPPER	NO	UPPER	NO	No Change
42063961300	MIDDLE	NO	MIDDLE	NO	No Change
42063961400	MIDDLE	NO	MIDDLE	NO	No Change
42063961500	MIDDLE	NO	MIDDLE	NO	No Change
42063961600	MIDDLE	NO	MIDDLE	NO	No Change
42063961700	MIDDLE	NO	MIDDLE	NO	No Change
42063961800	MIDDLE	NO	MIDDLE	NO	No Change
42063961900	MIDDLE	NO	MIDDLE	NO	No Change
42063962000	MIDDLE	NO	MIDDLE	NO	No Change
42063962100	MIDDLE	NO	MIDDLE	NO	No Change
42063962200	MIDDLE	NO	MIDDLE	NO	No Change

Indiana, PENNSYLVANIA

Census Tract	2021		2022		Change in Tract Income Class from 2021 through 2022
	Tract Income Class	Minority Tract	Tract Income Class	Minority Tract	

Summary Data: Indiana	2021	2022
Number of Census Tracts	23	24
Number of Minority Tracts	0	0
Percentage of Minority Tracts	0.00%	0.00%
Number of Low Income Tracts	0	0
Percentage of Low Income Tracts	0.00%	0.00%
Number of Moderate Income Tracts	0	0
Percentage of Moderate Income Tracts	0.00%	0.00%
Number of Middle Income Tracts	18	18
Percentage of Middle Income Tracts	78.26%	75.00%
Number of Upper Income Tracts	4	5
Percentage of Upper Income Tracts	17.39%	20.83%
Number of NA Income Tracts	1	1
Percentage of NA Income Tracts	4.35%	4.17%

Jefferson, PENNSYLVANIA

Census Tract	2021		2022		Change in Tract Income Class from 2021 through 2022
	Tract Income Class	Minority Tract	Tract Income Class	Minority Tract	
42065950100	MIDDLE	NO	MIDDLE	NO	No Change
42065950200	MIDDLE	NO	MIDDLE	NO	No Change
42065950300	MIDDLE	NO	MIDDLE	NO	No Change



Jefferson, PENNSYLVANIA

Census Tract	2021		2022		Change in Tract Income Class from 2021 through 2022
	Tract Income Class	Minority Tract	Tract Income Class	Minority Tract	
42065950400	MIDDLE	NO	MIDDLE	NO	No Change
42065950500	MIDDLE	NO	MIDDLE	NO	No Change
42065950600	MIDDLE	NO	MIDDLE	NO	No Change
42065950700	MIDDLE	NO	MIDDLE	NO	No Change
42065950800	MIDDLE	NO	MIDDLE	NO	No Change
42065950900	MIDDLE	NO	MIDDLE	NO	No Change
42065951000	MIDDLE	NO	MIDDLE	NO	No Change
42065951100	MIDDLE	NO	MIDDLE	NO	No Change
42065951200	MODERATE	NO	MODERATE	NO	No Change
42065951300	MIDDLE	NO	MODERATE	NO	MIDDLE to MODERATE

Jefferson, PENNSYLVANIA

Census Tract	2021		2022		Change in Tract Income Class from 2021 through 2022
	Tract Income Class	Minority Tract	Tract Income Class	Minority Tract	

Summary Data: Jefferson	2021	2022
Number of Census Tracts	13	13
Number of Minority Tracts	0	0
Percentage of Minority Tracts	0.00%	0.00%
Number of Low Income Tracts	0	0
Percentage of Low Income Tracts	0.00%	0.00%
Number of Moderate Income Tracts	1	2
Percentage of Moderate Income Tracts	7.69%	15.38%
Number of Middle Income Tracts	12	11
Percentage of Middle Income Tracts	92.31%	84.62%
Number of Upper Income Tracts	0	0
Percentage of Upper Income Tracts	0.00%	0.00%
Number of NA Income Tracts	0	0
Percentage of NA Income Tracts	0.00%	0.00%

Juniata, PENNSYLVANIA

Census Tract	2021		2022		Change in Tract Income Class from 2021 through 2022
	Tract Income Class	Minority Tract	Tract Income Class	Minority Tract	
42067070100	MIDDLE	NO			Not Applicable
42067070101			MIDDLE	NO	Not Applicable
42067070102			MIDDLE	NO	Not Applicable



Juniata, PENNSYLVANIA

Census Tract	2021		2022		Change in Tract Income Class from 2021 through 2022
	Tract Income Class	Minority Tract	Tract Income Class	Minority Tract	
42067070201	MIDDLE	NO	MIDDLE	NO	No Change
42067070202	MIDDLE	NO	MIDDLE	NO	No Change
42067070300	MIDDLE	NO	MIDDLE	NO	No Change
42067070400	MIDDLE	NO	MIDDLE	NO	No Change

Summary Data: Juniata	2021	2022
Number of Census Tracts	5	6
Number of Minority Tracts	0	0
Percentage of Minority Tracts	0.00%	0.00%
Number of Low Income Tracts	0	0
Percentage of Low Income Tracts	0.00%	0.00%
Number of Moderate Income Tracts	0	0
Percentage of Moderate Income Tracts	0.00%	0.00%
Number of Middle Income Tracts	5	6
Percentage of Middle Income Tracts	100.00%	100.00%
Number of Upper Income Tracts	0	0
Percentage of Upper Income Tracts	0.00%	0.00%
Number of NA Income Tracts	0	0
Percentage of NA Income Tracts	0.00%	0.00%

Lackawanna, PENNSYLVANIA

Census Tract	2021		2022		Change in Tract Income Class from 2021 through 2022
	Tract Income Class	Minority Tract	Tract Income Class	Minority Tract	
42069100200	MODERATE	NO	LOW	NO	MODERATE to LOW
42069100300	MODERATE	NO	MODERATE	NO	No Change
42069100400	MIDDLE	NO	MIDDLE	NO	No Change
42069100500	MIDDLE	NO	MODERATE	NO	MIDDLE to MODERATE
42069100600	MIDDLE	NO	MIDDLE	NO	No Change
42069100800	MODERATE	NO	MIDDLE	NO	MODERATE to MIDDLE
42069100900	MODERATE	NO	MIDDLE	NO	MODERATE to MIDDLE
42069101000	UPPER	NO	UPPER	NO	No Change
42069101100	MIDDLE	NO	MIDDLE	NO	No Change
42069101200	MIDDLE	NO	MODERATE	NO	MIDDLE to MODERATE
42069101300	MIDDLE	NO	MODERATE	NO	MIDDLE to MODERATE
42069101400	LOW	NO	MODERATE	NO	LOW to MODERATE
42069101600	MODERATE	NO	MODERATE	NO	No Change
42069101700	MIDDLE	NO	MIDDLE	NO	No Change
42069101800	MIDDLE	NO	UPPER	NO	MIDDLE to UPPER
42069101900	MIDDLE	NO	MIDDLE	NO	No Change
42069102000	MODERATE	NO	MODERATE	NO	No Change
42069102100	MODERATE	NO	MODERATE	NO	No Change
42069102200	MODERATE	NO	MIDDLE	NO	MODERATE to MIDDLE
42069102300	MIDDLE	NO	MODERATE	NO	MIDDLE to MODERATE
42069102500	MODERATE	NO	MODERATE	YES	No Change
42069102600	MODERATE	NO	MODERATE	YES	No Change
42069102700	MIDDLE	NO	MIDDLE	NO	No Change
42069102800	UPPER	NO	UPPER	NO	No Change
42069102900	LOW	NO	LOW	YES	No Change
42069103000	MODERATE	NO	MIDDLE	NO	MODERATE to MIDDLE
42069103100	MIDDLE	NO	MIDDLE	NO	No Change



Lackawanna, PENNSYLVANIA

Census Tract	2021		2022		Change in Tract Income Class from 2021 through 2022
	Tract Income Class	Minority Tract	Tract Income Class	Minority Tract	
42069110100	MIDDLE	NO	MIDDLE	NO	No Change
42069110201	UPPER	NO	MIDDLE	NO	UPPER to MIDDLE
42069110202	MIDDLE	NO	UPPER	NO	MIDDLE to UPPER
42069110300	UPPER	NO	MIDDLE	NO	UPPER to MIDDLE
42069110401	UPPER	NO	UPPER	NO	No Change
42069110402	UPPER	NO	UPPER	NO	No Change
42069110403	UPPER	NO	UPPER	NO	No Change
42069110500	UPPER	NO	UPPER	NO	No Change
42069110600	MIDDLE	NO	MIDDLE	NO	No Change
42069110700	MODERATE	NO	MODERATE	NO	No Change
42069110800	MODERATE	NO	MODERATE	NO	No Change
42069110900	MODERATE	NO	MODERATE	NO	No Change
42069111000	MIDDLE	NO	MIDDLE	NO	No Change
42069111100	MIDDLE	NO	MIDDLE	NO	No Change
42069111200	MIDDLE	NO	MIDDLE	NO	No Change
42069111300	MIDDLE	NO	MIDDLE	NO	No Change
42069111400	MIDDLE	NO	MODERATE	NO	MIDDLE to MODERATE
42069111500	MIDDLE	NO	MIDDLE	NO	No Change
42069111600	MIDDLE	NO	MIDDLE	NO	No Change
42069111700	MIDDLE	NO	MIDDLE	NO	No Change
42069111800	UPPER	NO			Not Applicable
42069111801			UPPER	NO	Not Applicable
42069111802			UPPER	NO	Not Applicable
42069112000	MIDDLE	NO	UPPER	NO	MIDDLE to UPPER
42069112100	MIDDLE	NO	UPPER	NO	MIDDLE to UPPER
42069112200	UPPER	NO	MIDDLE	NO	UPPER to MIDDLE
42069112300	MIDDLE	NO	MODERATE	NO	MIDDLE to MODERATE

Lackawanna, PENNSYLVANIA

Census Tract	2021		2022		Change in Tract Income Class from 2021 through 2022
	Tract Income Class	Minority Tract	Tract Income Class	Minority Tract	
42069112400	UPPER	NO	MIDDLE	NO	UPPER to MIDDLE
42069112500	MIDDLE	NO	MODERATE	NO	MIDDLE to MODERATE
42069112600	MIDDLE	NO	MIDDLE	NO	No Change
42069112700	MIDDLE	NO	UPPER	NO	MIDDLE to UPPER
42069112800	MIDDLE	NO	UPPER	NO	MIDDLE to UPPER
42069112901	MIDDLE	NO	UPPER	NO	MIDDLE to UPPER
42069112902	MIDDLE	NO	MIDDLE	NO	No Change

Summary Data: Lackawanna	2021	2022
Number of Census Tracts	59	60
Number of Minority Tracts	0	3
Percentage of Minority Tracts	0.00%	5.00%
Number of Low Income Tracts	2	2
Percentage of Low Income Tracts	3.39%	3.33%
Number of Moderate Income Tracts	14	17
Percentage of Moderate Income Tracts	23.73%	28.33%
Number of Middle Income Tracts	32	26
Percentage of Middle Income Tracts	54.24%	43.33%
Number of Upper Income Tracts	11	15
Percentage of Upper Income Tracts	18.64%	25.00%
Number of NA Income Tracts	0	0
Percentage of NA Income Tracts	0.00%	0.00%



Lancaster, PENNSYLVANIA

Census Tract	2021		2022		Change in Tract Income Class from 2021 through 2022
	Tract Income Class	Minority Tract	Tract Income Class	Minority Tract	
42071000100	LOW	NO	LOW	YES	No Change
42071000200	MODERATE	YES	MIDDLE	YES	MODERATE to MIDDLE
42071000300	MODERATE	YES	MODERATE	YES	No Change
42071000400	MODERATE	NO	MODERATE	NO	No Change
42071000500	MODERATE	NO	MODERATE	NO	No Change
42071000600	MIDDLE	NO	MIDDLE	NO	No Change
42071000700	LOW	YES	MIDDLE	YES	LOW to MIDDLE
42071000800	LOW	YES	LOW	YES	No Change
42071000900	LOW	YES	MODERATE	YES	LOW to MODERATE
42071001000	LOW	YES	MIDDLE	YES	LOW to MIDDLE
42071001100	MODERATE	YES	MIDDLE	YES	MODERATE to MIDDLE
42071001200	MODERATE	YES	MODERATE	YES	No Change
42071001400	MODERATE	YES	LOW	YES	MODERATE to LOW
42071010101	MIDDLE	NO			Not Applicable
42071010102	MIDDLE	NO	MIDDLE	NO	No Change
42071010103			MIDDLE	NO	Not Applicable
42071010104			MIDDLE	NO	Not Applicable
42071010201	MIDDLE	NO	MIDDLE	NO	No Change
42071010202	MIDDLE	NO	MIDDLE	NO	No Change
42071010300	MIDDLE	NO			Not Applicable
42071010301			MIDDLE	NO	Not Applicable
42071010302			MIDDLE	NO	Not Applicable
42071010400	MODERATE	NO	MIDDLE	NO	MODERATE to MIDDLE
42071010501	MIDDLE	NO	MIDDLE	NO	No Change
42071010502	MIDDLE	NO	MIDDLE	NO	No Change
42071010600	MIDDLE	NO			Not Applicable
42071010601			MODERATE	NO	Not Applicable

Lancaster, PENNSYLVANIA

Census Tract	2021		2022		Change in Tract Income Class from 2021 through 2022
	Tract Income Class	Minority Tract	Tract Income Class	Minority Tract	
42071010602			MIDDLE	NO	Not Applicable
42071010701	MIDDLE	NO	MIDDLE	NO	No Change
42071010702	MIDDLE	NO	MIDDLE	NO	No Change
42071010801	MIDDLE	NO			Not Applicable
42071010802	MIDDLE	NO	MIDDLE	NO	No Change
42071010803			MIDDLE	NO	Not Applicable
42071010804			UPPER	NO	Not Applicable
42071010900	MIDDLE	NO			Not Applicable
42071010901			MIDDLE	NO	Not Applicable
42071010902			MODERATE	NO	Not Applicable
42071011000	MIDDLE	NO	MODERATE	NO	MIDDLE to MODERATE
42071011100	MIDDLE	NO			Not Applicable
42071011101			UPPER	NO	Not Applicable
42071011102			MIDDLE	NO	Not Applicable
42071011200	MODERATE	NO	MODERATE	NO	No Change
42071011300	MODERATE	NO	MIDDLE	NO	MODERATE to MIDDLE
42071011400	MODERATE	NO	MODERATE	NO	No Change
42071011502	MIDDLE	NO	MIDDLE	NO	No Change
42071011503	MIDDLE	NO	MIDDLE	NO	No Change
42071011504	UPPER	NO	UPPER	NO	No Change
42071011505			MIDDLE	NO	Not Applicable
42071011600	MIDDLE	NO	MIDDLE	NO	No Change
42071011701	MIDDLE	NO	UPPER	NO	MIDDLE to UPPER
42071011703	UPPER	NO			Not Applicable
42071011704	MIDDLE	NO	MIDDLE	NO	No Change
42071011705	MIDDLE	NO	MIDDLE	NO	No Change
42071011706			MIDDLE	NO	Not Applicable



GeoDataVision Report D-1 Census Tract Reference Book 2021/2022: PENNSYLVANIA

Lancaster, PENNSYLVANIA

Census Tract	2021		2022		Change in Tract Income Class from 2021 through 2022
	Tract Income Class	Minority Tract	Tract Income Class	Minority Tract	
42071011707			UPPER	NO	Not Applicable
42071011801	UPPER	NO	UPPER	NO	No Change
42071011802	UPPER	NO	MIDDLE	NO	UPPER to MIDDLE
42071011803	MIDDLE	NO	MIDDLE	NO	No Change
42071011804	MIDDLE	NO			Not Applicable
42071011805	MODERATE	NO	UPPER	NO	MODERATE to UPPER
42071011806			MIDDLE	NO	Not Applicable
42071011807			MIDDLE	NO	Not Applicable
42071011901	UPPER	NO	UPPER	NO	No Change
42071011902	UPPER	NO			Not Applicable
42071011903			UPPER	NO	Not Applicable
42071011904			MIDDLE	NO	Not Applicable
42071012001	MIDDLE	NO	MIDDLE	NO	No Change
42071012002	MIDDLE	NO	MIDDLE	NO	No Change
42071012102	UPPER	NO			Not Applicable
42071012103	MIDDLE	NO	MIDDLE	NO	No Change
42071012104	MIDDLE	NO			Not Applicable
42071012105			MIDDLE	NO	Not Applicable
42071012106			MIDDLE	NO	Not Applicable
42071012107			UPPER	NO	Not Applicable
42071012200	MIDDLE	NO	MODERATE	NO	MIDDLE to MODERATE
42071012301	MODERATE	NO	MIDDLE	NO	MODERATE to MIDDLE
42071012302	MIDDLE	NO	MIDDLE	NO	No Change
42071012402	MIDDLE	NO	MIDDLE	NO	No Change
42071012403	UPPER	NO	MODERATE	NO	UPPER to MODERATE
42071012404	MIDDLE	NO	MIDDLE	NO	No Change
42071012501	MIDDLE	NO	MIDDLE	NO	No Change

Lancaster, PENNSYLVANIA

Census Tract	2021		2022		Change in Tract Income Class from 2021 through 2022
	Tract Income Class	Minority Tract	Tract Income Class	Minority Tract	
42071012502	MIDDLE	NO	MIDDLE	NO	No Change
42071012601	MIDDLE	NO	MIDDLE	NO	No Change
42071012602	MIDDLE	NO	MIDDLE	NO	No Change
42071012700	MIDDLE	NO			Not Applicable
42071012701			MIDDLE	NO	Not Applicable
42071012702			UPPER	NO	Not Applicable
42071012800	MIDDLE	NO	MODERATE	NO	MIDDLE to MODERATE
42071012900	MIDDLE	NO	MIDDLE	NO	No Change
42071013000	MIDDLE	NO			Not Applicable
42071013001			MIDDLE	NO	Not Applicable
42071013002			MIDDLE	NO	Not Applicable
42071013101	MIDDLE	NO	MIDDLE	NO	No Change
42071013102	MIDDLE	NO	MODERATE	NO	MIDDLE to MODERATE
42071013202	MIDDLE	NO	MIDDLE	NO	No Change
42071013203	MIDDLE	NO	MIDDLE	NO	No Change
42071013204	MIDDLE	NO	MIDDLE	NO	No Change
42071013301	MIDDLE	NO	MIDDLE	NO	No Change
42071013303	UPPER	NO	MIDDLE	NO	UPPER to MIDDLE
42071013304	MIDDLE	NO			Not Applicable
42071013305			MIDDLE	NO	Not Applicable
42071013306			UPPER	NO	Not Applicable
42071013400	MIDDLE	NO	MIDDLE	NO	No Change
42071013501	MIDDLE	NO			Not Applicable
42071013502	MIDDLE	NO	MIDDLE	NO	No Change
42071013503	UPPER	NO	UPPER	NO	No Change
42071013504			MODERATE	YES	Not Applicable
42071013505			MIDDLE	NO	Not Applicable



Tracts with empty cells are new or discontinued tracts

Lancaster, PENNSYLVANIA

Census Tract	2021		2022		Change in Tract Income Class from 2021 through 2022
	Tract Income Class	Minority Tract	Tract Income Class	Minority Tract	
42071013601	MIDDLE	NO	MIDDLE	NO	No Change
42071013602	MIDDLE	NO	MIDDLE	NO	No Change
42071013701	MODERATE	NO	MIDDLE	NO	MODERATE to MIDDLE
42071013702	MIDDLE	NO			Not Applicable
42071013703			MIDDLE	NO	Not Applicable
42071013704			MIDDLE	NO	Not Applicable
42071013800	UPPER	NO	UPPER	NO	No Change
42071013901	MIDDLE	NO	MIDDLE	NO	No Change
42071013902	MIDDLE	NO	MIDDLE	NO	No Change
42071014000	MIDDLE	NO	MIDDLE	NO	No Change
42071014101	MIDDLE	NO	MIDDLE	NO	No Change
42071014102	MIDDLE	NO	MIDDLE	NO	No Change
42071014201	MIDDLE	NO	MIDDLE	NO	No Change
42071014202	MIDDLE	NO	UPPER	NO	MIDDLE to UPPER
42071014300	MIDDLE	NO			Not Applicable
42071014301			MIDDLE	NO	Not Applicable
42071014302			MIDDLE	NO	Not Applicable
42071014401	MIDDLE	NO	MIDDLE	NO	No Change
42071014402	MIDDLE	NO	MIDDLE	NO	No Change
42071014501	MIDDLE	NO	MIDDLE	NO	No Change
42071014502	MIDDLE	NO	MIDDLE	NO	No Change
42071014601	MIDDLE	NO	MIDDLE	NO	No Change
42071014602	MIDDLE	NO			Not Applicable
42071014603			MIDDLE	NO	Not Applicable
42071014604			MODERATE	NO	Not Applicable
42071014700	LOW	YES	LOW	YES	No Change

Lancaster, PENNSYLVANIA

Census Tract	2021		2022		Change in Tract Income Class from 2021 through 2022
	Tract Income Class	Minority Tract	Tract Income Class	Minority Tract	
Summary Data: Lancaster			2021	2022	
Number of Census Tracts			98	116	
Number of Minority Tracts			10	12	
Percentage of Minority Tracts			10.20%	10.34%	
Number of Low Income Tracts			6	4	
Percentage of Low Income Tracts			6.12%	3.45%	
Number of Moderate Income Tracts			14	16	
Percentage of Moderate Income Tracts			14.29%	13.79%	
Number of Middle Income Tracts			67	81	
Percentage of Middle Income Tracts			68.37%	69.83%	
Number of Upper Income Tracts			11	15	
Percentage of Upper Income Tracts			11.22%	12.93%	
Number of NA Income Tracts			0	0	
Percentage of NA Income Tracts			0.00%	0.00%	

Lawrence, PENNSYLVANIA

Census Tract	2021		2022		Change in Tract Income Class from 2021 through 2022
	Tract Income Class	Minority Tract	Tract Income Class	Minority Tract	
42073000100	MIDDLE	NO	MIDDLE	NO	No Change
42073000200	MODERATE	NO	MIDDLE	NO	MODERATE to MIDDLE
42073000300	MIDDLE	NO	MODERATE	NO	MIDDLE to MODERATE



Lawrence, PENNSYLVANIA

Census Tract	2021		2022		Change in Tract Income Class from 2021 through 2022
	Tract Income Class	Minority Tract	Tract Income Class	Minority Tract	
42073000400	LOW	YES	LOW	YES	No Change
42073000600	MODERATE	NO	LOW	NO	MODERATE to LOW
42073000700	LOW	NO	LOW	NO	No Change
42073000800	MODERATE	NO	MODERATE	NO	No Change
42073000900	LOW	NO	LOW	NO	No Change
42073001000	MIDDLE	NO	MODERATE	NO	MIDDLE to MODERATE
42073010100	MIDDLE	NO	UPPER	NO	MIDDLE to UPPER
42073010201	UPPER	NO	UPPER	NO	No Change
42073010202	MIDDLE	NO	MIDDLE	NO	No Change
42073010300	UPPER	NO	UPPER	NO	No Change
42073010400	MIDDLE	NO	MIDDLE	NO	No Change
42073010500	MIDDLE	NO	MIDDLE	NO	No Change
42073010600	MIDDLE	NO	MIDDLE	NO	No Change
42073010700	MIDDLE	NO	MIDDLE	NO	No Change
42073010800	UPPER	NO	UPPER	NO	No Change
42073010900	MIDDLE	NO	MIDDLE	NO	No Change
42073011000	MIDDLE	NO	MIDDLE	NO	No Change
42073011100	MIDDLE	NO	MIDDLE	NO	No Change
42073011200	MIDDLE	NO	MIDDLE	NO	No Change
42073011300	MIDDLE	NO	MIDDLE	NO	No Change
42073011400	MIDDLE	NO	MIDDLE	NO	No Change
42073011500	MIDDLE	NO	MIDDLE	NO	No Change
42073011600	MIDDLE	NO	UPPER	NO	MIDDLE to UPPER
42073011700	MIDDLE	NO	MIDDLE	NO	No Change
42073011800	MIDDLE	NO	MODERATE	NO	MIDDLE to MODERATE

Lawrence, PENNSYLVANIA

Census Tract	2021		2022		Change in Tract Income Class from 2021 through 2022
	Tract Income Class	Minority Tract	Tract Income Class	Minority Tract	

Summary Data: Lawrence	2021	2022
Number of Census Tracts	28	28
Number of Minority Tracts	1	1
Percentage of Minority Tracts	3.57%	3.57%
Number of Low Income Tracts	3	4
Percentage of Low Income Tracts	10.71%	14.29%
Number of Moderate Income Tracts	3	4
Percentage of Moderate Income Tracts	10.71%	14.29%
Number of Middle Income Tracts	19	15
Percentage of Middle Income Tracts	67.86%	53.57%
Number of Upper Income Tracts	3	5
Percentage of Upper Income Tracts	10.71%	17.86%
Number of NA Income Tracts	0	0
Percentage of NA Income Tracts	0.00%	0.00%

Lebanon, PENNSYLVANIA

Census Tract	2021		2022		Change in Tract Income Class from 2021 through 2022
	Tract Income Class	Minority Tract	Tract Income Class	Minority Tract	
42075000100	MODERATE	NO	MODERATE	YES	No Change
42075000200	MODERATE	NO	LOW	NO	MODERATE to LOW
42075000300	MODERATE	YES	LOW	YES	MODERATE to LOW



Lebanon, PENNSYLVANIA

Census Tract	2021		2022		Change in Tract Income Class from 2021 through 2022
	Tract Income Class	Minority Tract	Tract Income Class	Minority Tract	
42075000401	LOW	YES	MODERATE	YES	LOW to MODERATE
42075000402	MODERATE	NO	MODERATE	YES	No Change
42075000500	MODERATE	NO	MIDDLE	NO	MODERATE to MIDDLE
42075002000	MIDDLE	NO	MIDDLE	NO	No Change
42075002100	MIDDLE	NO	UPPER	NO	MIDDLE to UPPER
42075002200	MIDDLE	NO	MIDDLE	NO	No Change
42075002300	MIDDLE	NO	MIDDLE	NO	No Change
42075002400	MIDDLE	NO	MIDDLE	NO	No Change
42075002500	MIDDLE	NO	MIDDLE	NO	No Change
42075002600	MIDDLE	NO	MIDDLE	NO	No Change
42075002701	MIDDLE	NO	MIDDLE	NO	No Change
42075002702	MIDDLE	NO	MIDDLE	NO	No Change
42075002800	MIDDLE	NO			Not Applicable
42075002801			MIDDLE	NO	Not Applicable
42075002802			MIDDLE	NO	Not Applicable
42075002900	MIDDLE	NO	MODERATE	NO	MIDDLE to MODERATE
42075003000	MIDDLE	NO	MIDDLE	NO	No Change
42075003100	MIDDLE	NO	MIDDLE	NO	No Change
42075003200	UPPER	NO	UPPER	NO	No Change
42075003300	MIDDLE	NO	MIDDLE	NO	No Change
42075003400	MIDDLE	NO	MIDDLE	NO	No Change
42075003500	UPPER	NO	MIDDLE	NO	UPPER to MIDDLE
42075003600	MIDDLE	NO	MODERATE	NO	MIDDLE to MODERATE
42075003700	MIDDLE	NO	MIDDLE	NO	No Change
42075003800	UPPER	NO			Not Applicable
42075003801			UPPER	NO	Not Applicable
42075003802			UPPER	NO	Not Applicable

Lebanon, PENNSYLVANIA

Census Tract	2021		2022		Change in Tract Income Class from 2021 through 2022
	Tract Income Class	Minority Tract	Tract Income Class	Minority Tract	
42075003901	MODERATE	NO	MIDDLE	NO	MODERATE to MIDDLE
42075003902	MIDDLE	NO	MIDDLE	NO	No Change
42075004000	MIDDLE	NO	MIDDLE	NO	No Change
42075004100	MIDDLE	NO	UPPER	NO	MIDDLE to UPPER
42075004200	UPPER	NO	UPPER	NO	No Change

Summary Data: Lebanon	2021	2022
Number of Census Tracts	31	33
Number of Minority Tracts	2	4
Percentage of Minority Tracts	6.45%	12.12%
Number of Low Income Tracts	1	2
Percentage of Low Income Tracts	3.23%	6.06%
Number of Moderate Income Tracts	6	5
Percentage of Moderate Income Tracts	19.35%	15.15%
Number of Middle Income Tracts	20	20
Percentage of Middle Income Tracts	64.52%	60.61%
Number of Upper Income Tracts	4	6
Percentage of Upper Income Tracts	12.90%	18.18%
Number of NA Income Tracts	0	0
Percentage of NA Income Tracts	0.00%	0.00%



Lehigh, PENNSYLVANIA

Census Tract	2021		2022		Change in Tract Income Class from 2021 through 2022
	Tract Income Class	Minority Tract	Tract Income Class	Minority Tract	
42077000101	MODERATE	NO	MODERATE	YES	No Change
42077000102	MODERATE	NO	MODERATE	YES	No Change
42077000400	LOW	YES	LOW	YES	No Change
42077000500	LOW	YES	LOW	YES	No Change
42077000600	MODERATE	YES	MODERATE	YES	No Change
42077000700	MODERATE	YES	LOW	YES	MODERATE to LOW
42077000800	LOW	YES	LOW	YES	No Change
42077000900	LOW	YES	LOW	YES	No Change
42077001000	LOW	YES	LOW	YES	No Change
42077001200	LOW	YES	LOW	YES	No Change
42077001401	MODERATE	YES	LOW	YES	MODERATE to LOW
42077001402	MODERATE	NO	MIDDLE	NO	MODERATE to MIDDLE
42077001501	MODERATE	YES	MODERATE	YES	No Change
42077001502	MIDDLE	YES	MODERATE	YES	MIDDLE to MODERATE
42077001600	LOW	YES	LOW	YES	No Change
42077001700	MODERATE	YES	LOW	YES	MODERATE to LOW
42077001800	LOW	YES	LOW	YES	No Change
42077001900	MODERATE	YES	MODERATE	YES	No Change
42077002000	LOW	YES	MODERATE	YES	LOW to MODERATE
42077002100	MODERATE	YES	MODERATE	YES	No Change
42077002201	MIDDLE	NO	MIDDLE	NO	No Change
42077002202	MODERATE	NO	MIDDLE	YES	MODERATE to MIDDLE
42077002301	UPPER	NO			Not Applicable
42077002302	MIDDLE	NO	MIDDLE	NO	No Change
42077002303			MIDDLE	NO	Not Applicable
42077002304			MIDDLE	NO	Not Applicable
42077005100	MIDDLE	NO	MIDDLE	NO	No Change

Lehigh, PENNSYLVANIA

Census Tract	2021		2022		Change in Tract Income Class from 2021 through 2022
	Tract Income Class	Minority Tract	Tract Income Class	Minority Tract	
42077005200	MIDDLE	NO	MIDDLE	NO	No Change
42077005301	MIDDLE	NO	MIDDLE	NO	No Change
42077005302	MIDDLE	NO	MIDDLE	NO	No Change
42077005401	UPPER	NO	UPPER	NO	No Change
42077005402	UPPER	NO	UPPER	NO	No Change
42077005503	UPPER	NO	UPPER	NO	No Change
42077005504	MIDDLE	NO	UPPER	NO	MIDDLE to UPPER
42077005505	UPPER	NO	UPPER	NO	No Change
42077005506	MIDDLE	NO	MIDDLE	NO	No Change
42077005601	MIDDLE	NO	MIDDLE	NO	No Change
42077005602	MIDDLE	NO	MIDDLE	NO	No Change
42077005702	MIDDLE	NO	MIDDLE	NO	No Change
42077005703	MODERATE	NO	MIDDLE	YES	MODERATE to MIDDLE
42077005704	MIDDLE	YES	MIDDLE	YES	No Change
42077005705	MIDDLE	NO	MIDDLE	NO	No Change
42077005800	MIDDLE	NO	MODERATE	NO	MIDDLE to MODERATE
42077005901	MIDDLE	NO	MIDDLE	NO	No Change
42077005902	MIDDLE	NO	MODERATE	NO	MIDDLE to MODERATE
42077006001	MIDDLE	NO	MIDDLE	NO	No Change
42077006002	UPPER	NO	UPPER	NO	No Change
42077006101	UPPER	NO	UPPER	NO	No Change
42077006102	UPPER	NO	UPPER	NO	No Change
42077006202	UPPER	NO			Not Applicable
42077006203	UPPER	NO	UPPER	NO	No Change
42077006204	UPPER	NO	UPPER	NO	No Change
42077006205			UPPER	NO	Not Applicable
42077006206			MIDDLE	NO	Not Applicable



Lehigh, PENNSYLVANIA

Census Tract	2021		2022		Change in Tract Income Class from 2021 through 2022
	Tract Income Class	Minority Tract	Tract Income Class	Minority Tract	
42077006302	UPPER	NO	UPPER	NO	No Change
42077006303	MIDDLE	NO	MODERATE	NO	MIDDLE to MODERATE
42077006304	UPPER	NO	UPPER	NO	No Change
42077006305	UPPER	NO	MIDDLE	NO	UPPER to MIDDLE
42077006307	UPPER	NO			Not Applicable
42077006308	UPPER	NO			Not Applicable
42077006309			MIDDLE	NO	Not Applicable
42077006310			UPPER	NO	Not Applicable
42077006311			UPPER	NO	Not Applicable
42077006312			MIDDLE	NO	Not Applicable
42077006401	MIDDLE	NO	MIDDLE	NO	No Change
42077006402	UPPER	NO	UPPER	NO	No Change
42077006500	MIDDLE	NO	MIDDLE	NO	No Change
42077006600	MIDDLE	NO	UPPER	NO	MIDDLE to UPPER
42077006701	MIDDLE	NO	MIDDLE	NO	No Change
42077006702	MIDDLE	NO	MIDDLE	NO	No Change
42077006703	UPPER	NO	UPPER	NO	No Change
42077006800	MODERATE	NO	MODERATE	NO	No Change
42077006902	MIDDLE	NO	MIDDLE	NO	No Change
42077006903	UPPER	NO	UPPER	NO	No Change
42077006905	UPPER	NO	UPPER	NO	No Change
42077006906	UPPER	NO	UPPER	NO	No Change
42077007000	UPPER	NO	UPPER	NO	No Change
42077009100	MIDDLE	NO	MIDDLE	NO	No Change
42077009200	MIDDLE	NO	MIDDLE	NO	No Change
42077009300	MIDDLE	NO	UPPER	NO	MIDDLE to UPPER
42077009400	MODERATE	NO	MODERATE	NO	No Change

Lehigh, PENNSYLVANIA

Census Tract	2021		2022		Change in Tract Income Class from 2021 through 2022
	Tract Income Class	Minority Tract	Tract Income Class	Minority Tract	
42077009500	MIDDLE	NO	MODERATE	NO	MIDDLE to MODERATE
42077009600	LOW	YES			Not Applicable
42077009601			MODERATE	YES	Not Applicable
42077009602			MODERATE	YES	Not Applicable
42077009700	LOW	YES	LOW	YES	No Change

Summary Data: Lehigh	2021	2022
Number of Census Tracts	76	81
Number of Minority Tracts	20	25
Percentage of Minority Tracts	26.32%	30.86%
Number of Low Income Tracts	11	12
Percentage of Low Income Tracts	14.47%	14.81%
Number of Moderate Income Tracts	14	16
Percentage of Moderate Income Tracts	18.42%	19.75%
Number of Middle Income Tracts	29	30
Percentage of Middle Income Tracts	38.16%	37.04%
Number of Upper Income Tracts	22	23
Percentage of Upper Income Tracts	28.95%	28.40%
Number of NA Income Tracts	0	0
Percentage of NA Income Tracts	0.00%	0.00%



GeoDataVision Report D-1 Census Tract Reference Book 2021/2022: PENNSYLVANIA

Luzerne, PENNSYLVANIA

Census Tract	2021		2022		Change in Tract Income Class from 2021 through 2022
	Tract Income Class	Minority Tract	Tract Income Class	Minority Tract	
42079200100	NA	NO	MODERATE	NO	NA to MODERATE
42079200200	MODERATE	NO	MIDDLE	NO	MODERATE to MIDDLE
42079200300	MIDDLE	NO	MIDDLE	NO	No Change
42079200400	MODERATE	NO	MODERATE	YES	No Change
42079200500	MODERATE	NO	MODERATE	YES	No Change
42079200600	MODERATE	NO	MIDDLE	NO	MODERATE to MIDDLE
42079200700	MODERATE	NO	MODERATE	YES	No Change
42079200800	MODERATE	NO	MODERATE	YES	No Change
42079200900	LOW	NO	MODERATE	YES	LOW to MODERATE
42079201000	LOW	NO	NA	YES	LOW to NA
42079201100	MODERATE	YES	MODERATE	YES	No Change
42079201200	MODERATE	NO	MODERATE	NO	No Change
42079201300	MODERATE	NO	MODERATE	YES	No Change
42079201400	MIDDLE	NO	MODERATE	NO	MIDDLE to MODERATE
42079201500	MODERATE	NO	MODERATE	NO	No Change
42079201600	MIDDLE	NO	MIDDLE	NO	No Change
42079210100	MIDDLE	NO	MIDDLE	NO	No Change
42079210200	MIDDLE	NO	MIDDLE	NO	No Change
42079210300	MIDDLE	NO	MIDDLE	NO	No Change
42079210400	MIDDLE	NO	UPPER	NO	MIDDLE to UPPER
42079210500	MIDDLE	NO	MIDDLE	NO	No Change
42079210600	MIDDLE	NO	MODERATE	NO	MIDDLE to MODERATE
42079210700	MIDDLE	NO	MODERATE	NO	MIDDLE to MODERATE
42079210800	MIDDLE	NO	MODERATE	NO	MIDDLE to MODERATE
42079210900	MIDDLE	NO			Not Applicable
42079211000	MIDDLE	NO	MIDDLE	NO	No Change
42079211101	MIDDLE	NO	MIDDLE	NO	No Change

Luzerne, PENNSYLVANIA

Census Tract	2021		2022		Change in Tract Income Class from 2021 through 2022
	Tract Income Class	Minority Tract	Tract Income Class	Minority Tract	
42079211102	UPPER	NO	MIDDLE	NO	UPPER to MIDDLE
42079211201	UPPER	NO	UPPER	NO	No Change
42079211203	UPPER	NO	UPPER	NO	No Change
42079211204	UPPER	NO	UPPER	NO	No Change
42079211205	MIDDLE	NO	UPPER	NO	MIDDLE to UPPER
42079211301	UPPER	NO	UPPER	NO	No Change
42079211302	MIDDLE	NO	UPPER	NO	MIDDLE to UPPER
42079211303	MIDDLE	NO	UPPER	NO	MIDDLE to UPPER
42079211304	UPPER	NO	MIDDLE	NO	UPPER to MIDDLE
42079211400	UPPER	NO	UPPER	NO	No Change
42079211500	UPPER	NO	MIDDLE	NO	UPPER to MIDDLE
42079211600	UPPER	NO	MIDDLE	NO	UPPER to MIDDLE
42079211701	MIDDLE	NO	MIDDLE	NO	No Change
42079211702	UPPER	NO	UPPER	NO	No Change
42079211800	MIDDLE	NO	UPPER	NO	MIDDLE to UPPER
42079211900	MIDDLE	NO	UPPER	NO	MIDDLE to UPPER
42079212000	UPPER	NO	MIDDLE	NO	UPPER to MIDDLE
42079212100	UPPER	NO	MIDDLE	NO	UPPER to MIDDLE
42079212200	MIDDLE	NO	MIDDLE	NO	No Change
42079212300	MIDDLE	NO	MIDDLE	NO	No Change
42079212700	MIDDLE	NO	MODERATE	NO	MIDDLE to MODERATE
42079212800	UPPER	NO	UPPER	NO	No Change
42079212900	MIDDLE	NO	MIDDLE	NO	No Change
42079213000	MIDDLE	NO	MIDDLE	NO	No Change
42079213100	MIDDLE	NO	MIDDLE	NO	No Change
42079213200	MODERATE	NO	MODERATE	NO	No Change
42079213300	MIDDLE	NO	MIDDLE	NO	No Change



Luzerne, PENNSYLVANIA					
Census Tract	2021		2022		Change in Tract Income Class from 2021 through 2022
	Tract Income Class	Minority Tract	Tract Income Class	Minority Tract	
42079213400	MIDDLE	NO	MIDDLE	NO	No Change
42079213600	MODERATE	NO	MODERATE	NO	No Change
42079213700	MODERATE	NO	MODERATE	NO	No Change
42079213800	MODERATE	NO	MODERATE	NO	No Change
42079213900	MIDDLE	NO	MIDDLE	NO	No Change
42079214000	MIDDLE	NO			Not Applicable
42079214100	MODERATE	NO	MODERATE	NO	No Change
42079214200	MODERATE	NO	MODERATE	NO	No Change
42079214300	MODERATE	NO	MODERATE	NO	No Change
42079214400	MODERATE	NO	MIDDLE	NO	MODERATE to MIDDLE
42079214500	MIDDLE	NO	MIDDLE	NO	No Change
42079214600	MIDDLE	NO	MIDDLE	NO	No Change
42079214900	MIDDLE	NO	MIDDLE	NO	No Change
42079215000	MIDDLE	NO	MIDDLE	NO	No Change
42079215100	MIDDLE	NO	MODERATE	NO	MIDDLE to MODERATE
42079215200	MIDDLE	NO	MIDDLE	NO	No Change
42079215300	UPPER	NO	UPPER	NO	No Change
42079215400	MIDDLE	NO	MIDDLE	NO	No Change
42079215501	UPPER	NO	UPPER	NO	No Change
42079215502	UPPER	NO	UPPER	NO	No Change
42079215503	UPPER	NO	UPPER	NO	No Change
42079215504	UPPER	NO	MIDDLE	NO	UPPER to MIDDLE
42079215600	MIDDLE	NO	MIDDLE	NO	No Change
42079215701	MIDDLE	NO	MIDDLE	NO	No Change
42079215702	MIDDLE	NO	MIDDLE	NO	No Change
42079215800	MIDDLE	NO	MIDDLE	NO	No Change
42079215900	MIDDLE	NO	MIDDLE	NO	No Change

Luzerne, PENNSYLVANIA					
Census Tract	2021		2022		Change in Tract Income Class from 2021 through 2022
	Tract Income Class	Minority Tract	Tract Income Class	Minority Tract	
42079216000	MODERATE	NO			Not Applicable
42079216100	MIDDLE	NO	MIDDLE	NO	No Change
42079216200	MIDDLE	NO	MIDDLE	NO	No Change
42079216400	MIDDLE	NO	MIDDLE	NO	No Change
42079216501	UPPER	NO	MIDDLE	NO	UPPER to MIDDLE
42079216502	UPPER	NO	UPPER	NO	No Change
42079216600	UPPER	NO			Not Applicable
42079216601			UPPER	NO	Not Applicable
42079216602			UPPER	NO	Not Applicable
42079216700	MIDDLE	NO	MODERATE	NO	MIDDLE to MODERATE
42079216800	MIDDLE	NO	MIDDLE	NO	No Change
42079216900	MIDDLE	NO	MIDDLE	NO	No Change
42079217001	MODERATE	NO	MODERATE	NO	No Change
42079217002	MODERATE	NO	MIDDLE	NO	MODERATE to MIDDLE
42079217100	MODERATE	YES	MODERATE	YES	No Change
42079217200	LOW	YES	LOW	YES	No Change
42079217300	MIDDLE	NO	MIDDLE	NO	No Change
42079217400	LOW	YES	LOW	YES	No Change
42079217500	MODERATE	YES	MODERATE	YES	No Change
42079217600	MODERATE	YES	LOW	YES	MODERATE to LOW
42079217700	MODERATE	YES	MODERATE	YES	No Change
42079217800	MODERATE	YES	MODERATE	YES	No Change
42079217900	MODERATE	YES	MODERATE	YES	No Change
42079218000	MODERATE	NO	MIDDLE	NO	MODERATE to MIDDLE
42079980100	NA	NO			Not Applicable



Luzerne, PENNSYLVANIA

Census Tract	2021		2022		Change in Tract Income Class from 2021 through 2022
	Tract Income Class	Minority Tract	Tract Income Class	Minority Tract	

Summary Data: Luzerne	2021	2022
Number of Census Tracts	104	101
Number of Minority Tracts	9	16
Percentage of Minority Tracts	8.65%	15.84%
Number of Low Income Tracts	4	3
Percentage of Low Income Tracts	3.85%	2.97%
Number of Moderate Income Tracts	28	30
Percentage of Moderate Income Tracts	26.92%	29.70%
Number of Middle Income Tracts	49	47
Percentage of Middle Income Tracts	47.12%	46.53%
Number of Upper Income Tracts	21	20
Percentage of Upper Income Tracts	20.19%	19.80%
Number of NA Income Tracts	2	1
Percentage of NA Income Tracts	1.92%	0.99%

Lycoming, PENNSYLVANIA

Census Tract	2021		2022		Change in Tract Income Class from 2021 through 2022
	Tract Income Class	Minority Tract	Tract Income Class	Minority Tract	
42081000100	MIDDLE	NO	MIDDLE	NO	No Change
42081000200	UPPER	NO	UPPER	NO	No Change
42081000300	MODERATE	NO	MODERATE	NO	No Change

Lycoming, PENNSYLVANIA

Census Tract	2021		2022		Change in Tract Income Class from 2021 through 2022
	Tract Income Class	Minority Tract	Tract Income Class	Minority Tract	
42081000400	LOW	YES	LOW	NO	No Change
42081000500	MODERATE	NO	MIDDLE	NO	MODERATE to MIDDLE
42081000600	MODERATE	NO	MIDDLE	NO	MODERATE to MIDDLE
42081000800	LOW	NO	NA	NO	LOW to NA
42081000900	MODERATE	NO	MIDDLE	NO	MODERATE to MIDDLE
42081001000	MIDDLE	NO	MIDDLE	NO	No Change
42081010100	MIDDLE	NO	MIDDLE	NO	No Change
42081010200	MIDDLE	NO	MIDDLE	NO	No Change
42081010300	MIDDLE	NO	MIDDLE	NO	No Change
42081010400	MIDDLE	NO	MIDDLE	NO	No Change
42081010500	MIDDLE	NO			Not Applicable
42081010501			MIDDLE	NO	Not Applicable
42081010502			MIDDLE	NO	Not Applicable
42081010600	MIDDLE	NO	MIDDLE	NO	No Change
42081010700	MIDDLE	NO	MIDDLE	NO	No Change
42081010800	MIDDLE	NO	MIDDLE	NO	No Change
42081010900	MIDDLE	NO	UPPER	NO	MIDDLE to UPPER
42081011000	MIDDLE	NO	MIDDLE	NO	No Change
42081011100	MIDDLE	NO	MIDDLE	NO	No Change
42081011200	UPPER	NO	UPPER	NO	No Change
42081011301	MIDDLE	NO	MIDDLE	NO	No Change
42081011302	MIDDLE	NO	MIDDLE	NO	No Change
42081011400	MIDDLE	NO	MIDDLE	NO	No Change
42081011601	MIDDLE	NO	MIDDLE	NO	No Change
42081011602	MIDDLE	NO			Not Applicable
42081011603			UPPER	NO	Not Applicable
42081011604			UPPER	NO	Not Applicable



Lycoming, PENNSYLVANIA

Census Tract	2021		2022		Change in Tract Income Class from 2021 through 2022
	Tract Income Class	Minority Tract	Tract Income Class	Minority Tract	
42081011700	MIDDLE	NO			Not Applicable
42081011701			MIDDLE	NO	Not Applicable
42081011702			MIDDLE	NO	Not Applicable
42081011800	MIDDLE	NO	UPPER	NO	MIDDLE to UPPER
42081011900	MIDDLE	NO	MIDDLE	NO	No Change

Summary Data: Lycoming	2021	2022
Number of Census Tracts	29	32
Number of Minority Tracts	1	0
Percentage of Minority Tracts	3.45%	0.00%
Number of Low Income Tracts	2	1
Percentage of Low Income Tracts	6.90%	3.13%
Number of Moderate Income Tracts	4	1
Percentage of Moderate Income Tracts	13.79%	3.13%
Number of Middle Income Tracts	21	23
Percentage of Middle Income Tracts	72.41%	71.88%
Number of Upper Income Tracts	2	6
Percentage of Upper Income Tracts	6.90%	18.75%
Number of NA Income Tracts	0	1
Percentage of NA Income Tracts	0.00%	3.13%

McKean, PENNSYLVANIA

Census Tract	2021		2022		Change in Tract Income Class from 2021 through 2022
	Tract Income Class	Minority Tract	Tract Income Class	Minority Tract	
42083420100	MIDDLE	NO	MIDDLE	NO	No Change
42083420200	LOW	NO	MODERATE	NO	LOW to MODERATE
42083420300	MODERATE	NO	MODERATE	NO	No Change
42083420400	MIDDLE	NO	MIDDLE	NO	No Change
42083420500	UPPER	NO	MIDDLE	NO	UPPER to MIDDLE
42083420600	MIDDLE	NO	MIDDLE	NO	No Change
42083420700	MIDDLE	NO	MIDDLE	NO	No Change
42083420800	MIDDLE	NO	MIDDLE	NO	No Change
42083420900	MIDDLE	NO	MIDDLE	NO	No Change
42083421000	MIDDLE	NO	MIDDLE	NO	No Change
42083421100	MIDDLE	NO	MIDDLE	NO	No Change
42083421200	MIDDLE	NO	MIDDLE	NO	No Change



McKean, PENNSYLVANIA

Census Tract	2021		2022		Change in Tract Income Class from 2021 through 2022
	Tract Income Class	Minority Tract	Tract Income Class	Minority Tract	

Summary Data: McKean	2021	2022
Number of Census Tracts	12	12
Number of Minority Tracts	0	0
Percentage of Minority Tracts	0.00%	0.00%
Number of Low Income Tracts	1	0
Percentage of Low Income Tracts	8.33%	0.00%
Number of Moderate Income Tracts	1	2
Percentage of Moderate Income Tracts	8.33%	16.67%
Number of Middle Income Tracts	9	10
Percentage of Middle Income Tracts	75.00%	83.33%
Number of Upper Income Tracts	1	0
Percentage of Upper Income Tracts	8.33%	0.00%
Number of NA Income Tracts	0	0
Percentage of NA Income Tracts	0.00%	0.00%

Mercer, PENNSYLVANIA

Census Tract	2021		2022		Change in Tract Income Class from 2021 through 2022
	Tract Income Class	Minority Tract	Tract Income Class	Minority Tract	
42085030100	MODERATE	NO	MODERATE	NO	No Change
42085030300	MODERATE	NO	MIDDLE	NO	MODERATE to MIDDLE
42085030400	MIDDLE	NO	MIDDLE	NO	No Change

Mercer, PENNSYLVANIA

Census Tract	2021		2022		Change in Tract Income Class from 2021 through 2022
	Tract Income Class	Minority Tract	Tract Income Class	Minority Tract	
42085030500	MODERATE	NO	MIDDLE	NO	MODERATE to MIDDLE
42085030900	MIDDLE	NO	MODERATE	NO	MIDDLE to MODERATE
42085031100	MODERATE	NO	MIDDLE	NO	MODERATE to MIDDLE
42085031200	UPPER	NO	UPPER	NO	No Change
42085031300	UPPER	NO	UPPER	NO	No Change
42085031400	MIDDLE	NO	MIDDLE	NO	No Change
42085031700	MIDDLE	NO	MIDDLE	NO	No Change
42085031800	MIDDLE	NO	MIDDLE	NO	No Change
42085031900	UPPER	NO	MIDDLE	NO	UPPER to MIDDLE
42085032000	MIDDLE	NO	MODERATE	NO	MIDDLE to MODERATE
42085032100	LOW	NO	MIDDLE	NO	LOW to MIDDLE
42085032200	MIDDLE	NO	MIDDLE	NO	No Change
42085032300	UPPER	NO	UPPER	NO	No Change
42085032400	MIDDLE	NO			Not Applicable
42085032401			MIDDLE	NO	Not Applicable
42085032402			UPPER	NO	Not Applicable
42085032403			UPPER	NO	Not Applicable
42085032501	MIDDLE	NO			Not Applicable
42085032502	MIDDLE	NO	UPPER	NO	MIDDLE to UPPER
42085032503			MIDDLE	NO	Not Applicable
42085032504			MIDDLE	NO	Not Applicable
42085032505			MIDDLE	NO	Not Applicable
42085032601	MIDDLE	NO	UPPER	NO	MIDDLE to UPPER
42085032602	MIDDLE	NO	MIDDLE	NO	No Change
42085032701	MIDDLE	NO	UPPER	NO	MIDDLE to UPPER
42085032702	MIDDLE	NO	MIDDLE	NO	No Change
42085032800	UPPER	NO			Not Applicable



Mercer, PENNSYLVANIA

Census Tract	2021		2022		Change in Tract Income Class from 2021 through 2022
	Tract Income Class	Minority Tract	Tract Income Class	Minority Tract	
42085032801			UPPER	NO	Not Applicable
42085032802			UPPER	NO	Not Applicable
42085032900	MIDDLE	NO	UPPER	NO	MIDDLE to UPPER
42085033000	MIDDLE	NO	MIDDLE	NO	No Change
42085033100	MIDDLE	NO	UPPER	NO	MIDDLE to UPPER
42085033200	MODERATE	NO	LOW	NO	MODERATE to LOW
42085033300	MIDDLE	NO	MIDDLE	NO	No Change
42085033400	LOW	YES	LOW	YES	No Change

Mercer, PENNSYLVANIA

Census Tract	2021		2022		Change in Tract Income Class from 2021 through 2022
	Tract Income Class	Minority Tract	Tract Income Class	Minority Tract	

Summary Data: Mercer	2021	2022
Number of Census Tracts	30	35
Number of Minority Tracts	1	1
Percentage of Minority Tracts	3.33%	2.86%
Number of Low Income Tracts	2	2
Percentage of Low Income Tracts	6.67%	5.71%
Number of Moderate Income Tracts	5	3
Percentage of Moderate Income Tracts	16.67%	8.57%
Number of Middle Income Tracts	18	18
Percentage of Middle Income Tracts	60.00%	51.43%
Number of Upper Income Tracts	5	12
Percentage of Upper Income Tracts	16.67%	34.29%
Number of NA Income Tracts	0	0
Percentage of NA Income Tracts	0.00%	0.00%

Mifflin, PENNSYLVANIA

Census Tract	2021		2022		Change in Tract Income Class from 2021 through 2022
	Tract Income Class	Minority Tract	Tract Income Class	Minority Tract	
42087960100	MIDDLE	NO	MIDDLE	NO	No Change
42087960200	MIDDLE	NO	MIDDLE	NO	No Change
42087960300	MIDDLE	NO	MIDDLE	NO	No Change



Mifflin, PENNSYLVANIA

Census Tract	2021		2022		Change in Tract Income Class from 2021 through 2022
	Tract Income Class	Minority Tract	Tract Income Class	Minority Tract	
42087960400	MIDDLE	NO	MIDDLE	NO	No Change
42087960500	MIDDLE	NO	MIDDLE	NO	No Change
42087960600	MIDDLE	NO	MIDDLE	NO	No Change
42087960700	MODERATE	NO	MODERATE	NO	No Change
42087960800	MODERATE	NO	MODERATE	NO	No Change
42087960900	MODERATE	NO	MODERATE	NO	No Change
42087961000	MIDDLE	NO	UPPER	NO	MIDDLE to UPPER
42087961100	MIDDLE	NO			Not Applicable
42087961101			MIDDLE	NO	Not Applicable
42087961102			MIDDLE	NO	Not Applicable
42087961200	MIDDLE	NO	MIDDLE	NO	No Change

Mifflin, PENNSYLVANIA

Census Tract	2021		2022		Change in Tract Income Class from 2021 through 2022
	Tract Income Class	Minority Tract	Tract Income Class	Minority Tract	

Summary Data: Mifflin	2021	2022
Number of Census Tracts	12	13
Number of Minority Tracts	0	0
Percentage of Minority Tracts	0.00%	0.00%
Number of Low Income Tracts	0	0
Percentage of Low Income Tracts	0.00%	0.00%
Number of Moderate Income Tracts	3	3
Percentage of Moderate Income Tracts	25.00%	23.08%
Number of Middle Income Tracts	9	9
Percentage of Middle Income Tracts	75.00%	69.23%
Number of Upper Income Tracts	0	1
Percentage of Upper Income Tracts	0.00%	7.69%
Number of NA Income Tracts	0	0
Percentage of NA Income Tracts	0.00%	0.00%

Monroe, PENNSYLVANIA

Census Tract	2021		2022		Change in Tract Income Class from 2021 through 2022
	Tract Income Class	Minority Tract	Tract Income Class	Minority Tract	
42089300101	MIDDLE	NO	MIDDLE	NO	No Change
42089300102	MIDDLE	NO			Not Applicable
42089300103			MIDDLE	NO	Not Applicable



Monroe, PENNSYLVANIA

Census Tract	2021		2022		Change in Tract Income Class from 2021 through 2022
	Tract Income Class	Minority Tract	Tract Income Class	Minority Tract	
42089300104			UPPER	NO	Not Applicable
42089300201	MIDDLE	NO	UPPER	NO	MIDDLE to UPPER
42089300202	MIDDLE	NO			Not Applicable
42089300203			MIDDLE	YES	Not Applicable
42089300204			MIDDLE	NO	Not Applicable
42089300301	MIDDLE	NO			Not Applicable
42089300304	MIDDLE	NO			Not Applicable
42089300305	MIDDLE	YES			Not Applicable
42089300307	MIDDLE	YES			Not Applicable
42089300308	MIDDLE	YES	MIDDLE	YES	No Change
42089300309	MIDDLE	NO			Not Applicable
42089300311	MODERATE	NO	MIDDLE	NO	MODERATE to MIDDLE
42089300312	MODERATE	NO	MIDDLE	NO	MODERATE to MIDDLE
42089300313			MIDDLE	NO	Not Applicable
42089300314			MIDDLE	NO	Not Applicable
42089300315			MIDDLE	NO	Not Applicable
42089300316			MIDDLE	NO	Not Applicable
42089300317			MIDDLE	YES	Not Applicable
42089300318			MODERATE	YES	Not Applicable
42089300319			MODERATE	YES	Not Applicable
42089300320			MODERATE	NO	Not Applicable
42089300321			MIDDLE	YES	Not Applicable
42089300322			MIDDLE	YES	Not Applicable
42089300323			NA	YES	Not Applicable
42089300401	MIDDLE	NO	MIDDLE	NO	No Change
42089300402	MIDDLE	NO			Not Applicable
42089300403	MIDDLE	NO			Not Applicable

Monroe, PENNSYLVANIA

Census Tract	2021		2022		Change in Tract Income Class from 2021 through 2022
	Tract Income Class	Minority Tract	Tract Income Class	Minority Tract	
42089300404			UPPER	NO	Not Applicable
42089300405			MIDDLE	NO	Not Applicable
42089300406			MIDDLE	NO	Not Applicable
42089300407			MIDDLE	NO	Not Applicable
42089300501	MIDDLE	NO	MIDDLE	NO	No Change
42089300502	MIDDLE	NO	MIDDLE	NO	No Change
42089300600	MODERATE	NO	MIDDLE	NO	MODERATE to MIDDLE
42089300700	MODERATE	NO	MIDDLE	NO	MODERATE to MIDDLE
42089300800	MODERATE	NO			Not Applicable
42089300801			MODERATE	NO	Not Applicable
42089300802			MIDDLE	NO	Not Applicable
42089300900	MIDDLE	NO			Not Applicable
42089300901			MIDDLE	NO	Not Applicable
42089300902			MODERATE	NO	Not Applicable
42089301001	MIDDLE	NO			Not Applicable
42089301002	MIDDLE	NO	MIDDLE	NO	No Change
42089301003			UPPER	YES	Not Applicable
42089301004			MIDDLE	YES	Not Applicable
42089301005			UPPER	NO	Not Applicable
42089301101	UPPER	NO	MIDDLE	NO	UPPER to MIDDLE
42089301102	UPPER	NO	MIDDLE	NO	UPPER to MIDDLE
42089301202	MIDDLE	NO	MIDDLE	NO	No Change
42089301203	MIDDLE	NO	MIDDLE	NO	No Change
42089301204	MIDDLE	NO	MIDDLE	NO	No Change
42089301205	MIDDLE	NO			Not Applicable
42089301206			MIDDLE	NO	Not Applicable
42089301207			MIDDLE	NO	Not Applicable



Monroe, PENNSYLVANIA

Census Tract	2021		2022		Change in Tract Income Class from 2021 through 2022
	Tract Income Class	Minority Tract	Tract Income Class	Minority Tract	
42089301301	MIDDLE	NO			Not Applicable
42089301302	MIDDLE	NO	MIDDLE	NO	No Change
42089301303			MIDDLE	NO	Not Applicable
42089301304			MIDDLE	NO	Not Applicable
42089301401	MIDDLE	NO			Not Applicable
42089301402	MIDDLE	NO			Not Applicable
42089301403			UPPER	YES	Not Applicable
42089301404			MODERATE	YES	Not Applicable
42089301405			UPPER	NO	Not Applicable
42089301406			MIDDLE	NO	Not Applicable

Monroe, PENNSYLVANIA

Census Tract	2021		2022		Change in Tract Income Class from 2021 through 2022
	Tract Income Class	Minority Tract	Tract Income Class	Minority Tract	

Summary Data: Monroe	2021	2022
Number of Census Tracts	33	51
Number of Minority Tracts	3	12
Percentage of Minority Tracts	9.09%	23.53%
Number of Low Income Tracts	0	0
Percentage of Low Income Tracts	0.00%	0.00%
Number of Moderate Income Tracts	5	6
Percentage of Moderate Income Tracts	15.15%	11.76%
Number of Middle Income Tracts	26	37
Percentage of Middle Income Tracts	78.79%	72.55%
Number of Upper Income Tracts	2	7
Percentage of Upper Income Tracts	6.06%	13.73%
Number of NA Income Tracts	0	1
Percentage of NA Income Tracts	0.00%	1.96%

Montgomery, PENNSYLVANIA

Census Tract	2021		2022		Change in Tract Income Class from 2021 through 2022
	Tract Income Class	Minority Tract	Tract Income Class	Minority Tract	
42091200103	UPPER	NO	MIDDLE	NO	UPPER to MIDDLE
42091200104	MIDDLE	NO	MIDDLE	NO	No Change
42091200105	UPPER	NO	MIDDLE	NO	UPPER to MIDDLE



GeoDataVision Report D-1 Census Tract Reference Book 2021/2022: PENNSYLVANIA

Montgomery, PENNSYLVANIA

Census Tract	2021		2022		Change in Tract Income Class from 2021 through 2022
	Tract Income Class	Minority Tract	Tract Income Class	Minority Tract	
42091200106	MIDDLE	NO	MIDDLE	NO	No Change
42091200200	MIDDLE	NO	MIDDLE	NO	No Change
42091200301	MODERATE	NO	MODERATE	NO	No Change
42091200305	MIDDLE	NO	MIDDLE	NO	No Change
42091200306	MIDDLE	NO	MIDDLE	NO	No Change
42091200307	MODERATE	NO	MODERATE	NO	No Change
42091200308	MIDDLE	NO	MIDDLE	NO	No Change
42091200309	MIDDLE	NO	MIDDLE	NO	No Change
42091200310	MIDDLE	NO	UPPER	NO	MIDDLE to UPPER
42091200401	MIDDLE	NO	MIDDLE	NO	No Change
42091200402	MIDDLE	NO	MIDDLE	NO	No Change
42091200501	MIDDLE	NO	MIDDLE	NO	No Change
42091200502	MODERATE	NO	LOW	NO	MODERATE to LOW
42091200505	UPPER	NO	UPPER	NO	No Change
42091200506	MIDDLE	NO	MIDDLE	NO	No Change
42091200507	MIDDLE	NO	MIDDLE	NO	No Change
42091200602	MIDDLE	NO	MIDDLE	NO	No Change
42091200603	MIDDLE	NO	MIDDLE	NO	No Change
42091200605	UPPER	NO	UPPER	NO	No Change
42091200606	MIDDLE	NO	MIDDLE	NO	No Change
42091200607	UPPER	NO	UPPER	NO	No Change
42091200703	MIDDLE	NO	MIDDLE	NO	No Change
42091200704	MIDDLE	NO	MIDDLE	NO	No Change
42091200707	MODERATE	NO	MIDDLE	NO	MODERATE to MIDDLE
42091200708	MIDDLE	NO	MIDDLE	NO	No Change
42091200800	MODERATE	NO	MODERATE	NO	No Change
42091200901	MODERATE	NO	MODERATE	NO	No Change

Montgomery, PENNSYLVANIA

Census Tract	2021		2022		Change in Tract Income Class from 2021 through 2022
	Tract Income Class	Minority Tract	Tract Income Class	Minority Tract	
42091200902	MODERATE	NO	MODERATE	NO	No Change
42091200903	MODERATE	NO	MODERATE	NO	No Change
42091200906	MODERATE	NO	MIDDLE	NO	MODERATE to MIDDLE
42091200907	MIDDLE	NO	MIDDLE	NO	No Change
42091200908	MODERATE	NO	MODERATE	NO	No Change
42091201003	MIDDLE	NO	MIDDLE	NO	No Change
42091201004	MIDDLE	NO	MIDDLE	NO	No Change
42091201005	UPPER	NO	UPPER	NO	No Change
42091201006	UPPER	NO	UPPER	NO	No Change
42091201100	MIDDLE	NO	MIDDLE	NO	No Change
42091201201	UPPER	NO	UPPER	NO	No Change
42091201203	UPPER	NO	UPPER	NO	No Change
42091201204	MIDDLE	NO	MODERATE	NO	MIDDLE to MODERATE
42091201301	MIDDLE	NO	MODERATE	NO	MIDDLE to MODERATE
42091201302	MODERATE	NO	MODERATE	NO	No Change
42091201404	UPPER	NO	UPPER	NO	No Change
42091201406	UPPER	NO	MIDDLE	NO	UPPER to MIDDLE
42091201407	MIDDLE	NO	MIDDLE	NO	No Change
42091201408	UPPER	NO	UPPER	NO	No Change
42091201409	UPPER	NO	UPPER	NO	No Change
42091201410	MIDDLE	NO	MIDDLE	NO	No Change
42091201411	MIDDLE	NO	UPPER	NO	MIDDLE to UPPER
42091201501	UPPER	NO	MIDDLE	NO	UPPER to MIDDLE
42091201502	UPPER	NO	UPPER	NO	No Change
42091201603	MIDDLE	NO	MODERATE	YES	MIDDLE to MODERATE
42091201604	MODERATE	NO	MIDDLE	NO	MODERATE to MIDDLE
42091201605	MIDDLE	NO	MIDDLE	NO	No Change



GeoDataVision Report D-1 Census Tract Reference Book 2021/2022: PENNSYLVANIA

Montgomery, PENNSYLVANIA

Census Tract	2021		2022		Change in Tract Income Class from 2021 through 2022
	Tract Income Class	Minority Tract	Tract Income Class	Minority Tract	
42091201606	MODERATE	YES	MODERATE	YES	No Change
42091201607	MODERATE	NO	MIDDLE	NO	MODERATE to MIDDLE
42091201608	UPPER	NO	MIDDLE	NO	UPPER to MIDDLE
42091201703	MIDDLE	NO	MIDDLE	NO	No Change
42091201704	MODERATE	NO	MODERATE	NO	No Change
42091201705	MIDDLE	NO	MIDDLE	NO	No Change
42091201706	MIDDLE	NO	MIDDLE	NO	No Change
42091201800	UPPER	NO	MIDDLE	NO	UPPER to MIDDLE
42091201901	MIDDLE	NO	UPPER	NO	MIDDLE to UPPER
42091201902	MIDDLE	NO	MIDDLE	NO	No Change
42091202000	MIDDLE	NO	MIDDLE	NO	No Change
42091202100	MIDDLE	NO	MIDDLE	NO	No Change
42091202201	MIDDLE	NO	MIDDLE	NO	No Change
42091202202	MIDDLE	YES	MIDDLE	YES	No Change
42091202301	UPPER	NO	UPPER	NO	No Change
42091202302	UPPER	NO	MIDDLE	NO	UPPER to MIDDLE
42091202401	LOW	YES	LOW	YES	No Change
42091202402	MIDDLE	YES	MIDDLE	YES	No Change
42091202500	MIDDLE	YES	MIDDLE	YES	No Change
42091202602	MIDDLE	NO	UPPER	NO	MIDDLE to UPPER
42091202603	UPPER	NO	MIDDLE	NO	UPPER to MIDDLE
42091202604	MIDDLE	NO	UPPER	NO	MIDDLE to UPPER
42091203000	UPPER	NO	MIDDLE	NO	UPPER to MIDDLE
42091203103	UPPER	NO	UPPER	NO	No Change
42091203104	UPPER	NO	UPPER	NO	No Change
42091203105	UPPER	NO	UPPER	NO	No Change
42091203106	MIDDLE	NO	MIDDLE	NO	No Change

Montgomery, PENNSYLVANIA

Census Tract	2021		2022		Change in Tract Income Class from 2021 through 2022
	Tract Income Class	Minority Tract	Tract Income Class	Minority Tract	
42091203203	MIDDLE	NO	MIDDLE	NO	No Change
42091203204	UPPER	NO	UPPER	NO	No Change
42091203205	UPPER	NO	UPPER	NO	No Change
42091203207	MIDDLE	NO	UPPER	NO	MIDDLE to UPPER
42091203208	UPPER	NO	UPPER	NO	No Change
42091203302	MIDDLE	NO	MIDDLE	NO	No Change
42091203303	MIDDLE	NO	MIDDLE	NO	No Change
42091203304	MODERATE	NO	MIDDLE	NO	MODERATE to MIDDLE
42091203401	MODERATE	NO	MODERATE	NO	No Change
42091203402	MIDDLE	NO	MIDDLE	NO	No Change
42091203403	MODERATE	NO	MODERATE	NO	No Change
42091203500	MODERATE	YES	MODERATE	YES	No Change
42091203601	LOW	YES	NA	YES	LOW to NA
42091203602	MODERATE	YES	MODERATE	YES	No Change
42091203700	MODERATE	YES			Not Applicable
42091203701			MODERATE	YES	Not Applicable
42091203801	LOW	YES	LOW	YES	No Change
42091203803	LOW	YES	MODERATE	YES	LOW to MODERATE
42091203804	LOW	YES	LOW	YES	No Change
42091203901	LOW	YES	LOW	YES	No Change
42091203902	LOW	YES	MODERATE	YES	LOW to MODERATE
42091204002	MIDDLE	NO	MIDDLE	NO	No Change
42091204007	MODERATE	NO	MODERATE	NO	No Change
42091204008	MIDDLE	NO	MIDDLE	NO	No Change
42091204009	MIDDLE	NO	UPPER	NO	MIDDLE to UPPER
42091204010	MIDDLE	NO	UPPER	NO	MIDDLE to UPPER
42091204101	MIDDLE	NO	MIDDLE	NO	No Change



Montgomery, PENNSYLVANIA

Census Tract	2021		2022		Change in Tract Income Class from 2021 through 2022
	Tract Income Class	Minority Tract	Tract Income Class	Minority Tract	
42091204102	MIDDLE	NO			Not Applicable
42091204103			UPPER	NO	Not Applicable
42091204104			MIDDLE	NO	Not Applicable
42091204200	MIDDLE	NO	UPPER	NO	MIDDLE to UPPER
42091204300	UPPER	NO	MIDDLE	NO	UPPER to MIDDLE
42091204400	UPPER	NO	UPPER	NO	No Change
42091204500	UPPER	NO	UPPER	NO	No Change
42091204600	UPPER	NO	UPPER	NO	No Change
42091204701	UPPER	NO	UPPER	NO	No Change
42091204702	UPPER	NO	MIDDLE	NO	UPPER to MIDDLE
42091204800	UPPER	NO	UPPER	NO	No Change
42091204900	UPPER	NO	UPPER	NO	No Change
42091205000	UPPER	NO	MIDDLE	NO	UPPER to MIDDLE
42091205100	UPPER	NO	UPPER	NO	No Change
42091205200	UPPER	NO	UPPER	NO	No Change
42091205300	MIDDLE	YES	MODERATE	NO	MIDDLE to MODERATE
42091205400	UPPER	NO			Not Applicable
42091205401			UPPER	NO	Not Applicable
42091205402			UPPER	NO	Not Applicable
42091205501	MIDDLE	NO	UPPER	NO	MIDDLE to UPPER
42091205502	UPPER	NO	UPPER	NO	No Change
42091205503	UPPER	NO	UPPER	NO	No Change
42091205600	MIDDLE	NO	UPPER	NO	MIDDLE to UPPER
42091205700	MODERATE	NO	MODERATE	NO	No Change
42091205801	MIDDLE	YES			Not Applicable
42091205805	MIDDLE	NO	MIDDLE	NO	No Change
42091205806	MIDDLE	NO	MIDDLE	NO	No Change

Montgomery, PENNSYLVANIA

Census Tract	2021		2022		Change in Tract Income Class from 2021 through 2022
	Tract Income Class	Minority Tract	Tract Income Class	Minority Tract	
42091205807	MIDDLE	NO	MIDDLE	NO	No Change
42091205808	MIDDLE	NO	MIDDLE	NO	No Change
42091205809	MIDDLE	NO	MIDDLE	NO	No Change
42091205810			MIDDLE	YES	Not Applicable
42091205811			UPPER	NO	Not Applicable
42091205903	UPPER	NO	UPPER	NO	No Change
42091205904	UPPER	NO	UPPER	NO	No Change
42091205905	MIDDLE	NO	MIDDLE	YES	No Change
42091205906	MIDDLE	NO	MIDDLE	NO	No Change
42091206004	MIDDLE	NO	MIDDLE	NO	No Change
42091206005	MIDDLE	NO	MIDDLE	NO	No Change
42091206006	UPPER	NO	MIDDLE	NO	UPPER to MIDDLE
42091206007	MIDDLE	NO	MIDDLE	NO	No Change
42091206102	UPPER	NO			Not Applicable
42091206104	UPPER	NO	MIDDLE	NO	UPPER to MIDDLE
42091206105	UPPER	NO	UPPER	NO	No Change
42091206106	MIDDLE	NO	MIDDLE	NO	No Change
42091206107			MIDDLE	NO	Not Applicable
42091206108			UPPER	NO	Not Applicable
42091206201	MODERATE	NO	MODERATE	NO	No Change
42091206202	MODERATE	NO	MODERATE	NO	No Change
42091206300	UPPER	NO	UPPER	NO	No Change
42091206400	MIDDLE	NO	MIDDLE	NO	No Change
42091206501	MIDDLE	NO	UPPER	NO	MIDDLE to UPPER
42091206502	MIDDLE	NO	MIDDLE	NO	No Change
42091206600	MODERATE	NO	MODERATE	NO	No Change
42091206702	NA	YES			Not Applicable



GeoDataVision Report D-1 Census Tract Reference Book 2021/2022: PENNSYLVANIA

Montgomery, PENNSYLVANIA

Census Tract	2021		2022		Change in Tract Income Class from 2021 through 2022
	Tract Income Class	Minority Tract	Tract Income Class	Minority Tract	
42091206703	UPPER	NO	UPPER	NO	No Change
42091206704	UPPER	NO	UPPER	NO	No Change
42091206801	UPPER	NO	UPPER	NO	No Change
42091206802	MIDDLE	NO	MIDDLE	NO	No Change
42091206901	MIDDLE	NO	MIDDLE	NO	No Change
42091206904	MIDDLE	NO	MODERATE	NO	MIDDLE to MODERATE
42091206905	MIDDLE	NO	MIDDLE	NO	No Change
42091206906	UPPER	NO	MIDDLE	NO	UPPER to MIDDLE
42091207001	MIDDLE	NO	UPPER	NO	MIDDLE to UPPER
42091207003	MIDDLE	NO	UPPER	NO	MIDDLE to UPPER
42091207004	MIDDLE	NO	MIDDLE	NO	No Change
42091207101	MIDDLE	NO	MIDDLE	NO	No Change
42091207103	MIDDLE	NO	MIDDLE	NO	No Change
42091207104	MODERATE	NO	MODERATE	NO	No Change
42091207201	MIDDLE	NO	MODERATE	NO	MIDDLE to MODERATE
42091207202	MODERATE	NO	MODERATE	NO	No Change
42091207300	MODERATE	NO	MODERATE	NO	No Change
42091207400	MIDDLE	NO	MIDDLE	NO	No Change
42091207500	MIDDLE	NO	MIDDLE	NO	No Change
42091207600	MIDDLE	NO	MIDDLE	NO	No Change
42091207800	MIDDLE	NO	MIDDLE	NO	No Change
42091207900	MODERATE	NO	MIDDLE	NO	MODERATE to MIDDLE
42091208000	MODERATE	NO	MIDDLE	NO	MODERATE to MIDDLE
42091208100	MODERATE	NO	MODERATE	NO	No Change
42091208201	MIDDLE	NO	MIDDLE	NO	No Change
42091208203	MIDDLE	NO	MIDDLE	NO	No Change
42091208204	MIDDLE	NO	MIDDLE	NO	No Change

Montgomery, PENNSYLVANIA

Census Tract	2021		2022		Change in Tract Income Class from 2021 through 2022
	Tract Income Class	Minority Tract	Tract Income Class	Minority Tract	
42091208301	MIDDLE	NO	MIDDLE	NO	No Change
42091208302	MIDDLE	NO			Not Applicable
42091208303			MIDDLE	NO	Not Applicable
42091208304			MIDDLE	NO	Not Applicable
42091208400	MIDDLE	NO	MIDDLE	NO	No Change
42091208500	MIDDLE	NO	MIDDLE	NO	No Change
42091208601	MIDDLE	NO	MIDDLE	NO	No Change
42091208603	MIDDLE	NO	MIDDLE	NO	No Change
42091208604	MIDDLE	NO	MODERATE	NO	MIDDLE to MODERATE
42091208702	MIDDLE	NO	MIDDLE	NO	No Change
42091208703	MIDDLE	NO	MODERATE	NO	MIDDLE to MODERATE
42091208704	MIDDLE	NO	MODERATE	NO	MIDDLE to MODERATE
42091208801	LOW	NO	LOW	NO	No Change
42091208802	MODERATE	NO	LOW	NO	MODERATE to LOW
42091208901	MODERATE	NO	LOW	NO	MODERATE to LOW
42091208903	MODERATE	NO	LOW	NO	MODERATE to LOW
42091208904	LOW	NO	MODERATE	YES	LOW to MODERATE
42091208905	MODERATE	NO	MODERATE	NO	No Change
42091208906	MODERATE	NO	MODERATE	NO	No Change
42091209000	LOW	NO	MODERATE	YES	LOW to MODERATE
42091209100	MIDDLE	NO	MIDDLE	NO	No Change
42091209201	MODERATE	NO	MODERATE	NO	No Change
42091209202	MODERATE	NO	MODERATE	NO	No Change
42091210100	MIDDLE	NO	MIDDLE	NO	No Change
42091210200	MIDDLE	NO	MIDDLE	NO	No Change
42091210300	UPPER	NO	MIDDLE	NO	UPPER to MIDDLE
42091210400	MIDDLE	NO	MIDDLE	NO	No Change



Montgomery, PENNSYLVANIA

Census Tract	2021		2022		Change in Tract Income Class from 2021 through 2022
	Tract Income Class	Minority Tract	Tract Income Class	Minority Tract	
42091210500	MIDDLE	NO	UPPER	NO	MIDDLE to UPPER
42091210600	MIDDLE	NO	MIDDLE	NO	No Change
42091210700	UPPER	NO	UPPER	NO	No Change
42091980000			NA	NO	Not Applicable
42091980100			NA	YES	Not Applicable
42091980200			NA	YES	Not Applicable
42091980300			NA	YES	Not Applicable

Summary Data: Montgomery	2021	2022
Number of Census Tracts	211	219
Number of Minority Tracts	17	22
Percentage of Minority Tracts	8.06%	10.05%
Number of Low Income Tracts	10	9
Percentage of Low Income Tracts	4.74%	4.11%
Number of Moderate Income Tracts	39	41
Percentage of Moderate Income Tracts	18.48%	18.72%
Number of Middle Income Tracts	107	108
Percentage of Middle Income Tracts	50.71%	49.32%
Number of Upper Income Tracts	54	56
Percentage of Upper Income Tracts	25.59%	25.57%
Number of NA Income Tracts	1	5
Percentage of NA Income Tracts	0.47%	2.28%

Montour, PENNSYLVANIA

Census Tract	2021		2022		Change in Tract Income Class from 2021 through 2022
	Tract Income Class	Minority Tract	Tract Income Class	Minority Tract	
42093050100	MIDDLE	NO	MIDDLE	NO	No Change
42093050200	UPPER	NO	MIDDLE	NO	UPPER to MIDDLE
42093050300	MODERATE	NO	MIDDLE	NO	MODERATE to MIDDLE
42093050400	UPPER	NO	UPPER	NO	No Change

Summary Data: Montour	2021	2022
Number of Census Tracts	4	4
Number of Minority Tracts	0	0
Percentage of Minority Tracts	0.00%	0.00%
Number of Low Income Tracts	0	0
Percentage of Low Income Tracts	0.00%	0.00%
Number of Moderate Income Tracts	1	0
Percentage of Moderate Income Tracts	25.00%	0.00%
Number of Middle Income Tracts	1	3
Percentage of Middle Income Tracts	25.00%	75.00%
Number of Upper Income Tracts	2	1
Percentage of Upper Income Tracts	50.00%	25.00%
Number of NA Income Tracts	0	0
Percentage of NA Income Tracts	0.00%	0.00%



GeoDataVision Report D-1 Census Tract Reference Book 2021/2022: PENNSYLVANIA

Northampton, PENNSYLVANIA

Census Tract	2021		2022		Change in Tract Income Class from 2021 through 2022
	Tract Income Class	Minority Tract	Tract Income Class	Minority Tract	
42095010100	MIDDLE	NO	MIDDLE	NO	No Change
42095010200	UPPER	NO	UPPER	NO	No Change
42095010300	MIDDLE	NO	MIDDLE	NO	No Change
42095010400	MIDDLE	NO	MIDDLE	NO	No Change
42095010500	LOW	YES	LOW	YES	No Change
42095010600	MODERATE	NO			Not Applicable
42095010601			MIDDLE	NO	Not Applicable
42095010602			MODERATE	NO	Not Applicable
42095010700	MODERATE	NO	MODERATE	NO	No Change
42095010800	MODERATE	NO	MODERATE	NO	No Change
42095010900	MODERATE	YES	MODERATE	YES	No Change
42095011000	LOW	YES	MODERATE	YES	LOW to MODERATE
42095011100	MODERATE	NO	LOW	NO	MODERATE to LOW
42095011200	LOW	YES	MODERATE	YES	LOW to MODERATE
42095011300	MODERATE	YES	MODERATE	YES	No Change
42095014100	UPPER	NO	UPPER	NO	No Change
42095014200	MODERATE	NO	MODERATE	YES	No Change
42095014300	LOW	YES	MODERATE	YES	LOW to MODERATE
42095014400	MIDDLE	NO	MODERATE	NO	MIDDLE to MODERATE
42095014500	MODERATE	YES	MIDDLE	YES	MODERATE to MIDDLE
42095014600	MODERATE	YES	MODERATE	YES	No Change
42095014700	MIDDLE	NO	MIDDLE	YES	No Change
42095015201	MODERATE	NO			Not Applicable
42095015202			MIDDLE	NO	Not Applicable
42095015203			MODERATE	NO	Not Applicable
42095015300	MIDDLE	NO	MIDDLE	NO	No Change
42095015400	MIDDLE	NO	MIDDLE	NO	No Change

Northampton, PENNSYLVANIA

Census Tract	2021		2022		Change in Tract Income Class from 2021 through 2022
	Tract Income Class	Minority Tract	Tract Income Class	Minority Tract	
42095015500	MIDDLE	NO	MIDDLE	NO	No Change
42095015600	MODERATE	NO	MIDDLE	NO	MODERATE to MIDDLE
42095015700	MIDDLE	NO	MODERATE	NO	MIDDLE to MODERATE
42095015801	UPPER	NO	MIDDLE	NO	UPPER to MIDDLE
42095015802	MIDDLE	NO	MIDDLE	NO	No Change
42095015901	MIDDLE	NO	MIDDLE	NO	No Change
42095015902	MIDDLE	NO	UPPER	NO	MIDDLE to UPPER
42095016001	MIDDLE	NO	MIDDLE	NO	No Change
42095016002	MIDDLE	NO	MODERATE	NO	MIDDLE to MODERATE
42095016100	MIDDLE	NO	MODERATE	NO	MIDDLE to MODERATE
42095016201	MIDDLE	NO	MIDDLE	NO	No Change
42095016202	MIDDLE	NO	MIDDLE	NO	No Change
42095016300	MIDDLE	NO	MIDDLE	NO	No Change
42095016400	UPPER	NO	MIDDLE	NO	UPPER to MIDDLE
42095016500	MIDDLE	NO	MIDDLE	NO	No Change
42095016600	MODERATE	NO	MODERATE	NO	No Change
42095016700	UPPER	NO	UPPER	NO	No Change
42095016800	MIDDLE	NO			Not Applicable
42095016801			MIDDLE	NO	Not Applicable
42095016802			MODERATE	NO	Not Applicable
42095016901	UPPER	NO	UPPER	NO	No Change
42095016902	UPPER	NO	UPPER	NO	No Change
42095017000	MIDDLE	NO	MIDDLE	NO	No Change
42095017101	UPPER	NO	UPPER	NO	No Change
42095017102	UPPER	NO			Not Applicable
42095017103			UPPER	NO	Not Applicable
42095017104			UPPER	NO	Not Applicable



Tracts with empty cells are new or discontinued tracts

Northampton, PENNSYLVANIA

Census Tract	2021		2022		Change in Tract Income Class from 2021 through 2022
	Tract Income Class	Minority Tract	Tract Income Class	Minority Tract	
42095017200	MODERATE	NO	MIDDLE	NO	MODERATE to MIDDLE
42095017300	MODERATE	NO	MIDDLE	NO	MODERATE to MIDDLE
42095017401	UPPER	NO			Not Applicable
42095017402	UPPER	NO	UPPER	NO	No Change
42095017403			UPPER	NO	Not Applicable
42095017404			UPPER	NO	Not Applicable
42095017501	MIDDLE	NO	MIDDLE	NO	No Change
42095017502	MIDDLE	NO	UPPER	NO	MIDDLE to UPPER
42095017603	MIDDLE	NO	MIDDLE	NO	No Change
42095017604	MIDDLE	NO	UPPER	NO	MIDDLE to UPPER
42095017605	UPPER	NO	UPPER	NO	No Change
42095017606	UPPER	NO	UPPER	NO	No Change
42095017607	MIDDLE	NO	UPPER	NO	MIDDLE to UPPER
42095017702	UPPER	NO	UPPER	NO	No Change
42095017703	MIDDLE	NO	MIDDLE	NO	No Change
42095017704	UPPER	NO	UPPER	NO	No Change
42095017800	MIDDLE	NO	MIDDLE	YES	No Change
42095017901	MIDDLE	NO	MIDDLE	NO	No Change
42095017902	MIDDLE	NO	MIDDLE	NO	No Change
42095018001	MIDDLE	NO	UPPER	NO	MIDDLE to UPPER
42095018002	UPPER	NO			Not Applicable
42095018003			UPPER	NO	Not Applicable
42095018004			MIDDLE	NO	Not Applicable
42095018100	UPPER	NO	MIDDLE	NO	UPPER to MIDDLE
42095018200	MIDDLE	NO	MIDDLE	NO	No Change
42095018300	MIDDLE	NO	MIDDLE	NO	No Change

Northampton, PENNSYLVANIA

Census Tract	2021		2022		Change in Tract Income Class from 2021 through 2022
	Tract Income Class	Minority Tract	Tract Income Class	Minority Tract	
Summary Data: Northampton			2021	2022	
Number of Census Tracts			68	74	
Number of Minority Tracts			8	11	
Percentage of Minority Tracts			11.76%	14.86%	
Number of Low Income Tracts			4	2	
Percentage of Low Income Tracts			5.88%	2.70%	
Number of Moderate Income Tracts			14	17	
Percentage of Moderate Income Tracts			20.59%	22.97%	
Number of Middle Income Tracts			33	34	
Percentage of Middle Income Tracts			48.53%	45.95%	
Number of Upper Income Tracts			17	21	
Percentage of Upper Income Tracts			25.00%	28.38%	
Number of NA Income Tracts			0	0	
Percentage of NA Income Tracts			0.00%	0.00%	

Northumberland, PENNSYLVANIA

Census Tract	2021		2022		Change in Tract Income Class from 2021 through 2022
	Tract Income Class	Minority Tract	Tract Income Class	Minority Tract	
42097080100	MIDDLE	NO	MIDDLE	NO	No Change
42097080200	MIDDLE	NO	MIDDLE	NO	No Change
42097080300	MIDDLE	NO			Not Applicable



Northumberland, PENNSYLVANIA

Census Tract	2021		2022		Change in Tract Income Class from 2021 through 2022
	Tract Income Class	Minority Tract	Tract Income Class	Minority Tract	
42097080301			MIDDLE	NO	Not Applicable
42097080302			MIDDLE	NO	Not Applicable
42097080400	MIDDLE	NO	MIDDLE	NO	No Change
42097080500	MIDDLE	NO	UPPER	NO	MIDDLE to UPPER
42097080600	MIDDLE	NO	MIDDLE	NO	No Change
42097080700	UPPER	NO	UPPER	NO	No Change
42097080800	MIDDLE	NO	UPPER	NO	MIDDLE to UPPER
42097080900	MIDDLE	NO	MIDDLE	NO	No Change
42097081000	MODERATE	NO	MODERATE	NO	No Change
42097081100	MIDDLE	NO	MODERATE	NO	MIDDLE to MODERATE
42097081200	MIDDLE	NO	MIDDLE	NO	No Change
42097081300	MODERATE	NO	MODERATE	NO	No Change
42097081400	MIDDLE	NO	MIDDLE	NO	No Change
42097081500	MIDDLE	NO	MIDDLE	NO	No Change
42097081600	MODERATE	NO	MODERATE	NO	No Change
42097081700	MIDDLE	NO	MODERATE	NO	MIDDLE to MODERATE
42097081800	MIDDLE	NO	MIDDLE	NO	No Change
42097081900	MIDDLE	NO	UPPER	NO	MIDDLE to UPPER
42097082000	MIDDLE	NO	MIDDLE	NO	No Change
42097082100	MODERATE	NO	MIDDLE	NO	MODERATE to MIDDLE
42097082200	MIDDLE	NO	MODERATE	NO	MIDDLE to MODERATE
42097082300	MIDDLE	NO	MIDDLE	NO	No Change
42097082400	MIDDLE	NO	MIDDLE	NO	No Change

Northumberland, PENNSYLVANIA

Census Tract	2021		2022		Change in Tract Income Class from 2021 through 2022
	Tract Income Class	Minority Tract	Tract Income Class	Minority Tract	

Summary Data: Northumberland	2021	2022
Number of Census Tracts	24	25
Number of Minority Tracts	0	0
Percentage of Minority Tracts	0.00%	0.00%
Number of Low Income Tracts	0	0
Percentage of Low Income Tracts	0.00%	0.00%
Number of Moderate Income Tracts	4	6
Percentage of Moderate Income Tracts	16.67%	24.00%
Number of Middle Income Tracts	19	15
Percentage of Middle Income Tracts	79.17%	60.00%
Number of Upper Income Tracts	1	4
Percentage of Upper Income Tracts	4.17%	16.00%
Number of NA Income Tracts	0	0
Percentage of NA Income Tracts	0.00%	0.00%

Perry, PENNSYLVANIA

Census Tract	2021		2022		Change in Tract Income Class from 2021 through 2022
	Tract Income Class	Minority Tract	Tract Income Class	Minority Tract	
42099030100	MIDDLE	NO	MIDDLE	NO	No Change
42099030201	MIDDLE	NO	MIDDLE	NO	No Change
42099030202	MIDDLE	NO	MIDDLE	NO	No Change



Perry, PENNSYLVANIA

Census Tract	2021		2022		Change in Tract Income Class from 2021 through 2022
	Tract Income Class	Minority Tract	Tract Income Class	Minority Tract	
42099030301	MIDDLE	NO	MIDDLE	NO	No Change
42099030302	MIDDLE	NO	MIDDLE	NO	No Change
42099030400	MIDDLE	NO	MIDDLE	NO	No Change
42099030501	MIDDLE	NO	MIDDLE	NO	No Change
42099030502	MIDDLE	NO	MIDDLE	NO	No Change
42099030601	MIDDLE	NO	MIDDLE	NO	No Change
42099030602	MODERATE	NO	MIDDLE	NO	MODERATE to MIDDLE

Summary Data: Perry	2021	2022
Number of Census Tracts	10	10
Number of Minority Tracts	0	0
Percentage of Minority Tracts	0.00%	0.00%
Number of Low Income Tracts	0	0
Percentage of Low Income Tracts	0.00%	0.00%
Number of Moderate Income Tracts	1	0
Percentage of Moderate Income Tracts	10.00%	0.00%
Number of Middle Income Tracts	9	10
Percentage of Middle Income Tracts	90.00%	100.00%
Number of Upper Income Tracts	0	0
Percentage of Upper Income Tracts	0.00%	0.00%
Number of NA Income Tracts	0	0
Percentage of NA Income Tracts	0.00%	0.00%

Philadelphia, PENNSYLVANIA

Census Tract	2021		2022		Change in Tract Income Class from 2021 through 2022
	Tract Income Class	Minority Tract	Tract Income Class	Minority Tract	
42101000100	UPPER	NO			Not Applicable
42101000101			UPPER	NO	Not Applicable
42101000102			UPPER	NO	Not Applicable
42101000200	MIDDLE	YES	MIDDLE	YES	No Change
42101000300	UPPER	NO	UPPER	NO	No Change
42101000401	UPPER	NO	UPPER	NO	No Change
42101000402	UPPER	NO			Not Applicable
42101000403			UPPER	NO	Not Applicable
42101000404			UPPER	NO	Not Applicable
42101000500	UPPER	YES	UPPER	YES	No Change
42101000600	UPPER	NO	UPPER	NO	No Change
42101000700	UPPER	NO			Not Applicable
42101000701			UPPER	NO	Not Applicable
42101000702			UPPER	NO	Not Applicable
42101000801	UPPER	NO	UPPER	NO	No Change
42101000803	UPPER	NO	MIDDLE	NO	UPPER to MIDDLE
42101000804	UPPER	NO			Not Applicable
42101000805			UPPER	NO	Not Applicable
42101000806			UPPER	NO	Not Applicable
42101000901	MIDDLE	NO	UPPER	NO	MIDDLE to UPPER
42101000902	UPPER	NO	UPPER	NO	No Change
42101001001	UPPER	NO	UPPER	NO	No Change
42101001002	UPPER	NO	UPPER	NO	No Change
42101001101	UPPER	NO	UPPER	NO	No Change
42101001102	UPPER	NO	UPPER	NO	No Change
42101001201	UPPER	NO	UPPER	NO	No Change
42101001202	UPPER	NO			Not Applicable



Philadelphia, PENNSYLVANIA

Census Tract	2021		2022		Change in Tract Income Class from 2021 through 2022
	Tract Income Class	Minority Tract	Tract Income Class	Minority Tract	
42101001203			UPPER	NO	Not Applicable
42101001204			UPPER	NO	Not Applicable
42101001300	UPPER	NO			Not Applicable
42101001301			UPPER	NO	Not Applicable
42101001302			UPPER	NO	Not Applicable
42101001400	UPPER	NO	UPPER	NO	No Change
42101001500	UPPER	NO	UPPER	NO	No Change
42101001600	UPPER	NO	UPPER	NO	No Change
42101001700	UPPER	NO	UPPER	NO	No Change
42101001800	UPPER	NO	UPPER	NO	No Change
42101001900	UPPER	NO	UPPER	NO	No Change
42101002000	MODERATE	YES	MODERATE	YES	No Change
42101002100	MIDDLE	YES	UPPER	YES	MIDDLE to UPPER
42101002200	MIDDLE	YES	MODERATE	YES	MIDDLE to MODERATE
42101002300	MIDDLE	NO	MIDDLE	NO	No Change
42101002400	MIDDLE	NO	UPPER	NO	MIDDLE to UPPER
42101002500	MIDDLE	NO	MIDDLE	NO	No Change
42101002701	MIDDLE	YES	UPPER	YES	MIDDLE to UPPER
42101002702	UPPER	NO	UPPER	NO	No Change
42101002801	MODERATE	YES	MIDDLE	YES	MODERATE to MIDDLE
42101002802	UPPER	NO	MIDDLE	NO	UPPER to MIDDLE
42101002900	UPPER	NO	UPPER	NO	No Change
42101003001	MODERATE	YES	MIDDLE	YES	MODERATE to MIDDLE
42101003002	MODERATE	YES	UPPER	YES	MODERATE to UPPER
42101003100	MODERATE	YES	MIDDLE	YES	MODERATE to MIDDLE
42101003200	MODERATE	YES	MODERATE	YES	No Change
42101003300	MODERATE	YES	MODERATE	YES	No Change

Philadelphia, PENNSYLVANIA

Census Tract	2021		2022		Change in Tract Income Class from 2021 through 2022
	Tract Income Class	Minority Tract	Tract Income Class	Minority Tract	
42101003600	LOW	YES	MODERATE	YES	LOW to MODERATE
42101003701	MODERATE	YES	MODERATE	YES	No Change
42101003702	MIDDLE	YES	MODERATE	YES	MIDDLE to MODERATE
42101003800	UPPER	NO	UPPER	NO	No Change
42101003901	MIDDLE	NO	MIDDLE	NO	No Change
42101003902	UPPER	NO	MIDDLE	NO	UPPER to MIDDLE
42101004001	MIDDLE	NO	MODERATE	NO	MIDDLE to MODERATE
42101004002	MIDDLE	NO	UPPER	NO	MIDDLE to UPPER
42101004101	LOW	YES	MIDDLE	YES	LOW to MIDDLE
42101004102	MODERATE	YES			Not Applicable
42101004103			MODERATE	YES	Not Applicable
42101004104			MIDDLE	YES	Not Applicable
42101004201	MIDDLE	NO	MIDDLE	NO	No Change
42101004202	MIDDLE	NO	MIDDLE	NO	No Change
42101005000	NA	NO			Not Applicable
42101005400	UPPER	YES	MIDDLE	YES	UPPER to MIDDLE
42101005500	MIDDLE	YES	MIDDLE	YES	No Change
42101005600	LOW	YES	MODERATE	YES	LOW to MODERATE
42101006000	MODERATE	YES	MODERATE	YES	No Change
42101006100	MIDDLE	YES	MODERATE	YES	MIDDLE to MODERATE
42101006200	MODERATE	YES	MODERATE	YES	No Change
42101006300	MODERATE	YES	MODERATE	YES	No Change
42101006400	MODERATE	YES	MODERATE	YES	No Change
42101006500	MODERATE	YES	MODERATE	YES	No Change
42101006600	MODERATE	YES	LOW	YES	MODERATE to LOW
42101006700	MODERATE	YES	MODERATE	YES	No Change
42101006900	LOW	YES			Not Applicable



Philadelphia, PENNSYLVANIA

Census Tract	2021		2022		Change in Tract Income Class from 2021 through 2022
	Tract Income Class	Minority Tract	Tract Income Class	Minority Tract	
42101007000	MODERATE	YES	MODERATE	YES	No Change
42101007101	LOW	YES	MODERATE	YES	LOW to MODERATE
42101007102	LOW	YES	MODERATE	YES	LOW to MODERATE
42101007200	MODERATE	YES	MODERATE	YES	No Change
42101007300	MODERATE	YES	MODERATE	YES	No Change
42101007400	MODERATE	YES	MODERATE	YES	No Change
42101007700	MIDDLE	YES	MIDDLE	YES	No Change
42101007800	UPPER	NO	UPPER	NO	No Change
42101007900	UPPER	YES	UPPER	NO	No Change
42101008000	MODERATE	YES	MIDDLE	YES	MODERATE to MIDDLE
42101008101	MODERATE	YES	MODERATE	YES	No Change
42101008102	MODERATE	YES	MODERATE	YES	No Change
42101008200	MODERATE	YES	LOW	YES	MODERATE to LOW
42101008301	MODERATE	YES	MODERATE	YES	No Change
42101008302	MODERATE	YES	MODERATE	YES	No Change
42101008400	MODERATE	YES	MODERATE	YES	No Change
42101008500	LOW	YES	MODERATE	YES	LOW to MODERATE
42101008601	MIDDLE	NO	MIDDLE	YES	No Change
42101008602	MODERATE	YES	MIDDLE	YES	MODERATE to MIDDLE
42101008701	MODERATE	YES	UPPER	NO	MODERATE to UPPER
42101008702	MIDDLE	YES	UPPER	YES	MIDDLE to UPPER
42101008801	NA	NO	MODERATE	YES	NA to MODERATE
42101008802	MIDDLE	NO	LOW	YES	MIDDLE to LOW
42101009000	MIDDLE	NO	NA	NO	MIDDLE to NA
42101009100	MODERATE	YES	UPPER	YES	MODERATE to UPPER
42101009200	LOW	YES	MODERATE	YES	LOW to MODERATE
42101009300	MODERATE	YES	MODERATE	YES	No Change

Philadelphia, PENNSYLVANIA

Census Tract	2021		2022		Change in Tract Income Class from 2021 through 2022
	Tract Income Class	Minority Tract	Tract Income Class	Minority Tract	
42101009400	LOW	YES	LOW	YES	No Change
42101009500	MODERATE	YES	MODERATE	YES	No Change
42101009600	MODERATE	YES	MODERATE	YES	No Change
42101009801	MIDDLE	YES	MIDDLE	YES	No Change
42101009802	MIDDLE	YES	MIDDLE	YES	No Change
42101010000	MODERATE	YES	MIDDLE	YES	MODERATE to MIDDLE
42101010100	MODERATE	YES	MODERATE	YES	No Change
42101010200	LOW	YES	MODERATE	YES	LOW to MODERATE
42101010300	MODERATE	YES	MODERATE	YES	No Change
42101010400	MODERATE	YES	LOW	YES	MODERATE to LOW
42101010500	MODERATE	YES	MODERATE	YES	No Change
42101010600	LOW	YES	LOW	YES	No Change
42101010700	MODERATE	YES	MODERATE	YES	No Change
42101010800	LOW	YES	LOW	YES	No Change
42101010900	LOW	YES	LOW	YES	No Change
42101011000	LOW	YES	LOW	YES	No Change
42101011100	MODERATE	YES	MODERATE	YES	No Change
42101011200	MODERATE	YES	LOW	YES	MODERATE to LOW
42101011300	MODERATE	YES	MODERATE	YES	No Change
42101011400	MIDDLE	YES	MODERATE	YES	MIDDLE to MODERATE
42101011500	MIDDLE	YES	MIDDLE	YES	No Change
42101011700	UPPER	YES	UPPER	YES	No Change
42101011800	MIDDLE	YES	LOW	YES	MIDDLE to LOW
42101011900	MODERATE	YES	MIDDLE	YES	MODERATE to MIDDLE
42101012000	MIDDLE	YES	UPPER	YES	MIDDLE to UPPER
42101012100	MODERATE	YES	MODERATE	YES	No Change
42101012201	NA	YES	MIDDLE	YES	NA to MIDDLE



Philadelphia, PENNSYLVANIA

Census Tract	2021		2022		Change in Tract Income Class from 2021 through 2022
	Tract Income Class	Minority Tract	Tract Income Class	Minority Tract	
42101012203	MODERATE	YES	UPPER	YES	MODERATE to UPPER
42101012204	UPPER	YES	MIDDLE	YES	UPPER to MIDDLE
42101012500	UPPER	NO			Not Applicable
42101012501			UPPER	NO	Not Applicable
42101012502			UPPER	NO	Not Applicable
42101013100	MODERATE	YES	LOW	YES	MODERATE to LOW
42101013200	MODERATE	YES	MODERATE	YES	No Change
42101013300	MODERATE	YES	UPPER	NO	MODERATE to UPPER
42101013401	UPPER	NO	UPPER	NO	No Change
42101013402	UPPER	NO	UPPER	NO	No Change
42101013500	UPPER	NO	UPPER	NO	No Change
42101013601	UPPER	NO	UPPER	NO	No Change
42101013602	UPPER	NO	UPPER	NO	No Change
42101013700	MODERATE	YES			Not Applicable
42101013701			UPPER	YES	Not Applicable
42101013702			NA	YES	Not Applicable
42101013800	MODERATE	YES	MODERATE	YES	No Change
42101013900	LOW	YES	MODERATE	YES	LOW to MODERATE
42101014000	MODERATE	YES	MODERATE	YES	No Change
42101014100	MODERATE	YES	MODERATE	YES	No Change
42101014200	UPPER	NO			Not Applicable
42101014201			UPPER	NO	Not Applicable
42101014202			UPPER	NO	Not Applicable
42101014300	UPPER	NO	UPPER	NO	No Change
42101014400	MODERATE	YES	UPPER	NO	MODERATE to UPPER
42101014500	MODERATE	YES	MODERATE	YES	No Change
42101014600	MODERATE	YES	MIDDLE	YES	MODERATE to MIDDLE

Philadelphia, PENNSYLVANIA

Census Tract	2021		2022		Change in Tract Income Class from 2021 through 2022
	Tract Income Class	Minority Tract	Tract Income Class	Minority Tract	
42101014700	MODERATE	YES	LOW	YES	MODERATE to LOW
42101014800	MODERATE	YES	LOW	YES	MODERATE to LOW
42101014900	MODERATE	YES	NA	YES	MODERATE to NA
42101015101	MODERATE	YES	MODERATE	YES	No Change
42101015102	LOW	YES	MODERATE	YES	LOW to MODERATE
42101015200	LOW	YES	MIDDLE	YES	LOW to MIDDLE
42101015300	LOW	NO	MODERATE	YES	LOW to MODERATE
42101015600	LOW	YES	MODERATE	YES	LOW to MODERATE
42101015700	MODERATE	YES	MIDDLE	YES	MODERATE to MIDDLE
42101015800	UPPER	NO	UPPER	NO	No Change
42101016000	MIDDLE	NO			Not Applicable
42101016001			UPPER	NO	Not Applicable
42101016002			UPPER	NO	Not Applicable
42101016100	MODERATE	YES	UPPER	NO	MODERATE to UPPER
42101016200	LOW	YES	MODERATE	YES	LOW to MODERATE
42101016300	LOW	YES	LOW	YES	No Change
42101016400	LOW	YES	MODERATE	YES	LOW to MODERATE
42101016500	LOW	YES	NA	YES	LOW to NA
42101016600	MODERATE	YES	LOW	YES	MODERATE to LOW
42101016701	MODERATE	YES	MODERATE	YES	No Change
42101016702	MODERATE	YES	MODERATE	YES	No Change
42101016800	MODERATE	YES	LOW	YES	MODERATE to LOW
42101016901	MODERATE	YES	MODERATE	YES	No Change
42101016902	MODERATE	YES	LOW	YES	MODERATE to LOW
42101017000	MODERATE	YES	MIDDLE	YES	MODERATE to MIDDLE
42101017100	MODERATE	YES	MODERATE	YES	No Change
42101017201	MODERATE	YES	MIDDLE	YES	MODERATE to MIDDLE



Philadelphia, PENNSYLVANIA

Census Tract	2021		2022		Change in Tract Income Class from 2021 through 2022
	Tract Income Class	Minority Tract	Tract Income Class	Minority Tract	
42101017202	MODERATE	YES	MODERATE	YES	No Change
42101017300	LOW	YES	MODERATE	YES	LOW to MODERATE
42101017400	LOW	YES	LOW	YES	No Change
42101017500	LOW	YES	LOW	YES	No Change
42101017601	LOW	YES	LOW	YES	No Change
42101017602	LOW	YES	LOW	YES	No Change
42101017701	MODERATE	YES	NA	YES	MODERATE to NA
42101017702	LOW	YES	LOW	YES	No Change
42101017800	LOW	YES	LOW	YES	No Change
42101017900	MODERATE	YES	LOW	YES	MODERATE to LOW
42101018001	MIDDLE	NO	MIDDLE	NO	No Change
42101018002	MIDDLE	NO	UPPER	NO	MIDDLE to UPPER
42101018300	MIDDLE	NO	MIDDLE	NO	No Change
42101018400	MIDDLE	NO	MIDDLE	NO	No Change
42101018800	LOW	YES			Not Applicable
42101018801			LOW	YES	Not Applicable
42101018802			MODERATE	YES	Not Applicable
42101019000	LOW	YES	MODERATE	YES	LOW to MODERATE
42101019100	MODERATE	YES	MIDDLE	YES	MODERATE to MIDDLE
42101019200	LOW	YES	LOW	YES	No Change
42101019501	LOW	YES	LOW	YES	No Change
42101019502	LOW	YES	LOW	YES	No Change
42101019700	LOW	YES	NA	YES	LOW to NA
42101019800	LOW	YES	LOW	YES	No Change
42101019900	LOW	YES	LOW	YES	No Change
42101020000	MODERATE	YES	MODERATE	YES	No Change
42101020101	MODERATE	YES	LOW	YES	MODERATE to LOW

Philadelphia, PENNSYLVANIA

Census Tract	2021		2022		Change in Tract Income Class from 2021 through 2022
	Tract Income Class	Minority Tract	Tract Income Class	Minority Tract	
42101020102	MODERATE	YES	MODERATE	YES	No Change
42101020200	MIDDLE	YES	MODERATE	YES	MIDDLE to MODERATE
42101020300	LOW	YES	MODERATE	YES	LOW to MODERATE
42101020400	LOW	YES	LOW	YES	No Change
42101020500	MODERATE	YES	MODERATE	YES	No Change
42101020600	UPPER	YES	UPPER	YES	No Change
42101020700	UPPER	NO			Not Applicable
42101020701			UPPER	NO	Not Applicable
42101020702			UPPER	NO	Not Applicable
42101020800	MIDDLE	YES	UPPER	NO	MIDDLE to UPPER
42101020900	UPPER	NO	UPPER	NO	No Change
42101021000	MIDDLE	NO	MIDDLE	NO	No Change
42101021100	UPPER	NO	UPPER	NO	No Change
42101021200	UPPER	NO	UPPER	NO	No Change
42101021300	MIDDLE	NO	UPPER	NO	MIDDLE to UPPER
42101021400	UPPER	NO	UPPER	NO	No Change
42101021500	UPPER	NO	UPPER	NO	No Change
42101021600	UPPER	NO	UPPER	NO	No Change
42101021700	UPPER	NO	UPPER	NO	No Change
42101021800	MIDDLE	NO	MIDDLE	NO	No Change
42101021900	UPPER	NO	UPPER	NO	No Change
42101022000	UPPER	NO	UPPER	NO	No Change
42101023100	UPPER	NO	UPPER	NO	No Change
42101023500	UPPER	NO	UPPER	NO	No Change
42101023600	UPPER	NO	UPPER	NO	No Change
42101023700	UPPER	YES	UPPER	YES	No Change
42101023800	UPPER	YES	UPPER	YES	No Change



Philadelphia, PENNSYLVANIA

Census Tract	2021		2022		Change in Tract Income Class from 2021 through 2022
	Tract Income Class	Minority Tract	Tract Income Class	Minority Tract	
42101023900	MIDDLE	YES	MODERATE	YES	MIDDLE to MODERATE
42101024000	MIDDLE	YES	UPPER	YES	MIDDLE to UPPER
42101024100	MIDDLE	YES	NA	YES	MIDDLE to NA
42101024200	MODERATE	YES	MIDDLE	YES	MODERATE to MIDDLE
42101024300	MODERATE	YES	MODERATE	YES	No Change
42101024400	MODERATE	YES	MODERATE	YES	No Change
42101024500	LOW	YES	MODERATE	YES	LOW to MODERATE
42101024600	MODERATE	YES	LOW	YES	MODERATE to LOW
42101024700	LOW	YES	MODERATE	YES	LOW to MODERATE
42101024800	MODERATE	YES	MODERATE	YES	No Change
42101024900	LOW	YES	LOW	YES	No Change
42101025200	MODERATE	YES	MODERATE	YES	No Change
42101025300	MIDDLE	YES	MODERATE	YES	MIDDLE to MODERATE
42101025400	UPPER	YES	UPPER	YES	No Change
42101025500	UPPER	YES	UPPER	YES	No Change
42101025600	UPPER	NO	UPPER	YES	No Change
42101025700	UPPER	NO	MIDDLE	NO	UPPER to MIDDLE
42101025800	UPPER	YES	MIDDLE	YES	UPPER to MIDDLE
42101025900	MIDDLE	YES	MIDDLE	YES	No Change
42101026000	MIDDLE	YES	MIDDLE	YES	No Change
42101026100	MIDDLE	YES	MIDDLE	YES	No Change
42101026200	MIDDLE	YES	MIDDLE	YES	No Change
42101026301	MIDDLE	YES	MIDDLE	YES	No Change
42101026302	MODERATE	YES	MODERATE	YES	No Change
42101026400	MIDDLE	YES	MIDDLE	YES	No Change
42101026500	MIDDLE	YES	MIDDLE	YES	No Change
42101026600	MIDDLE	YES	MODERATE	YES	MIDDLE to MODERATE

Philadelphia, PENNSYLVANIA

Census Tract	2021		2022		Change in Tract Income Class from 2021 through 2022
	Tract Income Class	Minority Tract	Tract Income Class	Minority Tract	
42101026700	MODERATE	YES	MODERATE	YES	No Change
42101026800	MIDDLE	YES	MODERATE	YES	MIDDLE to MODERATE
42101026900	UPPER	YES	UPPER	YES	No Change
42101027000	UPPER	YES	UPPER	YES	No Change
42101027100	MIDDLE	YES	MODERATE	YES	MIDDLE to MODERATE
42101027200	MIDDLE	YES	MIDDLE	YES	No Change
42101027300	MIDDLE	YES	MODERATE	YES	MIDDLE to MODERATE
42101027401	MODERATE	YES	MIDDLE	YES	MODERATE to MIDDLE
42101027402	MODERATE	YES	MIDDLE	YES	MODERATE to MIDDLE
42101027500	MODERATE	YES	MIDDLE	YES	MODERATE to MIDDLE
42101027600	MODERATE	YES	MIDDLE	YES	MODERATE to MIDDLE
42101027700	MIDDLE	YES	MODERATE	YES	MIDDLE to MODERATE
42101027800	MIDDLE	YES	MODERATE	YES	MIDDLE to MODERATE
42101027901	MODERATE	YES	MIDDLE	YES	MODERATE to MIDDLE
42101027902	MODERATE	YES	MODERATE	YES	No Change
42101028000	MODERATE	YES	MODERATE	YES	No Change
42101028100	MODERATE	YES	MIDDLE	YES	MODERATE to MIDDLE
42101028200	MODERATE	YES	MODERATE	YES	No Change
42101028300	MODERATE	YES	LOW	YES	MODERATE to LOW
42101028400	MODERATE	YES	NA	YES	MODERATE to NA
42101028500	MODERATE	YES	LOW	YES	MODERATE to LOW
42101028600	MODERATE	YES	LOW	YES	MODERATE to LOW
42101028700	LOW	YES	LOW	YES	No Change
42101028800	MODERATE	YES	LOW	YES	MODERATE to LOW
42101028901	MODERATE	YES	MODERATE	YES	No Change
42101028902	MODERATE	YES	MODERATE	YES	No Change
42101029000	MODERATE	YES	MODERATE	YES	No Change



Philadelphia, PENNSYLVANIA

Census Tract	2021		2022		Change in Tract Income Class from 2021 through 2022
	Tract Income Class	Minority Tract	Tract Income Class	Minority Tract	
42101029100	MODERATE	YES	LOW	YES	MODERATE to LOW
42101029200	MIDDLE	YES	MIDDLE	YES	No Change
42101029300	LOW	YES	MODERATE	YES	LOW to MODERATE
42101029400	LOW	YES	LOW	YES	No Change
42101029800	MODERATE	YES	MODERATE	YES	No Change
42101029900	LOW	YES	MODERATE	YES	LOW to MODERATE
42101030000	MODERATE	YES	LOW	YES	MODERATE to LOW
42101030100	MODERATE	YES	MODERATE	YES	No Change
42101030200	MODERATE	YES	MIDDLE	YES	MODERATE to MIDDLE
42101030501	MODERATE	YES	MODERATE	YES	No Change
42101030502	MODERATE	YES	MODERATE	YES	No Change
42101030600	MIDDLE	YES	MIDDLE	YES	No Change
42101030700	MIDDLE	YES	MIDDLE	YES	No Change
42101030800	MIDDLE	YES	MIDDLE	YES	No Change
42101030900	MODERATE	YES	MODERATE	YES	No Change
42101031000	MIDDLE	YES	MODERATE	YES	MIDDLE to MODERATE
42101031101	MODERATE	YES	MODERATE	YES	No Change
42101031102	MODERATE	YES	MODERATE	YES	No Change
42101031200	MODERATE	YES	MODERATE	YES	No Change
42101031300	MODERATE	YES	MODERATE	YES	No Change
42101031401	MODERATE	YES	MODERATE	YES	No Change
42101031402	MODERATE	YES	MODERATE	YES	No Change
42101031501	MIDDLE	NO	MODERATE	YES	MIDDLE to MODERATE
42101031502	MODERATE	NO	MODERATE	YES	No Change
42101031600	MIDDLE	NO	MIDDLE	YES	No Change
42101031700	MIDDLE	YES	MIDDLE	YES	No Change
42101031800	MODERATE	YES	MODERATE	YES	No Change

Philadelphia, PENNSYLVANIA

Census Tract	2021		2022		Change in Tract Income Class from 2021 through 2022
	Tract Income Class	Minority Tract	Tract Income Class	Minority Tract	
42101031900	MIDDLE	YES	MODERATE	YES	MIDDLE to MODERATE
42101032000	MIDDLE	NO	MODERATE	YES	MIDDLE to MODERATE
42101032100	MODERATE	YES	MODERATE	YES	No Change
42101032300	MIDDLE	NO	LOW	YES	MIDDLE to LOW
42101032500	MIDDLE	NO	MODERATE	YES	MIDDLE to MODERATE
42101032600	MODERATE	NO	MIDDLE	YES	MODERATE to MIDDLE
42101032900	MIDDLE	NO	MODERATE	YES	MIDDLE to MODERATE
42101033000	MODERATE	NO	LOW	YES	MODERATE to LOW
42101033101	UPPER	NO	MIDDLE	NO	UPPER to MIDDLE
42101033102	MIDDLE	NO	MIDDLE	NO	No Change
42101033200	UPPER	NO	MIDDLE	YES	UPPER to MIDDLE
42101033300	MIDDLE	NO	UPPER	NO	MIDDLE to UPPER
42101033400	MIDDLE	NO	MIDDLE	YES	No Change
42101033500	MIDDLE	YES	MODERATE	YES	MIDDLE to MODERATE
42101033600	MIDDLE	NO	MODERATE	NO	MIDDLE to MODERATE
42101033701	MODERATE	NO	MIDDLE	NO	MODERATE to MIDDLE
42101033702	UPPER	NO	MIDDLE	NO	UPPER to MIDDLE
42101033800	MIDDLE	NO	MIDDLE	NO	No Change
42101033900	MIDDLE	NO	MIDDLE	NO	No Change
42101034000	UPPER	NO	UPPER	NO	No Change
42101034100	UPPER	NO	MIDDLE	NO	UPPER to MIDDLE
42101034200	UPPER	NO	MIDDLE	NO	UPPER to MIDDLE
42101034400	UPPER	NO	UPPER	NO	No Change
42101034501	MODERATE	NO	MIDDLE	NO	MODERATE to MIDDLE
42101034502	MODERATE	NO	MODERATE	NO	No Change
42101034600	MIDDLE	YES	MIDDLE	YES	No Change
42101034701	UPPER	NO	MIDDLE	YES	UPPER to MIDDLE



Philadelphia, PENNSYLVANIA

Census Tract	2021		2022		Change in Tract Income Class from 2021 through 2022
	Tract Income Class	Minority Tract	Tract Income Class	Minority Tract	
42101034702	UPPER	NO	UPPER	NO	No Change
42101034801	MIDDLE	NO	MIDDLE	NO	No Change
42101034802	MIDDLE	NO	UPPER	NO	MIDDLE to UPPER
42101034803	MIDDLE	NO	UPPER	NO	MIDDLE to UPPER
42101034900	MIDDLE	NO	MIDDLE	YES	No Change
42101035100	UPPER	NO	UPPER	NO	No Change
42101035200	UPPER	NO	UPPER	NO	No Change
42101035301	UPPER	NO	MIDDLE	NO	UPPER to MIDDLE
42101035302	MIDDLE	NO	MIDDLE	NO	No Change
42101035500	UPPER	NO	UPPER	NO	No Change
42101035601	UPPER	NO	MIDDLE	NO	UPPER to MIDDLE
42101035602	UPPER	NO	UPPER	NO	No Change
42101035701	MODERATE	NO	MODERATE	YES	No Change
42101035702	MODERATE	NO	MODERATE	NO	No Change
42101035800	MIDDLE	NO	MIDDLE	NO	No Change
42101035900	UPPER	NO	MIDDLE	NO	UPPER to MIDDLE
42101036000	UPPER	NO	UPPER	NO	No Change
42101036100	UPPER	NO	UPPER	NO	No Change
42101036201	UPPER	NO	UPPER	NO	No Change
42101036202	UPPER	NO	UPPER	NO	No Change
42101036203	UPPER	NO	UPPER	NO	No Change
42101036301	UPPER	NO	UPPER	NO	No Change
42101036302	MIDDLE	NO	MIDDLE	NO	No Change
42101036303	UPPER	NO	UPPER	NO	No Change
42101036400	UPPER	NO	UPPER	NO	No Change
42101036501	UPPER	NO	MIDDLE	NO	UPPER to MIDDLE
42101036502	UPPER	NO	UPPER	NO	No Change

Philadelphia, PENNSYLVANIA

Census Tract	2021		2022		Change in Tract Income Class from 2021 through 2022
	Tract Income Class	Minority Tract	Tract Income Class	Minority Tract	
42101036600	UPPER	NO	UPPER	NO	No Change
42101036700	UPPER	NO	UPPER	NO	No Change
42101036900	UPPER	NO			Not Applicable
42101036901			NA	NO	Not Applicable
42101036902			UPPER	YES	Not Applicable
42101037200	MIDDLE	NO	MIDDLE	NO	No Change
42101037300	UPPER	NO	UPPER	NO	No Change
42101037500	UPPER	YES	UPPER	YES	No Change
42101037600	MODERATE	YES	UPPER	YES	MODERATE to UPPER
42101037700	MODERATE	YES	LOW	YES	MODERATE to LOW
42101037800	MIDDLE	NO	UPPER	NO	MIDDLE to UPPER
42101037900	MIDDLE	NO	MIDDLE	NO	No Change
42101038000	MIDDLE	NO	MODERATE	YES	MIDDLE to MODERATE
42101038100	LOW	NO	LOW	YES	No Change
42101038200	MODERATE	NO	MODERATE	YES	No Change
42101038300	LOW	YES			Not Applicable
42101038301			MODERATE	YES	Not Applicable
42101038400	UPPER	NO	UPPER	NO	No Change
42101038500	UPPER	NO	UPPER	NO	No Change
42101038600	UPPER	NO	UPPER	NO	No Change
42101038700	UPPER	NO	UPPER	NO	No Change
42101038800	UPPER	NO	UPPER	NO	No Change
42101038900	MIDDLE	YES	MIDDLE	YES	No Change
42101039000	LOW	YES			Not Applicable
42101039001			MODERATE	YES	Not Applicable
42101039002			UPPER	YES	Not Applicable
42101039100			LOW	YES	Not Applicable



Tracts with empty cells are new or discontinued tracts

Philadelphia, PENNSYLVANIA

Census Tract	2021		2022		Change in Tract Income Class from 2021 through 2022
	Tract Income Class	Minority Tract	Tract Income Class	Minority Tract	
42101980000	NA	NO			Not Applicable
42101980001			NA	NO	Not Applicable
42101980002			NA	YES	Not Applicable
42101980003			NA	YES	Not Applicable
42101980100	NA	NO	NA	NO	No Change
42101980200	UPPER	NO	UPPER	NO	No Change
42101980300	NA	NO	NA	NO	No Change
42101980400	NA	NO	NA	NO	No Change
42101980500	NA	NO	NA	YES	No Change
42101980600	NA	NO	NA	YES	No Change
42101980700	NA	NO			Not Applicable
42101980701			NA	NO	Not Applicable
42101980702			NA	YES	Not Applicable
42101980800	NA	NO	NA	YES	No Change
42101980900	NA	NO			Not Applicable
42101980901			NA	YES	Not Applicable
42101980902			NA	NO	Not Applicable
42101980903			NA	YES	Not Applicable
42101980904			NA	YES	Not Applicable
42101980905			NA	NO	Not Applicable
42101980906			NA	NO	Not Applicable
42101989100	NA	YES	NA	YES	No Change
42101989200			NA	YES	Not Applicable
42101989300			NA	YES	Not Applicable

Philadelphia, PENNSYLVANIA

Census Tract	2021		2022		Change in Tract Income Class from 2021 through 2022
	Tract Income Class	Minority Tract	Tract Income Class	Minority Tract	

Summary Data: Philadelphia	2021	2022
Number of Census Tracts	384	408
Number of Minority Tracts	230	262
Percentage of Minority Tracts	59.90%	64.22%
Number of Low Income Tracts	50	48
Percentage of Low Income Tracts	13.02%	11.76%
Number of Moderate Income Tracts	130	121
Percentage of Moderate Income Tracts	33.85%	29.66%
Number of Middle Income Tracts	88	88
Percentage of Middle Income Tracts	22.92%	21.57%
Number of Upper Income Tracts	103	122
Percentage of Upper Income Tracts	26.82%	29.90%
Number of NA Income Tracts	13	29
Percentage of NA Income Tracts	3.39%	7.11%

Pike, PENNSYLVANIA

Census Tract	2021		2022		Change in Tract Income Class from 2021 through 2022
	Tract Income Class	Minority Tract	Tract Income Class	Minority Tract	
42103950102	MODERATE	NO	MODERATE	NO	No Change
42103950103	MODERATE	NO	MODERATE	NO	No Change
42103950104	MODERATE	NO	MIDDLE	NO	MODERATE to MIDDLE



Pike, PENNSYLVANIA

Census Tract	2021		2022		Change in Tract Income Class from 2021 through 2022
	Tract Income Class	Minority Tract	Tract Income Class	Minority Tract	
42103950201	MIDDLE	NO			Not Applicable
42103950202	MODERATE	NO	MODERATE	NO	No Change
42103950203			MODERATE	NO	Not Applicable
42103950204			MIDDLE	NO	Not Applicable
42103950301	MODERATE	NO			Not Applicable
42103950302	MODERATE	NO	MODERATE	NO	No Change
42103950303			MODERATE	NO	Not Applicable
42103950304			MODERATE	NO	Not Applicable
42103950501	MODERATE	NO	MIDDLE	NO	MODERATE to MIDDLE
42103950502	MIDDLE	NO			Not Applicable
42103950503			MODERATE	NO	Not Applicable
42103950504			MODERATE	NO	Not Applicable
42103950601	MIDDLE	NO	MIDDLE	NO	No Change
42103950603	MIDDLE	NO	MODERATE	NO	MIDDLE to MODERATE
42103950605	MIDDLE	NO			Not Applicable
42103950606	MIDDLE	NO	MIDDLE	NO	No Change
42103950607			MIDDLE	NO	Not Applicable
42103950608			MIDDLE	NO	Not Applicable
42103950701	MODERATE	NO	MODERATE	NO	No Change
42103950702	MODERATE	NO	MODERATE	NO	No Change
42103950801	MODERATE	NO			Not Applicable
42103950802	MIDDLE	NO			Not Applicable
42103950803			LOW	NO	Not Applicable
42103950804			MODERATE	YES	Not Applicable
42103950805			MODERATE	YES	Not Applicable
42103950806			MODERATE	YES	Not Applicable
42103950900	MODERATE	NO			Not Applicable

Pike, PENNSYLVANIA

Census Tract	2021		2022		Change in Tract Income Class from 2021 through 2022
	Tract Income Class	Minority Tract	Tract Income Class	Minority Tract	
42103950901			MODERATE	NO	Not Applicable
42103950902			MODERATE	NO	Not Applicable

Summary Data: Pike	2021	2022
Number of Census Tracts	18	25
Number of Minority Tracts	0	3
Percentage of Minority Tracts	0.00%	12.00%
Number of Low Income Tracts	0	1
Percentage of Low Income Tracts	0.00%	4.00%
Number of Moderate Income Tracts	11	17
Percentage of Moderate Income Tracts	61.11%	68.00%
Number of Middle Income Tracts	7	7
Percentage of Middle Income Tracts	38.89%	28.00%
Number of Upper Income Tracts	0	0
Percentage of Upper Income Tracts	0.00%	0.00%
Number of NA Income Tracts	0	0
Percentage of NA Income Tracts	0.00%	0.00%

Potter, PENNSYLVANIA

Census Tract	2021		2022		Change in Tract Income Class from 2021 through 2022
	Tract Income Class	Minority Tract	Tract Income Class	Minority Tract	
42105950100	MIDDLE	NO			Not Applicable



Potter, PENNSYLVANIA

Census Tract	2021		2022		Change in Tract Income Class from 2021 through 2022
	Tract Income Class	Minority Tract	Tract Income Class	Minority Tract	
42105950101			MIDDLE	NO	Not Applicable
42105950102			MIDDLE	NO	Not Applicable
42105950200	MIDDLE	NO	MIDDLE	NO	No Change
42105950300	MIDDLE	NO	MIDDLE	NO	No Change
42105950400	MIDDLE	NO			Not Applicable
42105950401			MIDDLE	NO	Not Applicable
42105950402			MIDDLE	NO	Not Applicable
42105950500	MIDDLE	NO	MIDDLE	NO	No Change

Potter, PENNSYLVANIA

Census Tract	2021		2022		Change in Tract Income Class from 2021 through 2022
	Tract Income Class	Minority Tract	Tract Income Class	Minority Tract	

Summary Data: Potter	2021	2022
Number of Census Tracts	5	7
Number of Minority Tracts	0	0
Percentage of Minority Tracts	0.00%	0.00%
Number of Low Income Tracts	0	0
Percentage of Low Income Tracts	0.00%	0.00%
Number of Moderate Income Tracts	0	0
Percentage of Moderate Income Tracts	0.00%	0.00%
Number of Middle Income Tracts	5	7
Percentage of Middle Income Tracts	100.00%	100.00%
Number of Upper Income Tracts	0	0
Percentage of Upper Income Tracts	0.00%	0.00%
Number of NA Income Tracts	0	0
Percentage of NA Income Tracts	0.00%	0.00%

Schuylkill, PENNSYLVANIA

Census Tract	2021		2022		Change in Tract Income Class from 2021 through 2022
	Tract Income Class	Minority Tract	Tract Income Class	Minority Tract	
42107000100	MIDDLE	NO	UPPER	NO	MIDDLE to UPPER
42107000200	MODERATE	NO	MODERATE	NO	No Change
42107000300	UPPER	NO	MIDDLE	NO	UPPER to MIDDLE



Schuylkill, PENNSYLVANIA

Census Tract	2021		2022		Change in Tract Income Class from 2021 through 2022
	Tract Income Class	Minority Tract	Tract Income Class	Minority Tract	
42107000400	MIDDLE	NO	MIDDLE	NO	No Change
42107000500	MODERATE	NO	LOW	NO	MODERATE to LOW
42107000601	MODERATE	NO	MODERATE	NO	No Change
42107000602	MODERATE	NO	MODERATE	NO	No Change
42107000700	MIDDLE	NO	MIDDLE	NO	No Change
42107000800	MIDDLE	NO	MIDDLE	NO	No Change
42107000900	MIDDLE	NO			Not Applicable
42107000901			MIDDLE	NO	Not Applicable
42107000902			MIDDLE	NO	Not Applicable
42107001000	MIDDLE	NO	MIDDLE	NO	No Change
42107001100	MIDDLE	NO	MIDDLE	NO	No Change
42107001200	MIDDLE	NO	MIDDLE	NO	No Change
42107001300	MIDDLE	NO	MIDDLE	NO	No Change
42107001400	MIDDLE	NO	MIDDLE	NO	No Change
42107001500	MIDDLE	NO	LOW	NO	MIDDLE to LOW
42107001600	UPPER	NO	MIDDLE	NO	UPPER to MIDDLE
42107001700	UPPER	NO	UPPER	NO	No Change
42107001800	MIDDLE	NO	MIDDLE	NO	No Change
42107001900	MODERATE	NO			Not Applicable
42107001901			NA	NO	Not Applicable
42107001902			MODERATE	NO	Not Applicable
42107002000	MIDDLE	NO	MODERATE	NO	MIDDLE to MODERATE
42107002100	MIDDLE	NO	MIDDLE	NO	No Change
42107002200	MIDDLE	NO	MIDDLE	NO	No Change
42107002300	MODERATE	NO	MIDDLE	NO	MODERATE to MIDDLE
42107002400	MIDDLE	NO	MIDDLE	NO	No Change
42107002500	MIDDLE	NO	MIDDLE	NO	No Change

Schuylkill, PENNSYLVANIA

Census Tract	2021		2022		Change in Tract Income Class from 2021 through 2022
	Tract Income Class	Minority Tract	Tract Income Class	Minority Tract	
42107002600	MODERATE	NO	MIDDLE	NO	MODERATE to MIDDLE
42107002700	MIDDLE	NO	MIDDLE	NO	No Change
42107002800	MODERATE	NO	MIDDLE	NO	MODERATE to MIDDLE
42107002900	UPPER	NO	MIDDLE	NO	UPPER to MIDDLE
42107003000	UPPER	NO	UPPER	NO	No Change
42107003100	UPPER	NO	MIDDLE	NO	UPPER to MIDDLE
42107003200	UPPER	NO	MIDDLE	NO	UPPER to MIDDLE
42107003300	MIDDLE	NO	MIDDLE	NO	No Change
42107003400	MIDDLE	NO	UPPER	NO	MIDDLE to UPPER
42107003500	UPPER	NO	MIDDLE	NO	UPPER to MIDDLE
42107003600	UPPER	NO	MIDDLE	NO	UPPER to MIDDLE
42107003700	MIDDLE	NO	MIDDLE	NO	No Change
42107003800	MIDDLE	NO	MIDDLE	NO	No Change
42107003900	MIDDLE	NO	MIDDLE	NO	No Change



Schuylkill, PENNSYLVANIA

Census Tract	2021		2022		Change in Tract Income Class from 2021 through 2022
	Tract Income Class	Minority Tract	Tract Income Class	Minority Tract	

Summary Data: Schuylkill	2021	2022
Number of Census Tracts	40	42
Number of Minority Tracts	0	0
Percentage of Minority Tracts	0.00%	0.00%
Number of Low Income Tracts	0	2
Percentage of Low Income Tracts	0.00%	4.76%
Number of Moderate Income Tracts	8	5
Percentage of Moderate Income Tracts	20.00%	11.90%
Number of Middle Income Tracts	23	30
Percentage of Middle Income Tracts	57.50%	71.43%
Number of Upper Income Tracts	9	4
Percentage of Upper Income Tracts	22.50%	9.52%
Number of NA Income Tracts	0	1
Percentage of NA Income Tracts	0.00%	2.38%

Snyder, PENNSYLVANIA

Census Tract	2021		2022		Change in Tract Income Class from 2021 through 2022
	Tract Income Class	Minority Tract	Tract Income Class	Minority Tract	
42109070100	MIDDLE	NO	UPPER	NO	MIDDLE to UPPER
42109070200	MIDDLE	NO	MIDDLE	NO	No Change
42109070300	MIDDLE	NO	MIDDLE	NO	No Change

Snyder, PENNSYLVANIA

Census Tract	2021		2022		Change in Tract Income Class from 2021 through 2022
	Tract Income Class	Minority Tract	Tract Income Class	Minority Tract	
42109070400	MIDDLE	NO	MIDDLE	NO	No Change
42109070500	MIDDLE	NO	MIDDLE	NO	No Change
42109070600	MIDDLE	NO	MIDDLE	NO	No Change
42109070701	MIDDLE	NO	MIDDLE	NO	No Change
42109980705	NA	NO	UPPER	NO	NA to UPPER

Summary Data: Snyder	2021	2022
Number of Census Tracts	8	8
Number of Minority Tracts	0	0
Percentage of Minority Tracts	0.00%	0.00%
Number of Low Income Tracts	0	0
Percentage of Low Income Tracts	0.00%	0.00%
Number of Moderate Income Tracts	0	0
Percentage of Moderate Income Tracts	0.00%	0.00%
Number of Middle Income Tracts	7	6
Percentage of Middle Income Tracts	87.50%	75.00%
Number of Upper Income Tracts	0	2
Percentage of Upper Income Tracts	0.00%	25.00%
Number of NA Income Tracts	1	0
Percentage of NA Income Tracts	12.50%	0.00%



Somerset, PENNSYLVANIA

Census Tract	2021		2022		Change in Tract Income Class from 2021 through 2022
	Tract Income Class	Minority Tract	Tract Income Class	Minority Tract	
42111020101	MIDDLE	NO	MIDDLE	NO	No Change
42111020102	MIDDLE	NO	UPPER	NO	MIDDLE to UPPER
42111020200	MIDDLE	NO	UPPER	NO	MIDDLE to UPPER
42111020300	MIDDLE	NO	MIDDLE	NO	No Change
42111020400	MIDDLE	NO	MIDDLE	NO	No Change
42111020500	MIDDLE	NO	MIDDLE	NO	No Change
42111020600	MIDDLE	NO			Not Applicable
42111020601			MIDDLE	NO	Not Applicable
42111020602			MIDDLE	NO	Not Applicable
42111020700	MIDDLE	NO	MIDDLE	NO	No Change
42111020800	MIDDLE	NO			Not Applicable
42111020801			MIDDLE	NO	Not Applicable
42111020802			MIDDLE	NO	Not Applicable
42111020900	MIDDLE	NO	MIDDLE	NO	No Change
42111021000	MIDDLE	NO	MIDDLE	NO	No Change
42111021100	MODERATE	NO	MODERATE	NO	No Change
42111021200	MIDDLE	NO	MIDDLE	NO	No Change
42111021300	MIDDLE	NO	MIDDLE	NO	No Change
42111021400	MIDDLE	NO	MIDDLE	NO	No Change
42111021500	MIDDLE	NO	MODERATE	NO	MIDDLE to MODERATE
42111021600	MIDDLE	NO	MIDDLE	NO	No Change
42111021700	MIDDLE	NO	MIDDLE	NO	No Change
42111021800	MIDDLE	NO	MIDDLE	NO	No Change
42111021901	MIDDLE	NO			Not Applicable
42111021902	MIDDLE	NO	MIDDLE	NO	No Change
42111021903			MIDDLE	NO	Not Applicable
42111021904			MIDDLE	NO	Not Applicable

Somerset, PENNSYLVANIA

Census Tract	2021		2022		Change in Tract Income Class from 2021 through 2022
	Tract Income Class	Minority Tract	Tract Income Class	Minority Tract	
Summary Data: Somerset			2021	2022	
Number of Census Tracts			21	24	
Number of Minority Tracts			0	0	
Percentage of Minority Tracts			0.00%	0.00%	
Number of Low Income Tracts			0	0	
Percentage of Low Income Tracts			0.00%	0.00%	
Number of Moderate Income Tracts			1	2	
Percentage of Moderate Income Tracts			4.76%	8.33%	
Number of Middle Income Tracts			20	20	
Percentage of Middle Income Tracts			95.24%	83.33%	
Number of Upper Income Tracts			0	2	
Percentage of Upper Income Tracts			0.00%	8.33%	
Number of NA Income Tracts			0	0	
Percentage of NA Income Tracts			0.00%	0.00%	

Sullivan, PENNSYLVANIA

Census Tract	2021		2022		Change in Tract Income Class from 2021 through 2022
	Tract Income Class	Minority Tract	Tract Income Class	Minority Tract	
42113960100	MIDDLE	NO			Not Applicable
42113960101			MIDDLE	NO	Not Applicable
42113960102			MIDDLE	NO	Not Applicable



Sullivan, PENNSYLVANIA

Census Tract	2021		2022		Change in Tract Income Class from 2021 through 2022
	Tract Income Class	Minority Tract	Tract Income Class	Minority Tract	
42113960200	MIDDLE	NO			Not Applicable
42113960201			MIDDLE	NO	Not Applicable
42113960202			MIDDLE	NO	Not Applicable

Summary Data: Sullivan	2021	2022
Number of Census Tracts	2	4
Number of Minority Tracts	0	0
Percentage of Minority Tracts	0.00%	0.00%
Number of Low Income Tracts	0	0
Percentage of Low Income Tracts	0.00%	0.00%
Number of Moderate Income Tracts	0	0
Percentage of Moderate Income Tracts	0.00%	0.00%
Number of Middle Income Tracts	2	4
Percentage of Middle Income Tracts	100.00%	100.00%
Number of Upper Income Tracts	0	0
Percentage of Upper Income Tracts	0.00%	0.00%
Number of NA Income Tracts	0	0
Percentage of NA Income Tracts	0.00%	0.00%

Susquehanna, PENNSYLVANIA

Census Tract	2021		2022		Change in Tract Income Class from 2021 through 2022
	Tract Income Class	Minority Tract	Tract Income Class	Minority Tract	
42115032000	MIDDLE	NO	MIDDLE	NO	No Change
42115032100	MIDDLE	NO	MIDDLE	NO	No Change
42115032200	MIDDLE	NO	MIDDLE	NO	No Change
42115032300	MODERATE	NO	MODERATE	NO	No Change
42115032400	MIDDLE	NO			Not Applicable
42115032401			MIDDLE	NO	Not Applicable
42115032402			UPPER	NO	Not Applicable
42115032500	MIDDLE	NO	MIDDLE	NO	No Change
42115032600	UPPER	NO	MIDDLE	NO	UPPER to MIDDLE
42115032700	MIDDLE	NO	MIDDLE	NO	No Change
42115032800	MIDDLE	NO	MIDDLE	NO	No Change
42115032901	MIDDLE	NO	UPPER	NO	MIDDLE to UPPER
42115032902	MODERATE	NO	MODERATE	NO	No Change

Susquehanna, PENNSYLVANIA

Census Tract	2021		2022		Change in Tract Income Class from 2021 through 2022
	Tract Income Class	Minority Tract	Tract Income Class	Minority Tract	



Susquehanna, PENNSYLVANIA

Census Tract	2021		2022		Change in Tract Income Class from 2021 through 2022
	Tract Income Class	Minority Tract	Tract Income Class	Minority Tract	

Summary Data: Susquehanna	2021	2022
Number of Census Tracts	11	12
Number of Minority Tracts	0	0
Percentage of Minority Tracts	0.00%	0.00%
Number of Low Income Tracts	0	0
Percentage of Low Income Tracts	0.00%	0.00%
Number of Moderate Income Tracts	2	2
Percentage of Moderate Income Tracts	18.18%	16.67%
Number of Middle Income Tracts	8	8
Percentage of Middle Income Tracts	72.73%	66.67%
Number of Upper Income Tracts	1	2
Percentage of Upper Income Tracts	9.09%	16.67%
Number of NA Income Tracts	0	0
Percentage of NA Income Tracts	0.00%	0.00%

Tioga, PENNSYLVANIA

Census Tract	2021		2022		Change in Tract Income Class from 2021 through 2022
	Tract Income Class	Minority Tract	Tract Income Class	Minority Tract	
42117950100	MIDDLE	NO	MIDDLE	NO	No Change
42117950200	MIDDLE	NO	MIDDLE	NO	No Change
42117950300	MIDDLE	NO	MODERATE	NO	MIDDLE to MODERATE

Tioga, PENNSYLVANIA

Census Tract	2021		2022		Change in Tract Income Class from 2021 through 2022
	Tract Income Class	Minority Tract	Tract Income Class	Minority Tract	
42117950400	MIDDLE	NO	MIDDLE	NO	No Change
42117950500	MIDDLE	NO	MIDDLE	NO	No Change
42117950600	MIDDLE	NO	MIDDLE	NO	No Change
42117950700	MIDDLE	NO	MIDDLE	NO	No Change
42117950800	MIDDLE	NO	MIDDLE	NO	No Change
42117950900	MIDDLE	NO	MIDDLE	NO	No Change
42117951000	MIDDLE	NO	MIDDLE	NO	No Change

Summary Data: Tioga	2021	2022
Number of Census Tracts	10	10
Number of Minority Tracts	0	0
Percentage of Minority Tracts	0.00%	0.00%
Number of Low Income Tracts	0	0
Percentage of Low Income Tracts	0.00%	0.00%
Number of Moderate Income Tracts	0	1
Percentage of Moderate Income Tracts	0.00%	10.00%
Number of Middle Income Tracts	10	9
Percentage of Middle Income Tracts	100.00%	90.00%
Number of Upper Income Tracts	0	0
Percentage of Upper Income Tracts	0.00%	0.00%
Number of NA Income Tracts	0	0
Percentage of NA Income Tracts	0.00%	0.00%



Union, PENNSYLVANIA

Census Tract	2021		2022		Change in Tract Income Class from 2021 through 2022
	Tract Income Class	Minority Tract	Tract Income Class	Minority Tract	
42119090102	MIDDLE	NO	MIDDLE	NO	No Change
42119090200	MIDDLE	NO			Not Applicable
42119090201			MIDDLE	NO	Not Applicable
42119090202			MIDDLE	NO	Not Applicable
42119090300	MIDDLE	NO	MIDDLE	NO	No Change
42119090400	MIDDLE	NO	MIDDLE	NO	No Change
42119090502	MIDDLE	NO	MIDDLE	NO	No Change
42119090600	UPPER	NO	UPPER	NO	No Change
42119090700	MODERATE	NO	MIDDLE	NO	MODERATE to MIDDLE
42119980101	NA	YES	NA	YES	No Change
42119980501	NA	YES	NA	YES	No Change
42119980800	NA	NO	UPPER	NO	NA to UPPER

Union, PENNSYLVANIA

Census Tract	2021		2022		Change in Tract Income Class from 2021 through 2022
	Tract Income Class	Minority Tract	Tract Income Class	Minority Tract	
Summary Data: Union			2021	2022	
Number of Census Tracts			10	11	
Number of Minority Tracts			2	2	
Percentage of Minority Tracts			20.00%	18.18%	
Number of Low Income Tracts			0	0	
Percentage of Low Income Tracts			0.00%	0.00%	
Number of Moderate Income Tracts			1	0	
Percentage of Moderate Income Tracts			10.00%	0.00%	
Number of Middle Income Tracts			5	7	
Percentage of Middle Income Tracts			50.00%	63.64%	
Number of Upper Income Tracts			1	2	
Percentage of Upper Income Tracts			10.00%	18.18%	
Number of NA Income Tracts			3	2	
Percentage of NA Income Tracts			30.00%	18.18%	

Venango, PENNSYLVANIA

Census Tract	2021		2022		Change in Tract Income Class from 2021 through 2022
	Tract Income Class	Minority Tract	Tract Income Class	Minority Tract	
42121200000	MIDDLE	NO	MIDDLE	NO	No Change
42121200100	MIDDLE	NO	MIDDLE	NO	No Change
42121200200	MIDDLE	NO			Not Applicable



Venango, PENNSYLVANIA

Census Tract	2021		2022		Change in Tract Income Class from 2021 through 2022
	Tract Income Class	Minority Tract	Tract Income Class	Minority Tract	
42121200201			MIDDLE	NO	Not Applicable
42121200202			MIDDLE	NO	Not Applicable
42121200300	MODERATE	NO	MIDDLE	NO	MODERATE to MIDDLE
42121200400	MIDDLE	NO	MIDDLE	NO	No Change
42121200500	MIDDLE	NO	MODERATE	NO	MIDDLE to MODERATE
42121200600	MIDDLE	NO	MIDDLE	NO	No Change
42121200700	MODERATE	NO	MODERATE	NO	No Change
42121200800	MIDDLE	NO	MIDDLE	NO	No Change
42121200900	MODERATE	NO	MODERATE	NO	No Change
42121201000	MODERATE	NO	MIDDLE	NO	MODERATE to MIDDLE
42121201100	MIDDLE	NO	MIDDLE	NO	No Change
42121201200	MIDDLE	NO	MIDDLE	NO	No Change
42121201300	MIDDLE	NO	MIDDLE	NO	No Change
42121201400	MIDDLE	NO	MIDDLE	NO	No Change
42121201500	MIDDLE	NO	MIDDLE	NO	No Change

Venango, PENNSYLVANIA

Census Tract	2021		2022		Change in Tract Income Class from 2021 through 2022
	Tract Income Class	Minority Tract	Tract Income Class	Minority Tract	

Summary Data: Venango	2021	2022
Number of Census Tracts	16	17
Number of Minority Tracts	0	0
Percentage of Minority Tracts	0.00%	0.00%
Number of Low Income Tracts	0	0
Percentage of Low Income Tracts	0.00%	0.00%
Number of Moderate Income Tracts	4	3
Percentage of Moderate Income Tracts	25.00%	17.65%
Number of Middle Income Tracts	12	14
Percentage of Middle Income Tracts	75.00%	82.35%
Number of Upper Income Tracts	0	0
Percentage of Upper Income Tracts	0.00%	0.00%
Number of NA Income Tracts	0	0
Percentage of NA Income Tracts	0.00%	0.00%

Warren, PENNSYLVANIA

Census Tract	2021		2022		Change in Tract Income Class from 2021 through 2022
	Tract Income Class	Minority Tract	Tract Income Class	Minority Tract	
42123970100	MIDDLE	NO	MIDDLE	NO	No Change
42123970200	MIDDLE	NO	UPPER	NO	MIDDLE to UPPER
42123970300	MIDDLE	NO	MIDDLE	NO	No Change



Warren, PENNSYLVANIA

Census Tract	2021		2022		Change in Tract Income Class from 2021 through 2022
	Tract Income Class	Minority Tract	Tract Income Class	Minority Tract	
42123970400	MIDDLE	NO	MIDDLE	NO	No Change
42123970500	MIDDLE	NO	MIDDLE	NO	No Change
42123970600	MIDDLE	NO	MIDDLE	NO	No Change
42123970700	UPPER	NO	MIDDLE	NO	UPPER to MIDDLE
42123970800	MIDDLE	NO	MIDDLE	NO	No Change
42123970900	MIDDLE	NO	MIDDLE	NO	No Change
42123971000	MIDDLE	NO	MIDDLE	NO	No Change
42123971100	MIDDLE	NO	MIDDLE	NO	No Change
42123971200	MIDDLE	NO	MODERATE	NO	MIDDLE to MODERATE
42123971400	MIDDLE	NO	MODERATE	NO	MIDDLE to MODERATE

Warren, PENNSYLVANIA

Census Tract	2021		2022		Change in Tract Income Class from 2021 through 2022
	Tract Income Class	Minority Tract	Tract Income Class	Minority Tract	

Summary Data: Warren	2021	2022
Number of Census Tracts	13	13
Number of Minority Tracts	0	0
Percentage of Minority Tracts	0.00%	0.00%
Number of Low Income Tracts	0	0
Percentage of Low Income Tracts	0.00%	0.00%
Number of Moderate Income Tracts	0	2
Percentage of Moderate Income Tracts	0.00%	15.38%
Number of Middle Income Tracts	12	10
Percentage of Middle Income Tracts	92.31%	76.92%
Number of Upper Income Tracts	1	1
Percentage of Upper Income Tracts	7.69%	7.69%
Number of NA Income Tracts	0	0
Percentage of NA Income Tracts	0.00%	0.00%

Washington, PENNSYLVANIA

Census Tract	2021		2022		Change in Tract Income Class from 2021 through 2022
	Tract Income Class	Minority Tract	Tract Income Class	Minority Tract	
42125704100	LOW	NO	LOW	NO	No Change
42125711000	MIDDLE	NO	MIDDLE	NO	No Change
42125712700	MIDDLE	NO	MIDDLE	NO	No Change



Washington, PENNSYLVANIA

Census Tract	2021		2022		Change in Tract Income Class from 2021 through 2022
	Tract Income Class	Minority Tract	Tract Income Class	Minority Tract	
42125713700	MIDDLE	NO	MIDDLE	NO	No Change
42125714000	MODERATE	NO	MIDDLE	NO	MODERATE to MIDDLE
42125715700	MIDDLE	NO	MODERATE	NO	MIDDLE to MODERATE
42125721000	MIDDLE	NO	MIDDLE	NO	No Change
42125722700	MIDDLE	NO	MIDDLE	NO	No Change
42125731000	MIDDLE	NO	MIDDLE	NO	No Change
42125732000	MIDDLE	NO	MIDDLE	NO	No Change
42125741100	UPPER	NO	UPPER	NO	No Change
42125741300	MIDDLE	NO	MIDDLE	NO	No Change
42125742100	MIDDLE	NO			Not Applicable
42125742101			MIDDLE	NO	Not Applicable
42125742102			UPPER	NO	Not Applicable
42125742200	UPPER	NO	MIDDLE	NO	UPPER to MIDDLE
42125743700	MIDDLE	NO	MIDDLE	NO	No Change
42125744100	MIDDLE	NO			Not Applicable
42125744101			MIDDLE	NO	Not Applicable
42125744102			MIDDLE	NO	Not Applicable
42125744200	MODERATE	NO	MIDDLE	NO	MODERATE to MIDDLE
42125745100	UPPER	NO			Not Applicable
42125745101			UPPER	NO	Not Applicable
42125745102			UPPER	NO	Not Applicable
42125745200	UPPER	NO	UPPER	NO	No Change
42125746100	UPPER	NO	UPPER	NO	No Change
42125746200	UPPER	NO	UPPER	NO	No Change
42125746301	UPPER	NO	UPPER	NO	No Change
42125746302	UPPER	NO	UPPER	NO	No Change
42125751100	MIDDLE	NO	MIDDLE	NO	No Change

Washington, PENNSYLVANIA

Census Tract	2021		2022		Change in Tract Income Class from 2021 through 2022
	Tract Income Class	Minority Tract	Tract Income Class	Minority Tract	
42125751200	MODERATE	NO	MIDDLE	NO	MODERATE to MIDDLE
42125752700	MIDDLE	NO	MIDDLE	NO	No Change
42125753700	UPPER	NO	UPPER	NO	No Change
42125754200	MODERATE	NO	MODERATE	NO	No Change
42125754300	MODERATE	NO	MIDDLE	NO	MODERATE to MIDDLE
42125754400	LOW	NO	LOW	NO	No Change
42125754500	MIDDLE	NO	MIDDLE	NO	No Change
42125754600	MODERATE	NO	MODERATE	NO	No Change
42125755100	MIDDLE	NO	MIDDLE	NO	No Change
42125755200	UPPER	NO	UPPER	NO	No Change
42125755700	MIDDLE	NO	MIDDLE	NO	No Change
42125761000	MIDDLE	NO	MIDDLE	NO	No Change
42125762000	MIDDLE	NO	MODERATE	NO	MIDDLE to MODERATE
42125763700	MIDDLE	NO	MIDDLE	NO	No Change
42125764000	MIDDLE	NO	MODERATE	NO	MIDDLE to MODERATE
42125771100	MIDDLE	NO	MIDDLE	NO	No Change
42125771200	MIDDLE	NO	MIDDLE	NO	No Change
42125772700	MIDDLE	NO	MODERATE	NO	MIDDLE to MODERATE
42125773100	MODERATE	NO	MODERATE	NO	No Change
42125773200	MODERATE	NO	MODERATE	NO	No Change
42125774700	MIDDLE	NO	UPPER	NO	MIDDLE to UPPER
42125775200	MODERATE	NO	MODERATE	NO	No Change
42125775300	MODERATE	NO	MODERATE	NO	No Change
42125781700	MIDDLE	NO	MIDDLE	NO	No Change
42125782700	MODERATE	NO	MIDDLE	NO	MODERATE to MIDDLE
42125783200	LOW	NO	MODERATE	NO	LOW to MODERATE
42125783300	MODERATE	NO	MODERATE	NO	No Change



Washington, PENNSYLVANIA

Census Tract	2021		2022		Change in Tract Income Class from 2021 through 2022
	Tract Income Class	Minority Tract	Tract Income Class	Minority Tract	
42125784000	MIDDLE	NO	MIDDLE	NO	No Change
42125791000	MODERATE	NO	MIDDLE	NO	MODERATE to MIDDLE
42125792100	MIDDLE	NO	MODERATE	NO	MIDDLE to MODERATE
42125792200	MIDDLE	NO	MIDDLE	NO	No Change
42125795700	MIDDLE	NO	MODERATE	NO	MIDDLE to MODERATE
42125795800	UPPER	NO	UPPER	NO	No Change
42125795900	MIDDLE	NO	MIDDLE	NO	No Change
42125796000	MIDDLE	NO	MIDDLE	NO	No Change

Washington, PENNSYLVANIA

Census Tract	2021		2022		Change in Tract Income Class from 2021 through 2022
	Tract Income Class	Minority Tract	Tract Income Class	Minority Tract	

Summary Data: Washington	2021	2022
Number of Census Tracts	59	62
Number of Minority Tracts	0	0
Percentage of Minority Tracts	0.00%	0.00%
Number of Low Income Tracts	3	2
Percentage of Low Income Tracts	5.08%	3.23%
Number of Moderate Income Tracts	13	14
Percentage of Moderate Income Tracts	22.03%	22.58%
Number of Middle Income Tracts	32	33
Percentage of Middle Income Tracts	54.24%	53.23%
Number of Upper Income Tracts	11	13
Percentage of Upper Income Tracts	18.64%	20.97%
Number of NA Income Tracts	0	0
Percentage of NA Income Tracts	0.00%	0.00%

Wayne, PENNSYLVANIA

Census Tract	2021		2022		Change in Tract Income Class from 2021 through 2022
	Tract Income Class	Minority Tract	Tract Income Class	Minority Tract	
42127960100	MIDDLE	NO	MIDDLE	NO	No Change
42127960200	MIDDLE	NO	MIDDLE	NO	No Change
42127960300	MIDDLE	NO	MIDDLE	NO	No Change



Wayne, PENNSYLVANIA

Census Tract	2021		2022		Change in Tract Income Class from 2021 through 2022
	Tract Income Class	Minority Tract	Tract Income Class	Minority Tract	
42127960400	MIDDLE	NO	UPPER	NO	MIDDLE to UPPER
42127960500	UPPER	NO	MIDDLE	NO	UPPER to MIDDLE
42127960600	MIDDLE	NO	MIDDLE	NO	No Change
42127960700	MODERATE	NO	MIDDLE	NO	MODERATE to MIDDLE
42127960800	MIDDLE	NO	MIDDLE	NO	No Change
42127960900	MIDDLE	NO	MIDDLE	NO	No Change
42127961000	MIDDLE	NO			Not Applicable
42127961001			MIDDLE	NO	Not Applicable
42127961002			UPPER	NO	Not Applicable
42127961100	MIDDLE	NO			Not Applicable
42127961101			MIDDLE	NO	Not Applicable
42127961102			MIDDLE	NO	Not Applicable
42127961200	MIDDLE	NO			Not Applicable
42127961201			MIDDLE	NO	Not Applicable
42127961202			MIDDLE	NO	Not Applicable
42127961300	MIDDLE	NO	MIDDLE	NO	No Change
42127961400	MIDDLE	NO	UPPER	NO	MIDDLE to UPPER

Wayne, PENNSYLVANIA

Census Tract	2021		2022		Change in Tract Income Class from 2021 through 2022
	Tract Income Class	Minority Tract	Tract Income Class	Minority Tract	
Summary Data: Wayne			2021	2022	
Number of Census Tracts			14	17	
Number of Minority Tracts			0	0	
Percentage of Minority Tracts			0.00%	0.00%	
Number of Low Income Tracts			0	0	
Percentage of Low Income Tracts			0.00%	0.00%	
Number of Moderate Income Tracts			1	0	
Percentage of Moderate Income Tracts			7.14%	0.00%	
Number of Middle Income Tracts			12	14	
Percentage of Middle Income Tracts			85.71%	82.35%	
Number of Upper Income Tracts			1	3	
Percentage of Upper Income Tracts			7.14%	17.65%	
Number of NA Income Tracts			0	0	
Percentage of NA Income Tracts			0.00%	0.00%	

Westmoreland, PENNSYLVANIA

Census Tract	2021		2022		Change in Tract Income Class from 2021 through 2022
	Tract Income Class	Minority Tract	Tract Income Class	Minority Tract	
42129800100	LOW	NO	LOW	NO	No Change
42129800200	MODERATE	NO	MODERATE	NO	No Change
42129800300	MODERATE	NO	LOW	NO	MODERATE to LOW



Westmoreland, PENNSYLVANIA

Census Tract	2021		2022		Change in Tract Income Class from 2021 through 2022
	Tract Income Class	Minority Tract	Tract Income Class	Minority Tract	
42129800400	MODERATE	NO	MIDDLE	NO	MODERATE to MIDDLE
42129800500	UPPER	NO	MIDDLE	NO	UPPER to MIDDLE
42129800600	LOW	NO	LOW	NO	No Change
42129800700	LOW	NO	LOW	NO	No Change
42129800800	MIDDLE	NO	MIDDLE	NO	No Change
42129800900	MIDDLE	NO	MODERATE	NO	MIDDLE to MODERATE
42129801001	MIDDLE	NO	MIDDLE	NO	No Change
42129801002	MIDDLE	NO	MODERATE	NO	MIDDLE to MODERATE
42129801100	MIDDLE	NO	MIDDLE	NO	No Change
42129801200	MIDDLE	NO	UPPER	NO	MIDDLE to UPPER
42129801300	MIDDLE	NO	MIDDLE	NO	No Change
42129801400	MODERATE	NO	MODERATE	NO	No Change
42129801500	MODERATE	NO	MODERATE	NO	No Change
42129801600	MODERATE	NO	LOW	NO	MODERATE to LOW
42129801701	MIDDLE	NO	MIDDLE	NO	No Change
42129801702	MIDDLE	NO	MIDDLE	NO	No Change
42129801703	MIDDLE	NO	MODERATE	NO	MIDDLE to MODERATE
42129801800	MIDDLE	NO			Not Applicable
42129801801			MIDDLE	NO	Not Applicable
42129801802			MIDDLE	NO	Not Applicable
42129801900	MIDDLE	NO			Not Applicable
42129801901			MIDDLE	NO	Not Applicable
42129801902			UPPER	NO	Not Applicable
42129802001	UPPER	NO	UPPER	NO	No Change
42129802002	MIDDLE	NO			Not Applicable
42129802003			UPPER	NO	Not Applicable
42129802004			UPPER	NO	Not Applicable

Westmoreland, PENNSYLVANIA

Census Tract	2021		2022		Change in Tract Income Class from 2021 through 2022
	Tract Income Class	Minority Tract	Tract Income Class	Minority Tract	
42129802101	UPPER	NO	UPPER	NO	No Change
42129802102	UPPER	NO	UPPER	NO	No Change
42129802103	UPPER	NO	UPPER	NO	No Change
42129802200	MIDDLE	NO	MODERATE	NO	MIDDLE to MODERATE
42129802301	UPPER	NO	MIDDLE	NO	UPPER to MIDDLE
42129802303	UPPER	NO	MIDDLE	NO	UPPER to MIDDLE
42129802304	UPPER	NO	UPPER	NO	No Change
42129802400	MIDDLE	NO	MIDDLE	NO	No Change
42129802500	MODERATE	NO	MIDDLE	NO	MODERATE to MIDDLE
42129802600	MODERATE	NO	MODERATE	NO	No Change
42129802700	MIDDLE	NO	MIDDLE	NO	No Change
42129802800	LOW	NO	MODERATE	NO	LOW to MODERATE
42129802900	MIDDLE	NO	UPPER	NO	MIDDLE to UPPER
42129803000	MODERATE	NO	MIDDLE	NO	MODERATE to MIDDLE
42129803100	MIDDLE	NO	MIDDLE	NO	No Change
42129803200	UPPER	NO	MIDDLE	NO	UPPER to MIDDLE
42129803301	MIDDLE	NO	MIDDLE	NO	No Change
42129803302	UPPER	NO	UPPER	NO	No Change
42129803400	UPPER	NO	UPPER	NO	No Change
42129803501	UPPER	NO	UPPER	NO	No Change
42129803502	MIDDLE	NO	MIDDLE	NO	No Change
42129803600	MODERATE	NO	MIDDLE	NO	MODERATE to MIDDLE
42129803700	UPPER	NO	MIDDLE	NO	UPPER to MIDDLE
42129803800	UPPER	NO	UPPER	NO	No Change
42129803901	MIDDLE	NO	MIDDLE	NO	No Change
42129803902	MODERATE	NO	MIDDLE	NO	MODERATE to MIDDLE
42129804000	LOW	NO	MODERATE	NO	LOW to MODERATE



Westmoreland, PENNSYLVANIA

Census Tract	2021		2022		Change in Tract Income Class from 2021 through 2022
	Tract Income Class	Minority Tract	Tract Income Class	Minority Tract	
42129804100	MODERATE	NO	MODERATE	NO	No Change
42129804200	MIDDLE	NO	MIDDLE	NO	No Change
42129804300	MIDDLE	NO	MIDDLE	NO	No Change
42129804400	MIDDLE	NO	MODERATE	NO	MIDDLE to MODERATE
42129804501	MIDDLE	NO	MIDDLE	NO	No Change
42129804502	MIDDLE	NO			Not Applicable
42129804503			MIDDLE	NO	Not Applicable
42129804504			MIDDLE	NO	Not Applicable
42129804600	MODERATE	NO	MIDDLE	NO	MODERATE to MIDDLE
42129804701	MIDDLE	NO	MIDDLE	NO	No Change
42129804702	MIDDLE	NO			Not Applicable
42129804703			MIDDLE	NO	Not Applicable
42129804704			MODERATE	NO	Not Applicable
42129804705			NA	NO	Not Applicable
42129804706			MIDDLE	NO	Not Applicable
42129804801	MIDDLE	NO	MODERATE	NO	MIDDLE to MODERATE
42129804802	MIDDLE	NO			Not Applicable
42129804803			MIDDLE	NO	Not Applicable
42129804804			UPPER	NO	Not Applicable
42129804900	MIDDLE	NO			Not Applicable
42129804901			MIDDLE	NO	Not Applicable
42129804902			MIDDLE	NO	Not Applicable
42129805000	MIDDLE	NO	MIDDLE	NO	No Change
42129805100	MODERATE	NO	MODERATE	NO	No Change
42129805200	MODERATE	NO	MODERATE	NO	No Change
42129805400	MODERATE	NO	LOW	YES	MODERATE to LOW
42129805500	MIDDLE	NO	MIDDLE	NO	No Change

Westmoreland, PENNSYLVANIA

Census Tract	2021		2022		Change in Tract Income Class from 2021 through 2022
	Tract Income Class	Minority Tract	Tract Income Class	Minority Tract	
42129805600	MODERATE	NO	MIDDLE	NO	MODERATE to MIDDLE
42129805800	MIDDLE	NO	MODERATE	NO	MIDDLE to MODERATE
42129805901	UPPER	NO	UPPER	NO	No Change
42129805902	MIDDLE	NO			Not Applicable
42129805903			UPPER	NO	Not Applicable
42129805904			MIDDLE	NO	Not Applicable
42129806000	MODERATE	NO	MODERATE	NO	No Change
42129806100	MIDDLE	NO	MODERATE	NO	MIDDLE to MODERATE
42129806200	MIDDLE	NO	MIDDLE	NO	No Change
42129806300	MIDDLE	NO	MIDDLE	NO	No Change
42129806400	MODERATE	NO	MIDDLE	NO	MODERATE to MIDDLE
42129806500	MODERATE	NO	MIDDLE	NO	MODERATE to MIDDLE
42129806600	MIDDLE	NO	MIDDLE	NO	No Change
42129806700	MODERATE	NO	MODERATE	NO	No Change
42129806800	MIDDLE	NO	MODERATE	NO	MIDDLE to MODERATE
42129806900	MIDDLE	NO	MODERATE	NO	MIDDLE to MODERATE
42129807000	MIDDLE	NO	MODERATE	NO	MIDDLE to MODERATE
42129807100	MIDDLE	NO	MIDDLE	NO	No Change
42129807200	UPPER	NO			Not Applicable
42129807201			MIDDLE	NO	Not Applicable
42129807202			MIDDLE	NO	Not Applicable
42129807300	MIDDLE	NO	MODERATE	NO	MIDDLE to MODERATE
42129807401	MIDDLE	NO	MIDDLE	NO	No Change
42129807402	MIDDLE	NO			Not Applicable
42129807403			UPPER	NO	Not Applicable
42129807404			MIDDLE	NO	Not Applicable
42129807500	MIDDLE	NO	MIDDLE	NO	No Change



Westmoreland, PENNSYLVANIA

Census Tract	2021		2022		Change in Tract Income Class from 2021 through 2022
	Tract Income Class	Minority Tract	Tract Income Class	Minority Tract	
42129807600	MODERATE	NO	MIDDLE	NO	MODERATE to MIDDLE
42129807700	MODERATE	NO	MIDDLE	NO	MODERATE to MIDDLE
42129807800	MIDDLE	NO	MIDDLE	NO	No Change
42129807900	MIDDLE	NO			Not Applicable
42129807901			MODERATE	NO	Not Applicable
42129807902			MIDDLE	NO	Not Applicable
42129808100	MODERATE	NO	MODERATE	NO	No Change
42129808200	MODERATE	NO	MODERATE	NO	No Change
42129808300	MODERATE	NO	MODERATE	NO	No Change
42129808401	MIDDLE	NO	MIDDLE	NO	No Change
42129808402	MIDDLE	NO	MIDDLE	NO	No Change
42129808500	MIDDLE	NO	MIDDLE	NO	No Change
42129808600	MODERATE	NO	MIDDLE	NO	MODERATE to MIDDLE

Westmoreland, PENNSYLVANIA

Census Tract	2021		2022		Change in Tract Income Class from 2021 through 2022
	Tract Income Class	Minority Tract	Tract Income Class	Minority Tract	

Summary Data: Westmoreland	2021	2022
Number of Census Tracts	100	113
Number of Minority Tracts	0	1
Percentage of Minority Tracts	0.00%	0.88%
Number of Low Income Tracts	5	6
Percentage of Low Income Tracts	5.00%	5.31%
Number of Moderate Income Tracts	27	28
Percentage of Moderate Income Tracts	27.00%	24.78%
Number of Middle Income Tracts	52	60
Percentage of Middle Income Tracts	52.00%	53.10%
Number of Upper Income Tracts	16	18
Percentage of Upper Income Tracts	16.00%	15.93%
Number of NA Income Tracts	0	1
Percentage of NA Income Tracts	0.00%	0.88%

Wyoming, PENNSYLVANIA

Census Tract	2021		2022		Change in Tract Income Class from 2021 through 2022
	Tract Income Class	Minority Tract	Tract Income Class	Minority Tract	
42131400100	MIDDLE	NO	MIDDLE	NO	No Change
42131400200	MIDDLE	NO	MIDDLE	NO	No Change
42131400300	MIDDLE	NO	MIDDLE	NO	No Change



Wyoming, PENNSYLVANIA

Census Tract	2021		2022		Change in Tract Income Class from 2021 through 2022
	Tract Income Class	Minority Tract	Tract Income Class	Minority Tract	
42131400400	UPPER	NO	MIDDLE	NO	UPPER to MIDDLE
42131400500	MIDDLE	NO	MIDDLE	NO	No Change
42131400600	MIDDLE	NO	MIDDLE	NO	No Change
42131400700	MIDDLE	NO	MIDDLE	NO	No Change

Summary Data: Wyoming	2021	2022
Number of Census Tracts	7	7
Number of Minority Tracts	0	0
Percentage of Minority Tracts	0.00%	0.00%
Number of Low Income Tracts	0	0
Percentage of Low Income Tracts	0.00%	0.00%
Number of Moderate Income Tracts	0	0
Percentage of Moderate Income Tracts	0.00%	0.00%
Number of Middle Income Tracts	6	7
Percentage of Middle Income Tracts	85.71%	100.00%
Number of Upper Income Tracts	1	0
Percentage of Upper Income Tracts	14.29%	0.00%
Number of NA Income Tracts	0	0
Percentage of NA Income Tracts	0.00%	0.00%

York, PENNSYLVANIA

Census Tract	2021		2022		Change in Tract Income Class from 2021 through 2022
	Tract Income Class	Minority Tract	Tract Income Class	Minority Tract	
42133000100	LOW	YES	LOW	YES	No Change
42133000200	LOW	YES	LOW	YES	No Change
42133000300	LOW	YES	LOW	YES	No Change
42133000400	LOW	NO	MODERATE	YES	LOW to MODERATE
42133000500	LOW	YES	MODERATE	YES	LOW to MODERATE
42133000600	MODERATE	YES	LOW	YES	MODERATE to LOW
42133000700	LOW	YES	LOW	YES	No Change
42133000800	MIDDLE	YES	MIDDLE	YES	No Change
42133000900	LOW	NO	LOW	YES	No Change
42133001000	LOW	YES	LOW	YES	No Change
42133001100	LOW	YES	LOW	YES	No Change
42133001200	LOW	YES	LOW	YES	No Change
42133001300	MODERATE	NO	MIDDLE	YES	MODERATE to MIDDLE
42133001400	MODERATE	NO	MODERATE	NO	No Change
42133001500	LOW	YES	LOW	YES	No Change
42133001600	LOW	YES	LOW	YES	No Change
42133010110	MIDDLE	NO			Not Applicable
42133010120	MIDDLE	NO	MIDDLE	NO	No Change
42133010130	UPPER	NO	UPPER	NO	No Change
42133010131			MIDDLE	NO	Not Applicable
42133010132			MIDDLE	NO	Not Applicable
42133010210	MIDDLE	NO	MIDDLE	NO	No Change
42133010220	MIDDLE	NO	MIDDLE	NO	No Change
42133010300	MIDDLE	NO	MIDDLE	NO	No Change
42133010400	MIDDLE	NO	MIDDLE	NO	No Change
42133010510	UPPER	NO	UPPER	NO	No Change
42133010520	UPPER	NO	UPPER	NO	No Change



York, PENNSYLVANIA

Census Tract	2021		2022		Change in Tract Income Class from 2021 through 2022
	Tract Income Class	Minority Tract	Tract Income Class	Minority Tract	
42133020100	MIDDLE	NO	UPPER	NO	MIDDLE to UPPER
42133020220	UPPER	NO	UPPER	NO	No Change
42133020221	UPPER	NO	UPPER	NO	No Change
42133020222	UPPER	NO	MIDDLE	NO	UPPER to MIDDLE
42133020310	UPPER	NO	MIDDLE	NO	UPPER to MIDDLE
42133020320	MIDDLE	NO			Not Applicable
42133020321			MIDDLE	NO	Not Applicable
42133020322			MIDDLE	NO	Not Applicable
42133020410	MIDDLE	NO	MIDDLE	NO	No Change
42133020420	MIDDLE	NO			Not Applicable
42133020421			MIDDLE	NO	Not Applicable
42133020422			UPPER	NO	Not Applicable
42133020510	MIDDLE	NO	MIDDLE	NO	No Change
42133020521	MIDDLE	NO			Not Applicable
42133020522	MIDDLE	NO	MIDDLE	NO	No Change
42133020523			MIDDLE	NO	Not Applicable
42133020524			MIDDLE	NO	Not Applicable
42133020600	MIDDLE	NO			Not Applicable
42133020601			MIDDLE	NO	Not Applicable
42133020602			MIDDLE	NO	Not Applicable
42133020710	MIDDLE	NO	MIDDLE	NO	No Change
42133020720	MIDDLE	NO			Not Applicable
42133020721			MIDDLE	NO	Not Applicable
42133020722			MIDDLE	NO	Not Applicable
42133020800	MIDDLE	NO			Not Applicable
42133020801			MIDDLE	NO	Not Applicable
42133020802			MIDDLE	NO	Not Applicable

York, PENNSYLVANIA

Census Tract	2021		2022		Change in Tract Income Class from 2021 through 2022
	Tract Income Class	Minority Tract	Tract Income Class	Minority Tract	
42133020910	MIDDLE	NO	MIDDLE	NO	No Change
42133020921	MIDDLE	NO	MIDDLE	NO	No Change
42133020922	MIDDLE	NO	MIDDLE	NO	No Change
42133021010	MIDDLE	NO	MIDDLE	NO	No Change
42133021020	MIDDLE	NO	MIDDLE	NO	No Change
42133021100	MIDDLE	NO	MIDDLE	NO	No Change
42133021210	MIDDLE	NO			Not Applicable
42133021220	UPPER	NO			Not Applicable
42133021221			UPPER	NO	Not Applicable
42133021222			UPPER	NO	Not Applicable
42133021223			MODERATE	NO	Not Applicable
42133021224			UPPER	NO	Not Applicable
42133021300	MODERATE	NO	MODERATE	NO	No Change
42133021410	MIDDLE	NO	MIDDLE	NO	No Change
42133021420	MIDDLE	NO	UPPER	NO	MIDDLE to UPPER
42133021500	MODERATE	NO	MIDDLE	NO	MODERATE to MIDDLE
42133021600	MIDDLE	NO	MODERATE	NO	MIDDLE to MODERATE
42133021711	MIDDLE	NO	MIDDLE	NO	No Change
42133021712	MIDDLE	NO	MIDDLE	NO	No Change
42133021720	MIDDLE	NO	MIDDLE	NO	No Change
42133021801	MIDDLE	NO	MIDDLE	NO	No Change
42133021802	UPPER	NO	MIDDLE	NO	UPPER to MIDDLE
42133021900	MIDDLE	NO			Not Applicable
42133021901			MIDDLE	NO	Not Applicable
42133021902			MIDDLE	NO	Not Applicable
42133022000	MIDDLE	NO	MODERATE	NO	MIDDLE to MODERATE
42133022100	LOW	NO	MODERATE	NO	LOW to MODERATE



York, PENNSYLVANIA

Census Tract	2021		2022		Change in Tract Income Class from 2021 through 2022
	Tract Income Class	Minority Tract	Tract Income Class	Minority Tract	
42133022200	MIDDLE	NO	MIDDLE	NO	No Change
42133022300	MIDDLE	NO	MIDDLE	NO	No Change
42133022401	UPPER	NO	MIDDLE	NO	UPPER to MIDDLE
42133022402	UPPER	NO			Not Applicable
42133022403			MIDDLE	NO	Not Applicable
42133022404			MIDDLE	NO	Not Applicable
42133022500	MIDDLE	NO	MIDDLE	NO	No Change
42133022600	UPPER	NO			Not Applicable
42133022601			UPPER	NO	Not Applicable
42133022602			UPPER	NO	Not Applicable
42133022700	MIDDLE	NO			Not Applicable
42133022701			UPPER	NO	Not Applicable
42133022702			MIDDLE	NO	Not Applicable
42133022800	MIDDLE	NO			Not Applicable
42133022801			MIDDLE	NO	Not Applicable
42133022802			MIDDLE	NO	Not Applicable
42133022910	MIDDLE	NO			Not Applicable
42133022920	MIDDLE	NO	MIDDLE	NO	No Change
42133022921			MODERATE	NO	Not Applicable
42133022922			UPPER	NO	Not Applicable
42133022923			MIDDLE	NO	Not Applicable
42133023000	MIDDLE	NO	MODERATE	NO	MIDDLE to MODERATE
42133023100	MODERATE	NO	MIDDLE	NO	MODERATE to MIDDLE
42133023200	MIDDLE	NO	MIDDLE	NO	No Change
42133023301	UPPER	NO	UPPER	NO	No Change
42133023302	MIDDLE	NO	UPPER	NO	MIDDLE to UPPER
42133023400	MIDDLE	NO	MIDDLE	NO	No Change

York, PENNSYLVANIA


Census Tract	2021		2022		Change in Tract Income Class from 2021 through 2022
	Tract Income Class	Minority Tract	Tract Income Class	Minority Tract	
42133023500	MIDDLE	NO	MIDDLE	NO	No Change
42133023601	MODERATE	NO	MODERATE	NO	No Change
42133023602	MIDDLE	NO	MIDDLE	NO	No Change
42133023710	MIDDLE	NO	MIDDLE	NO	No Change
42133023721	MIDDLE	NO	MIDDLE	NO	No Change
42133023722	MIDDLE	NO	MIDDLE	NO	No Change
42133023810	MIDDLE	NO	MIDDLE	NO	No Change
42133023821	UPPER	NO	MIDDLE	NO	UPPER to MIDDLE
42133023822	UPPER	NO			Not Applicable
42133023823			UPPER	NO	Not Applicable
42133023824			MIDDLE	NO	Not Applicable
42133023901	MIDDLE	NO			Not Applicable
42133023902	MIDDLE	NO	MIDDLE	NO	No Change
42133023903			MIDDLE	NO	Not Applicable
42133023904			UPPER	NO	Not Applicable
42133024001	MIDDLE	NO	MIDDLE	NO	No Change
42133024002	MIDDLE	NO	MIDDLE	NO	No Change



York, PENNSYLVANIA

Census Tract	2021		2022		Change in Tract Income Class from 2021 through 2022
	Tract Income Class	Minority Tract	Tract Income Class	Minority Tract	

Summary Data: York	2021	2022
Number of Census Tracts	90	108
Number of Minority Tracts	12	15
Percentage of Minority Tracts	13.33%	13.89%
Number of Low Income Tracts	13	11
Percentage of Low Income Tracts	14.44%	10.19%
Number of Moderate Income Tracts	7	11
Percentage of Moderate Income Tracts	7.78%	10.19%
Number of Middle Income Tracts	55	67
Percentage of Middle Income Tracts	61.11%	62.04%
Number of Upper Income Tracts	15	19
Percentage of Upper Income Tracts	16.67%	17.59%
Number of NA Income Tracts	0	0
Percentage of NA Income Tracts	0.00%	0.00%



Summary Data: PENNSYLVANIA	2021	2022
Number of Census Tracts	3,218	3,446
Number of Minority Tracts	476	577
Percentage of Minority Tracts	14.79%	16.74%
Number of Low Income Tracts	232	206
Percentage of Low Income Tracts	7.21%	5.98%
Number of Moderate Income Tracts	660	711
Percentage of Moderate Income Tracts	20.51%	20.63%
Number of Middle Income Tracts	1,580	1,630
Percentage of Middle Income Tracts	49.10%	47.30%
Number of Upper Income Tracts	699	813
Percentage of Upper Income Tracts	21.72%	23.59%
Number of NA Income Tracts	47	86
Percentage of NA Income Tracts	1.46%	2.50%

