

# GeoDataVision Report D-1 Census Tract Reference Book 2022

Tract Income Classification and Minority Status—Based on Census data released by the FFIEC April 2022

## Baker, OREGON

Census Tract	Tract Income Class	Minority Tract
41001950100	MIDDLE	NO
41001950200	MIDDLE	NO
41001950300	MODERATE	NO
41001950400	MIDDLE	NO
41001950500	MIDDLE	NO
41001950600	MODERATE	NO

### Summary Data: Baker

Number of Census Tracts	6
Number of Minority Tracts	0
Percentage of Minority Tracts	0.00%
Number of Low Income Tracts	0
Percentage of Low Income Tracts	0.00%
Number of Moderate Income Tracts	2
Percentage of Moderate Income Tracts	33.33%
Number of Middle Income Tracts	4
Percentage of Middle Income Tracts	66.67%
Number of Upper Income Tracts	0
Percentage of Upper Income Tracts	0.00%
Number of NA Income Tracts	0
Percentage of NA Income Tracts	0.00%

## Benton, OREGON

Census Tract	Tract Income Class	Minority Tract
41003000101	MODERATE	NO
41003000102	MIDDLE	NO
41003000202	UPPER	NO
41003000401	UPPER	NO
41003000402	MIDDLE	NO
41003000500	MIDDLE	NO
41003000600	MODERATE	NO
41003000900	UPPER	NO
41003001001	MODERATE	NO
41003001002	MIDDLE	NO
41003001101	NA	NO
41003001102	UPPER	NO
41003010101	UPPER	NO
41003010102	UPPER	NO
41003010200	MIDDLE	NO
41003010300	MIDDLE	NO
41003010400	MIDDLE	NO
41003010601	MIDDLE	NO
41003010602	LOW	NO
41003010702	MIDDLE	NO
41003010800	MIDDLE	NO
41003010900	MIDDLE	NO

## Benton, OREGON

Census Tract	Tract Income Class	Minority Tract
<b>Summary Data: Benton</b>		
Number of Census Tracts		22
Number of Minority Tracts		0
Percentage of Minority Tracts		0.00%
Number of Low Income Tracts		1
Percentage of Low Income Tracts		4.55%
Number of Moderate Income Tracts		3
Percentage of Moderate Income Tracts		13.64%
Number of Middle Income Tracts		11
Percentage of Middle Income Tracts		50.00%
Number of Upper Income Tracts		6
Percentage of Upper Income Tracts		27.27%
Number of NA Income Tracts		1
Percentage of NA Income Tracts		4.55%

## Clackamas, OREGON

Census Tract	Tract Income Class	Minority Tract
41005020101	UPPER	NO
41005020102	UPPER	NO
41005020201	UPPER	NO
41005020202	UPPER	NO

**Clackamas, OREGON**

Census Tract	Tract Income Class	Minority Tract
41005020302	UPPER	NO
41005020303	UPPER	NO
41005020304	UPPER	NO
41005020401	UPPER	NO
41005020403	UPPER	NO
41005020404	UPPER	NO
41005020503	UPPER	NO
41005020504	UPPER	NO
41005020505	UPPER	NO
41005020506	UPPER	NO
41005020507	UPPER	NO
41005020601	UPPER	NO
41005020602	UPPER	NO
41005020700	UPPER	NO
41005020800	MODERATE	NO
41005020900	MODERATE	NO
41005021000	MIDDLE	NO
41005021100	MIDDLE	NO
41005021200	MIDDLE	NO
41005021300	MODERATE	NO
41005021400	MIDDLE	NO
41005021500	MIDDLE	NO
41005021601	MODERATE	NO
41005021602	MODERATE	NO
41005021700	MIDDLE	NO
41005021801	UPPER	NO
41005021802	MODERATE	NO

**Clackamas, OREGON**

Census Tract	Tract Income Class	Minority Tract
41005021900	MODERATE	NO
41005022000	MIDDLE	NO
41005022101	MIDDLE	NO
41005022105	MIDDLE	NO
41005022107	MODERATE	NO
41005022108	MIDDLE	NO
41005022109	MIDDLE	NO
41005022110	MIDDLE	NO
41005022201	LOW	NO
41005022205	UPPER	NO
41005022206	UPPER	NO
41005022207	UPPER	NO
41005022208	UPPER	NO
41005022301	MIDDLE	NO
41005022302	MIDDLE	NO
41005022400	MIDDLE	NO
41005022501	MIDDLE	NO
41005022502	MIDDLE	NO
41005022602	MIDDLE	NO
41005022603	MIDDLE	NO
41005022605	MIDDLE	NO
41005022606	MIDDLE	NO
41005022702	UPPER	NO
41005022707	UPPER	NO
41005022708	UPPER	NO
41005022710	MIDDLE	NO
41005022800	MIDDLE	NO

**Clackamas, OREGON**

Census Tract	Tract Income Class	Minority Tract
41005022901	MIDDLE	NO
41005022904	MODERATE	NO
41005022905	MIDDLE	NO
41005022906	MIDDLE	NO
41005022907	MODERATE	NO
41005023001	MIDDLE	NO
41005023002	MIDDLE	NO
41005023100	MIDDLE	NO
41005023201	UPPER	NO
41005023202	MIDDLE	NO
41005023300	MIDDLE	NO
41005023401	MIDDLE	NO
41005023403	MIDDLE	NO
41005023404	MIDDLE	NO
41005023500	MIDDLE	NO
41005023600	MIDDLE	NO
41005023700	MIDDLE	NO
41005023800	MIDDLE	NO
41005023901	MIDDLE	NO
41005023902	MODERATE	NO
41005024000	MIDDLE	NO
41005024100	MIDDLE	NO
41005024200	MODERATE	NO
41005024302	MIDDLE	NO
41005024303	MODERATE	NO
41005024304	MIDDLE	NO
41005024401	MODERATE	NO



**Clackamas, OREGON**

Census Tract	Tract Income Class	Minority Tract
41005024402	MIDDLE	NO
41005980000	NA	NO

**Summary Data: Clackamas**

Number of Census Tracts	87
Number of Minority Tracts	0
Percentage of Minority Tracts	0.00%
Number of Low Income Tracts	1
Percentage of Low Income Tracts	1.15%
Number of Moderate Income Tracts	14
Percentage of Moderate Income Tracts	16.09%
Number of Middle Income Tracts	44
Percentage of Middle Income Tracts	50.57%
Number of Upper Income Tracts	27
Percentage of Upper Income Tracts	31.03%
Number of NA Income Tracts	1
Percentage of NA Income Tracts	1.15%

**Clatsop, OREGON**

Census Tract	Tract Income Class	Minority Tract
41007950100	MIDDLE	NO
41007950200	UPPER	NO
41007950300	MIDDLE	NO

**Clatsop, OREGON**

Census Tract	Tract Income Class	Minority Tract
41007950400	UPPER	NO
41007950500	UPPER	NO
41007950600	MIDDLE	NO
41007950700	UPPER	NO
41007950900	MIDDLE	NO
41007951100	UPPER	NO
41007951200	MIDDLE	NO
41007951300	UPPER	NO
41007990000	NA	NO

**Summary Data: Clatsop**

Number of Census Tracts	12
Number of Minority Tracts	0
Percentage of Minority Tracts	0.00%
Number of Low Income Tracts	0
Percentage of Low Income Tracts	0.00%
Number of Moderate Income Tracts	0
Percentage of Moderate Income Tracts	0.00%
Number of Middle Income Tracts	5
Percentage of Middle Income Tracts	41.67%
Number of Upper Income Tracts	6
Percentage of Upper Income Tracts	50.00%
Number of NA Income Tracts	1
Percentage of NA Income Tracts	8.33%

**Columbia, OREGON**

Census Tract	Tract Income Class	Minority Tract
41009970201	MIDDLE	NO
41009970202	MODERATE	NO
41009970300	MIDDLE	NO
41009970400	MODERATE	NO
41009970500	MIDDLE	NO
41009970600	MIDDLE	NO
41009970700	MODERATE	NO
41009970800	MIDDLE	NO
41009970900	MIDDLE	NO
41009971000	MIDDLE	NO
41009971100	MODERATE	NO

**Columbia, OREGON**

Census Tract	Tract Income Class	Minority Tract
<b>Summary Data: Columbia</b>		
Number of Census Tracts		11
Number of Minority Tracts		0
Percentage of Minority Tracts		0.00%
Number of Low Income Tracts		0
Percentage of Low Income Tracts		0.00%
Number of Moderate Income Tracts		4
Percentage of Moderate Income Tracts		36.36%
Number of Middle Income Tracts		7
Percentage of Middle Income Tracts		63.64%
Number of Upper Income Tracts		0
Percentage of Upper Income Tracts		0.00%
Number of NA Income Tracts		0
Percentage of NA Income Tracts		0.00%

**Coos, OREGON**

Census Tract	Tract Income Class	Minority Tract
41011000401	UPPER	NO
41011000402	UPPER	NO
41011000502	MIDDLE	NO
41011000503	MIDDLE	NO
41011000505	MIDDLE	NO
41011000506	MODERATE	NO
41011000600	UPPER	NO
41011000701	MIDDLE	NO
41011000702	MIDDLE	NO
41011000800	UPPER	NO
41011000901	MIDDLE	NO
41011000902	MODERATE	NO
41011001001	MIDDLE	NO
41011001002	MODERATE	NO
41011001101	MODERATE	NO
41011001102	MIDDLE	NO
41011990101	NA	NO

**Coos, OREGON**

Census Tract	Tract Income Class	Minority Tract
<b>Summary Data: Coos</b>		
Number of Census Tracts		22
Number of Minority Tracts		0
Percentage of Minority Tracts		0.00%
Number of Low Income Tracts		0
Percentage of Low Income Tracts		0.00%
Number of Moderate Income Tracts		4
Percentage of Moderate Income Tracts		18.18%
Number of Middle Income Tracts		11
Percentage of Middle Income Tracts		50.00%
Number of Upper Income Tracts		6
Percentage of Upper Income Tracts		27.27%
Number of NA Income Tracts		1
Percentage of NA Income Tracts		4.55%

**Coos, OREGON**

Census Tract	Tract Income Class	Minority Tract
41011000101	MIDDLE	NO
41011000102	MIDDLE	NO
41011000103	UPPER	NO
41011000200	UPPER	NO
41011000300	MIDDLE	NO

**Crook, OREGON**

Census Tract	Tract Income Class	Minority Tract
41013950101	UPPER	NO
41013950102	MIDDLE	NO
41013950200	MIDDLE	NO
41013950301	UPPER	NO
41013950302	LOW	NO



**Crook, OREGON**

Census Tract	Tract Income Class	Minority Tract
41013950401	MIDDLE	NO
41013950402	MIDDLE	NO

**Summary Data: Crook**

Number of Census Tracts	7
Number of Minority Tracts	0
Percentage of Minority Tracts	0.00%
Number of Low Income Tracts	1
Percentage of Low Income Tracts	14.29%
Number of Moderate Income Tracts	0
Percentage of Moderate Income Tracts	0.00%
Number of Middle Income Tracts	4
Percentage of Middle Income Tracts	57.14%
Number of Upper Income Tracts	2
Percentage of Upper Income Tracts	28.57%
Number of NA Income Tracts	0
Percentage of NA Income Tracts	0.00%

**Curry, OREGON**

Census Tract	Tract Income Class	Minority Tract
41015950100	MODERATE	NO
41015950201	MIDDLE	NO
41015950202	UPPER	NO

**Curry, OREGON**

Census Tract	Tract Income Class	Minority Tract
41015950301	MIDDLE	NO
41015950302	UPPER	NO
41015950401	MIDDLE	NO
41015950402	MIDDLE	NO
41015990101	NA	NO

**Summary Data: Curry**

Number of Census Tracts	8
Number of Minority Tracts	0
Percentage of Minority Tracts	0.00%
Number of Low Income Tracts	0
Percentage of Low Income Tracts	0.00%
Number of Moderate Income Tracts	1
Percentage of Moderate Income Tracts	12.50%
Number of Middle Income Tracts	4
Percentage of Middle Income Tracts	50.00%
Number of Upper Income Tracts	2
Percentage of Upper Income Tracts	25.00%
Number of NA Income Tracts	1
Percentage of NA Income Tracts	12.50%

**Deschutes, OREGON**

Census Tract	Tract Income Class	Minority Tract
--------------	--------------------	----------------

**Deschutes, OREGON**

Census Tract	Tract Income Class	Minority Tract
41017000100	UPPER	NO
41017000201	MODERATE	NO
41017000202	MODERATE	NO
41017000301	MIDDLE	NO
41017000302	MIDDLE	NO
41017000401	MIDDLE	NO
41017000403	MIDDLE	NO
41017000404	MIDDLE	NO
41017000501	MIDDLE	NO
41017000502	MIDDLE	NO
41017000601	MIDDLE	NO
41017000602	UPPER	NO
41017000603	UPPER	NO
41017000701	MIDDLE	NO
41017000702	MIDDLE	NO
41017000800	MIDDLE	NO
41017000901	MIDDLE	NO
41017000902	MODERATE	NO
41017001002	MIDDLE	NO
41017001003	MIDDLE	NO
41017001004	MIDDLE	NO
41017001005	MIDDLE	NO
41017001101	MIDDLE	NO
41017001102	UPPER	NO
41017001200	UPPER	NO
41017001301	UPPER	NO
41017001302	UPPER	NO



**Deschutes, OREGON**

Census Tract	Tract Income Class	Minority Tract
41017001401	UPPER	NO
41017001402	MIDDLE	NO
41017001501	MODERATE	NO
41017001502	UPPER	NO
41017001601	MIDDLE	NO
41017001602	MIDDLE	NO
41017001701	MIDDLE	NO
41017001702	MIDDLE	NO
41017001801	MODERATE	NO
41017001802	MODERATE	NO
41017001901	MIDDLE	NO
41017001903	MIDDLE	NO
41017001904	UPPER	NO
41017002001	UPPER	NO
41017002002	MODERATE	NO
41017002101	MODERATE	NO
41017002102	UPPER	NO
41017002103	MIDDLE	NO

**Deschutes, OREGON**

Census Tract	Tract Income Class	Minority Tract
<b>Summary Data: Deschutes</b>		
<b>Number of Census Tracts</b>		45
<b>Number of Minority Tracts</b>		0
<b>Percentage of Minority Tracts</b>		0.00%
<b>Number of Low Income Tracts</b>		0
<b>Percentage of Low Income Tracts</b>		0.00%
<b>Number of Moderate Income Tracts</b>		8
<b>Percentage of Moderate Income Tracts</b>		17.78%
<b>Number of Middle Income Tracts</b>		25
<b>Percentage of Middle Income Tracts</b>		55.56%
<b>Number of Upper Income Tracts</b>		12
<b>Percentage of Upper Income Tracts</b>		26.67%
<b>Number of NA Income Tracts</b>		0
<b>Percentage of NA Income Tracts</b>		0.00%

**Douglas, OREGON**

Census Tract	Tract Income Class	Minority Tract
41019010000	MIDDLE	NO
41019020000	MIDDLE	NO
41019030000	MIDDLE	NO
41019040000	MIDDLE	NO
41019050001	MIDDLE	NO

**Douglas, OREGON**

Census Tract	Tract Income Class	Minority Tract
41019050003	MIDDLE	NO
41019050004	MIDDLE	NO
41019060000	UPPER	NO
41019070000	MIDDLE	NO
41019080001	MIDDLE	NO
41019080002	MIDDLE	NO
41019090001	MIDDLE	NO
41019090002	UPPER	NO
41019100000	MIDDLE	NO
41019110000	MIDDLE	NO
41019120001	MIDDLE	NO
41019120002	MODERATE	NO
41019130001	MODERATE	NO
41019130002	MIDDLE	NO
41019140000	MIDDLE	NO
41019150001	MIDDLE	NO
41019150002	MIDDLE	NO
41019160001	MIDDLE	NO
41019160002	MODERATE	NO
41019170000	MIDDLE	NO
41019180000	MIDDLE	NO
41019190000	MIDDLE	NO
41019200000	MODERATE	NO
41019210000	MODERATE	NO
41019990000	NA	NO



**Douglas, OREGON**

Census Tract	Tract Income Class	Minority Tract
<b>Summary Data: Douglas</b>		
Number of Census Tracts		30
Number of Minority Tracts		0
Percentage of Minority Tracts		0.00%
Number of Low Income Tracts		0
Percentage of Low Income Tracts		0.00%
Number of Moderate Income Tracts		5
Percentage of Moderate Income Tracts		16.67%
Number of Middle Income Tracts		22
Percentage of Middle Income Tracts		73.33%
Number of Upper Income Tracts		2
Percentage of Upper Income Tracts		6.67%
Number of NA Income Tracts		1
Percentage of NA Income Tracts		3.33%

**Gilliam, OREGON**

Census Tract	Tract Income Class	Minority Tract
41021960100	MIDDLE	NO

**Gilliam, OREGON**

Census Tract	Tract Income Class	Minority Tract
<b>Summary Data: Gilliam</b>		
Number of Census Tracts		1
Number of Minority Tracts		0
Percentage of Minority Tracts		0.00%
Number of Low Income Tracts		0
Percentage of Low Income Tracts		0.00%
Number of Moderate Income Tracts		0
Percentage of Moderate Income Tracts		0.00%
Number of Middle Income Tracts		1
Percentage of Middle Income Tracts		100.00%
Number of Upper Income Tracts		0
Percentage of Upper Income Tracts		0.00%
Number of NA Income Tracts		0
Percentage of NA Income Tracts		0.00%

**Grant, OREGON**


Census Tract	Tract Income Class	Minority Tract
41023960100	MIDDLE	NO
41023960201	MIDDLE	NO
41023960202	MIDDLE	NO

**Grant, OREGON**

Census Tract	Tract Income Class	Minority Tract
<b>Summary Data: Grant</b>		
Number of Census Tracts		3
Number of Minority Tracts		0
Percentage of Minority Tracts		0.00%
Number of Low Income Tracts		0
Percentage of Low Income Tracts		0.00%
Number of Moderate Income Tracts		0
Percentage of Moderate Income Tracts		0.00%
Number of Middle Income Tracts		3
Percentage of Middle Income Tracts		100.00%
Number of Upper Income Tracts		0
Percentage of Upper Income Tracts		0.00%
Number of NA Income Tracts		0
Percentage of NA Income Tracts		0.00%

**Harney, OREGON**

Census Tract	Tract Income Class	Minority Tract
41025960101	MIDDLE	NO
41025960102	MODERATE	NO
41025960200	MIDDLE	NO





**Harney, OREGON**

Census Tract	Tract Income Class	Minority Tract
<b>Summary Data: Harney</b>		
Number of Census Tracts		3
Number of Minority Tracts		0
Percentage of Minority Tracts		0.00%
Number of Low Income Tracts		0
Percentage of Low Income Tracts		0.00%
Number of Moderate Income Tracts		1
Percentage of Moderate Income Tracts		33.33%
Number of Middle Income Tracts		2
Percentage of Middle Income Tracts		66.67%
Number of Upper Income Tracts		0
Percentage of Upper Income Tracts		0.00%
Number of NA Income Tracts		0
Percentage of NA Income Tracts		0.00%

**Hood River, OREGON**

Census Tract	Tract Income Class	Minority Tract
41027950100	MIDDLE	NO
41027950201	UPPER	NO
41027950202	UPPER	NO
41027950301	MIDDLE	NO
41027950302	UPPER	NO

**Hood River, OREGON**

Census Tract	Tract Income Class	Minority Tract
41027950400	MIDDLE	YES
<b>Summary Data: Hood River</b>		
Number of Census Tracts		6
Number of Minority Tracts		1
Percentage of Minority Tracts		16.67%
Number of Low Income Tracts		0
Percentage of Low Income Tracts		0.00%
Number of Moderate Income Tracts		0
Percentage of Moderate Income Tracts		0.00%
Number of Middle Income Tracts		3
Percentage of Middle Income Tracts		50.00%
Number of Upper Income Tracts		3
Percentage of Upper Income Tracts		50.00%
Number of NA Income Tracts		0
Percentage of NA Income Tracts		0.00%

**Jackson, OREGON**

Census Tract	Tract Income Class	Minority Tract
41029000100	LOW	NO
41029000201	MODERATE	NO
41029000202	MODERATE	NO
41029000203	MODERATE	NO

**Jackson, OREGON**

Census Tract	Tract Income Class	Minority Tract
41029000300	MODERATE	NO
41029000403	UPPER	NO
41029000404	MIDDLE	NO
41029000405	MIDDLE	NO
41029000406	MIDDLE	NO
41029000501	MIDDLE	NO
41029000502	MODERATE	NO
41029000603	UPPER	NO
41029000604	MIDDLE	NO
41029000605	MIDDLE	NO
41029000606	UPPER	NO
41029000701	MIDDLE	NO
41029000702	MIDDLE	NO
41029000800	MIDDLE	NO
41029000901	UPPER	NO
41029000902	MIDDLE	NO
41029001001	MIDDLE	NO
41029001002	MIDDLE	NO
41029001100	MIDDLE	NO
41029001200	MODERATE	NO
41029001301	MIDDLE	NO
41029001303	MODERATE	NO
41029001304	UPPER	NO
41029001401	MIDDLE	NO
41029001402	UPPER	NO
41029001403	MIDDLE	NO
41029001500	UPPER	NO





**Jackson, OREGON**

Census Tract	Tract Income Class	Minority Tract
41029001601	MODERATE	NO
41029001602	MIDDLE	NO
41029001701	MIDDLE	NO
41029001702	MIDDLE	NO
41029001801	MIDDLE	NO
41029001802	MIDDLE	NO
41029001900	MIDDLE	NO
41029002000	UPPER	NO
41029002100	UPPER	NO
41029002200	UPPER	NO
41029002300	MIDDLE	NO
41029002400	MIDDLE	NO
41029002500	UPPER	NO
41029002600	MIDDLE	NO
41029002701	MIDDLE	NO
41029002702	MODERATE	NO
41029002800	MIDDLE	NO
41029002901	MODERATE	NO
41029002902	MIDDLE	NO
41029003001	MIDDLE	NO
41029003002	UPPER	NO

**Jackson, OREGON**

Census Tract	Tract Income Class	Minority Tract
<b>Summary Data: Jackson</b>		
<b>Number of Census Tracts</b>		52
<b>Number of Minority Tracts</b>		0
<b>Percentage of Minority Tracts</b>		0.00%
<b>Number of Low Income Tracts</b>		1
<b>Percentage of Low Income Tracts</b>		1.92%
<b>Number of Moderate Income Tracts</b>		10
<b>Percentage of Moderate Income Tracts</b>		19.23%
<b>Number of Middle Income Tracts</b>		29
<b>Percentage of Middle Income Tracts</b>		55.77%
<b>Number of Upper Income Tracts</b>		12
<b>Percentage of Upper Income Tracts</b>		23.08%
<b>Number of NA Income Tracts</b>		0
<b>Percentage of NA Income Tracts</b>		0.00%

**Jefferson, OREGON**

Census Tract	Tract Income Class	Minority Tract
41031940000	MODERATE	YES
41031960100	UPPER	NO
41031960201	MIDDLE	YES
41031960202	MIDDLE	NO
41031960301	MIDDLE	NO

**Jefferson, OREGON**

Census Tract	Tract Income Class	Minority Tract
41031960303	MIDDLE	NO
41031960304	MIDDLE	NO
41031960305	MIDDLE	NO
<b>Summary Data: Jefferson</b>		
<b>Number of Census Tracts</b>		8
<b>Number of Minority Tracts</b>		2
<b>Percentage of Minority Tracts</b>		25.00%
<b>Number of Low Income Tracts</b>		0
<b>Percentage of Low Income Tracts</b>		0.00%
<b>Number of Moderate Income Tracts</b>		1
<b>Percentage of Moderate Income Tracts</b>		12.50%
<b>Number of Middle Income Tracts</b>		6
<b>Percentage of Middle Income Tracts</b>		75.00%
<b>Number of Upper Income Tracts</b>		1
<b>Percentage of Upper Income Tracts</b>		12.50%
<b>Number of NA Income Tracts</b>		0
<b>Percentage of NA Income Tracts</b>		0.00%

**Josephine, OREGON**

Census Tract	Tract Income Class	Minority Tract
41033360100	MIDDLE	NO
41033360300	MIDDLE	NO



**Josephine, OREGON**

Census Tract	Tract Income Class	Minority Tract
41033360400	UPPER	NO
41033360500	MIDDLE	NO
41033360601	MIDDLE	NO
41033360602	UPPER	NO
41033360701	MODERATE	NO
41033360703	MODERATE	NO
41033360704	MIDDLE	NO
41033360800	MIDDLE	NO
41033360900	NA	NO
41033361000	UPPER	NO
41033361101	MIDDLE	NO
41033361102	MIDDLE	NO
41033361201	MODERATE	NO
41033361202	MIDDLE	NO
41033361301	UPPER	NO
41033361302	UPPER	NO
41033361400	MIDDLE	NO
41033361500	MIDDLE	NO
41033361601	MODERATE	NO
41033361602	MIDDLE	NO

**Josephine, OREGON**

Census Tract	Tract Income Class	Minority Tract
<b>Summary Data: Josephine</b>		
<b>Number of Census Tracts</b>		22
<b>Number of Minority Tracts</b>		0
<b>Percentage of Minority Tracts</b>		0.00%
<b>Number of Low Income Tracts</b>		0
<b>Percentage of Low Income Tracts</b>		0.00%
<b>Number of Moderate Income Tracts</b>		4
<b>Percentage of Moderate Income Tracts</b>		18.18%
<b>Number of Middle Income Tracts</b>		12
<b>Percentage of Middle Income Tracts</b>		54.55%
<b>Number of Upper Income Tracts</b>		5
<b>Percentage of Upper Income Tracts</b>		22.73%
<b>Number of NA Income Tracts</b>		1
<b>Percentage of NA Income Tracts</b>		4.55%

**Klamath, OREGON**

Census Tract	Tract Income Class	Minority Tract
41035970100	MODERATE	NO
41035970201	LOW	NO
41035970202	MIDDLE	NO
41035970300	MIDDLE	NO
41035970400	UPPER	NO

**Klamath, OREGON**

Census Tract	Tract Income Class	Minority Tract
41035970500	MODERATE	NO
41035970600	UPPER	NO
41035970700	MIDDLE	NO
41035970800	MIDDLE	NO
41035970901	UPPER	NO
41035970902	MODERATE	NO
41035971000	UPPER	NO
41035971100	MIDDLE	NO
41035971200	MODERATE	NO
41035971300	MIDDLE	NO
41035971400	MIDDLE	NO
41035971500	MODERATE	NO
41035971600	MODERATE	NO
41035971700	MIDDLE	NO
41035971800	MODERATE	NO
41035971900	MODERATE	NO
41035972000	UPPER	NO



**Klamath, OREGON**

Census Tract	Tract Income Class	Minority Tract
<b>Summary Data: Klamath</b>		
Number of Census Tracts		22
Number of Minority Tracts		0
Percentage of Minority Tracts		0.00%
Number of Low Income Tracts		1
Percentage of Low Income Tracts		4.55%
Number of Moderate Income Tracts		8
Percentage of Moderate Income Tracts		36.36%
Number of Middle Income Tracts		8
Percentage of Middle Income Tracts		36.36%
Number of Upper Income Tracts		5
Percentage of Upper Income Tracts		22.73%
Number of NA Income Tracts		0
Percentage of NA Income Tracts		0.00%

**Lake, OREGON**

Census Tract	Tract Income Class	Minority Tract
41037960100	MODERATE	NO
41037960200	MIDDLE	NO

**Lake, OREGON**

Census Tract	Tract Income Class	Minority Tract
<b>Summary Data: Lake</b>		
Number of Census Tracts		2
Number of Minority Tracts		0
Percentage of Minority Tracts		0.00%
Number of Low Income Tracts		0
Percentage of Low Income Tracts		0.00%
Number of Moderate Income Tracts		1
Percentage of Moderate Income Tracts		50.00%
Number of Middle Income Tracts		1
Percentage of Middle Income Tracts		50.00%
Number of Upper Income Tracts		0
Percentage of Upper Income Tracts		0.00%
Number of NA Income Tracts		0
Percentage of NA Income Tracts		0.00%

**Lane, OREGON**

Census Tract	Tract Income Class	Minority Tract
41039000100	MIDDLE	NO
41039000200	UPPER	NO
41039000300	MIDDLE	NO
41039000402	MIDDLE	NO
41039000403	MIDDLE	NO

**Lane, OREGON**

Census Tract	Tract Income Class	Minority Tract
41039000404	MIDDLE	NO
41039000500	MODERATE	NO
41039000702	MIDDLE	NO
41039000705	MODERATE	NO
41039000706	MIDDLE	NO
41039000707	MIDDLE	NO
41039000708	MIDDLE	NO
41039000800	UPPER	NO
41039000902	MIDDLE	NO
41039000903	MODERATE	NO
41039000904	MIDDLE	NO
41039001001	MIDDLE	NO
41039001002	MIDDLE	NO
41039001101	MIDDLE	NO
41039001102	MIDDLE	NO
41039001201	MIDDLE	NO
41039001202	MODERATE	NO
41039001301	MODERATE	NO
41039001302	MIDDLE	NO
41039001400	MIDDLE	NO
41039001500	MODERATE	NO
41039001600	MIDDLE	NO
41039001700	UPPER	NO
41039001801	MIDDLE	NO
41039001803	MIDDLE	NO
41039001804	UPPER	NO
41039001902	MODERATE	NO



Lane, OREGON

Census Tract	Tract Income Class	Minority Tract
41039001903	MIDDLE	NO
41039001904	MIDDLE	NO
41039002001	UPPER	NO
41039002002	MIDDLE	NO
41039002101	MIDDLE	NO
41039002103	MODERATE	NO
41039002104	MODERATE	NO
41039002201	UPPER	NO
41039002203	UPPER	NO
41039002204	UPPER	NO
41039002301	MIDDLE	NO
41039002302	MIDDLE	NO
41039002401	UPPER	NO
41039002403	MIDDLE	NO
41039002404	MIDDLE	NO
41039002501	MIDDLE	NO
41039002504	MODERATE	NO
41039002505	MIDDLE	NO
41039002506	UPPER	NO
41039002600	MODERATE	NO
41039002700	MIDDLE	NO
41039002800	MIDDLE	NO
41039002902	MIDDLE	NO
41039002903	UPPER	NO
41039002904	UPPER	NO
41039003000	MIDDLE	NO
41039003101	UPPER	NO

Lane, OREGON

Census Tract	Tract Income Class	Minority Tract
41039003103	UPPER	NO
41039003104	MODERATE	NO
41039003201	MODERATE	NO
41039003202	MIDDLE	NO
41039003301	MODERATE	NO
41039003302	MODERATE	NO
41039003400	MODERATE	NO
41039003500	MIDDLE	NO
41039003600	UPPER	NO
41039003700	MIDDLE	NO
41039003801	NA	NO
41039003802	UPPER	NO
41039003900	MODERATE	NO
41039004000	MODERATE	NO
41039004100	MIDDLE	NO
41039004200	MODERATE	NO
41039004300	MIDDLE	NO
41039004403	MODERATE	NO
41039004404	MIDDLE	NO
41039004405	UPPER	NO
41039004406	MIDDLE	NO
41039004407	MODERATE	NO
41039004501	MIDDLE	NO
41039004502	NA	NO
41039004600	MIDDLE	NO
41039004700	UPPER	NO
41039004800	MODERATE	NO

Lane, OREGON

Census Tract	Tract Income Class	Minority Tract
41039004900	UPPER	NO
41039005000	UPPER	NO
41039005100	MODERATE	NO
41039005200	UPPER	NO
41039005300	UPPER	NO
41039005400	UPPER	NO
41039990000	NA	NO

Summary Data: Lane

Number of Census Tracts	93
Number of Minority Tracts	0
Percentage of Minority Tracts	0.00%
Number of Low Income Tracts	0
Percentage of Low Income Tracts	0.00%
Number of Moderate Income Tracts	23
Percentage of Moderate Income Tracts	24.73%
Number of Middle Income Tracts	44
Percentage of Middle Income Tracts	47.31%
Number of Upper Income Tracts	23
Percentage of Upper Income Tracts	24.73%
Number of NA Income Tracts	3
Percentage of NA Income Tracts	3.23%

**Lincoln, OREGON**

Census Tract	Tract Income Class	Minority Tract
41041950100	MODERATE	NO
41041950303	MIDDLE	NO
41041950304	MIDDLE	NO
41041950401	MIDDLE	NO
41041950402	MIDDLE	NO
41041950601	MIDDLE	NO
41041950602	MIDDLE	NO
41041950800	MIDDLE	NO
41041950900	MIDDLE	NO
41041951000	MIDDLE	NO
41041951100	UPPER	NO
41041951200	MIDDLE	NO
41041951300	MIDDLE	NO
41041951400	MIDDLE	NO
41041951500	MIDDLE	NO
41041951600	MIDDLE	NO
41041951700	MIDDLE	NO
41041951800	MIDDLE	NO
41041990100	NA	NO

**Lincoln, OREGON**

Census Tract	Tract Income Class	Minority Tract
<b>Summary Data: Lincoln</b>		
<b>Number of Census Tracts</b>		19
<b>Number of Minority Tracts</b>		0
<b>Percentage of Minority Tracts</b>		0.00%
<b>Number of Low Income Tracts</b>		0
<b>Percentage of Low Income Tracts</b>		0.00%
<b>Number of Moderate Income Tracts</b>		1
<b>Percentage of Moderate Income Tracts</b>		5.26%
<b>Number of Middle Income Tracts</b>		16
<b>Percentage of Middle Income Tracts</b>		84.21%
<b>Number of Upper Income Tracts</b>		1
<b>Percentage of Upper Income Tracts</b>		5.26%
<b>Number of NA Income Tracts</b>		1
<b>Percentage of NA Income Tracts</b>		5.26%

**Linn, OREGON**

Census Tract	Tract Income Class	Minority Tract
41043020101	UPPER	NO
41043020102	MIDDLE	NO
41043020103	MIDDLE	NO
41043020200	MIDDLE	NO
41043020300	UPPER	NO

**Linn, OREGON**

Census Tract	Tract Income Class	Minority Tract
41043020400	MODERATE	NO
41043020500	MODERATE	NO
41043020601	UPPER	NO
41043020602	MIDDLE	NO
41043020700	MIDDLE	NO
41043020801	MIDDLE	NO
41043020802	MIDDLE	NO
41043030100	MIDDLE	NO
41043030201	MIDDLE	NO
41043030202	MIDDLE	NO
41043030300	MIDDLE	NO
41043030401	MIDDLE	NO
41043030403	MODERATE	NO
41043030404	MIDDLE	NO
41043030500	UPPER	NO
41043030600	MIDDLE	NO
41043030700	UPPER	NO
41043030801	MODERATE	NO
41043030802	MIDDLE	NO
41043030903	MIDDLE	NO
41043030904	MIDDLE	NO
41043030905	MIDDLE	NO
41043030906	UPPER	NO



**Linn, OREGON**

Census Tract	Tract Income Class	Minority Tract
<b>Summary Data: Linn</b>		
Number of Census Tracts		28
Number of Minority Tracts		0
Percentage of Minority Tracts		0.00%
Number of Low Income Tracts		0
Percentage of Low Income Tracts		0.00%
Number of Moderate Income Tracts		4
Percentage of Moderate Income Tracts		14.29%
Number of Middle Income Tracts		18
Percentage of Middle Income Tracts		64.29%
Number of Upper Income Tracts		6
Percentage of Upper Income Tracts		21.43%
Number of NA Income Tracts		0
Percentage of NA Income Tracts		0.00%

**Malheur, OREGON**

Census Tract	Tract Income Class	Minority Tract
41045940000	NA	NO
41045970200	MIDDLE	NO
41045970300	MODERATE	NO
41045970400	MODERATE	YES
41045970500	MIDDLE	YES

**Malheur, OREGON**

Census Tract	Tract Income Class	Minority Tract
41045970600	MIDDLE	NO
41045970700	MIDDLE	NO
41045970900	UPPER	NO
<b>Summary Data: Malheur</b>		
Number of Census Tracts		8
Number of Minority Tracts		2
Percentage of Minority Tracts		25.00%
Number of Low Income Tracts		0
Percentage of Low Income Tracts		0.00%
Number of Moderate Income Tracts		2
Percentage of Moderate Income Tracts		25.00%
Number of Middle Income Tracts		4
Percentage of Middle Income Tracts		50.00%
Number of Upper Income Tracts		1
Percentage of Upper Income Tracts		12.50%
Number of NA Income Tracts		1
Percentage of NA Income Tracts		12.50%

**Marion, OREGON**

Census Tract	Tract Income Class	Minority Tract
41047000200	UPPER	NO
41047000300	MODERATE	NO

**Marion, OREGON**

Census Tract	Tract Income Class	Minority Tract
41047000400	MODERATE	NO
41047000501	MODERATE	YES
41047000502	LOW	YES
41047000600	MIDDLE	NO
41047000702	MODERATE	NO
41047000703	LOW	YES
41047000900	MIDDLE	NO
41047001000	MODERATE	NO
41047001100	MIDDLE	NO
41047001200	MIDDLE	NO
41047001300	UPPER	NO
41047001401	MIDDLE	NO
41047001402	MIDDLE	NO
41047001501	MIDDLE	NO
41047001502	MIDDLE	NO
41047001503	MODERATE	NO
41047001601	MIDDLE	NO
41047001603	MIDDLE	YES
41047001605	LOW	YES
41047001606	MIDDLE	YES
41047001607	MODERATE	YES
41047001608	MIDDLE	YES
41047001701	MODERATE	YES
41047001702	MODERATE	YES
41047001703	MIDDLE	NO
41047001801	MODERATE	YES
41047001802	MIDDLE	YES



**Marion, OREGON**

Census Tract	Tract Income Class	Minority Tract
41047001803	MIDDLE	NO
41047002001	UPPER	NO
41047002002	MIDDLE	NO
41047002101	MIDDLE	NO
41047002102	MIDDLE	NO
41047002201	MIDDLE	NO
41047002202	UPPER	NO
41047002301	MIDDLE	NO
41047002303	MIDDLE	NO
41047002304	UPPER	NO
41047002400	UPPER	NO
41047002502	MIDDLE	NO
41047002503	MIDDLE	NO
41047002504	UPPER	NO
41047002600	UPPER	NO
41047002701	UPPER	NO
41047002702	UPPER	NO
41047002800	MIDDLE	NO
41047010100	UPPER	NO
41047010201	MIDDLE	NO
41047010202	MIDDLE	NO
41047010303	MIDDLE	YES
41047010304	MIDDLE	YES
41047010305	MIDDLE	YES
41047010307	MIDDLE	NO
41047010308	MIDDLE	YES
41047010309	LOW	YES

**Marion, OREGON**

Census Tract	Tract Income Class	Minority Tract
41047010400	MIDDLE	NO
41047010501	MIDDLE	NO
41047010502	MIDDLE	NO
41047010503	MIDDLE	NO
41047010600	MIDDLE	NO
41047010701	MIDDLE	NO
41047010702	UPPER	NO
41047010801	UPPER	NO
41047010802	MIDDLE	NO

**Summary Data: Marion**

<b>Number of Census Tracts</b>	65
<b>Number of Minority Tracts</b>	17
<b>Percentage of Minority Tracts</b>	26.15%
<b>Number of Low Income Tracts</b>	4
<b>Percentage of Low Income Tracts</b>	6.15%
<b>Number of Moderate Income Tracts</b>	10
<b>Percentage of Moderate Income Tracts</b>	15.38%
<b>Number of Middle Income Tracts</b>	38
<b>Percentage of Middle Income Tracts</b>	58.46%
<b>Number of Upper Income Tracts</b>	13
<b>Percentage of Upper Income Tracts</b>	20.00%
<b>Number of NA Income Tracts</b>	0
<b>Percentage of NA Income Tracts</b>	0.00%

**Morrow, OREGON**

Census Tract	Tract Income Class	Minority Tract
41049970101	MIDDLE	YES
41049970102	MIDDLE	NO
41049970200	MIDDLE	NO

**Summary Data: Morrow**

<b>Number of Census Tracts</b>	3
<b>Number of Minority Tracts</b>	1
<b>Percentage of Minority Tracts</b>	33.33%
<b>Number of Low Income Tracts</b>	0
<b>Percentage of Low Income Tracts</b>	0.00%
<b>Number of Moderate Income Tracts</b>	0
<b>Percentage of Moderate Income Tracts</b>	0.00%
<b>Number of Middle Income Tracts</b>	3
<b>Percentage of Middle Income Tracts</b>	100.00%
<b>Number of Upper Income Tracts</b>	0
<b>Percentage of Upper Income Tracts</b>	0.00%
<b>Number of NA Income Tracts</b>	0
<b>Percentage of NA Income Tracts</b>	0.00%

**Multnomah, OREGON**

Census Tract	Tract Income Class	Minority Tract
41051000101	UPPER	NO
41051000102	UPPER	NO






Multnomah, OREGON		
Census Tract	Tract Income Class	Minority Tract
41051000201	UPPER	NO
41051000202	MIDDLE	NO
41051000301	MIDDLE	NO
41051000302	UPPER	NO
41051000401	MIDDLE	NO
41051000402	MIDDLE	NO
41051000501	MIDDLE	NO
41051000502	MIDDLE	NO
41051000601	MODERATE	YES
41051000602	MODERATE	YES
41051000701	MIDDLE	NO
41051000702	MIDDLE	NO
41051000801	UPPER	NO
41051000802	MIDDLE	NO
41051000901	UPPER	NO
41051000902	MIDDLE	NO
41051001000	MIDDLE	NO
41051001101	MIDDLE	NO
41051001102	UPPER	NO
41051001202	UPPER	NO
41051001203	MIDDLE	NO
41051001204	MODERATE	NO
41051001301	UPPER	NO
41051001302	UPPER	NO
41051001400	UPPER	NO
41051001500	UPPER	NO
41051001601	MIDDLE	NO

Multnomah, OREGON		
Census Tract	Tract Income Class	Minority Tract
41051001602	MODERATE	NO
41051001702	MIDDLE	NO
41051001703	MODERATE	NO
41051001704	MIDDLE	NO
41051001801	UPPER	NO
41051001802	MIDDLE	NO
41051001900	UPPER	NO
41051002001	MODERATE	NO
41051002002	MIDDLE	NO
41051002101	UPPER	NO
41051002102	MODERATE	NO
41051002203	MIDDLE	NO
41051002303	MIDDLE	NO
41051002401	UPPER	NO
41051002402	UPPER	NO
41051002501	UPPER	NO
41051002502	MIDDLE	NO
41051002600	UPPER	NO
41051002701	UPPER	NO
41051002702	MIDDLE	NO
41051002801	UPPER	NO
41051002802	UPPER	NO
41051002901	MIDDLE	NO
41051002902	MIDDLE	NO
41051002903	MIDDLE	NO
41051003000	UPPER	NO
41051003100	UPPER	NO

Multnomah, OREGON		
Census Tract	Tract Income Class	Minority Tract
41051003200	UPPER	NO
41051003301	MODERATE	NO
41051003302	MIDDLE	NO
41051003401	MIDDLE	NO
41051003402	UPPER	NO
41051003501	MIDDLE	NO
41051003502	MIDDLE	NO
41051003601	MIDDLE	NO
41051003602	UPPER	NO
41051003603	MIDDLE	NO
41051003701	MIDDLE	NO
41051003702	UPPER	NO
41051003801	MIDDLE	NO
41051003802	UPPER	NO
41051003803	MIDDLE	NO
41051003902	MIDDLE	NO
41051003903	MIDDLE	NO
41051003904	MIDDLE	NO
41051004002	MIDDLE	NO
41051004003	MODERATE	YES
41051004102	MIDDLE	NO
41051004103	MIDDLE	NO
41051004104	LOW	YES
41051004200	MIDDLE	NO
41051004300	UPPER	NO
41051004500	UPPER	NO
41051004601	UPPER	NO



**Multnomah, OREGON**

Census Tract	Tract Income Class	Minority Tract
41051004602	UPPER	NO
41051004700	UPPER	NO
41051004800	MIDDLE	NO
41051004901	UPPER	NO
41051004902	LOW	NO
41051005001	UPPER	NO
41051005002	UPPER	NO
41051005101	UPPER	NO
41051005102	UPPER	NO
41051005103	MIDDLE	NO
41051005201	UPPER	NO
41051005202	MIDDLE	NO
41051005500	MIDDLE	NO
41051005601	MIDDLE	NO
41051005602	MODERATE	NO
41051005701	UPPER	NO
41051005702	MIDDLE	NO
41051005800	UPPER	NO
41051005901	UPPER	NO
41051005902	UPPER	NO
41051005903	UPPER	NO
41051006001	UPPER	NO
41051006002	UPPER	NO
41051006100	UPPER	NO
41051006200	UPPER	NO
41051006300	UPPER	NO
41051006402	UPPER	NO

**Multnomah, OREGON**

Census Tract	Tract Income Class	Minority Tract
41051006403	MIDDLE	NO
41051006404	UPPER	NO
41051006501	UPPER	NO
41051006502	UPPER	NO
41051006601	UPPER	NO
41051006602	MIDDLE	NO
41051006701	UPPER	NO
41051006702	MIDDLE	NO
41051006801	UPPER	NO
41051006802	UPPER	NO
41051006900	UPPER	NO
41051007001	UPPER	NO
41051007002	UPPER	NO
41051007100	MIDDLE	NO
41051007201	MIDDLE	NO
41051007202	MIDDLE	NO
41051007300	MIDDLE	NO
41051007400	MODERATE	YES
41051007500	MIDDLE	NO
41051007600	MODERATE	YES
41051007700	MODERATE	NO
41051007800	MIDDLE	NO
41051007900	MODERATE	NO
41051008001	MODERATE	NO
41051008002	MIDDLE	NO
41051008100	MODERATE	NO
41051008201	MIDDLE	NO

**Multnomah, OREGON**

Census Tract	Tract Income Class	Minority Tract
41051008203	MODERATE	NO
41051008204	LOW	YES
41051008301	MODERATE	YES
41051008302	MODERATE	NO
41051008400	MODERATE	NO
41051008500	MODERATE	NO
41051008600	MODERATE	NO
41051008700	MIDDLE	NO
41051008800	MODERATE	NO
41051008902	MIDDLE	NO
41051008903	MIDDLE	NO
41051008904	MODERATE	NO
41051009001	MODERATE	YES
41051009002	LOW	YES
41051009101	MODERATE	YES
41051009102	MIDDLE	NO
41051009202	MODERATE	YES
41051009203	MODERATE	NO
41051009204	MODERATE	YES
41051009301	MODERATE	YES
41051009302	MODERATE	NO
41051009400	MODERATE	NO
41051009501	MODERATE	YES
41051009502	MODERATE	NO
41051009603	MODERATE	NO
41051009604	MODERATE	YES
41051009605	MODERATE	YES



**Multnomah, OREGON**

Census Tract	Tract Income Class	Minority Tract
41051009606	MODERATE	YES
41051009701	MODERATE	NO
41051009703	MODERATE	NO
41051009704	LOW	NO
41051009801	LOW	YES
41051009803	MODERATE	NO
41051009804	MODERATE	NO
41051009903	MIDDLE	NO
41051009904	MIDDLE	NO
41051009905	MIDDLE	NO
41051009906	UPPER	NO
41051009907	MIDDLE	NO
41051010001	LOW	NO
41051010002	MIDDLE	NO
41051010101	MODERATE	NO
41051010102	MIDDLE	NO
41051010200	MIDDLE	NO
41051010303	MIDDLE	NO
41051010304	MODERATE	YES
41051010305	MIDDLE	NO
41051010306	MIDDLE	NO
41051010402	MIDDLE	NO
41051010405	MODERATE	NO
41051010407	MIDDLE	NO
41051010408	LOW	NO
41051010410	LOW	NO
41051010411	MODERATE	NO

**Multnomah, OREGON**

Census Tract	Tract Income Class	Minority Tract
41051010412	MIDDLE	NO
41051010413	MIDDLE	NO
41051010500	MIDDLE	NO
41051010601	NA	NO
41051010602	UPPER	NO
41051980000	NA	NO

**Summary Data: Multnomah**

<b>Number of Census Tracts</b>	197
<b>Number of Minority Tracts</b>	20
<b>Percentage of Minority Tracts</b>	10.15%
<b>Number of Low Income Tracts</b>	9
<b>Percentage of Low Income Tracts</b>	4.57%
<b>Number of Moderate Income Tracts</b>	46
<b>Percentage of Moderate Income Tracts</b>	23.35%
<b>Number of Middle Income Tracts</b>	77
<b>Percentage of Middle Income Tracts</b>	39.09%
<b>Number of Upper Income Tracts</b>	63
<b>Percentage of Upper Income Tracts</b>	31.98%
<b>Number of NA Income Tracts</b>	2
<b>Percentage of NA Income Tracts</b>	1.02%

**Polk, OREGON**

Census Tract	Tract Income Class	Minority Tract
41053005100	MODERATE	NO
41053005203	MIDDLE	NO
41053005204	UPPER	NO
41053005205	UPPER	NO
41053005206	MODERATE	NO
41053005301	UPPER	NO
41053005302	UPPER	NO
41053020202	MIDDLE	NO
41053020203	MODERATE	NO
41053020204	UPPER	NO
41053020303	MIDDLE	NO
41053020304	MIDDLE	NO
41053020305	MIDDLE	NO
41053020306	UPPER	NO
41053020400	MIDDLE	NO
41053020500	UPPER	NO

**Polk, OREGON**

Census Tract	Tract Income Class	Minority Tract
<b>Summary Data: Polk</b>		
Number of Census Tracts		16
Number of Minority Tracts		0
Percentage of Minority Tracts		0.00%
Number of Low Income Tracts		0
Percentage of Low Income Tracts		0.00%
Number of Moderate Income Tracts		3
Percentage of Moderate Income Tracts		18.75%
Number of Middle Income Tracts		6
Percentage of Middle Income Tracts		37.50%
Number of Upper Income Tracts		7
Percentage of Upper Income Tracts		43.75%
Number of NA Income Tracts		0
Percentage of NA Income Tracts		0.00%

**Sherman, OREGON**

Census Tract	Tract Income Class	Minority Tract
41055950100	MIDDLE	NO

**Sherman, OREGON**

Census Tract	Tract Income Class	Minority Tract
<b>Summary Data: Sherman</b>		
Number of Census Tracts		1
Number of Minority Tracts		0
Percentage of Minority Tracts		0.00%
Number of Low Income Tracts		0
Percentage of Low Income Tracts		0.00%
Number of Moderate Income Tracts		0
Percentage of Moderate Income Tracts		0.00%
Number of Middle Income Tracts		1
Percentage of Middle Income Tracts		100.00%
Number of Upper Income Tracts		0
Percentage of Upper Income Tracts		0.00%
Number of NA Income Tracts		0
Percentage of NA Income Tracts		0.00%

**Tillamook, OREGON**

Census Tract	Tract Income Class	Minority Tract
41057960101	MIDDLE	NO
41057960102	MIDDLE	NO
41057960200	MIDDLE	NO
41057960300	MIDDLE	NO
41057960401	UPPER	NO

**Tillamook, OREGON**

Census Tract	Tract Income Class	Minority Tract
41057960402	MIDDLE	NO
41057960500	MODERATE	NO
41057960600	MIDDLE	NO
41057960700	MIDDLE	NO
41057960800	UPPER	NO
41057990100	NA	NO
<b>Summary Data: Tillamook</b>		
Number of Census Tracts		11
Number of Minority Tracts		0
Percentage of Minority Tracts		0.00%
Number of Low Income Tracts		0
Percentage of Low Income Tracts		0.00%
Number of Moderate Income Tracts		1
Percentage of Moderate Income Tracts		9.09%
Number of Middle Income Tracts		7
Percentage of Middle Income Tracts		63.64%
Number of Upper Income Tracts		2
Percentage of Upper Income Tracts		18.18%
Number of NA Income Tracts		1
Percentage of NA Income Tracts		9.09%



**Umatilla, OREGON**

Census Tract	Tract Income Class	Minority Tract
41059940000	MIDDLE	YES
41059950100	MIDDLE	NO
41059950201	MIDDLE	YES
41059950202	MIDDLE	NO
41059950300	MIDDLE	NO
41059950400	UPPER	NO
41059950500	MIDDLE	NO
41059950601	MIDDLE	NO
41059950602	UPPER	NO
41059950700	MIDDLE	NO
41059950800	MIDDLE	NO
41059950900	MIDDLE	YES
41059951000	MIDDLE	YES
41059951100	MIDDLE	NO
41059951201	MIDDLE	YES
41059951202	UPPER	NO
41059951300	MIDDLE	NO
41059951400	UPPER	NO

**Umatilla, OREGON**

Census Tract	Tract Income Class	Minority Tract
<b>Summary Data: Umatilla</b>		
<b>Number of Census Tracts</b>		18
<b>Number of Minority Tracts</b>		5
<b>Percentage of Minority Tracts</b>		27.78%
<b>Number of Low Income Tracts</b>		0
<b>Percentage of Low Income Tracts</b>		0.00%
<b>Number of Moderate Income Tracts</b>		0
<b>Percentage of Moderate Income Tracts</b>		0.00%
<b>Number of Middle Income Tracts</b>		14
<b>Percentage of Middle Income Tracts</b>		77.78%
<b>Number of Upper Income Tracts</b>		4
<b>Percentage of Upper Income Tracts</b>		22.22%
<b>Number of NA Income Tracts</b>		0
<b>Percentage of NA Income Tracts</b>		0.00%

**Union, OREGON**

Census Tract	Tract Income Class	Minority Tract
41061970100	MIDDLE	NO
41061970200	MIDDLE	NO
41061970300	MIDDLE	NO
41061970400	MIDDLE	NO
41061970500	MIDDLE	NO

**Union, OREGON**

Census Tract	Tract Income Class	Minority Tract
41061970600	UPPER	NO
41061970700	MODERATE	NO
41061970800	MIDDLE	NO
<b>Summary Data: Union</b>		
<b>Number of Census Tracts</b>		8
<b>Number of Minority Tracts</b>		0
<b>Percentage of Minority Tracts</b>		0.00%
<b>Number of Low Income Tracts</b>		0
<b>Percentage of Low Income Tracts</b>		0.00%
<b>Number of Moderate Income Tracts</b>		1
<b>Percentage of Moderate Income Tracts</b>		12.50%
<b>Number of Middle Income Tracts</b>		6
<b>Percentage of Middle Income Tracts</b>		75.00%
<b>Number of Upper Income Tracts</b>		1
<b>Percentage of Upper Income Tracts</b>		12.50%
<b>Number of NA Income Tracts</b>		0
<b>Percentage of NA Income Tracts</b>		0.00%

**Wallowa, OREGON**

Census Tract	Tract Income Class	Minority Tract
41063960100	MIDDLE	NO
41063960200	MIDDLE	NO



**Wallowa, OREGON**

Census Tract	Tract Income Class	Minority Tract
41063960300	MIDDLE	NO

**Summary Data: Wallowa**

Number of Census Tracts	3
Number of Minority Tracts	0
Percentage of Minority Tracts	0.00%
Number of Low Income Tracts	0
Percentage of Low Income Tracts	0.00%
Number of Moderate Income Tracts	0
Percentage of Moderate Income Tracts	0.00%
Number of Middle Income Tracts	3
Percentage of Middle Income Tracts	100.00%
Number of Upper Income Tracts	0
Percentage of Upper Income Tracts	0.00%
Number of NA Income Tracts	0
Percentage of NA Income Tracts	0.00%

**Wasco, OREGON**

Census Tract	Tract Income Class	Minority Tract
41065970100	MIDDLE	NO
41065970200	MODERATE	NO
41065970300	UPPER	NO
41065970400	MIDDLE	NO

**Wasco, OREGON**

Census Tract	Tract Income Class	Minority Tract
41065970500	MIDDLE	NO
41065970600	MIDDLE	NO
41065970700	MIDDLE	NO
41065970800	MIDDLE	NO

**Summary Data: Wasco**

Number of Census Tracts	8
Number of Minority Tracts	0
Percentage of Minority Tracts	0.00%
Number of Low Income Tracts	0
Percentage of Low Income Tracts	0.00%
Number of Moderate Income Tracts	1
Percentage of Moderate Income Tracts	12.50%
Number of Middle Income Tracts	6
Percentage of Middle Income Tracts	75.00%
Number of Upper Income Tracts	1
Percentage of Upper Income Tracts	12.50%
Number of NA Income Tracts	0
Percentage of NA Income Tracts	0.00%

**Washington, OREGON**

Census Tract	Tract Income Class	Minority Tract
41067030103	MIDDLE	NO

**Washington, OREGON**

Census Tract	Tract Income Class	Minority Tract
41067030104	UPPER	NO
41067030105	MIDDLE	NO
41067030106	UPPER	NO
41067030200	UPPER	NO
41067030300	UPPER	NO
41067030401	MIDDLE	NO
41067030402	UPPER	NO
41067030501	MIDDLE	NO
41067030502	UPPER	NO
41067030600	MIDDLE	NO
41067030700	MODERATE	NO
41067030801	MIDDLE	NO
41067030803	MIDDLE	NO
41067030805	MIDDLE	NO
41067030806	UPPER	NO
41067030900	MODERATE	NO
41067031005	MODERATE	NO
41067031007	UPPER	NO
41067031008	MIDDLE	NO
41067031009	UPPER	NO
41067031010	UPPER	NO
41067031011	MODERATE	NO
41067031012	MIDDLE	NO
41067031100	MODERATE	YES
41067031201	MODERATE	NO
41067031202	MODERATE	YES
41067031301	MIDDLE	NO



Washington, OREGON

Census Tract	Tract Income Class	Minority Tract
41067031302	MIDDLE	YES
41067031402	MODERATE	YES
41067031403	MIDDLE	NO
41067031404	MIDDLE	NO
41067031504	MIDDLE	NO
41067031506	MIDDLE	NO
41067031507	UPPER	NO
41067031509	UPPER	YES
41067031511	UPPER	NO
41067031514	UPPER	NO
41067031515	UPPER	NO
41067031516	UPPER	NO
41067031517	MIDDLE	NO
41067031518	UPPER	NO
41067031519	UPPER	YES
41067031520	UPPER	YES
41067031606	MODERATE	YES
41067031612	MODERATE	NO
41067031614	MIDDLE	YES
41067031615	MODERATE	NO
41067031616	MIDDLE	NO
41067031617	MODERATE	YES
41067031618	MIDDLE	NO
41067031619	MIDDLE	YES
41067031620	MIDDLE	NO
41067031621	UPPER	NO
41067031622	MIDDLE	YES

Washington, OREGON

Census Tract	Tract Income Class	Minority Tract
41067031623	MIDDLE	YES
41067031624	MIDDLE	YES
41067031625	MIDDLE	YES
41067031626	MODERATE	YES
41067031703	MODERATE	NO
41067031705	MODERATE	YES
41067031706	MODERATE	YES
41067031707	MIDDLE	NO
41067031708	MODERATE	NO
41067031804	UPPER	NO
41067031806	MIDDLE	NO
41067031807	MIDDLE	NO
41067031813	UPPER	NO
41067031814	UPPER	NO
41067031816	MIDDLE	NO
41067031817	UPPER	NO
41067031818	MIDDLE	NO
41067031819	MIDDLE	NO
41067031820	UPPER	NO
41067031821	UPPER	NO
41067031904	UPPER	NO
41067031909	UPPER	NO
41067031911	MIDDLE	NO
41067031912	UPPER	NO
41067031913	MIDDLE	NO
41067031914	MODERATE	NO
41067031915	UPPER	NO

Washington, OREGON

Census Tract	Tract Income Class	Minority Tract
41067031916	UPPER	NO
41067031917	UPPER	NO
41067031918	UPPER	NO
41067032001	MIDDLE	NO
41067032003	MODERATE	NO
41067032004	MIDDLE	NO
41067032005	MODERATE	YES
41067032104	UPPER	NO
41067032107	UPPER	NO
41067032108	UPPER	NO
41067032109	UPPER	NO
41067032110	MIDDLE	NO
41067032111	UPPER	NO
41067032112	MIDDLE	NO
41067032201	UPPER	NO
41067032202	UPPER	NO
41067032301	MIDDLE	NO
41067032302	MIDDLE	NO
41067032404	MIDDLE	NO
41067032407	MIDDLE	NO
41067032409	LOW	YES
41067032410	MIDDLE	YES
41067032411	MIDDLE	NO
41067032412	MIDDLE	NO
41067032413	MIDDLE	NO
41067032414	UPPER	NO
41067032501	MODERATE	YES





**Washington, OREGON**

Census Tract	Tract Income Class	Minority Tract
41067032502	MIDDLE	NO
41067032503	MIDDLE	NO
41067032603	MIDDLE	NO
41067032604	MIDDLE	NO
41067032606	MODERATE	NO
41067032608	UPPER	NO
41067032609	UPPER	NO
41067032610	MIDDLE	NO
41067032611	UPPER	YES
41067032612	UPPER	NO
41067032700	UPPER	NO
41067032800	UPPER	NO
41067032901	MIDDLE	YES
41067032903	MODERATE	YES
41067032904	MODERATE	YES
41067033000	MIDDLE	NO
41067033101	MIDDLE	NO
41067033102	MIDDLE	NO
41067033201	MODERATE	YES
41067033202	MODERATE	NO
41067033301	MIDDLE	NO
41067033302	UPPER	NO
41067033400	MIDDLE	NO
41067033500	MIDDLE	NO
41067033600	MIDDLE	NO

**Washington, OREGON**

Census Tract	Tract Income Class	Minority Tract
<b>Summary Data: Washington</b>		
<b>Number of Census Tracts</b>		134
<b>Number of Minority Tracts</b>		27
<b>Percentage of Minority Tracts</b>		20.15%
<b>Number of Low Income Tracts</b>		1
<b>Percentage of Low Income Tracts</b>		0.75%
<b>Number of Moderate Income Tracts</b>		26
<b>Percentage of Moderate Income Tracts</b>		19.40%
<b>Number of Middle Income Tracts</b>		59
<b>Percentage of Middle Income Tracts</b>		44.03%
<b>Number of Upper Income Tracts</b>		48
<b>Percentage of Upper Income Tracts</b>		35.82%
<b>Number of NA Income Tracts</b>		0
<b>Percentage of NA Income Tracts</b>		0.00%

**Wheeler, OREGON**

Census Tract	Tract Income Class	Minority Tract
41069960100	MIDDLE	NO

**Wheeler, OREGON**

Census Tract	Tract Income Class	Minority Tract
<b>Summary Data: Wheeler</b>		
<b>Number of Census Tracts</b>		1
<b>Number of Minority Tracts</b>		0
<b>Percentage of Minority Tracts</b>		0.00%
<b>Number of Low Income Tracts</b>		0
<b>Percentage of Low Income Tracts</b>		0.00%
<b>Number of Moderate Income Tracts</b>		0
<b>Percentage of Moderate Income Tracts</b>		0.00%
<b>Number of Middle Income Tracts</b>		1
<b>Percentage of Middle Income Tracts</b>		100.00%
<b>Number of Upper Income Tracts</b>		0
<b>Percentage of Upper Income Tracts</b>		0.00%
<b>Number of NA Income Tracts</b>		0
<b>Percentage of NA Income Tracts</b>		0.00%

**Yamhill, OREGON**


Census Tract	Tract Income Class	Minority Tract
41071030101	UPPER	NO
41071030102	MIDDLE	NO
41071030201	MODERATE	NO
41071030202	MODERATE	NO
41071030302	UPPER	NO

**Yamhill, OREGON**

Census Tract	Tract Income Class	Minority Tract
41071030303	MIDDLE	NO
41071030304	MIDDLE	NO
41071030400	MIDDLE	NO
41071030501	MIDDLE	NO
41071030502	MODERATE	NO
41071030601	MODERATE	NO
41071030602	MIDDLE	NO
41071030702	MODERATE	NO
41071030703	MODERATE	NO
41071030704	MIDDLE	NO
41071030801	MODERATE	NO
41071030802	MODERATE	NO
41071030900	MODERATE	NO
41071031000	MIDDLE	NO

**Yamhill, OREGON**

Census Tract	Tract Income Class	Minority Tract
<b>Summary Data: Yamhill</b>		
<b>Number of Census Tracts</b>		19
<b>Number of Minority Tracts</b>		0
<b>Percentage of Minority Tracts</b>		0.00%
<b>Number of Low Income Tracts</b>		0
<b>Percentage of Low Income Tracts</b>		0.00%
<b>Number of Moderate Income Tracts</b>		9
<b>Percentage of Moderate Income Tracts</b>		47.37%
<b>Number of Middle Income Tracts</b>		8
<b>Percentage of Middle Income Tracts</b>		42.11%
<b>Number of Upper Income Tracts</b>		2
<b>Percentage of Upper Income Tracts</b>		10.53%
<b>Number of NA Income Tracts</b>		0
<b>Percentage of NA Income Tracts</b>		0.00%



<b>Assessment Area Summary Data:</b>	<b>Number of Census Tracts:</b>	1,001
--------------------------------------	---------------------------------	-------

Number of Minority Tracts	Number of Low Income Tracts	Number of Moderate Income Tracts	Number of Middle Income Tracts	Number of Upper Income Tracts	Number of NA Income Tracts
75	19	193	513	261	15

Percentage of Minority Tracts	Percentage of Low Income Tracts	Percentage of Moderate Income Tracts	Percentage of Middle Income Tracts	Percentage of Upper Income Tracts	Percentage of NA Income Tracts
7.49%	1.90%	19.28%	51.25%	26.07%	1.50%

