

GeoDataVision Report D-1 Census Tract Reference Book 2022

Tract Income Classification and Minority Status—Based on Census data released by the FFIEC April 2022

Adair, OKLAHOMA

Census Tract	Tract Income Class	Minority Tract
40001376600	MIDDLE	NO
40001376700	MIDDLE	YES
40001376800	MIDDLE	YES
40001376900	MODERATE	YES
40001377000	MODERATE	YES

Summary Data: Adair

Number of Census Tracts	5
Number of Minority Tracts	4
Percentage of Minority Tracts	80.00%
Number of Low Income Tracts	0
Percentage of Low Income Tracts	0.00%
Number of Moderate Income Tracts	2
Percentage of Moderate Income Tracts	40.00%
Number of Middle Income Tracts	3
Percentage of Middle Income Tracts	60.00%
Number of Upper Income Tracts	0
Percentage of Upper Income Tracts	0.00%
Number of NA Income Tracts	0
Percentage of NA Income Tracts	0.00%

Alfalfa, OKLAHOMA

Census Tract	Tract Income Class	Minority Tract
40003955600	UPPER	NO
40003955700	UPPER	NO
40003956000	MIDDLE	NO

Summary Data: Alfalfa

Number of Census Tracts	3
Number of Minority Tracts	0
Percentage of Minority Tracts	0.00%
Number of Low Income Tracts	0
Percentage of Low Income Tracts	0.00%
Number of Moderate Income Tracts	0
Percentage of Moderate Income Tracts	0.00%
Number of Middle Income Tracts	1
Percentage of Middle Income Tracts	33.33%
Number of Upper Income Tracts	2
Percentage of Upper Income Tracts	66.67%
Number of NA Income Tracts	0
Percentage of NA Income Tracts	0.00%

Atoka, OKLAHOMA

Census Tract	Tract Income Class	Minority Tract
40005587600	MIDDLE	NO

Atoka, OKLAHOMA

Census Tract	Tract Income Class	Minority Tract
40005587700	MODERATE	NO
40005587800	MIDDLE	NO
40005587900	MIDDLE	NO

Summary Data: Atoka

Number of Census Tracts	4
Number of Minority Tracts	0
Percentage of Minority Tracts	0.00%
Number of Low Income Tracts	0
Percentage of Low Income Tracts	0.00%
Number of Moderate Income Tracts	1
Percentage of Moderate Income Tracts	25.00%
Number of Middle Income Tracts	3
Percentage of Middle Income Tracts	75.00%
Number of Upper Income Tracts	0
Percentage of Upper Income Tracts	0.00%
Number of NA Income Tracts	0
Percentage of NA Income Tracts	0.00%

Beaver, OKLAHOMA

Census Tract	Tract Income Class	Minority Tract
40007951600	MIDDLE	NO

Beaver, OKLAHOMA

Census Tract	Tract Income Class	Minority Tract
40007951700	UPPER	NO
40007951800	MIDDLE	NO

Summary Data: Beaver

Number of Census Tracts	3
Number of Minority Tracts	0
Percentage of Minority Tracts	0.00%
Number of Low Income Tracts	0
Percentage of Low Income Tracts	0.00%
Number of Moderate Income Tracts	0
Percentage of Moderate Income Tracts	0.00%
Number of Middle Income Tracts	2
Percentage of Middle Income Tracts	66.67%
Number of Upper Income Tracts	1
Percentage of Upper Income Tracts	33.33%
Number of NA Income Tracts	0
Percentage of NA Income Tracts	0.00%

Beckham, OKLAHOMA

Census Tract	Tract Income Class	Minority Tract
40009966100	MIDDLE	NO
40009966200	UPPER	NO
40009966500	MIDDLE	NO

Beckham, OKLAHOMA

Census Tract	Tract Income Class	Minority Tract
40009966800	MIDDLE	NO

Summary Data: Beckham

Number of Census Tracts	4
Number of Minority Tracts	0
Percentage of Minority Tracts	0.00%
Number of Low Income Tracts	0
Percentage of Low Income Tracts	0.00%
Number of Moderate Income Tracts	0
Percentage of Moderate Income Tracts	0.00%
Number of Middle Income Tracts	3
Percentage of Middle Income Tracts	75.00%
Number of Upper Income Tracts	1
Percentage of Upper Income Tracts	25.00%
Number of NA Income Tracts	0
Percentage of NA Income Tracts	0.00%

Blaine, OKLAHOMA

Census Tract	Tract Income Class	Minority Tract
40011958600	MIDDLE	NO
40011958700	MIDDLE	NO
40011958800	UPPER	NO
40011958900	MODERATE	NO

Blaine, OKLAHOMA

Census Tract	Tract Income Class	Minority Tract
40011959000	MIDDLE	NO

Summary Data: Blaine

Number of Census Tracts	5
Number of Minority Tracts	0
Percentage of Minority Tracts	0.00%
Number of Low Income Tracts	0
Percentage of Low Income Tracts	0.00%
Number of Moderate Income Tracts	1
Percentage of Moderate Income Tracts	20.00%
Number of Middle Income Tracts	3
Percentage of Middle Income Tracts	60.00%
Number of Upper Income Tracts	1
Percentage of Upper Income Tracts	20.00%
Number of NA Income Tracts	0
Percentage of NA Income Tracts	0.00%

Bryan, OKLAHOMA

Census Tract	Tract Income Class	Minority Tract
40013795600	MIDDLE	NO
40013795700	MIDDLE	NO
40013795900	UPPER	NO
40013796002	MIDDLE	NO



Bryan, OKLAHOMA

Census Tract	Tract Income Class	Minority Tract
40013796003	MIDDLE	NO
40013796004	MIDDLE	NO
40013796101	MIDDLE	NO
40013796102	MIDDLE	NO
40013796200	MODERATE	NO
40013796300	MODERATE	NO
40013796400	MODERATE	YES
40013796500	MIDDLE	NO
40013796600	MIDDLE	NO

Summary Data: Bryan

Number of Census Tracts	13
Number of Minority Tracts	1
Percentage of Minority Tracts	7.69%
Number of Low Income Tracts	0
Percentage of Low Income Tracts	0.00%
Number of Moderate Income Tracts	3
Percentage of Moderate Income Tracts	23.08%
Number of Middle Income Tracts	9
Percentage of Middle Income Tracts	69.23%
Number of Upper Income Tracts	1
Percentage of Upper Income Tracts	7.69%
Number of NA Income Tracts	0
Percentage of NA Income Tracts	0.00%

Caddo, OKLAHOMA

Census Tract	Tract Income Class	Minority Tract
40015161601	UPPER	YES
40015161602	MIDDLE	NO
40015161700	MIDDLE	NO
40015161800	MIDDLE	NO
40015161900	MIDDLE	NO
40015162000	UPPER	NO
40015162101	MIDDLE	YES
40015162102	MODERATE	YES
40015162200	MIDDLE	NO
40015162300	MIDDLE	NO

Caddo, OKLAHOMA

Census Tract	Tract Income Class	Minority Tract
Summary Data: Caddo		
Number of Census Tracts		10
Number of Minority Tracts		3
Percentage of Minority Tracts		30.00%
Number of Low Income Tracts		0
Percentage of Low Income Tracts		0.00%
Number of Moderate Income Tracts		1
Percentage of Moderate Income Tracts		10.00%
Number of Middle Income Tracts		7
Percentage of Middle Income Tracts		70.00%
Number of Upper Income Tracts		2
Percentage of Upper Income Tracts		20.00%
Number of NA Income Tracts		0
Percentage of NA Income Tracts		0.00%

Canadian, OKLAHOMA

Census Tract	Tract Income Class	Minority Tract
40017300100	MODERATE	NO
40017300201	MIDDLE	NO
40017300202	UPPER	NO
40017300300	MODERATE	NO
40017300400	LOW	YES



Canadian, OKLAHOMA

Census Tract	Tract Income Class	Minority Tract
40017300500	MIDDLE	NO
40017300600	MODERATE	NO
40017300701	MIDDLE	NO
40017300702	UPPER	NO
40017300802	UPPER	NO
40017300803	UPPER	NO
40017300804	UPPER	NO
40017300805	UPPER	NO
40017300806	UPPER	NO
40017300901	MIDDLE	NO
40017300902	UPPER	NO
40017300904	MODERATE	NO
40017300905	UPPER	NO
40017301001	MIDDLE	NO
40017301003	MIDDLE	NO
40017301006	MIDDLE	NO
40017301010	MIDDLE	NO
40017301011	MIDDLE	NO
40017301012	UPPER	NO
40017301013	UPPER	NO
40017301014	UPPER	NO
40017301015	MODERATE	NO
40017301100	UPPER	NO
40017301201	MIDDLE	NO
40017301202	UPPER	NO
40017301301	UPPER	NO
40017301302	UPPER	NO

Canadian, OKLAHOMA

Census Tract	Tract Income Class	Minority Tract
40017301406	UPPER	NO
40017301407	UPPER	NO
40017301408	UPPER	NO
40017301409	MIDDLE	NO
40017301410	MIDDLE	NO

Summary Data: Canadian

Number of Census Tracts	37
Number of Minority Tracts	1
Percentage of Minority Tracts	2.70%
Number of Low Income Tracts	1
Percentage of Low Income Tracts	2.70%
Number of Moderate Income Tracts	5
Percentage of Moderate Income Tracts	13.51%
Number of Middle Income Tracts	12
Percentage of Middle Income Tracts	32.43%
Number of Upper Income Tracts	19
Percentage of Upper Income Tracts	51.35%
Number of NA Income Tracts	0
Percentage of NA Income Tracts	0.00%

Carter, OKLAHOMA

Census Tract	Tract Income Class	Minority Tract
--------------	--------------------	----------------

Carter, OKLAHOMA

Census Tract	Tract Income Class	Minority Tract
40019892100	MIDDLE	NO
40019892200	MIDDLE	NO
40019892301	MIDDLE	NO
40019892302	MODERATE	NO
40019892400	MIDDLE	NO
40019892501	MIDDLE	NO
40019892502	UPPER	NO
40019892601	MIDDLE	NO
40019892602	UPPER	NO
40019892700	UPPER	NO
40019892801	MODERATE	YES
40019892802	MODERATE	YES
40019892900	MIDDLE	NO
40019893001	UPPER	NO
40019893002	UPPER	NO
40019893100	MODERATE	NO



Carter, OKLAHOMA

Census Tract	Tract Income Class	Minority Tract
Summary Data: Carter		
Number of Census Tracts		16
Number of Minority Tracts		2
Percentage of Minority Tracts		12.50%
Number of Low Income Tracts		0
Percentage of Low Income Tracts		0.00%
Number of Moderate Income Tracts		4
Percentage of Moderate Income Tracts		25.00%
Number of Middle Income Tracts		7
Percentage of Middle Income Tracts		43.75%
Number of Upper Income Tracts		5
Percentage of Upper Income Tracts		31.25%
Number of NA Income Tracts		0
Percentage of NA Income Tracts		0.00%

Cherokee, OKLAHOMA

Census Tract	Tract Income Class	Minority Tract
40021977600	MIDDLE	YES
40021977701	UPPER	NO
40021977702	MODERATE	YES
40021977801	MIDDLE	YES
40021977802	MIDDLE	YES

Cherokee, OKLAHOMA

Census Tract	Tract Income Class	Minority Tract
40021977901	MIDDLE	YES
40021977902	MODERATE	YES
40021978000	MIDDLE	YES
40021978100	MIDDLE	YES
40021978201	MIDDLE	YES
40021978202	MIDDLE	NO
40021978301	MIDDLE	YES
40021978302	MIDDLE	YES

Summary Data: Cherokee

Number of Census Tracts	13
Number of Minority Tracts	11
Percentage of Minority Tracts	84.62%
Number of Low Income Tracts	0
Percentage of Low Income Tracts	0.00%
Number of Moderate Income Tracts	2
Percentage of Moderate Income Tracts	15.38%
Number of Middle Income Tracts	10
Percentage of Middle Income Tracts	76.92%
Number of Upper Income Tracts	1
Percentage of Upper Income Tracts	7.69%
Number of NA Income Tracts	0
Percentage of NA Income Tracts	0.00%

Choctaw, OKLAHOMA

Census Tract	Tract Income Class	Minority Tract
40023966900	MIDDLE	NO
40023967000	MIDDLE	NO
40023967100	MIDDLE	NO
40023967200	LOW	YES
40023967300	MODERATE	NO

Summary Data: Choctaw

Number of Census Tracts	5
Number of Minority Tracts	1
Percentage of Minority Tracts	20.00%
Number of Low Income Tracts	1
Percentage of Low Income Tracts	20.00%
Number of Moderate Income Tracts	1
Percentage of Moderate Income Tracts	20.00%
Number of Middle Income Tracts	3
Percentage of Middle Income Tracts	60.00%
Number of Upper Income Tracts	0
Percentage of Upper Income Tracts	0.00%
Number of NA Income Tracts	0
Percentage of NA Income Tracts	0.00%

Cimarron, OKLAHOMA

Census Tract	Tract Income Class	Minority Tract
--------------	--------------------	----------------



Cimarron, OKLAHOMA

Census Tract	Tract Income Class	Minority Tract
40025950100	UPPER	NO
40025950300	MIDDLE	NO

Summary Data: Cimarron

Number of Census Tracts	2
Number of Minority Tracts	0
Percentage of Minority Tracts	0.00%
Number of Low Income Tracts	0
Percentage of Low Income Tracts	0.00%
Number of Moderate Income Tracts	0
Percentage of Moderate Income Tracts	0.00%
Number of Middle Income Tracts	1
Percentage of Middle Income Tracts	50.00%
Number of Upper Income Tracts	1
Percentage of Upper Income Tracts	50.00%
Number of NA Income Tracts	0
Percentage of NA Income Tracts	0.00%

Cleveland, OKLAHOMA

Census Tract	Tract Income Class	Minority Tract
40027200100	NA	NO
40027200200	MODERATE	NO
40027200300	MODERATE	NO

Cleveland, OKLAHOMA

Census Tract	Tract Income Class	Minority Tract
40027200400	MIDDLE	NO
40027200500	MIDDLE	NO
40027200602	NA	NO
40027200603	LOW	NO
40027200604	MIDDLE	NO
40027200700	NA	NO
40027200800	MIDDLE	NO
40027200900	MIDDLE	NO
40027201000	MIDDLE	NO
40027201102	UPPER	NO
40027201103	MIDDLE	NO
40027201104	UPPER	NO
40027201201	LOW	NO
40027201202	NA	NO
40027201204	MODERATE	NO
40027201205	MIDDLE	NO
40027201302	MIDDLE	NO
40027201303	MODERATE	NO
40027201403	UPPER	NO
40027201404	MIDDLE	NO
40027201405	UPPER	NO
40027201505	UPPER	NO
40027201508	MIDDLE	NO
40027201509	UPPER	NO
40027201511	MIDDLE	NO
40027201512	MIDDLE	NO
40027201513	UPPER	NO

Cleveland, OKLAHOMA

Census Tract	Tract Income Class	Minority Tract
40027201514	UPPER	NO
40027201602	MIDDLE	NO
40027201603	MODERATE	NO
40027201604	MIDDLE	NO
40027201607	UPPER	NO
40027201609	UPPER	NO
40027201610	UPPER	NO
40027201611	UPPER	NO
40027201612	MIDDLE	NO
40027201700	UPPER	NO
40027201801	UPPER	NO
40027201802	MIDDLE	NO
40027201902	MIDDLE	NO
40027201903	MIDDLE	YES
40027201904	MIDDLE	NO
40027202002	MIDDLE	NO
40027202004	MIDDLE	NO
40027202005	MIDDLE	NO
40027202006	MODERATE	NO
40027202007	MIDDLE	NO
40027202008	UPPER	NO
40027202102	MIDDLE	NO
40027202104	MIDDLE	NO
40027202105	MIDDLE	NO
40027202106	MIDDLE	NO
40027202107	UPPER	NO
40027202201	UPPER	NO



Cleveland, OKLAHOMA

Census Tract	Tract Income Class	Minority Tract
40027202203	MIDDLE	NO
40027202205	MIDDLE	NO
40027202207	MIDDLE	NO
40027202208	MIDDLE	NO
40027202301	UPPER	NO
40027202302	MIDDLE	NO
40027202403	UPPER	NO
40027202404	MIDDLE	NO
40027202405	UPPER	NO
40027202406	MIDDLE	NO
40027202407	MIDDLE	NO
40027202501	MIDDLE	NO
40027202502	MIDDLE	NO
40027202600	MODERATE	NO

Cleveland, OKLAHOMA

Census Tract	Tract Income Class	Minority Tract
Summary Data: Cleveland		
Number of Census Tracts		71
Number of Minority Tracts		1
Percentage of Minority Tracts		1.41%
Number of Low Income Tracts		2
Percentage of Low Income Tracts		2.82%
Number of Moderate Income Tracts		7
Percentage of Moderate Income Tracts		9.86%
Number of Middle Income Tracts		38
Percentage of Middle Income Tracts		53.52%
Number of Upper Income Tracts		20
Percentage of Upper Income Tracts		28.17%
Number of NA Income Tracts		4
Percentage of NA Income Tracts		5.63%

Coal, OKLAHOMA

Census Tract	Tract Income Class	Minority Tract
Summary Data: Coal		
Number of Census Tracts		2
Number of Minority Tracts		0
Percentage of Minority Tracts		0.00%
Number of Low Income Tracts		0
Percentage of Low Income Tracts		0.00%
Number of Moderate Income Tracts		0
Percentage of Moderate Income Tracts		0.00%
Number of Middle Income Tracts		2
Percentage of Middle Income Tracts		100.00%
Number of Upper Income Tracts		0
Percentage of Upper Income Tracts		0.00%
Number of NA Income Tracts		0
Percentage of NA Income Tracts		0.00%

Coal, OKLAHOMA

Census Tract	Tract Income Class	Minority Tract
40029388100	MIDDLE	NO
40029388200	MIDDLE	NO

Comanche, OKLAHOMA

Census Tract	Tract Income Class	Minority Tract
40031000100	LOW	YES
40031000200	MODERATE	YES
40031000300	MIDDLE	YES
40031000402	MIDDLE	YES
40031000403	UPPER	NO



Comanche, OKLAHOMA

Census Tract	Tract Income Class	Minority Tract
40031000404	MODERATE	YES
40031000405	MIDDLE	YES
40031000503	MODERATE	YES
40031000504	MIDDLE	NO
40031000505	MIDDLE	YES
40031000506	MIDDLE	YES
40031000600	UPPER	NO
40031000700	MODERATE	YES
40031000800	NA	YES
40031000900	MIDDLE	NO
40031001000	MODERATE	NO
40031001100	MIDDLE	NO
40031001400	MODERATE	YES
40031001500	LOW	YES
40031001600	LOW	YES
40031001700	MODERATE	NO
40031001901	MIDDLE	YES
40031001902	MODERATE	YES
40031002001	UPPER	NO
40031002003	UPPER	NO
40031002004	MIDDLE	NO
40031002005	MIDDLE	NO
40031002101	MIDDLE	NO
40031002102	MIDDLE	NO
40031002201	UPPER	NO
40031002202	UPPER	NO
40031002301	UPPER	NO

Comanche, OKLAHOMA

Census Tract	Tract Income Class	Minority Tract
40031002302	MIDDLE	NO
40031002401	NA	NO
40031002403	NA	YES
40031002405	MIDDLE	NO
40031002406	MODERATE	NO
40031002500	MODERATE	YES

Summary Data: Comanche

Number of Census Tracts	38
Number of Minority Tracts	18
Percentage of Minority Tracts	47.37%
Number of Low Income Tracts	3
Percentage of Low Income Tracts	7.89%
Number of Moderate Income Tracts	10
Percentage of Moderate Income Tracts	26.32%
Number of Middle Income Tracts	15
Percentage of Middle Income Tracts	39.47%
Number of Upper Income Tracts	7
Percentage of Upper Income Tracts	18.42%
Number of NA Income Tracts	3
Percentage of NA Income Tracts	7.89%

Cotton, OKLAHOMA

Census Tract	Tract Income Class	Minority Tract
40033871100	MIDDLE	NO
40033871200	MIDDLE	NO

Summary Data: Cotton

Number of Census Tracts	2
Number of Minority Tracts	0
Percentage of Minority Tracts	0.00%
Number of Low Income Tracts	0
Percentage of Low Income Tracts	0.00%
Number of Moderate Income Tracts	0
Percentage of Moderate Income Tracts	0.00%
Number of Middle Income Tracts	2
Percentage of Middle Income Tracts	100.00%
Number of Upper Income Tracts	0
Percentage of Upper Income Tracts	0.00%
Number of NA Income Tracts	0
Percentage of NA Income Tracts	0.00%

Craig, OKLAHOMA

Census Tract	Tract Income Class	Minority Tract
40035373100	MIDDLE	NO
40035373200	MIDDLE	NO
40035373300	MIDDLE	NO



Craig, OKLAHOMA

Census Tract	Tract Income Class	Minority Tract
40035373400	MIDDLE	NO
40035373500	MIDDLE	NO

Summary Data: Craig

Number of Census Tracts	5
Number of Minority Tracts	0
Percentage of Minority Tracts	0.00%
Number of Low Income Tracts	0
Percentage of Low Income Tracts	0.00%
Number of Moderate Income Tracts	0
Percentage of Moderate Income Tracts	0.00%
Number of Middle Income Tracts	5
Percentage of Middle Income Tracts	100.00%
Number of Upper Income Tracts	0
Percentage of Upper Income Tracts	0.00%
Number of NA Income Tracts	0
Percentage of NA Income Tracts	0.00%

Creek, OKLAHOMA

Census Tract	Tract Income Class	Minority Tract
40037020101	MIDDLE	NO
40037020102	MODERATE	NO
40037020103	UPPER	NO

Creek, OKLAHOMA

Census Tract	Tract Income Class	Minority Tract
40037020602	MODERATE	NO
40037020603	UPPER	NO
40037020604	MIDDLE	NO
40037020702	MIDDLE	NO
40037020704	MODERATE	NO
40037020705	MIDDLE	NO
40037020706	MIDDLE	NO
40037020707	MIDDLE	NO
40037020800	MODERATE	NO
40037020900	MIDDLE	NO
40037021000	MODERATE	NO
40037021101	MODERATE	NO
40037021102	MODERATE	NO
40037021201	MIDDLE	NO
40037021202	MIDDLE	NO
40037021300	MODERATE	NO
40037021401	UPPER	NO
40037021402	MIDDLE	NO
40037021500	MIDDLE	NO
40037021600	MIDDLE	NO

Creek, OKLAHOMA

Census Tract	Tract Income Class	Minority Tract
Summary Data: Creek		
Number of Census Tracts	23	
Number of Minority Tracts	0	
Percentage of Minority Tracts	0.00%	
Number of Low Income Tracts	0	
Percentage of Low Income Tracts	0.00%	
Number of Moderate Income Tracts	8	
Percentage of Moderate Income Tracts	34.78%	
Number of Middle Income Tracts	12	
Percentage of Middle Income Tracts	52.17%	
Number of Upper Income Tracts	3	
Percentage of Upper Income Tracts	13.04%	
Number of NA Income Tracts	0	
Percentage of NA Income Tracts	0.00%	

Custer, OKLAHOMA

Census Tract	Tract Income Class	Minority Tract
40039950800	MIDDLE	YES
40039960401	UPPER	NO
40039960402	UPPER	NO
40039960600	MODERATE	NO
40039960701	UPPER	NO



Custer, OKLAHOMA

Census Tract	Tract Income Class	Minority Tract
40039960702	UPPER	NO
40039961000	MIDDLE	NO

Summary Data: Custer

Number of Census Tracts	7
Number of Minority Tracts	1
Percentage of Minority Tracts	14.29%
Number of Low Income Tracts	0
Percentage of Low Income Tracts	0.00%
Number of Moderate Income Tracts	1
Percentage of Moderate Income Tracts	14.29%
Number of Middle Income Tracts	2
Percentage of Middle Income Tracts	28.57%
Number of Upper Income Tracts	4
Percentage of Upper Income Tracts	57.14%
Number of NA Income Tracts	0
Percentage of NA Income Tracts	0.00%

Delaware, OKLAHOMA

Census Tract	Tract Income Class	Minority Tract
40041375601	MIDDLE	NO
40041375602	MIDDLE	NO
40041375701	MIDDLE	NO

Delaware, OKLAHOMA

Census Tract	Tract Income Class	Minority Tract
40041375702	MIDDLE	NO
40041375803	MIDDLE	NO
40041375804	UPPER	NO
40041375805	MIDDLE	NO
40041375806	MODERATE	NO
40041375901	MODERATE	NO
40041375902	MODERATE	NO
40041376000	MIDDLE	YES
40041376100	MIDDLE	YES
40041976200	MIDDLE	NO

Delaware, OKLAHOMA

Census Tract	Tract Income Class	Minority Tract
Summary Data: Delaware		
Number of Census Tracts		13
Number of Minority Tracts		2
Percentage of Minority Tracts		15.38%
Number of Low Income Tracts		0
Percentage of Low Income Tracts		0.00%
Number of Moderate Income Tracts		3
Percentage of Moderate Income Tracts		23.08%
Number of Middle Income Tracts		9
Percentage of Middle Income Tracts		69.23%
Number of Upper Income Tracts		1
Percentage of Upper Income Tracts		7.69%
Number of NA Income Tracts		0
Percentage of NA Income Tracts		0.00%

Dewey, OKLAHOMA

Census Tract	Tract Income Class	Minority Tract
40043959100	MIDDLE	NO
40043959200	MIDDLE	NO
40043959300	MIDDLE	NO



Dewey, OKLAHOMA

Census Tract	Tract Income Class	Minority Tract
Summary Data: Dewey		
Number of Census Tracts		3
Number of Minority Tracts		0
Percentage of Minority Tracts		0.00%
Number of Low Income Tracts		0
Percentage of Low Income Tracts		0.00%
Number of Moderate Income Tracts		0
Percentage of Moderate Income Tracts		0.00%
Number of Middle Income Tracts		3
Percentage of Middle Income Tracts		100.00%
Number of Upper Income Tracts		0
Percentage of Upper Income Tracts		0.00%
Number of NA Income Tracts		0
Percentage of NA Income Tracts		0.00%

Ellis, OKLAHOMA

Census Tract	Tract Income Class	Minority Tract
40045952600	MIDDLE	NO
40045952800	MIDDLE	NO

Ellis, OKLAHOMA

Census Tract	Tract Income Class	Minority Tract
Summary Data: Ellis		
Number of Census Tracts		2
Number of Minority Tracts		0
Percentage of Minority Tracts		0.00%
Number of Low Income Tracts		0
Percentage of Low Income Tracts		0.00%
Number of Moderate Income Tracts		0
Percentage of Moderate Income Tracts		0.00%
Number of Middle Income Tracts		2
Percentage of Middle Income Tracts		100.00%
Number of Upper Income Tracts		0
Percentage of Upper Income Tracts		0.00%
Number of NA Income Tracts		0
Percentage of NA Income Tracts		0.00%

Garfield, OKLAHOMA

Census Tract	Tract Income Class	Minority Tract
40047000101	MIDDLE	NO
40047000102	MODERATE	NO
40047000200	MIDDLE	NO
40047000601	UPPER	NO
40047000602	MIDDLE	NO

Garfield, OKLAHOMA

Census Tract	Tract Income Class	Minority Tract
40047000701	LOW	YES
40047000702	MODERATE	YES
40047001100	UPPER	NO
40047001200	MIDDLE	NO
40047001301	UPPER	NO
40047001302	UPPER	NO
40047001401	MIDDLE	NO
40047001402	MIDDLE	NO
40047001500	MIDDLE	NO
40047001602	MIDDLE	NO
40047001603	MIDDLE	NO
40047001604	UPPER	NO



Garfield, OKLAHOMA

Census Tract	Tract Income Class	Minority Tract
Summary Data: Garfield		
Number of Census Tracts		17
Number of Minority Tracts		2
Percentage of Minority Tracts		11.76%
Number of Low Income Tracts		1
Percentage of Low Income Tracts		5.88%
Number of Moderate Income Tracts		2
Percentage of Moderate Income Tracts		11.76%
Number of Middle Income Tracts		9
Percentage of Middle Income Tracts		52.94%
Number of Upper Income Tracts		5
Percentage of Upper Income Tracts		29.41%
Number of NA Income Tracts		0
Percentage of NA Income Tracts		0.00%

Garvin, OKLAHOMA

Census Tract	Tract Income Class	Minority Tract
40049681100	MIDDLE	NO
40049681200	MIDDLE	NO
40049681300	MIDDLE	NO
40049681400	MIDDLE	NO
40049681500	MODERATE	NO

Garvin, OKLAHOMA

Census Tract	Tract Income Class	Minority Tract
40049681600	MIDDLE	NO
40049681700	UPPER	NO
40049681800	MIDDLE	NO
40049681900	MIDDLE	NO

Summary Data: Garvin

Number of Census Tracts		9
Number of Minority Tracts		0
Percentage of Minority Tracts		0.00%
Number of Low Income Tracts		0
Percentage of Low Income Tracts		0.00%
Number of Moderate Income Tracts		1
Percentage of Moderate Income Tracts		11.11%
Number of Middle Income Tracts		7
Percentage of Middle Income Tracts		77.78%
Number of Upper Income Tracts		1
Percentage of Upper Income Tracts		11.11%
Number of NA Income Tracts		0
Percentage of NA Income Tracts		0.00%

Grady, OKLAHOMA

Census Tract	Tract Income Class	Minority Tract
40051000100	LOW	NO

Grady, OKLAHOMA

Census Tract	Tract Income Class	Minority Tract
40051000400	MIDDLE	NO
40051000501	MIDDLE	NO
40051000502	MIDDLE	NO
40051000600	MIDDLE	NO
40051000701	MIDDLE	NO
40051000702	MIDDLE	NO
40051000801	UPPER	NO
40051000802	UPPER	NO
40051000901	MIDDLE	NO
40051000902	MIDDLE	NO
40051000904	MIDDLE	NO
40051000905	UPPER	NO
40051000906	MIDDLE	NO
40051001000	MODERATE	NO



Grady, OKLAHOMA

Census Tract	Tract Income Class	Minority Tract
Summary Data: Grady		
Number of Census Tracts		15
Number of Minority Tracts		0
Percentage of Minority Tracts		0.00%
Number of Low Income Tracts		1
Percentage of Low Income Tracts		6.67%
Number of Moderate Income Tracts		1
Percentage of Moderate Income Tracts		6.67%
Number of Middle Income Tracts		10
Percentage of Middle Income Tracts		66.67%
Number of Upper Income Tracts		3
Percentage of Upper Income Tracts		20.00%
Number of NA Income Tracts		0
Percentage of NA Income Tracts		0.00%

Grant, OKLAHOMA

Census Tract	Tract Income Class	Minority Tract
Summary Data: Grant		
Number of Census Tracts		2
Number of Minority Tracts		0
Percentage of Minority Tracts		0.00%
Number of Low Income Tracts		0
Percentage of Low Income Tracts		0.00%
Number of Moderate Income Tracts		0
Percentage of Moderate Income Tracts		0.00%
Number of Middle Income Tracts		1
Percentage of Middle Income Tracts		50.00%
Number of Upper Income Tracts		1
Percentage of Upper Income Tracts		50.00%
Number of NA Income Tracts		0
Percentage of NA Income Tracts		0.00%

Greer, OKLAHOMA

Census Tract	Tract Income Class	Minority Tract
Summary Data: Greer		
Number of Census Tracts		2
Number of Minority Tracts		0
Percentage of Minority Tracts		0.00%
Number of Low Income Tracts		0
Percentage of Low Income Tracts		0.00%
Number of Moderate Income Tracts		0
Percentage of Moderate Income Tracts		0.00%
Number of Middle Income Tracts		2
Percentage of Middle Income Tracts		100.00%
Number of Upper Income Tracts		0
Percentage of Upper Income Tracts		0.00%
Number of NA Income Tracts		0
Percentage of NA Income Tracts		0.00%

Grant, OKLAHOMA


Census Tract	Tract Income Class	Minority Tract
40053956400	MIDDLE	NO
40053956500	UPPER	NO

Greer, OKLAHOMA

Census Tract	Tract Income Class	Minority Tract
40055967100	MIDDLE	NO
40055967200	MIDDLE	NO

Harmon, OKLAHOMA

Census Tract	Tract Income Class	Minority Tract
40057967800	MIDDLE	NO



Harmon, OKLAHOMA

Census Tract	Tract Income Class	Minority Tract
Summary Data: Harmon		
Number of Census Tracts		1
Number of Minority Tracts		0
Percentage of Minority Tracts		0.00%
Number of Low Income Tracts		0
Percentage of Low Income Tracts		0.00%
Number of Moderate Income Tracts		0
Percentage of Moderate Income Tracts		0.00%
Number of Middle Income Tracts		1
Percentage of Middle Income Tracts		100.00%
Number of Upper Income Tracts		0
Percentage of Upper Income Tracts		0.00%
Number of NA Income Tracts		0
Percentage of NA Income Tracts		0.00%

Harper, OKLAHOMA

Census Tract	Tract Income Class	Minority Tract
40059952100	UPPER	NO
40059952200	MIDDLE	NO

Harper, OKLAHOMA

Census Tract	Tract Income Class	Minority Tract
Summary Data: Harper		
Number of Census Tracts		2
Number of Minority Tracts		0
Percentage of Minority Tracts		0.00%
Number of Low Income Tracts		0
Percentage of Low Income Tracts		0.00%
Number of Moderate Income Tracts		0
Percentage of Moderate Income Tracts		0.00%
Number of Middle Income Tracts		1
Percentage of Middle Income Tracts		50.00%
Number of Upper Income Tracts		1
Percentage of Upper Income Tracts		50.00%
Number of NA Income Tracts		0
Percentage of NA Income Tracts		0.00%

Haskell, OKLAHOMA

Census Tract	Tract Income Class	Minority Tract
40061279100	MIDDLE	NO
40061279200	MODERATE	NO
40061279300	MIDDLE	NO
40061279400	MIDDLE	NO

Haskell, OKLAHOMA

Census Tract	Tract Income Class	Minority Tract
Summary Data: Haskell		
Number of Census Tracts		4
Number of Minority Tracts		0
Percentage of Minority Tracts		0.00%
Number of Low Income Tracts		0
Percentage of Low Income Tracts		0.00%
Number of Moderate Income Tracts		1
Percentage of Moderate Income Tracts		25.00%
Number of Middle Income Tracts		3
Percentage of Middle Income Tracts		75.00%
Number of Upper Income Tracts		0
Percentage of Upper Income Tracts		0.00%
Number of NA Income Tracts		0
Percentage of NA Income Tracts		0.00%

Hughes, OKLAHOMA

Census Tract	Tract Income Class	Minority Tract
40063484600	MODERATE	NO
40063484700	MIDDLE	NO
40063484800	MODERATE	NO
40063484900	MIDDLE	NO
40063485000	MIDDLE	NO



Hughes, OKLAHOMA

Census Tract	Tract Income Class	Minority Tract
Summary Data: Hughes		
Number of Census Tracts		5
Number of Minority Tracts		0
Percentage of Minority Tracts		0.00%
Number of Low Income Tracts		0
Percentage of Low Income Tracts		0.00%
Number of Moderate Income Tracts		2
Percentage of Moderate Income Tracts		40.00%
Number of Middle Income Tracts		3
Percentage of Middle Income Tracts		60.00%
Number of Upper Income Tracts		0
Percentage of Upper Income Tracts		0.00%
Number of NA Income Tracts		0
Percentage of NA Income Tracts		0.00%

Jackson, OKLAHOMA

Census Tract	Tract Income Class	Minority Tract
40065968100	UPPER	NO
40065968200	MIDDLE	NO
40065968300	MIDDLE	NO
40065968400	UPPER	NO
40065968500	MIDDLE	NO

Jackson, OKLAHOMA

Census Tract	Tract Income Class	Minority Tract
40065968600	MODERATE	YES
40065968700	MODERATE	YES
40065968800	MODERATE	YES
Summary Data: Jackson		
Number of Census Tracts		8
Number of Minority Tracts		3
Percentage of Minority Tracts		37.50%
Number of Low Income Tracts		0
Percentage of Low Income Tracts		0.00%
Number of Moderate Income Tracts		3
Percentage of Moderate Income Tracts		37.50%
Number of Middle Income Tracts		3
Percentage of Middle Income Tracts		37.50%
Number of Upper Income Tracts		2
Percentage of Upper Income Tracts		25.00%
Number of NA Income Tracts		0
Percentage of NA Income Tracts		0.00%

Jefferson, OKLAHOMA

Census Tract	Tract Income Class	Minority Tract
40067371600	MODERATE	NO
40067371700	MODERATE	NO

Jefferson, OKLAHOMA

Census Tract	Tract Income Class	Minority Tract
40067371800	MIDDLE	NO
Summary Data: Jefferson		
Number of Census Tracts		3
Number of Minority Tracts		0
Percentage of Minority Tracts		0.00%
Number of Low Income Tracts		0
Percentage of Low Income Tracts		0.00%
Number of Moderate Income Tracts		2
Percentage of Moderate Income Tracts		66.67%
Number of Middle Income Tracts		1
Percentage of Middle Income Tracts		33.33%
Number of Upper Income Tracts		0
Percentage of Upper Income Tracts		0.00%
Number of NA Income Tracts		0
Percentage of NA Income Tracts		0.00%

Johnston, OKLAHOMA

Census Tract	Tract Income Class	Minority Tract
40069660198	MIDDLE	NO
40069660201	MODERATE	NO
40069660202	UPPER	NO
40069660300	MIDDLE	NO



Johnston, OKLAHOMA		
Census Tract	Tract Income Class	Minority Tract
Summary Data: Johnston		
Number of Census Tracts		4
Number of Minority Tracts		0
Percentage of Minority Tracts		0.00%
Number of Low Income Tracts		0
Percentage of Low Income Tracts		0.00%
Number of Moderate Income Tracts		1
Percentage of Moderate Income Tracts		25.00%
Number of Middle Income Tracts		2
Percentage of Middle Income Tracts		50.00%
Number of Upper Income Tracts		1
Percentage of Upper Income Tracts		25.00%
Number of NA Income Tracts		0
Percentage of NA Income Tracts		0.00%

Kay, OKLAHOMA		
Census Tract	Tract Income Class	Minority Tract
40071000100	MIDDLE	NO
40071000201	MIDDLE	NO
40071000202	MIDDLE	NO
40071000300	UPPER	NO
40071000400	MIDDLE	NO

Kay, OKLAHOMA		
Census Tract	Tract Income Class	Minority Tract
40071000500	MODERATE	NO
40071000600	UPPER	NO
40071001100	MIDDLE	NO
40071001200	MIDDLE	NO
40071001301	MODERATE	NO
40071001302	MIDDLE	NO
Summary Data: Kay		
Number of Census Tracts		11
Number of Minority Tracts		0
Percentage of Minority Tracts		0.00%
Number of Low Income Tracts		0
Percentage of Low Income Tracts		0.00%
Number of Moderate Income Tracts		2
Percentage of Moderate Income Tracts		18.18%
Number of Middle Income Tracts		7
Percentage of Middle Income Tracts		63.64%
Number of Upper Income Tracts		2
Percentage of Upper Income Tracts		18.18%
Number of NA Income Tracts		0
Percentage of NA Income Tracts		0.00%

Kingfisher, OKLAHOMA		
Census Tract	Tract Income Class	Minority Tract
40073958100	MIDDLE	NO
40073958200	UPPER	NO
40073958300	MIDDLE	NO
40073958400	UPPER	NO
Summary Data: Kingfisher		
Number of Census Tracts		4
Number of Minority Tracts		0
Percentage of Minority Tracts		0.00%
Number of Low Income Tracts		0
Percentage of Low Income Tracts		0.00%
Number of Moderate Income Tracts		0
Percentage of Moderate Income Tracts		0.00%
Number of Middle Income Tracts		2
Percentage of Middle Income Tracts		50.00%
Number of Upper Income Tracts		2
Percentage of Upper Income Tracts		50.00%
Number of NA Income Tracts		0
Percentage of NA Income Tracts		0.00%

Kiowa, OKLAHOMA		
Census Tract	Tract Income Class	Minority Tract
40075963600	MIDDLE	NO



Kiowa, OKLAHOMA

Census Tract	Tract Income Class	Minority Tract
40075963700	MIDDLE	NO
40075964200	MIDDLE	NO

Summary Data: Kiowa

Number of Census Tracts	3
Number of Minority Tracts	0
Percentage of Minority Tracts	0.00%
Number of Low Income Tracts	0
Percentage of Low Income Tracts	0.00%
Number of Moderate Income Tracts	0
Percentage of Moderate Income Tracts	0.00%
Number of Middle Income Tracts	3
Percentage of Middle Income Tracts	100.00%
Number of Upper Income Tracts	0
Percentage of Upper Income Tracts	0.00%
Number of NA Income Tracts	0
Percentage of NA Income Tracts	0.00%

Latimer, OKLAHOMA

Census Tract	Tract Income Class	Minority Tract
40077087100	MIDDLE	NO
40077087200	MIDDLE	NO
40077087300	MIDDLE	NO

Latimer, OKLAHOMA

Census Tract	Tract Income Class	Minority Tract
--------------	--------------------	----------------

Summary Data: Latimer

Number of Census Tracts	3
Number of Minority Tracts	0
Percentage of Minority Tracts	0.00%
Number of Low Income Tracts	0
Percentage of Low Income Tracts	0.00%
Number of Moderate Income Tracts	0
Percentage of Moderate Income Tracts	0.00%
Number of Middle Income Tracts	3
Percentage of Middle Income Tracts	100.00%
Number of Upper Income Tracts	0
Percentage of Upper Income Tracts	0.00%
Number of NA Income Tracts	0
Percentage of NA Income Tracts	0.00%

Le Flore, OKLAHOMA

Census Tract	Tract Income Class	Minority Tract
40079040102	MIDDLE	NO
40079040198	MODERATE	NO
40079040299	MIDDLE	NO
40079040301	MIDDLE	NO
40079040302	MIDDLE	NO

Le Flore, OKLAHOMA

Census Tract	Tract Income Class	Minority Tract
40079040303	MIDDLE	NO
40079040401	MIDDLE	NO
40079040402	MODERATE	NO
40079040500	MIDDLE	NO
40079040601	MODERATE	NO
40079040602	MIDDLE	NO
40079040700	MIDDLE	NO

Summary Data: Le Flore

Number of Census Tracts	12
Number of Minority Tracts	0
Percentage of Minority Tracts	0.00%
Number of Low Income Tracts	0
Percentage of Low Income Tracts	0.00%
Number of Moderate Income Tracts	3
Percentage of Moderate Income Tracts	25.00%
Number of Middle Income Tracts	9
Percentage of Middle Income Tracts	75.00%
Number of Upper Income Tracts	0
Percentage of Upper Income Tracts	0.00%
Number of NA Income Tracts	0
Percentage of NA Income Tracts	0.00%



Lincoln, OKLAHOMA

Census Tract	Tract Income Class	Minority Tract
40081961100	MIDDLE	NO
40081961200	MIDDLE	NO
40081961300	MODERATE	NO
40081961401	MODERATE	NO
40081961402	MIDDLE	NO
40081961500	MODERATE	NO
40081961600	MIDDLE	NO
40081961700	MIDDLE	NO

Summary Data: Lincoln

Number of Census Tracts	8
Number of Minority Tracts	0
Percentage of Minority Tracts	0.00%
Number of Low Income Tracts	0
Percentage of Low Income Tracts	0.00%
Number of Moderate Income Tracts	3
Percentage of Moderate Income Tracts	37.50%
Number of Middle Income Tracts	5
Percentage of Middle Income Tracts	62.50%
Number of Upper Income Tracts	0
Percentage of Upper Income Tracts	0.00%
Number of NA Income Tracts	0
Percentage of NA Income Tracts	0.00%

Logan, OKLAHOMA


Census Tract	Tract Income Class	Minority Tract
40083600101	MIDDLE	NO
40083600200	MODERATE	NO
40083600300	MODERATE	NO
40083600401	UPPER	NO
40083600402	UPPER	NO
40083600501	UPPER	NO
40083600502	UPPER	NO
40083600600	MIDDLE	NO
40083600700	MIDDLE	NO
40083600801	UPPER	NO
40083600802	UPPER	NO
40083600903	UPPER	NO
40083601000	MODERATE	NO

Logan, OKLAHOMA

Census Tract	Tract Income Class	Minority Tract
Summary Data: Logan		
Number of Census Tracts		13
Number of Minority Tracts		0
Percentage of Minority Tracts		0.00%
Number of Low Income Tracts		0
Percentage of Low Income Tracts		0.00%
Number of Moderate Income Tracts		3
Percentage of Moderate Income Tracts		23.08%
Number of Middle Income Tracts		3
Percentage of Middle Income Tracts		23.08%
Number of Upper Income Tracts		7
Percentage of Upper Income Tracts		53.85%
Number of NA Income Tracts		0
Percentage of NA Income Tracts		0.00%

Love, OKLAHOMA

Census Tract	Tract Income Class	Minority Tract
40085094100	MODERATE	YES
40085094200	MIDDLE	NO
40085094300	MIDDLE	NO



Love, OKLAHOMA

Census Tract	Tract Income Class	Minority Tract
Summary Data: Love		
Number of Census Tracts		3
Number of Minority Tracts		1
Percentage of Minority Tracts		33.33%
Number of Low Income Tracts		0
Percentage of Low Income Tracts		0.00%
Number of Moderate Income Tracts		1
Percentage of Moderate Income Tracts		33.33%
Number of Middle Income Tracts		2
Percentage of Middle Income Tracts		66.67%
Number of Upper Income Tracts		0
Percentage of Upper Income Tracts		0.00%
Number of NA Income Tracts		0
Percentage of NA Income Tracts		0.00%

Major, OKLAHOMA

Census Tract	Tract Income Class	Minority Tract
40093955100	MIDDLE	NO
40093955200	UPPER	NO
40093955300	MIDDLE	NO

Major, OKLAHOMA

Census Tract	Tract Income Class	Minority Tract
Summary Data: Major		
Number of Census Tracts		3
Number of Minority Tracts		0
Percentage of Minority Tracts		0.00%
Number of Low Income Tracts		0
Percentage of Low Income Tracts		0.00%
Number of Moderate Income Tracts		0
Percentage of Moderate Income Tracts		0.00%
Number of Middle Income Tracts		2
Percentage of Middle Income Tracts		66.67%
Number of Upper Income Tracts		1
Percentage of Upper Income Tracts		33.33%
Number of NA Income Tracts		0
Percentage of NA Income Tracts		0.00%

Marshall, OKLAHOMA

Census Tract	Tract Income Class	Minority Tract
40095094698	MIDDLE	NO
40095094700	MODERATE	YES
40095094803	MIDDLE	NO
40095094804	MIDDLE	NO
40095094805	MIDDLE	NO

Marshall, OKLAHOMA

Census Tract	Tract Income Class	Minority Tract
40095094806	MIDDLE	NO
Summary Data: Marshall		
Number of Census Tracts		6
Number of Minority Tracts		1
Percentage of Minority Tracts		16.67%
Number of Low Income Tracts		0
Percentage of Low Income Tracts		0.00%
Number of Moderate Income Tracts		1
Percentage of Moderate Income Tracts		16.67%
Number of Middle Income Tracts		5
Percentage of Middle Income Tracts		83.33%
Number of Upper Income Tracts		0
Percentage of Upper Income Tracts		0.00%
Number of NA Income Tracts		0
Percentage of NA Income Tracts		0.00%

Mayes, OKLAHOMA

Census Tract	Tract Income Class	Minority Tract
40097040100	MODERATE	NO
40097040200	MIDDLE	NO
40097040300	UPPER	NO
40097040400	MIDDLE	NO



Mayes, OKLAHOMA

Census Tract	Tract Income Class	Minority Tract
40097040501	UPPER	NO
40097040502	MIDDLE	NO
40097040600	MIDDLE	NO
40097040700	MIDDLE	NO
40097040801	MIDDLE	NO
40097040802	MIDDLE	NO

Summary Data: Mayes

Number of Census Tracts	10
Number of Minority Tracts	0
Percentage of Minority Tracts	0.00%
Number of Low Income Tracts	0
Percentage of Low Income Tracts	0.00%
Number of Moderate Income Tracts	1
Percentage of Moderate Income Tracts	10.00%
Number of Middle Income Tracts	7
Percentage of Middle Income Tracts	70.00%
Number of Upper Income Tracts	2
Percentage of Upper Income Tracts	20.00%
Number of NA Income Tracts	0
Percentage of NA Income Tracts	0.00%

McClain, OKLAHOMA

Census Tract	Tract Income Class	Minority Tract
40087400103	UPPER	NO
40087400104	MIDDLE	NO
40087400105	MIDDLE	NO
40087400106	UPPER	NO
40087400201	MIDDLE	NO
40087400203	MIDDLE	NO
40087400204	UPPER	NO
40087400300	MIDDLE	NO
40087400400	MIDDLE	NO

Summary Data: McClain

Number of Census Tracts	9
Number of Minority Tracts	0
Percentage of Minority Tracts	0.00%
Number of Low Income Tracts	0
Percentage of Low Income Tracts	0.00%
Number of Moderate Income Tracts	0
Percentage of Moderate Income Tracts	0.00%
Number of Middle Income Tracts	6
Percentage of Middle Income Tracts	66.67%
Number of Upper Income Tracts	3
Percentage of Upper Income Tracts	33.33%
Number of NA Income Tracts	0
Percentage of NA Income Tracts	0.00%

McCurtain, OKLAHOMA

Census Tract	Tract Income Class	Minority Tract
40089098200	MIDDLE	NO
40089098300	MODERATE	NO
40089098400	MIDDLE	NO
40089098501	MIDDLE	NO
40089098502	MIDDLE	NO
40089098600	MIDDLE	NO
40089098700	MODERATE	YES
40089098800	MODERATE	NO
40089098900	MODERATE	NO

Summary Data: McCurtain

Number of Census Tracts	9
Number of Minority Tracts	1
Percentage of Minority Tracts	11.11%
Number of Low Income Tracts	0
Percentage of Low Income Tracts	0.00%
Number of Moderate Income Tracts	4
Percentage of Moderate Income Tracts	44.44%
Number of Middle Income Tracts	5
Percentage of Middle Income Tracts	55.56%
Number of Upper Income Tracts	0
Percentage of Upper Income Tracts	0.00%
Number of NA Income Tracts	0
Percentage of NA Income Tracts	0.00%

McIntosh, OKLAHOMA

Census Tract	Tract Income Class	Minority Tract
40091779601	MIDDLE	NO
40091779602	MIDDLE	NO
40091779700	MODERATE	NO
40091779900	MODERATE	NO
40091780100	MIDDLE	NO
40091780200	MIDDLE	NO
40091780301	MIDDLE	NO
40091780302	MIDDLE	NO

Summary Data: McIntosh

Number of Census Tracts	8
Number of Minority Tracts	0
Percentage of Minority Tracts	0.00%
Number of Low Income Tracts	0
Percentage of Low Income Tracts	0.00%
Number of Moderate Income Tracts	2
Percentage of Moderate Income Tracts	25.00%
Number of Middle Income Tracts	6
Percentage of Middle Income Tracts	75.00%
Number of Upper Income Tracts	0
Percentage of Upper Income Tracts	0.00%
Number of NA Income Tracts	0
Percentage of NA Income Tracts	0.00%

Murray, OKLAHOMA

Census Tract	Tract Income Class	Minority Tract
40099790600	MIDDLE	NO
40099790701	MIDDLE	NO
40099790702	MIDDLE	NO
40099790801	MIDDLE	NO
40099790802	MIDDLE	NO

Summary Data: Murray

Number of Census Tracts	5
Number of Minority Tracts	0
Percentage of Minority Tracts	0.00%
Number of Low Income Tracts	0
Percentage of Low Income Tracts	0.00%
Number of Moderate Income Tracts	0
Percentage of Moderate Income Tracts	0.00%
Number of Middle Income Tracts	5
Percentage of Middle Income Tracts	100.00%
Number of Upper Income Tracts	0
Percentage of Upper Income Tracts	0.00%
Number of NA Income Tracts	0
Percentage of NA Income Tracts	0.00%

Muskogee, OKLAHOMA

Census Tract	Tract Income Class	Minority Tract
--------------	--------------------	----------------

Muskogee, OKLAHOMA

Census Tract	Tract Income Class	Minority Tract
40101000100	MODERATE	YES
40101000200	LOW	YES
40101000300	MODERATE	YES
40101000400	LOW	YES
40101000600	MIDDLE	NO
40101000700	MIDDLE	YES
40101000801	MIDDLE	NO
40101000802	UPPER	NO
40101000901	UPPER	NO
40101000902	MODERATE	NO
40101001000	MIDDLE	YES
40101001100	MIDDLE	NO
40101001200	MIDDLE	NO
40101001301	MIDDLE	NO
40101001302	UPPER	NO
40101001401	MIDDLE	NO
40101001402	MIDDLE	NO
40101001501	MIDDLE	NO
40101001502	MIDDLE	NO
40101001600	MIDDLE	NO

Muskogee, OKLAHOMA

Census Tract	Tract Income Class	Minority Tract
Summary Data: Muskogee		
Number of Census Tracts		20
Number of Minority Tracts		6
Percentage of Minority Tracts		30.00%
Number of Low Income Tracts		2
Percentage of Low Income Tracts		10.00%
Number of Moderate Income Tracts		3
Percentage of Moderate Income Tracts		15.00%
Number of Middle Income Tracts		12
Percentage of Middle Income Tracts		60.00%
Number of Upper Income Tracts		3
Percentage of Upper Income Tracts		15.00%
Number of NA Income Tracts		0
Percentage of NA Income Tracts		0.00%

Noble, OKLAHOMA

Census Tract	Tract Income Class	Minority Tract
Summary Data: Noble		
Number of Census Tracts		4
Number of Minority Tracts		0
Percentage of Minority Tracts		0.00%
Number of Low Income Tracts		0
Percentage of Low Income Tracts		0.00%
Number of Moderate Income Tracts		0
Percentage of Moderate Income Tracts		0.00%
Number of Middle Income Tracts		2
Percentage of Middle Income Tracts		50.00%
Number of Upper Income Tracts		2
Percentage of Upper Income Tracts		50.00%
Number of NA Income Tracts		0
Percentage of NA Income Tracts		0.00%

Nowata, OKLAHOMA

Census Tract	Tract Income Class	Minority Tract
Summary Data: Nowata		
Number of Census Tracts		4
Number of Minority Tracts		0
Percentage of Minority Tracts		0.00%
Number of Low Income Tracts		0
Percentage of Low Income Tracts		0.00%
Number of Moderate Income Tracts		1
Percentage of Moderate Income Tracts		25.00%
Number of Middle Income Tracts		3
Percentage of Middle Income Tracts		75.00%
Number of Upper Income Tracts		0
Percentage of Upper Income Tracts		0.00%
Number of NA Income Tracts		0
Percentage of NA Income Tracts		0.00%

Noble, OKLAHOMA


Census Tract	Tract Income Class	Minority Tract
40103956600	UPPER	NO
40103956900	UPPER	NO
40103957000	MIDDLE	NO
40103957100	MIDDLE	NO

Nowata, OKLAHOMA

Census Tract	Tract Income Class	Minority Tract
40105172100	MIDDLE	NO
40105172200	MIDDLE	NO
40105172300	MIDDLE	NO
40105172400	MODERATE	NO

Okfuskee, OKLAHOMA

Census Tract	Tract Income Class	Minority Tract
40107080600	MIDDLE	NO
40107080700	MIDDLE	NO
40107080900	MODERATE	NO
40107081000	MODERATE	NO



Okfuskee, OKLAHOMA

Census Tract	Tract Income Class	Minority Tract
Summary Data: Okfuskee		
Number of Census Tracts		4
Number of Minority Tracts		0
Percentage of Minority Tracts		0.00%
Number of Low Income Tracts		0
Percentage of Low Income Tracts		0.00%
Number of Moderate Income Tracts		2
Percentage of Moderate Income Tracts		50.00%
Number of Middle Income Tracts		2
Percentage of Middle Income Tracts		50.00%
Number of Upper Income Tracts		0
Percentage of Upper Income Tracts		0.00%
Number of NA Income Tracts		0
Percentage of NA Income Tracts		0.00%

Oklahoma, OKLAHOMA

Census Tract	Tract Income Class	Minority Tract
40109100100	MODERATE	NO
40109100201	MIDDLE	NO
40109100202	MIDDLE	YES
40109100203	MIDDLE	YES
40109100300	UPPER	NO

Oklahoma, OKLAHOMA

Census Tract	Tract Income Class	Minority Tract
40109100400	LOW	YES
40109100500	LOW	YES
40109100800	MODERATE	YES
40109100900	UPPER	NO
40109101000	LOW	YES
40109101100	MODERATE	NO
40109101200	MIDDLE	NO
40109101300	LOW	YES
40109101400	NA	YES
40109101500	MODERATE	YES
40109101800	UPPER	NO
40109101900	UPPER	NO
40109102000	MIDDLE	NO
40109102100	MODERATE	NO
40109102200	MODERATE	YES
40109102300	MODERATE	YES
40109102400	MODERATE	YES
40109102500	UPPER	NO
40109103200	UPPER	YES
40109103300	MODERATE	YES
40109103900	MODERATE	YES
40109104100	LOW	YES
40109104200	MODERATE	YES
40109104300	LOW	YES
40109104400	MODERATE	YES
40109104500	MODERATE	YES
40109104600	LOW	YES

Oklahoma, OKLAHOMA

Census Tract	Tract Income Class	Minority Tract
40109104700	MODERATE	YES
40109104800	MODERATE	YES
40109104900	LOW	YES
40109105000	NA	YES
40109105101	MIDDLE	NO
40109105201	LOW	YES
40109105202	LOW	YES
40109105300	MODERATE	YES
40109105400	LOW	YES
40109105500	MODERATE	YES
40109105600	LOW	YES
40109105903	MODERATE	YES
40109105904	MODERATE	YES
40109105905	MODERATE	YES
40109105906	MODERATE	YES
40109105907	LOW	YES
40109106000	MIDDLE	YES
40109106100	MIDDLE	YES
40109106200	MODERATE	YES
40109106301	LOW	YES
40109106302	MODERATE	YES
40109106303	MIDDLE	YES
40109106401	UPPER	NO
40109106402	UPPER	NO
40109106403	MODERATE	NO
40109106501	UPPER	NO
40109106502	MODERATE	NO



Oklahoma, OKLAHOMA

Census Tract	Tract Income Class	Minority Tract
40109106503	UPPER	NO
40109106601	MODERATE	NO
40109106602	MODERATE	NO
40109106606	MIDDLE	NO
40109106607	MODERATE	NO
40109106608	MIDDLE	NO
40109106609	MIDDLE	NO
40109106610	NA	NO
40109106611	MODERATE	YES
40109106702	MODERATE	YES
40109106704	MIDDLE	NO
40109106705	MIDDLE	NO
40109106706	NA	YES
40109106708	UPPER	NO
40109106709	MODERATE	YES
40109106710	MODERATE	YES
40109106801	MODERATE	NO
40109106802	MIDDLE	NO
40109106803	MODERATE	NO
40109106804	MODERATE	YES
40109106902	MODERATE	YES
40109106903	MIDDLE	NO
40109106906	MIDDLE	YES
40109106907	MIDDLE	YES
40109106909	MIDDLE	NO
40109106910	MODERATE	YES
40109106911	MIDDLE	YES

Oklahoma, OKLAHOMA

Census Tract	Tract Income Class	Minority Tract
40109106912	LOW	YES
40109106913	MODERATE	YES
40109106914	MIDDLE	YES
40109106916	MODERATE	YES
40109106917	LOW	YES
40109107001	MODERATE	YES
40109107002	MODERATE	YES
40109107101	NA	YES
40109107103	MODERATE	YES
40109107104	LOW	YES
40109107206	MODERATE	YES
40109107207	MIDDLE	YES
40109107212	MODERATE	YES
40109107213	MODERATE	YES
40109107214	MIDDLE	YES
40109107215	LOW	YES
40109107216	MODERATE	YES
40109107217	MODERATE	YES
40109107218	MODERATE	YES
40109107219	MODERATE	YES
40109107220	MODERATE	YES
40109107221	MODERATE	YES
40109107222	MODERATE	YES
40109107223	MODERATE	YES
40109107224	MIDDLE	YES
40109107225	MODERATE	YES
40109107226	MODERATE	YES

Oklahoma, OKLAHOMA

Census Tract	Tract Income Class	Minority Tract
40109107302	LOW	YES
40109107303	MODERATE	NO
40109107305	NA	YES
40109107306	LOW	YES
40109107401	MIDDLE	YES
40109107404	MIDDLE	YES
40109107405	MODERATE	YES
40109107406	MIDDLE	YES
40109107407	MIDDLE	NO
40109107601	MODERATE	NO
40109107604	MODERATE	NO
40109107605	MODERATE	NO
40109107608	MIDDLE	NO
40109107703	MIDDLE	NO
40109107704	MODERATE	NO
40109107705	MODERATE	NO
40109107706	MODERATE	NO
40109107707	MODERATE	NO
40109107801	MIDDLE	YES
40109107804	MODERATE	NO
40109107805	MODERATE	YES
40109107806	MODERATE	NO
40109107807	MODERATE	NO
40109107808	MIDDLE	YES
40109107809	MIDDLE	NO
40109107810	MODERATE	NO
40109107900	MODERATE	YES



Oklahoma, OKLAHOMA

Census Tract	Tract Income Class	Minority Tract
40109108003	LOW	YES
40109108005	MIDDLE	YES
40109108006	MIDDLE	NO
40109108007	MIDDLE	NO
40109108008	MODERATE	YES
40109108009	MODERATE	YES
40109108010	MODERATE	YES
40109108011	MODERATE	YES
40109108101	UPPER	NO
40109108106	UPPER	NO
40109108107	UPPER	NO
40109108109	UPPER	NO
40109108110	UPPER	NO
40109108113	UPPER	NO
40109108114	UPPER	NO
40109108201	MIDDLE	NO
40109108203	MODERATE	NO
40109108204	MIDDLE	YES
40109108207	LOW	NO
40109108208	MODERATE	NO
40109108215	MIDDLE	NO
40109108216	MIDDLE	NO
40109108217	MIDDLE	NO
40109108222	UPPER	NO
40109108223	UPPER	NO
40109108224	UPPER	NO
40109108225	UPPER	NO

Oklahoma, OKLAHOMA

Census Tract	Tract Income Class	Minority Tract
40109108226	MIDDLE	YES
40109108227	UPPER	NO
40109108228	UPPER	NO
40109108229	UPPER	NO
40109108230	MIDDLE	NO
40109108231	UPPER	NO
40109108232	UPPER	NO
40109108233	UPPER	NO
40109108234	UPPER	NO
40109108235	UPPER	NO
40109108236	MIDDLE	NO
40109108237	UPPER	NO
40109108238	MIDDLE	NO
40109108301	MODERATE	YES
40109108302	MIDDLE	NO
40109108304	MIDDLE	NO
40109108307	MIDDLE	YES
40109108309	LOW	YES
40109108310	MODERATE	YES
40109108314	MODERATE	YES
40109108317	UPPER	NO
40109108318	UPPER	NO
40109108319	MIDDLE	NO
40109108320	MIDDLE	NO
40109108321	MODERATE	YES
40109108322	MODERATE	YES
40109108323	UPPER	NO

Oklahoma, OKLAHOMA

Census Tract	Tract Income Class	Minority Tract
40109108324	UPPER	NO
40109108325	UPPER	NO
40109108326	MODERATE	NO
40109108402	MIDDLE	NO
40109108403	MIDDLE	NO
40109108404	MIDDLE	NO
40109108506	MIDDLE	NO
40109108507	UPPER	NO
40109108508	MIDDLE	NO
40109108513	UPPER	NO
40109108514	MIDDLE	YES
40109108515	MIDDLE	NO
40109108520	UPPER	NO
40109108521	MIDDLE	YES
40109108523	UPPER	NO
40109108524	MIDDLE	NO
40109108525	MIDDLE	NO
40109108526	MIDDLE	NO
40109108527	MIDDLE	NO
40109108528	UPPER	NO
40109108529	UPPER	NO
40109108530	UPPER	NO
40109108531	UPPER	NO
40109108532	UPPER	NO
40109108533	UPPER	NO
40109108534	UPPER	NO
40109108535	UPPER	NO



Oklahoma, OKLAHOMA

Census Tract	Tract Income Class	Minority Tract
40109108536	UPPER	NO
40109108537	UPPER	NO
40109108538	UPPER	NO
40109108603	UPPER	NO
40109108604	MIDDLE	NO
40109108701	UPPER	NO
40109108706	MIDDLE	NO
40109108707	MIDDLE	NO
40109108708	MIDDLE	NO
40109108709	UPPER	NO
40109108710	UPPER	NO
40109108711	UPPER	NO
40109108712	UPPER	NO
40109108713	UPPER	NO
40109108802	MIDDLE	NO
40109108803	LOW	YES
40109108804	MIDDLE	NO
40109108805	MODERATE	NO
40109108806	UPPER	NO
40109108807	UPPER	NO
40109108900	MODERATE	NO
40109109001	MIDDLE	NO
40109109003	MIDDLE	NO
40109109004	UPPER	NO
40109109202	MIDDLE	NO
40109109203	UPPER	NO
40109109204	UPPER	NO

Oklahoma, OKLAHOMA

Census Tract	Tract Income Class	Minority Tract
40109109205	UPPER	NO
40109109300	MIDDLE	NO
40109109400	UPPER	NO
40109109500	LOW	YES
40109109600	NA	NO
40109109700	UPPER	NO
40109109800	MODERATE	YES
40109109900	MIDDLE	NO
40109110000	LOW	YES
40109980001	NA	YES
40109980002	NA	NO
40109980003	NA	YES
40109980004	NA	NO
40109980005	NA	YES
40109980006	NA	NO
40109980007	UPPER	NO
40109980008	NA	NO
40109980009	NA	YES

Oklahoma, OKLAHOMA

Census Tract	Tract Income Class	Minority Tract
Summary Data: Oklahoma		
Number of Census Tracts		266
Number of Minority Tracts		116
Percentage of Minority Tracts		43.61%
Number of Low Income Tracts		26
Percentage of Low Income Tracts		9.77%
Number of Moderate Income Tracts		85
Percentage of Moderate Income Tracts		31.95%
Number of Middle Income Tracts		73
Percentage of Middle Income Tracts		27.44%
Number of Upper Income Tracts		67
Percentage of Upper Income Tracts		25.19%
Number of NA Income Tracts		15
Percentage of NA Income Tracts		5.64%

Okmulgee, OKLAHOMA

Census Tract	Tract Income Class	Minority Tract
40111000100	MODERATE	YES
40111000200	LOW	YES
40111000300	LOW	NO
40111000400	MODERATE	NO
40111000500	MIDDLE	NO



Okmulgee, OKLAHOMA

Census Tract	Tract Income Class	Minority Tract
40111000601	MIDDLE	NO
40111000602	MIDDLE	NO
40111000700	MIDDLE	NO
40111000800	MIDDLE	NO
40111000901	MIDDLE	NO
40111000902	MODERATE	NO

Summary Data: Okmulgee

Number of Census Tracts	11
Number of Minority Tracts	2
Percentage of Minority Tracts	18.18%
Number of Low Income Tracts	2
Percentage of Low Income Tracts	18.18%
Number of Moderate Income Tracts	3
Percentage of Moderate Income Tracts	27.27%
Number of Middle Income Tracts	6
Percentage of Middle Income Tracts	54.55%
Number of Upper Income Tracts	0
Percentage of Upper Income Tracts	0.00%
Number of NA Income Tracts	0
Percentage of NA Income Tracts	0.00%

Osage, OKLAHOMA

Census Tract	Tract Income Class	Minority Tract
40113940001	MODERATE	NO
40113940003	MIDDLE	NO
40113940004	MIDDLE	NO
40113940005	MIDDLE	NO
40113940006	MODERATE	YES
40113940007	MIDDLE	NO
40113940008	MIDDLE	NO
40113940009	UPPER	NO
40113940011	MIDDLE	NO
40113940012	LOW	YES
40113940013	MODERATE	YES
40113940014	MIDDLE	NO
40113940015	MODERATE	NO

Osage, OKLAHOMA

Census Tract	Tract Income Class	Minority Tract
Summary Data: Osage		
Number of Census Tracts		13
Number of Minority Tracts		3
Percentage of Minority Tracts		23.08%
Number of Low Income Tracts		1
Percentage of Low Income Tracts		7.69%
Number of Moderate Income Tracts		4
Percentage of Moderate Income Tracts		30.77%
Number of Middle Income Tracts		7
Percentage of Middle Income Tracts		53.85%
Number of Upper Income Tracts		1
Percentage of Upper Income Tracts		7.69%
Number of NA Income Tracts		0
Percentage of NA Income Tracts		0.00%

Ottawa, OKLAHOMA

Census Tract	Tract Income Class	Minority Tract
40115574100	MIDDLE	NO
40115574200	MODERATE	NO
40115574300	MODERATE	NO
40115574400	MODERATE	NO
40115574500	MODERATE	NO

Ottawa, OKLAHOMA

Census Tract	Tract Income Class	Minority Tract
40115574600	MIDDLE	NO
40115574700	MIDDLE	NO
40115574800	MODERATE	NO
40115574900	MIDDLE	NO

Summary Data: Ottawa

Number of Census Tracts	9
Number of Minority Tracts	0
Percentage of Minority Tracts	0.00%
Number of Low Income Tracts	0
Percentage of Low Income Tracts	0.00%
Number of Moderate Income Tracts	5
Percentage of Moderate Income Tracts	55.56%
Number of Middle Income Tracts	4
Percentage of Middle Income Tracts	44.44%
Number of Upper Income Tracts	0
Percentage of Upper Income Tracts	0.00%
Number of NA Income Tracts	0
Percentage of NA Income Tracts	0.00%

Pawnee, OKLAHOMA

Census Tract	Tract Income Class	Minority Tract
40117957100	MODERATE	NO

Pawnee, OKLAHOMA

Census Tract	Tract Income Class	Minority Tract
40117957200	MIDDLE	NO
40117957300	MODERATE	NO
40117957400	MIDDLE	NO
40117957500	MODERATE	NO

Summary Data: Pawnee

Number of Census Tracts	5
Number of Minority Tracts	0
Percentage of Minority Tracts	0.00%
Number of Low Income Tracts	0
Percentage of Low Income Tracts	0.00%
Number of Moderate Income Tracts	3
Percentage of Moderate Income Tracts	60.00%
Number of Middle Income Tracts	2
Percentage of Middle Income Tracts	40.00%
Number of Upper Income Tracts	0
Percentage of Upper Income Tracts	0.00%
Number of NA Income Tracts	0
Percentage of NA Income Tracts	0.00%

Payne, OKLAHOMA

Census Tract	Tract Income Class	Minority Tract
40119010101	MIDDLE	NO

Payne, OKLAHOMA

Census Tract	Tract Income Class	Minority Tract
40119010102	MODERATE	NO
40119010201	MIDDLE	NO
40119010202	MODERATE	NO
40119010300	NA	NO
40119010400	MODERATE	NO
40119010501	LOW	NO
40119010502	NA	NO
40119010503	LOW	NO
40119010600	MIDDLE	NO
40119010700	MODERATE	NO
40119010800	MIDDLE	NO
40119010901	UPPER	NO
40119010902	UPPER	NO
40119011001	UPPER	NO
40119011002	UPPER	NO
40119011101	UPPER	NO
40119011103	UPPER	NO
40119011104	MIDDLE	NO
40119011200	MODERATE	NO
40119011301	MIDDLE	NO
40119011302	MIDDLE	NO
40119011400	MODERATE	NO



Payne, OKLAHOMA

Census Tract	Tract Income Class	Minority Tract
Summary Data: Payne		
Number of Census Tracts		23
Number of Minority Tracts		0
Percentage of Minority Tracts		0.00%
Number of Low Income Tracts		2
Percentage of Low Income Tracts		8.70%
Number of Moderate Income Tracts		6
Percentage of Moderate Income Tracts		26.09%
Number of Middle Income Tracts		7
Percentage of Middle Income Tracts		30.43%
Number of Upper Income Tracts		6
Percentage of Upper Income Tracts		26.09%
Number of NA Income Tracts		2
Percentage of NA Income Tracts		8.70%

Pittsburg, OKLAHOMA

Census Tract	Tract Income Class	Minority Tract
40121485601	MODERATE	NO
40121485602	MIDDLE	NO
40121485700	MIDDLE	NO
40121485800	MIDDLE	NO
40121485900	MIDDLE	NO

Pittsburg, OKLAHOMA

Census Tract	Tract Income Class	Minority Tract
40121486000	MIDDLE	NO
40121486100	MIDDLE	NO
40121486200	MIDDLE	NO
40121486300	NA	YES
40121486400	MODERATE	NO
40121486500	UPPER	NO
40121486600	UPPER	NO
40121486700	MIDDLE	NO
40121486800	MIDDLE	NO

Summary Data: Pittsburg

Number of Census Tracts	14
Number of Minority Tracts	1
Percentage of Minority Tracts	7.14%
Number of Low Income Tracts	0
Percentage of Low Income Tracts	0.00%
Number of Moderate Income Tracts	2
Percentage of Moderate Income Tracts	14.29%
Number of Middle Income Tracts	9
Percentage of Middle Income Tracts	64.29%
Number of Upper Income Tracts	2
Percentage of Upper Income Tracts	14.29%
Number of NA Income Tracts	1
Percentage of NA Income Tracts	7.14%

Pontotoc, OKLAHOMA

Census Tract	Tract Income Class	Minority Tract
40123088600	MIDDLE	NO
40123088700	MIDDLE	NO
40123088801	UPPER	NO
40123088802	UPPER	NO
40123088900	MIDDLE	NO
40123089000	UPPER	NO
40123089100	MODERATE	YES
40123089200	MIDDLE	NO
40123089300	MIDDLE	NO
40123089598	UPPER	NO
40123089600	MIDDLE	NO

Pontotoc, OKLAHOMA

Census Tract	Tract Income Class	Minority Tract
Summary Data: Pontotoc		
Number of Census Tracts		11
Number of Minority Tracts		1
Percentage of Minority Tracts		9.09%
Number of Low Income Tracts		0
Percentage of Low Income Tracts		0.00%
Number of Moderate Income Tracts		1
Percentage of Moderate Income Tracts		9.09%
Number of Middle Income Tracts		6
Percentage of Middle Income Tracts		54.55%
Number of Upper Income Tracts		4
Percentage of Upper Income Tracts		36.36%
Number of NA Income Tracts		0
Percentage of NA Income Tracts		0.00%

Pottawatomie, OKLAHOMA

Census Tract	Tract Income Class	Minority Tract
40125500200	LOW	NO
40125500301	MIDDLE	NO
40125500302	MIDDLE	NO
40125500400	MIDDLE	NO
40125500500	MODERATE	NO

Pottawatomie, OKLAHOMA

Census Tract	Tract Income Class	Minority Tract
40125500600	MIDDLE	NO
40125500700	MIDDLE	NO
40125500800	UPPER	NO
40125500901	UPPER	NO
40125500902	MIDDLE	NO
40125501003	UPPER	NO
40125501004	MIDDLE	NO
40125501005	UPPER	NO
40125501006	UPPER	NO
40125501101	MIDDLE	NO
40125501103	MIDDLE	NO
40125501104	MIDDLE	NO
40125501105	MIDDLE	NO
40125501201	MIDDLE	NO
40125501300	MIDDLE	NO

Pottawatomie, OKLAHOMA

Census Tract	Tract Income Class	Minority Tract
Summary Data: Pottawatomie		
Number of Census Tracts		20
Number of Minority Tracts		0
Percentage of Minority Tracts		0.00%
Number of Low Income Tracts		1
Percentage of Low Income Tracts		5.00%
Number of Moderate Income Tracts		1
Percentage of Moderate Income Tracts		5.00%
Number of Middle Income Tracts		13
Percentage of Middle Income Tracts		65.00%
Number of Upper Income Tracts		5
Percentage of Upper Income Tracts		25.00%
Number of NA Income Tracts		0
Percentage of NA Income Tracts		0.00%

Pushmataha, OKLAHOMA

Census Tract	Tract Income Class	Minority Tract
40127097600	MIDDLE	NO
40127097701	MODERATE	NO
40127097702	MIDDLE	NO
40127097800	MIDDLE	NO



Pushmataha, OKLAHOMA

Census Tract	Tract Income Class	Minority Tract
Summary Data: Pushmataha		
Number of Census Tracts		4
Number of Minority Tracts		0
Percentage of Minority Tracts		0.00%
Number of Low Income Tracts		0
Percentage of Low Income Tracts		0.00%
Number of Moderate Income Tracts		1
Percentage of Moderate Income Tracts		25.00%
Number of Middle Income Tracts		3
Percentage of Middle Income Tracts		75.00%
Number of Upper Income Tracts		0
Percentage of Upper Income Tracts		0.00%
Number of NA Income Tracts		0
Percentage of NA Income Tracts		0.00%

Roger Mills, OKLAHOMA

Census Tract	Tract Income Class	Minority Tract
40129960000	MIDDLE	NO

Roger Mills, OKLAHOMA

Census Tract	Tract Income Class	Minority Tract
Summary Data: Roger Mills		
Number of Census Tracts		1
Number of Minority Tracts		0
Percentage of Minority Tracts		0.00%
Number of Low Income Tracts		0
Percentage of Low Income Tracts		0.00%
Number of Moderate Income Tracts		0
Percentage of Moderate Income Tracts		0.00%
Number of Middle Income Tracts		1
Percentage of Middle Income Tracts		100.00%
Number of Upper Income Tracts		0
Percentage of Upper Income Tracts		0.00%
Number of NA Income Tracts		0
Percentage of NA Income Tracts		0.00%

Rogers, OKLAHOMA

Census Tract	Tract Income Class	Minority Tract
40131050101	MODERATE	NO
40131050103	MIDDLE	NO
40131050104	MODERATE	NO
40131050105	UPPER	NO
40131050201	UPPER	NO

Rogers, OKLAHOMA

Census Tract	Tract Income Class	Minority Tract
40131050202	MODERATE	NO
40131050203	MIDDLE	NO
40131050301	MIDDLE	NO
40131050302	MIDDLE	NO
40131050303	MIDDLE	NO
40131050304	MIDDLE	NO
40131050403	UPPER	NO
40131050404	MIDDLE	NO
40131050405	UPPER	NO
40131050406	UPPER	NO
40131050407	MIDDLE	NO
40131050408	MIDDLE	NO
40131050409	UPPER	NO
40131050501	MIDDLE	NO
40131050502	MIDDLE	NO
40131050601	MIDDLE	NO
40131050602	MIDDLE	NO
40131050603	UPPER	NO
40131050604	UPPER	NO
40131050701	MODERATE	NO
40131050702	MODERATE	NO
40131050801	MIDDLE	NO
40131050802	UPPER	NO



Rogers, OKLAHOMA

Census Tract	Tract Income Class	Minority Tract
Summary Data: Rogers		
Number of Census Tracts		28
Number of Minority Tracts		0
Percentage of Minority Tracts		0.00%
Number of Low Income Tracts		0
Percentage of Low Income Tracts		0.00%
Number of Moderate Income Tracts		5
Percentage of Moderate Income Tracts		17.86%
Number of Middle Income Tracts		14
Percentage of Middle Income Tracts		50.00%
Number of Upper Income Tracts		9
Percentage of Upper Income Tracts		32.14%
Number of NA Income Tracts		0
Percentage of NA Income Tracts		0.00%

Seminole, OKLAHOMA

Census Tract	Tract Income Class	Minority Tract
40133583100	MIDDLE	NO
40133583200	MIDDLE	NO
40133583300	MIDDLE	NO
40133583400	MODERATE	NO
40133583500	LOW	NO

Seminole, OKLAHOMA

Census Tract	Tract Income Class	Minority Tract
40133583600	MODERATE	YES
40133583700	MIDDLE	NO
40133583800	MODERATE	NO
40133583900	MIDDLE	NO

Summary Data: Seminole

Number of Census Tracts		9
Number of Minority Tracts		1
Percentage of Minority Tracts		11.11%
Number of Low Income Tracts		1
Percentage of Low Income Tracts		11.11%
Number of Moderate Income Tracts		3
Percentage of Moderate Income Tracts		33.33%
Number of Middle Income Tracts		5
Percentage of Middle Income Tracts		55.56%
Number of Upper Income Tracts		0
Percentage of Upper Income Tracts		0.00%
Number of NA Income Tracts		0
Percentage of NA Income Tracts		0.00%

Sequoyah, OKLAHOMA

Census Tract	Tract Income Class	Minority Tract
40135030101	MIDDLE	NO

Sequoyah, OKLAHOMA

Census Tract	Tract Income Class	Minority Tract
40135030103	MODERATE	NO
40135030105	MIDDLE	NO
40135030106	MIDDLE	NO
40135030201	MIDDLE	NO
40135030202	MIDDLE	NO
40135030301	MIDDLE	NO
40135030303	LOW	NO
40135030304	MIDDLE	NO
40135030401	MIDDLE	NO
40135030403	MIDDLE	NO
40135030404	MIDDLE	NO



Sequoyah, OKLAHOMA

Census Tract	Tract Income Class	Minority Tract
Summary Data: Sequoyah		
Number of Census Tracts		12
Number of Minority Tracts		0
Percentage of Minority Tracts		0.00%
Number of Low Income Tracts		1
Percentage of Low Income Tracts		8.33%
Number of Moderate Income Tracts		1
Percentage of Moderate Income Tracts		8.33%
Number of Middle Income Tracts		10
Percentage of Middle Income Tracts		83.33%
Number of Upper Income Tracts		0
Percentage of Upper Income Tracts		0.00%
Number of NA Income Tracts		0
Percentage of NA Income Tracts		0.00%

Stephens, OKLAHOMA

Census Tract	Tract Income Class	Minority Tract
40137000101	UPPER	NO
40137000102	MIDDLE	NO
40137000200	UPPER	NO
40137000300	MIDDLE	NO
40137000400	MIDDLE	NO

Stephens, OKLAHOMA

Census Tract	Tract Income Class	Minority Tract
40137000600	MODERATE	NO
40137000800	UPPER	NO
40137000901	MIDDLE	NO
40137000902	MIDDLE	NO
40137001000	UPPER	NO
40137001100	MIDDLE	NO

Summary Data: Stephens

Number of Census Tracts	11
Number of Minority Tracts	0
Percentage of Minority Tracts	0.00%
Number of Low Income Tracts	0
Percentage of Low Income Tracts	0.00%
Number of Moderate Income Tracts	1
Percentage of Moderate Income Tracts	9.09%
Number of Middle Income Tracts	6
Percentage of Middle Income Tracts	54.55%
Number of Upper Income Tracts	4
Percentage of Upper Income Tracts	36.36%
Number of NA Income Tracts	0
Percentage of NA Income Tracts	0.00%

Texas, OKLAHOMA

Census Tract	Tract Income Class	Minority Tract
40139950600	MIDDLE	NO
40139950700	UPPER	NO
40139950800	MIDDLE	YES
40139950901	MODERATE	YES
40139950902	UPPER	YES
40139951000	MIDDLE	NO

Summary Data: Texas

Number of Census Tracts	6
Number of Minority Tracts	3
Percentage of Minority Tracts	50.00%
Number of Low Income Tracts	0
Percentage of Low Income Tracts	0.00%
Number of Moderate Income Tracts	1
Percentage of Moderate Income Tracts	16.67%
Number of Middle Income Tracts	3
Percentage of Middle Income Tracts	50.00%
Number of Upper Income Tracts	2
Percentage of Upper Income Tracts	33.33%
Number of NA Income Tracts	0
Percentage of NA Income Tracts	0.00%

Tillman, OKLAHOMA

Census Tract	Tract Income Class	Minority Tract
40141070100	MIDDLE	NO
40141070200	MODERATE	NO
40141070300	MIDDLE	NO
40141070400	MODERATE	YES
40141070500	MIDDLE	NO

Summary Data: Tillman

Number of Census Tracts	5
Number of Minority Tracts	1
Percentage of Minority Tracts	20.00%
Number of Low Income Tracts	0
Percentage of Low Income Tracts	0.00%
Number of Moderate Income Tracts	2
Percentage of Moderate Income Tracts	40.00%
Number of Middle Income Tracts	3
Percentage of Middle Income Tracts	60.00%
Number of Upper Income Tracts	0
Percentage of Upper Income Tracts	0.00%
Number of NA Income Tracts	0
Percentage of NA Income Tracts	0.00%

Tulsa, OKLAHOMA

Census Tract	Tract Income Class	Minority Tract
--------------	--------------------	----------------

Tulsa, OKLAHOMA

Census Tract	Tract Income Class	Minority Tract
40143000200	MODERATE	YES
40143000300	MODERATE	YES
40143000400	LOW	YES
40143000500	LOW	YES
40143000800	MODERATE	YES
40143000900	MIDDLE	YES
40143001000	MODERATE	YES
40143001200	MODERATE	YES
40143001300	MODERATE	YES
40143001400	MODERATE	YES
40143001500	LOW	YES
40143001600	LOW	YES
40143001700	MODERATE	NO
40143001800	MIDDLE	NO
40143001900	MIDDLE	NO
40143002000	MIDDLE	NO
40143002100	NA	NO
40143002301	LOW	YES
40143002500	MIDDLE	NO
40143002700	MODERATE	NO
40143002900	MODERATE	NO
40143003000	MODERATE	NO
40143003100	UPPER	NO
40143003200	UPPER	NO
40143003300	UPPER	NO
40143003400	MIDDLE	NO
40143003500	UPPER	NO

Tulsa, OKLAHOMA

Census Tract	Tract Income Class	Minority Tract
40143003600	UPPER	NO
40143003700	MIDDLE	NO
40143003800	MIDDLE	NO
40143003900	MIDDLE	NO
40143004000	MIDDLE	NO
40143004101	UPPER	NO
40143004200	UPPER	NO
40143004301	UPPER	NO
40143004302	UPPER	NO
40143004400	MIDDLE	NO
40143004500	UPPER	NO
40143004600	LOW	YES
40143004700	MIDDLE	NO
40143004800	MODERATE	NO
40143004900	MODERATE	NO
40143005001	MODERATE	NO
40143005002	MIDDLE	NO
40143005100	UPPER	NO
40143005200	UPPER	NO
40143005300	MIDDLE	NO
40143005401	UPPER	NO
40143005403	MIDDLE	NO
40143005404	UPPER	NO
40143005500	MIDDLE	NO
40143005600	MIDDLE	NO
40143005700	MODERATE	YES
40143005801	MODERATE	NO



Tulsa, OKLAHOMA

Census Tract	Tract Income Class	Minority Tract
40143005805	MIDDLE	NO
40143005808	UPPER	NO
40143005809	UPPER	NO
40143005810	UPPER	NO
40143005811	UPPER	NO
40143005812	UPPER	NO
40143005813	MODERATE	NO
40143005900	MODERATE	YES
40143006000	MODERATE	YES
40143006200	MODERATE	YES
40143006506	UPPER	NO
40143006507	MIDDLE	NO
40143006600	MIDDLE	NO
40143006701	MODERATE	YES
40143006703	MODERATE	NO
40143006708	UPPER	NO
40143006709	UPPER	NO
40143006710	UPPER	NO
40143006711	MIDDLE	NO
40143006712	UPPER	NO
40143006713	MIDDLE	NO
40143006801	MODERATE	YES
40143006803	MODERATE	NO
40143006804	MODERATE	YES
40143006901	UPPER	NO
40143006902	UPPER	NO
40143006903	MIDDLE	NO

Tulsa, OKLAHOMA

Census Tract	Tract Income Class	Minority Tract
40143006905	MODERATE	YES
40143006906	MODERATE	YES
40143006907	MIDDLE	YES
40143007000	MODERATE	NO
40143007101	MODERATE	YES
40143007102	MODERATE	YES
40143007200	MODERATE	YES
40143007304	MODERATE	YES
40143007306	MODERATE	YES
40143007308	MODERATE	NO
40143007309	MIDDLE	YES
40143007310	MODERATE	YES
40143007311	MODERATE	YES
40143007312	MODERATE	YES
40143007313	MIDDLE	YES
40143007314	MODERATE	YES
40143007402	MODERATE	NO
40143007408	LOW	NO
40143007409	UPPER	YES
40143007410	MODERATE	YES
40143007411	MODERATE	YES
40143007412	UPPER	NO
40143007413	MIDDLE	NO
40143007414	MODERATE	NO
40143007415	MIDDLE	NO
40143007416	UPPER	NO
40143007417	UPPER	NO

Tulsa, OKLAHOMA

Census Tract	Tract Income Class	Minority Tract
40143007503	MIDDLE	NO
40143007507	MIDDLE	NO
40143007510	MIDDLE	NO
40143007511	MIDDLE	NO
40143007512	MIDDLE	NO
40143007518	UPPER	NO
40143007519	UPPER	NO
40143007520	UPPER	NO
40143007522	MIDDLE	NO
40143007523	UPPER	NO
40143007525	MODERATE	NO
40143007526	UPPER	NO
40143007527	UPPER	NO
40143007528	UPPER	NO
40143007529	UPPER	NO
40143007530	UPPER	NO
40143007531	UPPER	NO
40143007532	UPPER	NO
40143007533	UPPER	NO
40143007534	UPPER	NO
40143007535	UPPER	NO
40143007536	UPPER	NO
40143007608	LOW	YES
40143007611	UPPER	NO
40143007612	UPPER	NO
40143007613	UPPER	NO
40143007614	UPPER	NO



Tulsa, OKLAHOMA

Census Tract	Tract Income Class	Minority Tract
40143007615	MODERATE	NO
40143007616	UPPER	NO
40143007617	MODERATE	YES
40143007619	MIDDLE	NO
40143007629	MIDDLE	NO
40143007630	UPPER	NO
40143007631	UPPER	NO
40143007632	UPPER	NO
40143007633	UPPER	NO
40143007634	UPPER	NO
40143007636	UPPER	NO
40143007638	UPPER	NO
40143007639	UPPER	NO
40143007641	LOW	YES
40143007642	MODERATE	YES
40143007643	MODERATE	YES
40143007644	MODERATE	YES
40143007645	MIDDLE	NO
40143007646	MODERATE	YES
40143007647	UPPER	NO
40143007648	MIDDLE	NO
40143007649	UPPER	NO
40143007650	MODERATE	YES
40143007651	UPPER	NO
40143007652	UPPER	NO
40143007653	UPPER	NO
40143007654	UPPER	NO

Tulsa, OKLAHOMA

Census Tract	Tract Income Class	Minority Tract
40143007655	MIDDLE	NO
40143007656	UPPER	NO
40143007703	UPPER	NO
40143007704	MODERATE	NO
40143007705	UPPER	NO
40143007706	MIDDLE	NO
40143007707	MIDDLE	NO
40143007801	MIDDLE	NO
40143007803	UPPER	NO
40143007804	UPPER	NO
40143007900	MODERATE	YES
40143008001	LOW	YES
40143008002	MODERATE	YES
40143008200	MODERATE	YES
40143008300	MODERATE	YES
40143008400	MIDDLE	NO
40143008501	MODERATE	YES
40143008502	MIDDLE	NO
40143008600	MODERATE	NO
40143008700	UPPER	NO
40143008800	MODERATE	NO
40143008900	MODERATE	YES
40143009006	MODERATE	YES
40143009008	LOW	YES
40143009010	MIDDLE	YES
40143009011	LOW	YES
40143009012	MODERATE	YES

Tulsa, OKLAHOMA

Census Tract	Tract Income Class	Minority Tract
40143009013	MODERATE	YES
40143009014	UPPER	YES
40143009015	UPPER	NO
40143009016	UPPER	NO
40143009017	MIDDLE	YES
40143009018	UPPER	NO
40143009019	MIDDLE	NO
40143009020	UPPER	NO
40143009021	MIDDLE	NO
40143009101	LOW	YES
40143009104	MODERATE	NO
40143009200	MIDDLE	NO
40143009300	MODERATE	NO
40143009401	MIDDLE	NO
40143009403	MIDDLE	NO
40143009404	MIDDLE	NO
40143009500	MIDDLE	NO
40143011300	MODERATE	YES
40143011400	MODERATE	YES



Tulsa, OKLAHOMA

Census Tract	Tract Income Class	Minority Tract
Summary Data: Tulsa		
Number of Census Tracts		208
Number of Minority Tracts		64
Percentage of Minority Tracts		30.77%
Number of Low Income Tracts		13
Percentage of Low Income Tracts		6.25%
Number of Moderate Income Tracts		66
Percentage of Moderate Income Tracts		31.73%
Number of Middle Income Tracts		53
Percentage of Middle Income Tracts		25.48%
Number of Upper Income Tracts		75
Percentage of Upper Income Tracts		36.06%
Number of NA Income Tracts		1
Percentage of NA Income Tracts		0.48%

Wagoner, OKLAHOMA

Census Tract	Tract Income Class	Minority Tract
40145030101	MODERATE	NO
40145030102	MODERATE	NO
40145030201	MODERATE	NO
40145030202	MIDDLE	NO
40145030300	MIDDLE	NO

Wagoner, OKLAHOMA

Census Tract	Tract Income Class	Minority Tract
40145030402	MIDDLE	NO
40145030403	MIDDLE	NO
40145030406	MIDDLE	NO
40145030407	UPPER	NO
40145030408	MIDDLE	NO
40145030502	UPPER	NO
40145030505	MIDDLE	NO
40145030506	MIDDLE	NO
40145030507	MODERATE	YES
40145030508	UPPER	NO
40145030509	UPPER	NO
40145030510	UPPER	NO
40145030511	UPPER	NO
40145030512	UPPER	NO
40145030601	UPPER	NO
40145030603	MIDDLE	NO
40145030604	MIDDLE	NO
40145030605	MIDDLE	NO
40145030798	MIDDLE	NO
40145030800	UPPER	NO

Wagoner, OKLAHOMA

Census Tract	Tract Income Class	Minority Tract
Summary Data: Wagoner		
Number of Census Tracts		25
Number of Minority Tracts		1
Percentage of Minority Tracts		4.00%
Number of Low Income Tracts		0
Percentage of Low Income Tracts		0.00%
Number of Moderate Income Tracts		4
Percentage of Moderate Income Tracts		16.00%
Number of Middle Income Tracts		12
Percentage of Middle Income Tracts		48.00%
Number of Upper Income Tracts		9
Percentage of Upper Income Tracts		36.00%
Number of NA Income Tracts		0
Percentage of NA Income Tracts		0.00%

Washington, OKLAHOMA

Census Tract	Tract Income Class	Minority Tract
40147000100	MIDDLE	NO
40147000200	MODERATE	NO
40147000300	MODERATE	NO
40147000400	UPPER	NO
40147000500	MIDDLE	NO



Washington, OKLAHOMA

Census Tract	Tract Income Class	Minority Tract
40147000601	MIDDLE	NO
40147000602	UPPER	NO
40147000700	UPPER	NO
40147000800	MIDDLE	NO
40147000900	MODERATE	NO
40147001000	MIDDLE	NO
40147001100	MIDDLE	NO
40147001200	UPPER	NO
40147001300	MIDDLE	NO

Summary Data: Washington

Number of Census Tracts	14
Number of Minority Tracts	0
Percentage of Minority Tracts	0.00%
Number of Low Income Tracts	0
Percentage of Low Income Tracts	0.00%
Number of Moderate Income Tracts	3
Percentage of Moderate Income Tracts	21.43%
Number of Middle Income Tracts	7
Percentage of Middle Income Tracts	50.00%
Number of Upper Income Tracts	4
Percentage of Upper Income Tracts	28.57%
Number of NA Income Tracts	0
Percentage of NA Income Tracts	0.00%

Washita, OKLAHOMA

Census Tract	Tract Income Class	Minority Tract
40149964900	MIDDLE	NO
40149965000	UPPER	NO
40149965100	MIDDLE	NO
40149965400	MIDDLE	NO

Summary Data: Washita

Number of Census Tracts	4
Number of Minority Tracts	0
Percentage of Minority Tracts	0.00%
Number of Low Income Tracts	0
Percentage of Low Income Tracts	0.00%
Number of Moderate Income Tracts	0
Percentage of Moderate Income Tracts	0.00%
Number of Middle Income Tracts	3
Percentage of Middle Income Tracts	75.00%
Number of Upper Income Tracts	1
Percentage of Upper Income Tracts	25.00%
Number of NA Income Tracts	0
Percentage of NA Income Tracts	0.00%

Woods, OKLAHOMA

Census Tract	Tract Income Class	Minority Tract
40151954201	UPPER	NO

Woods, OKLAHOMA

Census Tract	Tract Income Class	Minority Tract
40151954202	UPPER	NO
40151954300	UPPER	NO
40151954400	UPPER	NO

Summary Data: Woods

Number of Census Tracts	4
Number of Minority Tracts	0
Percentage of Minority Tracts	0.00%
Number of Low Income Tracts	0
Percentage of Low Income Tracts	0.00%
Number of Moderate Income Tracts	0
Percentage of Moderate Income Tracts	0.00%
Number of Middle Income Tracts	0
Percentage of Middle Income Tracts	0.00%
Number of Upper Income Tracts	4
Percentage of Upper Income Tracts	100.00%
Number of NA Income Tracts	0
Percentage of NA Income Tracts	0.00%


Woodward, OKLAHOMA

Census Tract	Tract Income Class	Minority Tract
40153953100	UPPER	NO
40153953200	UPPER	NO



Woodward, OKLAHOMA		
Census Tract	Tract Income Class	Minority Tract
40153953300	UPPER	NO
40153953400	MIDDLE	NO
40153953500	MIDDLE	NO

Summary Data: Woodward	
Number of Census Tracts	5
Number of Minority Tracts	0
Percentage of Minority Tracts	0.00%
Number of Low Income Tracts	0
Percentage of Low Income Tracts	0.00%
Number of Moderate Income Tracts	0
Percentage of Moderate Income Tracts	0.00%
Number of Middle Income Tracts	2
Percentage of Middle Income Tracts	40.00%
Number of Upper Income Tracts	3
Percentage of Upper Income Tracts	60.00%
Number of NA Income Tracts	0
Percentage of NA Income Tracts	0.00%



Assessment Area Summary Data:	Number of Census Tracts:	1,205
--------------------------------------	---------------------------------	-------

Number of Minority Tracts	Number of Low Income Tracts	Number of Moderate Income Tracts	Number of Middle Income Tracts	Number of Upper Income Tracts	Number of NA Income Tracts
252	58	285	535	301	26

Percentage of Minority Tracts	Percentage of Low Income Tracts	Percentage of Moderate Income Tracts	Percentage of Middle Income Tracts	Percentage of Upper Income Tracts	Percentage of NA Income Tracts
20.91%	4.81%	23.65%	44.40%	24.98%	2.16%

