

GeoDataVision Report D-1 Census Tract Reference Book 2021/2022

Tract Income Classification and Minority Status—Based on Census data released by the FFIEC July, 2021 through April, 2022

Adams, OHIO

Census Tract	2021		2022		Change in Tract Income Class from 2021 through 2022
	Tract Income Class	Minority Tract	Tract Income Class	Minority Tract	
39001770100	MODERATE	NO	MODERATE	NO	No Change
39001770200	MIDDLE	NO	MIDDLE	NO	No Change
39001770300	MIDDLE	NO			Not Applicable
39001770301			UPPER	NO	Not Applicable
39001770302			MIDDLE	NO	Not Applicable
39001770400	MODERATE	NO	MODERATE	NO	No Change
39001770500	MODERATE	NO	MODERATE	NO	No Change
39001770600	MODERATE	NO	MODERATE	NO	No Change

Adams, OHIO

Census Tract	2021		2022		Change in Tract Income Class from 2021 through 2022
	Tract Income Class	Minority Tract	Tract Income Class	Minority Tract	

Summary Data: Adams	2021	2022
Number of Census Tracts	6	7
Number of Minority Tracts	0	0
Percentage of Minority Tracts	0.00%	0.00%
Number of Low Income Tracts	0	0
Percentage of Low Income Tracts	0.00%	0.00%
Number of Moderate Income Tracts	4	4
Percentage of Moderate Income Tracts	66.67%	57.14%
Number of Middle Income Tracts	2	2
Percentage of Middle Income Tracts	33.33%	28.57%
Number of Upper Income Tracts	0	1
Percentage of Upper Income Tracts	0.00%	14.29%
Number of NA Income Tracts	0	0
Percentage of NA Income Tracts	0.00%	0.00%

Allen, OHIO

Census Tract	2021		2022		Change in Tract Income Class from 2021 through 2022
	Tract Income Class	Minority Tract	Tract Income Class	Minority Tract	
39003010100	UPPER	NO	UPPER	NO	No Change
39003010200	MIDDLE	NO	MIDDLE	NO	No Change



Allen, OHIO					
Census Tract	2021		2022		Change in Tract Income Class from 2021 through 2022
	Tract Income Class	Minority Tract	Tract Income Class	Minority Tract	
39003010300	MIDDLE	NO	MIDDLE	NO	No Change
39003010600	MIDDLE	NO	MIDDLE	NO	No Change
39003010800	UPPER	NO			Not Applicable
39003010801			UPPER	NO	Not Applicable
39003010802			UPPER	NO	Not Applicable
39003010900	UPPER	NO	MIDDLE	NO	UPPER to MIDDLE
39003011000	MIDDLE	NO	MODERATE	NO	MIDDLE to MODERATE
39003011200	MIDDLE	NO	MIDDLE	NO	No Change
39003011300	MIDDLE	NO			Not Applicable
39003011301			MIDDLE	NO	Not Applicable
39003011302			UPPER	NO	Not Applicable
39003011400	MIDDLE	NO	MIDDLE	NO	No Change
39003011500	MIDDLE	NO	MIDDLE	NO	No Change
39003011600	MIDDLE	NO	MIDDLE	NO	No Change
39003011800	UPPER	NO	UPPER	NO	No Change
39003011900	MIDDLE	NO	MIDDLE	NO	No Change
39003012000	UPPER	NO	UPPER	NO	No Change
39003012100	UPPER	NO	UPPER	NO	No Change
39003012200	MODERATE	NO	MODERATE	NO	No Change
39003012300	MODERATE	NO	MODERATE	NO	No Change
39003012400	MODERATE	NO	MODERATE	NO	No Change
39003012600	MODERATE	NO	MODERATE	NO	No Change
39003012700	LOW	NO	MODERATE	NO	LOW to MODERATE
39003012900	LOW	NO	LOW	YES	No Change
39003013000	MIDDLE	NO	MODERATE	NO	MIDDLE to MODERATE
39003013100	MIDDLE	NO	MIDDLE	NO	No Change
39003013200	MIDDLE	NO	MIDDLE	NO	No Change

Allen, OHIO					
Census Tract	2021		2022		Change in Tract Income Class from 2021 through 2022
	Tract Income Class	Minority Tract	Tract Income Class	Minority Tract	
39003013300	MODERATE	NO	MODERATE	YES	No Change
39003013400	LOW	NO	LOW	NO	No Change
39003013600	MODERATE	YES	LOW	NO	MODERATE to LOW
39003013700	LOW	YES	LOW	YES	No Change
39003013800	MODERATE	YES	LOW	YES	MODERATE to LOW
39003013900	MIDDLE	NO	MIDDLE	NO	No Change
39003014000	UPPER	NO	MIDDLE	NO	UPPER to MIDDLE
39003014100	MODERATE	YES	MODERATE	NO	No Change



Allen, OHIO

Census Tract	2021		2022		Change in Tract Income Class from 2021 through 2022
	Tract Income Class	Minority Tract	Tract Income Class	Minority Tract	


Summary Data: Allen	2021	2022
Number of Census Tracts	33	35
Number of Minority Tracts	4	4
Percentage of Minority Tracts	12.12%	11.43%
Number of Low Income Tracts	4	5
Percentage of Low Income Tracts	12.12%	14.29%
Number of Moderate Income Tracts	8	9
Percentage of Moderate Income Tracts	24.24%	25.71%
Number of Middle Income Tracts	14	14
Percentage of Middle Income Tracts	42.42%	40.00%
Number of Upper Income Tracts	7	7
Percentage of Upper Income Tracts	21.21%	20.00%
Number of NA Income Tracts	0	0
Percentage of NA Income Tracts	0.00%	0.00%

Ashland, OHIO

Census Tract	2021		2022		Change in Tract Income Class from 2021 through 2022
	Tract Income Class	Minority Tract	Tract Income Class	Minority Tract	
39005970200	MIDDLE	NO	MIDDLE	NO	No Change
39005970300	MIDDLE	NO	MIDDLE	NO	No Change
39005970400	MODERATE	NO	MIDDLE	NO	MODERATE to MIDDLE
39005970500	MODERATE	NO	MODERATE	NO	No Change
39005970600	MIDDLE	NO	MIDDLE	NO	No Change
39005970700	UPPER	NO	MIDDLE	NO	UPPER to MIDDLE
39005970800	MIDDLE	NO	MIDDLE	NO	No Change
39005970900	MIDDLE	NO	MIDDLE	NO	No Change
39005971000	MIDDLE	NO	MIDDLE	NO	No Change
39005971100	MIDDLE	NO	MIDDLE	NO	No Change

Ashland, OHIO

Census Tract	2021		2022		Change in Tract Income Class from 2021 through 2022
	Tract Income Class	Minority Tract	Tract Income Class	Minority Tract	
39005970100	MIDDLE	NO			Not Applicable
39005970101			MIDDLE	NO	Not Applicable
39005970102			MIDDLE	NO	Not Applicable



Ashland, OHIO

Census Tract	2021		2022		Change in Tract Income Class from 2021 through 2022
	Tract Income Class	Minority Tract	Tract Income Class	Minority Tract	

Summary Data: Ashland	2021	2022
Number of Census Tracts	11	12
Number of Minority Tracts	0	0
Percentage of Minority Tracts	0.00%	0.00%
Number of Low Income Tracts	0	0
Percentage of Low Income Tracts	0.00%	0.00%
Number of Moderate Income Tracts	2	1
Percentage of Moderate Income Tracts	18.18%	8.33%
Number of Middle Income Tracts	8	11
Percentage of Middle Income Tracts	72.73%	91.67%
Number of Upper Income Tracts	1	0
Percentage of Upper Income Tracts	9.09%	0.00%
Number of NA Income Tracts	0	0
Percentage of NA Income Tracts	0.00%	0.00%

Ashtabula, OHIO

Census Tract	2021		2022		Change in Tract Income Class from 2021 through 2022
	Tract Income Class	Minority Tract	Tract Income Class	Minority Tract	
39007000101	MIDDLE	NO	MIDDLE	NO	No Change
39007000102	MODERATE	NO	MODERATE	NO	No Change
39007000103	MODERATE	NO	MODERATE	NO	No Change

Ashtabula, OHIO

Census Tract	2021		2022		Change in Tract Income Class from 2021 through 2022
	Tract Income Class	Minority Tract	Tract Income Class	Minority Tract	
39007000200	MIDDLE	NO	MIDDLE	NO	No Change
39007000300	MIDDLE	NO	MIDDLE	NO	No Change
39007000400	MODERATE	NO	MIDDLE	NO	MODERATE to MIDDLE
39007000500	MIDDLE	NO	MODERATE	NO	MIDDLE to MODERATE
39007000601	MODERATE	NO	MODERATE	NO	No Change
39007000602	MIDDLE	NO	MIDDLE	NO	No Change
39007000603	MIDDLE	NO	MIDDLE	NO	No Change
39007000701	MODERATE	NO	MODERATE	NO	No Change
39007000702	MIDDLE	NO	MIDDLE	NO	No Change
39007000703	MODERATE	NO	MODERATE	NO	No Change
39007000704	MODERATE	NO	MODERATE	NO	No Change
39007000801	MIDDLE	NO	MIDDLE	NO	No Change
39007000802	MIDDLE	NO	MIDDLE	NO	No Change
39007000900	MIDDLE	NO	MIDDLE	NO	No Change
39007001001	MIDDLE	NO	MIDDLE	NO	No Change
39007001002	UPPER	NO	MODERATE	NO	UPPER to MODERATE
39007001101	UPPER	NO	MIDDLE	NO	UPPER to MIDDLE
39007001102	MIDDLE	NO	MIDDLE	NO	No Change
39007001200	MIDDLE	NO			Not Applicable
39007001201			MIDDLE	NO	Not Applicable
39007001202			MIDDLE	NO	Not Applicable
39007001301	MIDDLE	NO	MIDDLE	NO	No Change
39007001302	MODERATE	NO			Not Applicable
39007001303			MODERATE	NO	Not Applicable
39007001304			MIDDLE	NO	Not Applicable
39007001400	MODERATE	NO			Not Applicable
39007001401			MIDDLE	NO	Not Applicable



Ashtabula, OHIO

Census Tract	2021		2022		Change in Tract Income Class from 2021 through 2022
	Tract Income Class	Minority Tract	Tract Income Class	Minority Tract	
39007001402			MIDDLE	NO	Not Applicable
39007990000	NA	NO	NA	NO	No Change

Summary Data: Ashtabula	2021	2022
Number of Census Tracts	26	29
Number of Minority Tracts	0	0
Percentage of Minority Tracts	0.00%	0.00%
Number of Low Income Tracts	0	0
Percentage of Low Income Tracts	0.00%	0.00%
Number of Moderate Income Tracts	9	9
Percentage of Moderate Income Tracts	34.62%	31.03%
Number of Middle Income Tracts	14	19
Percentage of Middle Income Tracts	53.85%	65.52%
Number of Upper Income Tracts	2	0
Percentage of Upper Income Tracts	7.69%	0.00%
Number of NA Income Tracts	1	1
Percentage of NA Income Tracts	3.85%	3.45%

Athens, OHIO

Census Tract	2021		2022		Change in Tract Income Class from 2021 through 2022
	Tract Income Class	Minority Tract	Tract Income Class	Minority Tract	
39009972700	MIDDLE	NO	MODERATE	NO	MIDDLE to MODERATE
39009972800	MIDDLE	NO	MODERATE	NO	MIDDLE to MODERATE
39009972900	MIDDLE	NO	MIDDLE	NO	No Change
39009973000	UPPER	NO	UPPER	NO	No Change
39009973101	NA	NO	LOW	NO	NA to LOW
39009973200	MODERATE	NO	UPPER	NO	MODERATE to UPPER
39009973300	UPPER	NO	UPPER	NO	No Change
39009973400	MODERATE	NO	MIDDLE	NO	MODERATE to MIDDLE
39009973500	MIDDLE	NO	MIDDLE	NO	No Change
39009973600	MIDDLE	NO	MIDDLE	NO	No Change
39009973700	MIDDLE	NO	MIDDLE	NO	No Change
39009973800	MIDDLE	NO	MIDDLE	NO	No Change
39009973901	LOW	NO	NA	NO	LOW to NA
39009973902	NA	NO	NA	NO	No Change

Athens, OHIO

Census Tract	2021		2022		Change in Tract Income Class from 2021 through 2022
	Tract Income Class	Minority Tract	Tract Income Class	Minority Tract	
39009972600	MODERATE	NO	MODERATE	NO	No Change



Athens, OHIO

Census Tract	2021		2022		Change in Tract Income Class from 2021 through 2022
	Tract Income Class	Minority Tract	Tract Income Class	Minority Tract	

Summary Data: Athens	2021	2022
Number of Census Tracts	15	15
Number of Minority Tracts	0	0
Percentage of Minority Tracts	0.00%	0.00%
Number of Low Income Tracts	1	1
Percentage of Low Income Tracts	6.67%	6.67%
Number of Moderate Income Tracts	3	3
Percentage of Moderate Income Tracts	20.00%	20.00%
Number of Middle Income Tracts	7	6
Percentage of Middle Income Tracts	46.67%	40.00%
Number of Upper Income Tracts	2	3
Percentage of Upper Income Tracts	13.33%	20.00%
Number of NA Income Tracts	2	2
Percentage of NA Income Tracts	13.33%	13.33%

Auglaize, OHIO

Census Tract	2021		2022		Change in Tract Income Class from 2021 through 2022
	Tract Income Class	Minority Tract	Tract Income Class	Minority Tract	
39011040400	MIDDLE	NO	MIDDLE	NO	No Change
39011040500	UPPER	NO	UPPER	NO	No Change
39011040600	MIDDLE	NO	UPPER	NO	MIDDLE to UPPER
39011040900	UPPER	NO	UPPER	NO	No Change
39011041000	UPPER	NO	UPPER	NO	No Change
39011041100	UPPER	NO	UPPER	NO	No Change
39011041201	MIDDLE	NO	MIDDLE	NO	No Change
39011041202	UPPER	NO	MIDDLE	NO	UPPER to MIDDLE

Auglaize, OHIO

Census Tract	2021		2022		Change in Tract Income Class from 2021 through 2022
	Tract Income Class	Minority Tract	Tract Income Class	Minority Tract	
39011040100	MIDDLE	NO	MIDDLE	NO	No Change
39011040200	MIDDLE	NO	MIDDLE	NO	No Change
39011040300	MODERATE	NO	MIDDLE	NO	MODERATE to MIDDLE



Auglaize, OHIO


Census Tract	2021		2022		Change in Tract Income Class from 2021 through 2022
	Tract Income Class	Minority Tract	Tract Income Class	Minority Tract	
Summary Data: Auglaize			2021	2022	
Number of Census Tracts			11	11	
Number of Minority Tracts			0	0	
Percentage of Minority Tracts			0.00%	0.00%	
Number of Low Income Tracts			0	0	
Percentage of Low Income Tracts			0.00%	0.00%	
Number of Moderate Income Tracts			1	0	
Percentage of Moderate Income Tracts			9.09%	0.00%	
Number of Middle Income Tracts			5	6	
Percentage of Middle Income Tracts			45.45%	54.55%	
Number of Upper Income Tracts			5	5	
Percentage of Upper Income Tracts			45.45%	45.45%	
Number of NA Income Tracts			0	0	
Percentage of NA Income Tracts			0.00%	0.00%	

Belmont, OHIO

Census Tract	2021		2022		Change in Tract Income Class from 2021 through 2022
	Tract Income Class	Minority Tract	Tract Income Class	Minority Tract	
39013010100	MIDDLE	NO	MIDDLE	NO	No Change
39013010200	MODERATE	NO	MIDDLE	NO	MODERATE to MIDDLE
39013010300	MIDDLE	NO	MIDDLE	NO	No Change

Belmont, OHIO

Census Tract	2021		2022		Change in Tract Income Class from 2021 through 2022
	Tract Income Class	Minority Tract	Tract Income Class	Minority Tract	
39013010600	MIDDLE	NO	MIDDLE	NO	No Change
39013010700	MIDDLE	NO	MIDDLE	NO	No Change
39013010802	MODERATE	NO	MODERATE	NO	No Change
39013010900	MIDDLE	NO			Not Applicable
39013010901			UPPER	NO	Not Applicable
39013010902			MODERATE	NO	Not Applicable
39013011000	MIDDLE	NO	MIDDLE	NO	No Change
39013011200	MIDDLE	NO	MIDDLE	NO	No Change
39013011300	MIDDLE	NO	MIDDLE	NO	No Change
39013011400	MIDDLE	NO	MODERATE	NO	MIDDLE to MODERATE
39013011500	MIDDLE	NO	MODERATE	NO	MIDDLE to MODERATE
39013011600	MODERATE	NO	MODERATE	NO	No Change
39013011700	MODERATE	NO	MODERATE	NO	No Change
39013011900	MIDDLE	NO	MIDDLE	NO	No Change
39013012000	MODERATE	NO	MIDDLE	NO	MODERATE to MIDDLE
39013012100	MODERATE	NO	MODERATE	NO	No Change
39013012200	UPPER	NO			Not Applicable
39013012201			MIDDLE	NO	Not Applicable
39013012202			UPPER	NO	Not Applicable
39013012300	UPPER	NO	UPPER	NO	No Change
39013012400	MIDDLE	NO	UPPER	NO	MIDDLE to UPPER



Belmont, OHIO

Census Tract	2021		2022		Change in Tract Income Class from 2021 through 2022
	Tract Income Class	Minority Tract	Tract Income Class	Minority Tract	

Summary Data: Belmont	2021	2022
Number of Census Tracts	20	22
Number of Minority Tracts	0	0
Percentage of Minority Tracts	0.00%	0.00%
Number of Low Income Tracts	0	0
Percentage of Low Income Tracts	0.00%	0.00%
Number of Moderate Income Tracts	6	7
Percentage of Moderate Income Tracts	30.00%	31.82%
Number of Middle Income Tracts	12	11
Percentage of Middle Income Tracts	60.00%	50.00%
Number of Upper Income Tracts	2	4
Percentage of Upper Income Tracts	10.00%	18.18%
Number of NA Income Tracts	0	0
Percentage of NA Income Tracts	0.00%	0.00%

Brown, OHIO

Census Tract	2021		2022		Change in Tract Income Class from 2021 through 2022
	Tract Income Class	Minority Tract	Tract Income Class	Minority Tract	
39015951301			MIDDLE	NO	Not Applicable
39015951302			MODERATE	NO	Not Applicable
39015951400	MODERATE	NO	MODERATE	NO	No Change
39015951500	MIDDLE	NO	MIDDLE	NO	No Change
39015951600	MODERATE	NO	MODERATE	NO	No Change
39015951700	MODERATE	NO	MODERATE	NO	No Change
39015951800	MODERATE	NO	MODERATE	NO	No Change
39015951900	MIDDLE	NO	MODERATE	NO	MIDDLE to MODERATE

Brown, OHIO

Census Tract	2021		2022		Change in Tract Income Class from 2021 through 2022
	Tract Income Class	Minority Tract	Tract Income Class	Minority Tract	
39015951201	MODERATE	NO	MIDDLE	NO	MODERATE to MIDDLE
39015951202	MODERATE	NO	MIDDLE	NO	MODERATE to MIDDLE
39015951300	MODERATE	NO			Not Applicable



Brown, OHIO

Census Tract	2021		2022		Change in Tract Income Class from 2021 through 2022
	Tract Income Class	Minority Tract	Tract Income Class	Minority Tract	
Summary Data: Brown			2021	2022	
Number of Census Tracts			9	10	
Number of Minority Tracts			0	0	
Percentage of Minority Tracts			0.00%	0.00%	
Number of Low Income Tracts			0	0	
Percentage of Low Income Tracts			0.00%	0.00%	
Number of Moderate Income Tracts			7	6	
Percentage of Moderate Income Tracts			77.78%	60.00%	
Number of Middle Income Tracts			2	4	
Percentage of Middle Income Tracts			22.22%	40.00%	
Number of Upper Income Tracts			0	0	
Percentage of Upper Income Tracts			0.00%	0.00%	
Number of NA Income Tracts			0	0	
Percentage of NA Income Tracts			0.00%	0.00%	

Butler, OHIO

Census Tract	2021		2022		Change in Tract Income Class from 2021 through 2022
	Tract Income Class	Minority Tract	Tract Income Class	Minority Tract	
39017000100	MIDDLE	NO	MODERATE	NO	MIDDLE to MODERATE
39017000200	MODERATE	NO	MODERATE	NO	No Change
39017000300	LOW	YES	LOW	YES	No Change

Butler, OHIO

Census Tract	2021		2022		Change in Tract Income Class from 2021 through 2022
	Tract Income Class	Minority Tract	Tract Income Class	Minority Tract	
39017000400	LOW	NO	LOW	YES	No Change
39017000500	MODERATE	NO	MODERATE	NO	No Change
39017000600	MODERATE	NO	MODERATE	NO	No Change
39017001001	MIDDLE	NO	MIDDLE	NO	No Change
39017001002	MIDDLE	NO	MIDDLE	NO	No Change
39017001100	MODERATE	NO	MODERATE	NO	No Change
39017001300	MIDDLE	NO	MODERATE	NO	MIDDLE to MODERATE
39017010101	NA	NO			Not Applicable
39017010102	MIDDLE	NO	MIDDLE	NO	No Change
39017010103	UPPER	NO	MIDDLE	NO	UPPER to MIDDLE
39017010104	NA	NO	LOW	NO	NA to LOW
39017010105			UPPER	NO	Not Applicable
39017010106			LOW	NO	Not Applicable
39017010201	NA	NO	NA	NO	No Change
39017010202	MIDDLE	NO	MIDDLE	NO	No Change
39017010203	MIDDLE	NO	UPPER	NO	MIDDLE to UPPER
39017010301	MIDDLE	NO	MIDDLE	NO	No Change
39017010302	MIDDLE	NO	UPPER	NO	MIDDLE to UPPER
39017010500	MODERATE	NO	MODERATE	NO	No Change
39017010600	MIDDLE	NO	MIDDLE	NO	No Change
39017010800	MIDDLE	NO	MIDDLE	NO	No Change
39017010901	MIDDLE	NO	MIDDLE	NO	No Change
39017010903	MIDDLE	NO	MIDDLE	NO	No Change
39017010904	MIDDLE	NO	MIDDLE	NO	No Change
39017010906	MODERATE	NO	MODERATE	YES	No Change
39017010907	MIDDLE	NO	MIDDLE	NO	No Change
39017010908	MIDDLE	NO			Not Applicable



GeoDataVision Report D-1 Census Tract Reference Book 2021/2022: OHIO

Butler, OHIO

Census Tract	2021		2022		Change in Tract Income Class from 2021 through 2022
	Tract Income Class	Minority Tract	Tract Income Class	Minority Tract	
39017010909	MODERATE	NO	MIDDLE	YES	MODERATE to MIDDLE
39017010910	UPPER	NO	MIDDLE	NO	UPPER to MIDDLE
39017010911	MIDDLE	NO	MIDDLE	NO	No Change
39017010912			MIDDLE	NO	Not Applicable
39017010913			MODERATE	YES	Not Applicable
39017011002	UPPER	NO			Not Applicable
39017011003	UPPER	NO	MIDDLE	NO	UPPER to MIDDLE
39017011004	MODERATE	NO	MODERATE	NO	No Change
39017011005			MIDDLE	NO	Not Applicable
39017011006			MIDDLE	NO	Not Applicable
39017011109	MIDDLE	NO	MIDDLE	NO	No Change
39017011110	UPPER	NO	UPPER	NO	No Change
39017011111	UPPER	NO	UPPER	NO	No Change
39017011112	UPPER	NO	UPPER	NO	No Change
39017011116	UPPER	NO			Not Applicable
39017011117	UPPER	NO			Not Applicable
39017011118	UPPER	NO	UPPER	NO	No Change
39017011120	UPPER	NO	UPPER	NO	No Change
39017011121	UPPER	NO			Not Applicable
39017011122	UPPER	NO	UPPER	NO	No Change
39017011123	LOW	YES	MODERATE	YES	LOW to MODERATE
39017011125	UPPER	NO	UPPER	NO	No Change
39017011126	MIDDLE	NO	UPPER	NO	MIDDLE to UPPER
39017011127	UPPER	NO	UPPER	NO	No Change
39017011128	UPPER	NO	UPPER	NO	No Change
39017011129	UPPER	NO	UPPER	NO	No Change
39017011130	UPPER	NO	UPPER	NO	No Change

Butler, OHIO

Census Tract	2021		2022		Change in Tract Income Class from 2021 through 2022
	Tract Income Class	Minority Tract	Tract Income Class	Minority Tract	
39017011131	UPPER	NO	UPPER	NO	No Change
39017011132			UPPER	NO	Not Applicable
39017011133			UPPER	NO	Not Applicable
39017011134			UPPER	NO	Not Applicable
39017011135			UPPER	NO	Not Applicable
39017011136			UPPER	NO	Not Applicable
39017011137			UPPER	NO	Not Applicable
39017011200	MIDDLE	NO	MIDDLE	NO	No Change
39017011300	MIDDLE	NO	MIDDLE	NO	No Change
39017011800	MIDDLE	NO	MIDDLE	NO	No Change
39017012100	MIDDLE	NO	MIDDLE	NO	No Change
39017012200	LOW	NO	LOW	NO	No Change
39017012300	MODERATE	NO	MODERATE	NO	No Change
39017012400	UPPER	NO	UPPER	NO	No Change
39017012500	MIDDLE	NO	MIDDLE	NO	No Change
39017012600	MIDDLE	NO	MIDDLE	NO	No Change
39017012700	MODERATE	NO	MODERATE	NO	No Change
39017013000	LOW	YES	MODERATE	YES	LOW to MODERATE
39017013100	LOW	YES	MODERATE	YES	LOW to MODERATE
39017013200	MODERATE	NO	LOW	NO	MODERATE to LOW
39017013300	MIDDLE	NO	MIDDLE	NO	No Change
39017013400	LOW	NO	MODERATE	NO	LOW to MODERATE
39017013500	MODERATE	NO	MODERATE	NO	No Change
39017013600	LOW	NO	LOW	NO	No Change
39017013900	MODERATE	NO	LOW	NO	MODERATE to LOW
39017014000	LOW	NO	LOW	NO	No Change
39017014100	MODERATE	NO	MODERATE	NO	No Change



Butler, OHIO

Census Tract	2021		2022		Change in Tract Income Class from 2021 through 2022
	Tract Income Class	Minority Tract	Tract Income Class	Minority Tract	
39017014300	MIDDLE	NO	MIDDLE	NO	No Change
39017014400	LOW	NO	LOW	NO	No Change
39017014600	LOW	NO	MODERATE	NO	LOW to MODERATE
39017014700	MODERATE	NO	MODERATE	NO	No Change
39017014800	MODERATE	NO	MODERATE	NO	No Change
39017014900	UPPER	NO	MIDDLE	NO	UPPER to MIDDLE
39017015000	MIDDLE	NO	MIDDLE	NO	No Change
39017015100	MODERATE	NO	MIDDLE	NO	MODERATE to MIDDLE

Butler, OHIO

Census Tract	2021		2022		Change in Tract Income Class from 2021 through 2022
	Tract Income Class	Minority Tract	Tract Income Class	Minority Tract	

Summary Data: Butler	2021	2022
Number of Census Tracts	80	86
Number of Minority Tracts	4	8
Percentage of Minority Tracts	5.00%	9.30%
Number of Low Income Tracts	11	10
Percentage of Low Income Tracts	13.75%	11.63%
Number of Moderate Income Tracts	17	21
Percentage of Moderate Income Tracts	21.25%	24.42%
Number of Middle Income Tracts	28	31
Percentage of Middle Income Tracts	35.00%	36.05%
Number of Upper Income Tracts	21	23
Percentage of Upper Income Tracts	26.25%	26.74%
Number of NA Income Tracts	3	1
Percentage of NA Income Tracts	3.75%	1.16%

Carroll, OHIO

Census Tract	2021		2022		Change in Tract Income Class from 2021 through 2022
	Tract Income Class	Minority Tract	Tract Income Class	Minority Tract	
39019720100	MIDDLE	NO	MIDDLE	NO	No Change
39019720200	MIDDLE	NO	MIDDLE	NO	No Change
39019720300	MIDDLE	NO	MIDDLE	NO	No Change



Carroll, OHIO

Census Tract	2021		2022		Change in Tract Income Class from 2021 through 2022
	Tract Income Class	Minority Tract	Tract Income Class	Minority Tract	
39019720400	MIDDLE	NO	MIDDLE	NO	No Change
39019720500	MIDDLE	NO	MIDDLE	NO	No Change
39019720600	MIDDLE	NO	MIDDLE	NO	No Change
39019720700	MIDDLE	NO	MIDDLE	NO	No Change

Summary Data: Carroll	2021	2022
Number of Census Tracts	7	7
Number of Minority Tracts	0	0
Percentage of Minority Tracts	0.00%	0.00%
Number of Low Income Tracts	0	0
Percentage of Low Income Tracts	0.00%	0.00%
Number of Moderate Income Tracts	0	0
Percentage of Moderate Income Tracts	0.00%	0.00%
Number of Middle Income Tracts	7	7
Percentage of Middle Income Tracts	100.00%	100.00%
Number of Upper Income Tracts	0	0
Percentage of Upper Income Tracts	0.00%	0.00%
Number of NA Income Tracts	0	0
Percentage of NA Income Tracts	0.00%	0.00%

Champaign, OHIO

Census Tract	2021		2022		Change in Tract Income Class from 2021 through 2022
	Tract Income Class	Minority Tract	Tract Income Class	Minority Tract	
39021010100	UPPER	NO	MIDDLE	NO	UPPER to MIDDLE
39021010200	MIDDLE	NO	UPPER	NO	MIDDLE to UPPER
39021010400	MODERATE	NO	MIDDLE	NO	MODERATE to MIDDLE
39021010500	MIDDLE	NO	MIDDLE	NO	No Change
39021010600	MIDDLE	NO	MIDDLE	NO	No Change
39021011001	MIDDLE	NO	MIDDLE	NO	No Change
39021011501	MIDDLE	NO	MIDDLE	NO	No Change
39021011504	UPPER	NO	MIDDLE	NO	UPPER to MIDDLE
39021011505	MIDDLE	NO	MIDDLE	NO	No Change
39021011506	MIDDLE	NO	MIDDLE	NO	No Change



Champaign, OHIO

Census Tract	2021		2022		Change in Tract Income Class from 2021 through 2022
	Tract Income Class	Minority Tract	Tract Income Class	Minority Tract	

Summary Data: Champaign	2021	2022
Number of Census Tracts	10	10
Number of Minority Tracts	0	0
Percentage of Minority Tracts	0.00%	0.00%
Number of Low Income Tracts	0	0
Percentage of Low Income Tracts	0.00%	0.00%
Number of Moderate Income Tracts	1	0
Percentage of Moderate Income Tracts	10.00%	0.00%
Number of Middle Income Tracts	7	9
Percentage of Middle Income Tracts	70.00%	90.00%
Number of Upper Income Tracts	2	1
Percentage of Upper Income Tracts	20.00%	10.00%
Number of NA Income Tracts	0	0
Percentage of NA Income Tracts	0.00%	0.00%

Clark, OHIO

Census Tract	2021		2022		Change in Tract Income Class from 2021 through 2022
	Tract Income Class	Minority Tract	Tract Income Class	Minority Tract	
39023000200	LOW	YES	LOW	YES	No Change
39023000300	LOW	NO	LOW	NO	No Change
39023000400	MODERATE	NO	MIDDLE	NO	MODERATE to MIDDLE

Clark, OHIO

Census Tract	2021		2022		Change in Tract Income Class from 2021 through 2022
	Tract Income Class	Minority Tract	Tract Income Class	Minority Tract	
39023000500	MODERATE	NO	MODERATE	NO	No Change
39023000600	MODERATE	NO	MODERATE	NO	No Change
39023000700	MODERATE	NO	MIDDLE	NO	MODERATE to MIDDLE
39023000901	LOW	NO	LOW	NO	No Change
39023000902	MODERATE	YES	LOW	YES	MODERATE to LOW
39023001000	MODERATE	NO	MODERATE	NO	No Change
39023001101	MODERATE	YES	MODERATE	YES	No Change
39023001102	MIDDLE	YES	MIDDLE	YES	No Change
39023001200	LOW	YES	LOW	YES	No Change
39023001300	MODERATE	NO	MODERATE	NO	No Change
39023001400	MODERATE	NO	MODERATE	NO	No Change
39023001500	MODERATE	NO	MODERATE	NO	No Change
39023001600	MIDDLE	NO	MIDDLE	NO	No Change
39023001700	MODERATE	NO	MODERATE	NO	No Change
39023001900	MIDDLE	NO	MIDDLE	NO	No Change
39023002000	UPPER	NO	UPPER	NO	No Change
39023002100	MIDDLE	NO	MIDDLE	NO	No Change
39023002200	UPPER	NO	UPPER	NO	No Change
39023002301	MIDDLE	NO	UPPER	NO	MIDDLE to UPPER
39023002403	MIDDLE	NO	MIDDLE	NO	No Change
39023002404	UPPER	NO	MIDDLE	NO	UPPER to MIDDLE
39023002501	UPPER	NO	MIDDLE	NO	UPPER to MIDDLE
39023002502	MIDDLE	NO	MIDDLE	NO	No Change
39023002601	MIDDLE	NO	UPPER	NO	MIDDLE to UPPER
39023002602	MIDDLE	NO	UPPER	NO	MIDDLE to UPPER
39023002605	UPPER	NO	UPPER	NO	No Change
39023002606	MIDDLE	NO			Not Applicable



GeoDataVision Report D-1 Census Tract Reference Book 2021/2022: OHIO

Clark, OHIO

Census Tract	2021		2022		Change in Tract Income Class from 2021 through 2022
	Tract Income Class	Minority Tract	Tract Income Class	Minority Tract	
39023002607			MIDDLE	NO	Not Applicable
39023002608			MIDDLE	NO	Not Applicable
39023002701	MODERATE	NO	MODERATE	NO	No Change
39023002702	MODERATE	NO	MIDDLE	NO	MODERATE to MIDDLE
39023002800	UPPER	NO	UPPER	NO	No Change
39023002901	MIDDLE	NO	MIDDLE	NO	No Change
39023002902	MIDDLE	NO	MIDDLE	NO	No Change
39023003001	UPPER	NO	UPPER	NO	No Change
39023003002	UPPER	NO	UPPER	NO	No Change
39023003101	MIDDLE	NO	MIDDLE	NO	No Change
39023003102	MIDDLE	NO	UPPER	NO	MIDDLE to UPPER
39023003200	UPPER	NO	UPPER	NO	No Change
39023003301	MIDDLE	NO	UPPER	NO	MIDDLE to UPPER
39023003302	MIDDLE	NO	MIDDLE	NO	No Change
39023003400	MODERATE	NO	MODERATE	NO	No Change
39023003700	UPPER	NO	MIDDLE	NO	UPPER to MIDDLE

Clark, OHIO

Census Tract	2021		2022		Change in Tract Income Class from 2021 through 2022
	Tract Income Class	Minority Tract	Tract Income Class	Minority Tract	
Summary Data: Clark			2021	2022	
Number of Census Tracts			44	45	
Number of Minority Tracts			5	5	
Percentage of Minority Tracts			11.36%	11.11%	
Number of Low Income Tracts			4	5	
Percentage of Low Income Tracts			9.09%	11.11%	
Number of Moderate Income Tracts			14	10	
Percentage of Moderate Income Tracts			31.82%	22.22%	
Number of Middle Income Tracts			16	18	
Percentage of Middle Income Tracts			36.36%	40.00%	
Number of Upper Income Tracts			10	12	
Percentage of Upper Income Tracts			22.73%	26.67%	
Number of NA Income Tracts			0	0	
Percentage of NA Income Tracts			0.00%	0.00%	

Clermont, OHIO

Census Tract	2021		2022		Change in Tract Income Class from 2021 through 2022
	Tract Income Class	Minority Tract	Tract Income Class	Minority Tract	
39025040101	MODERATE	NO	MIDDLE	NO	MODERATE to MIDDLE
39025040102	MIDDLE	NO	MIDDLE	NO	No Change
39025040202	MIDDLE	NO	MIDDLE	NO	No Change



Clermont, OHIO

Census Tract	2021		2022		Change in Tract Income Class from 2021 through 2022
	Tract Income Class	Minority Tract	Tract Income Class	Minority Tract	
39025040203	MIDDLE	NO	MIDDLE	NO	No Change
39025040204	MODERATE	NO			Not Applicable
39025040205			LOW	NO	Not Applicable
39025040206			MIDDLE	NO	Not Applicable
39025040301	UPPER	NO	UPPER	NO	No Change
39025040302	UPPER	NO	UPPER	NO	No Change
39025040303	UPPER	NO	UPPER	NO	No Change
39025040401	UPPER	NO	UPPER	NO	No Change
39025040403	MIDDLE	NO	MIDDLE	NO	No Change
39025040404	UPPER	NO	UPPER	NO	No Change
39025040405	UPPER	NO	UPPER	NO	No Change
39025040500	MODERATE	NO	MIDDLE	NO	MODERATE to MIDDLE
39025040600	UPPER	NO	UPPER	NO	No Change
39025040701	MIDDLE	NO			Not Applicable
39025040702	MIDDLE	NO	MIDDLE	NO	No Change
39025040703			UPPER	NO	Not Applicable
39025040704			MIDDLE	NO	Not Applicable
39025040800	MIDDLE	NO	MODERATE	NO	MIDDLE to MODERATE
39025040900	MIDDLE	NO	MODERATE	NO	MIDDLE to MODERATE
39025041000	MIDDLE	NO			Not Applicable
39025041001			MIDDLE	NO	Not Applicable
39025041002			UPPER	NO	Not Applicable
39025041101	MIDDLE	NO	MIDDLE	NO	No Change
39025041102	MODERATE	NO	MODERATE	NO	No Change
39025041103	MIDDLE	NO			Not Applicable
39025041104			MIDDLE	NO	Not Applicable
39025041105			MODERATE	NO	Not Applicable

Clermont, OHIO

Census Tract	2021		2022		Change in Tract Income Class from 2021 through 2022
	Tract Income Class	Minority Tract	Tract Income Class	Minority Tract	
39025041200	MIDDLE	NO			Not Applicable
39025041201			MIDDLE	NO	Not Applicable
39025041202			MIDDLE	NO	Not Applicable
39025041303	UPPER	NO	MIDDLE	NO	UPPER to MIDDLE
39025041304	NA	NO	NA	NO	No Change
39025041305	MIDDLE	NO	MIDDLE	NO	No Change
39025041306	MIDDLE	NO	MIDDLE	NO	No Change
39025041307	MIDDLE	NO	MIDDLE	NO	No Change
39025041403	MIDDLE	NO	MODERATE	NO	MIDDLE to MODERATE
39025041404	MIDDLE	NO	MODERATE	NO	MIDDLE to MODERATE
39025041405	MIDDLE	NO	MODERATE	NO	MIDDLE to MODERATE
39025041406	UPPER	NO	UPPER	NO	No Change
39025041501	UPPER	NO			Not Applicable
39025041502	MIDDLE	NO			Not Applicable
39025041503			MIDDLE	NO	Not Applicable
39025041504			MIDDLE	NO	Not Applicable
39025041505			UPPER	NO	Not Applicable
39025041506			UPPER	NO	Not Applicable
39025041600	MIDDLE	NO	MIDDLE	NO	No Change
39025041701	MODERATE	NO	MIDDLE	NO	MODERATE to MIDDLE
39025041702	MIDDLE	NO	UPPER	NO	MIDDLE to UPPER
39025041800	MODERATE	NO	MODERATE	NO	No Change
39025041900	MIDDLE	NO	MIDDLE	NO	No Change
39025042000	MIDDLE	NO			Not Applicable
39025042001			MODERATE	NO	Not Applicable
39025042002			MIDDLE	NO	Not Applicable



Clermont, OHIO

Census Tract	2021		2022		Change in Tract Income Class from 2021 through 2022
	Tract Income Class	Minority Tract	Tract Income Class	Minority Tract	

Summary Data: Clermont	2021	2022
Number of Census Tracts	40	48
Number of Minority Tracts	0	0
Percentage of Minority Tracts	0.00%	0.00%
Number of Low Income Tracts	0	1
Percentage of Low Income Tracts	0.00%	2.08%
Number of Moderate Income Tracts	6	9
Percentage of Moderate Income Tracts	15.00%	18.75%
Number of Middle Income Tracts	23	24
Percentage of Middle Income Tracts	57.50%	50.00%
Number of Upper Income Tracts	10	13
Percentage of Upper Income Tracts	25.00%	27.08%
Number of NA Income Tracts	1	1
Percentage of NA Income Tracts	2.50%	2.08%

Clinton, OHIO

Census Tract	2021		2022		Change in Tract Income Class from 2021 through 2022
	Tract Income Class	Minority Tract	Tract Income Class	Minority Tract	
39027964501			MIDDLE	NO	Not Applicable
39027964502			MIDDLE	NO	Not Applicable
39027964600	MODERATE	NO	MODERATE	NO	No Change
39027964700	MODERATE	NO	MODERATE	NO	No Change
39027964800	MIDDLE	NO	MIDDLE	NO	No Change
39027964900	MIDDLE	NO	MIDDLE	NO	No Change
39027965000	MIDDLE	NO	MIDDLE	NO	No Change
39027965100	MIDDLE	NO	MIDDLE	NO	No Change

Clinton, OHIO

Census Tract	2021		2022		Change in Tract Income Class from 2021 through 2022
	Tract Income Class	Minority Tract	Tract Income Class	Minority Tract	
39027964300	MIDDLE	NO	MIDDLE	NO	No Change
39027964400	UPPER	NO	UPPER	NO	No Change
39027964500	MIDDLE	NO			Not Applicable



Clinton, OHIO

Census Tract	2021		2022		Change in Tract Income Class from 2021 through 2022
	Tract Income Class	Minority Tract	Tract Income Class	Minority Tract	
Summary Data: Clinton			2021	2022	
Number of Census Tracts			9	10	
Number of Minority Tracts			0	0	
Percentage of Minority Tracts			0.00%	0.00%	
Number of Low Income Tracts			0	0	
Percentage of Low Income Tracts			0.00%	0.00%	
Number of Moderate Income Tracts			2	2	
Percentage of Moderate Income Tracts			22.22%	20.00%	
Number of Middle Income Tracts			6	7	
Percentage of Middle Income Tracts			66.67%	70.00%	
Number of Upper Income Tracts			1	1	
Percentage of Upper Income Tracts			11.11%	10.00%	
Number of NA Income Tracts			0	0	
Percentage of NA Income Tracts			0.00%	0.00%	

Columbiana, OHIO

Census Tract	2021		2022		Change in Tract Income Class from 2021 through 2022
	Tract Income Class	Minority Tract	Tract Income Class	Minority Tract	
39029950100	MIDDLE	NO	MIDDLE	NO	No Change
39029950200	MIDDLE	NO	MIDDLE	NO	No Change
39029950300	MIDDLE	NO	MIDDLE	NO	No Change

Columbiana, OHIO

Census Tract	2021		2022		Change in Tract Income Class from 2021 through 2022
	Tract Income Class	Minority Tract	Tract Income Class	Minority Tract	
39029950400	MIDDLE	NO	MIDDLE	NO	No Change
39029950500	MIDDLE	NO	MIDDLE	NO	No Change
39029950600	MIDDLE	NO	MIDDLE	NO	No Change
39029950700	MIDDLE	NO	MIDDLE	NO	No Change
39029950800	MIDDLE	NO	MIDDLE	NO	No Change
39029950900	UPPER	NO	MIDDLE	NO	UPPER to MIDDLE
39029951000	MIDDLE	NO	MIDDLE	NO	No Change
39029951100	MIDDLE	NO	MIDDLE	NO	No Change
39029951200	MIDDLE	NO	MIDDLE	NO	No Change
39029951300	MIDDLE	NO	MIDDLE	NO	No Change
39029951400	MIDDLE	NO			Not Applicable
39029951401			UPPER	NO	Not Applicable
39029951402			MODERATE	NO	Not Applicable
39029951500	MIDDLE	NO	MIDDLE	NO	No Change
39029951600	UPPER	NO	MIDDLE	NO	UPPER to MIDDLE
39029951700	MIDDLE	NO	UPPER	NO	MIDDLE to UPPER
39029951800	MODERATE	NO	MODERATE	NO	No Change
39029951900	MIDDLE	NO	MIDDLE	NO	No Change
39029952000	UPPER	NO	MIDDLE	NO	UPPER to MIDDLE
39029952100	MIDDLE	NO	LOW	NO	MIDDLE to LOW
39029952200	MODERATE	NO	MODERATE	NO	No Change
39029952300	MODERATE	NO	LOW	NO	MODERATE to LOW
39029952400	MIDDLE	NO	MIDDLE	NO	No Change



Columbiana, OHIO

Census Tract	2021		2022		Change in Tract Income Class from 2021 through 2022
	Tract Income Class	Minority Tract	Tract Income Class	Minority Tract	

Summary Data: Columbiana	2021	2022
Number of Census Tracts	24	25
Number of Minority Tracts	0	0
Percentage of Minority Tracts	0.00%	0.00%
Number of Low Income Tracts	0	2
Percentage of Low Income Tracts	0.00%	8.00%
Number of Moderate Income Tracts	3	3
Percentage of Moderate Income Tracts	12.50%	12.00%
Number of Middle Income Tracts	18	18
Percentage of Middle Income Tracts	75.00%	72.00%
Number of Upper Income Tracts	3	2
Percentage of Upper Income Tracts	12.50%	8.00%
Number of NA Income Tracts	0	0
Percentage of NA Income Tracts	0.00%	0.00%

Coshocton, OHIO

Census Tract	2021		2022		Change in Tract Income Class from 2021 through 2022
	Tract Income Class	Minority Tract	Tract Income Class	Minority Tract	
39031960900	MIDDLE	NO	MIDDLE	NO	No Change
39031961000	MIDDLE	NO	MIDDLE	NO	No Change
39031961100	MIDDLE	NO	MODERATE	NO	MIDDLE to MODERATE

Coshocton, OHIO

Census Tract	2021		2022		Change in Tract Income Class from 2021 through 2022
	Tract Income Class	Minority Tract	Tract Income Class	Minority Tract	
39031961200	MIDDLE	NO	MODERATE	NO	MIDDLE to MODERATE
39031961300	MODERATE	NO	MIDDLE	NO	MODERATE to MIDDLE
39031961400	MODERATE	NO	MODERATE	NO	No Change
39031961500	MODERATE	NO	MIDDLE	NO	MODERATE to MIDDLE
39031961600	MIDDLE	NO	MIDDLE	NO	No Change
39031961700	UPPER	NO	MIDDLE	NO	UPPER to MIDDLE
39031961800	MIDDLE	NO	MIDDLE	NO	No Change

Summary Data: Coshocton	2021	2022
Number of Census Tracts	10	10
Number of Minority Tracts	0	0
Percentage of Minority Tracts	0.00%	0.00%
Number of Low Income Tracts	0	0
Percentage of Low Income Tracts	0.00%	0.00%
Number of Moderate Income Tracts	3	3
Percentage of Moderate Income Tracts	30.00%	30.00%
Number of Middle Income Tracts	6	7
Percentage of Middle Income Tracts	60.00%	70.00%
Number of Upper Income Tracts	1	0
Percentage of Upper Income Tracts	10.00%	0.00%
Number of NA Income Tracts	0	0
Percentage of NA Income Tracts	0.00%	0.00%



Crawford, OHIO

Census Tract	2021		2022		Change in Tract Income Class from 2021 through 2022
	Tract Income Class	Minority Tract	Tract Income Class	Minority Tract	
39033974100	MIDDLE	NO	MIDDLE	NO	No Change
39033974200	MIDDLE	NO	MIDDLE	NO	No Change
39033974300	MIDDLE	NO	MIDDLE	NO	No Change
39033974400	MODERATE	NO	MODERATE	NO	No Change
39033974500	MIDDLE	NO	MODERATE	NO	MIDDLE to MODERATE
39033974600	MIDDLE	NO	MODERATE	NO	MIDDLE to MODERATE
39033974700	MIDDLE	NO	UPPER	NO	MIDDLE to UPPER
39033974800	MODERATE	NO	MIDDLE	NO	MODERATE to MIDDLE
39033974900	MIDDLE	NO	MIDDLE	NO	No Change
39033975000	MIDDLE	NO	MODERATE	NO	MIDDLE to MODERATE
39033975100	MODERATE	NO	MIDDLE	NO	MODERATE to MIDDLE
39033975200	MIDDLE	NO	MIDDLE	NO	No Change
39033975300	MODERATE	NO	MODERATE	NO	No Change

Crawford, OHIO

Census Tract	2021		2022		Change in Tract Income Class from 2021 through 2022
	Tract Income Class	Minority Tract	Tract Income Class	Minority Tract	

Summary Data: Crawford	2021	2022
Number of Census Tracts	13	13
Number of Minority Tracts	0	0
Percentage of Minority Tracts	0.00%	0.00%
Number of Low Income Tracts	0	0
Percentage of Low Income Tracts	0.00%	0.00%
Number of Moderate Income Tracts	4	5
Percentage of Moderate Income Tracts	30.77%	38.46%
Number of Middle Income Tracts	9	7
Percentage of Middle Income Tracts	69.23%	53.85%
Number of Upper Income Tracts	0	1
Percentage of Upper Income Tracts	0.00%	7.69%
Number of NA Income Tracts	0	0
Percentage of NA Income Tracts	0.00%	0.00%

Cuyahoga, OHIO

Census Tract	2021		2022		Change in Tract Income Class from 2021 through 2022
	Tract Income Class	Minority Tract	Tract Income Class	Minority Tract	
39035101101	LOW	YES	LOW	YES	No Change
39035101102	MODERATE	NO	UPPER	NO	MODERATE to UPPER
39035101200	MODERATE	NO			Not Applicable



Cuyahoga, OHIO

Census Tract	2021		2022		Change in Tract Income Class from 2021 through 2022
	Tract Income Class	Minority Tract	Tract Income Class	Minority Tract	
39035101201			MODERATE	NO	Not Applicable
39035101300	LOW	YES	MODERATE	NO	LOW to MODERATE
39035101400	LOW	NO	LOW	YES	No Change
39035101501	LOW	YES	NA	YES	LOW to NA
39035101603	LOW	YES	LOW	YES	No Change
39035101700	LOW	YES	MODERATE	YES	LOW to MODERATE
39035101800	LOW	NO	LOW	YES	No Change
39035101901	MODERATE	YES	MODERATE	YES	No Change
39035102101	LOW	YES	MODERATE	YES	LOW to MODERATE
39035102102	MODERATE	YES	MODERATE	YES	No Change
39035102200	MODERATE	YES	MODERATE	YES	No Change
39035102300	LOW	YES	LOW	YES	No Change
39035102401	LOW	YES	LOW	YES	No Change
39035102402	MODERATE	YES	LOW	YES	MODERATE to LOW
39035102700	LOW	YES	LOW	YES	No Change
39035102800	LOW	YES	LOW	YES	No Change
39035102900	MODERATE	YES	MODERATE	YES	No Change
39035103100	MODERATE	YES			Not Applicable
39035103300	LOW	YES	LOW	YES	No Change
39035103400	LOW	YES			Not Applicable
39035103500	MODERATE	NO	MIDDLE	NO	MODERATE to MIDDLE
39035103602	MODERATE	NO	UPPER	NO	MODERATE to UPPER
39035103800	LOW	NO	LOW	YES	No Change
39035103900	LOW	YES			Not Applicable
39035104100	LOW	YES			Not Applicable
39035104200	LOW	YES			Not Applicable
39035104300	UPPER	NO			Not Applicable

Cuyahoga, OHIO

Census Tract	2021		2022		Change in Tract Income Class from 2021 through 2022
	Tract Income Class	Minority Tract	Tract Income Class	Minority Tract	
39035104400	MODERATE	NO	MODERATE	NO	No Change
39035104600	LOW	YES			Not Applicable
39035104800	LOW	YES	LOW	YES	No Change
39035104900	MODERATE	YES			Not Applicable
39035105100	LOW	NO	LOW	YES	No Change
39035105300	LOW	YES	MODERATE	YES	LOW to MODERATE
39035105400	LOW	YES	LOW	YES	No Change
39035105500	LOW	NO	LOW	YES	No Change
39035105602	LOW	YES	LOW	YES	No Change
39035105700	MODERATE	NO	MODERATE	NO	No Change
39035105900	MODERATE	NO	MIDDLE	NO	MODERATE to MIDDLE
39035106100	MODERATE	NO	MODERATE	NO	No Change
39035106200	MODERATE	NO	MODERATE	NO	No Change
39035106300	MODERATE	NO			Not Applicable
39035106400	MIDDLE	NO			Not Applicable
39035106500	MIDDLE	NO	MODERATE	NO	MIDDLE to MODERATE
39035106600	MODERATE	NO	MODERATE	NO	No Change
39035106800	MODERATE	YES	MODERATE	NO	No Change
39035106900	MODERATE	NO	MIDDLE	NO	MODERATE to MIDDLE
39035107000	MIDDLE	NO	MIDDLE	NO	No Change
39035107101	UPPER	NO	UPPER	NO	No Change
39035107701	MIDDLE	NO	UPPER	NO	MIDDLE to UPPER
39035107802	LOW	YES	LOW	YES	No Change
39035108201	NA	NO	MODERATE	YES	NA to MODERATE
39035108301	MODERATE	YES	LOW	YES	MODERATE to LOW
39035108400	LOW	YES	LOW	YES	No Change
39035108701	LOW	YES	LOW	YES	No Change



Cuyahoga, OHIO

Census Tract	2021		2022		Change in Tract Income Class from 2021 through 2022
	Tract Income Class	Minority Tract	Tract Income Class	Minority Tract	
39035109301	LOW	YES	NA	YES	LOW to NA
39035109701	LOW	YES	LOW	YES	No Change
39035109801	LOW	YES	LOW	YES	No Change
39035110501	LOW	YES			Not Applicable
39035110801	MODERATE	YES			Not Applicable
39035110901	LOW	YES	LOW	YES	No Change
39035111202	MODERATE	YES	LOW	YES	MODERATE to LOW
39035111401	LOW	YES	LOW	YES	No Change
39035111500	LOW	YES			Not Applicable
39035111600	LOW	YES			Not Applicable
39035111700	LOW	YES	LOW	YES	No Change
39035111800	LOW	YES			Not Applicable
39035111902	LOW	YES			Not Applicable
39035112100	LOW	YES	LOW	YES	No Change
39035112200	LOW	YES	NA	YES	LOW to NA
39035112301	NA	YES	LOW	YES	NA to LOW
39035112400	MODERATE	YES			Not Applicable
39035112500	LOW	YES			Not Applicable
39035112600	LOW	YES			Not Applicable
39035112800	MIDDLE	YES			Not Applicable
39035113101	NA	YES			Not Applicable
39035113500	LOW	YES			Not Applicable
39035113600	LOW	YES			Not Applicable
39035113801	LOW	YES			Not Applicable
39035114100	NA	YES			Not Applicable
39035114300	LOW	YES			Not Applicable
39035114501	LOW	YES	LOW	YES	No Change

Cuyahoga, OHIO

Census Tract	2021		2022		Change in Tract Income Class from 2021 through 2022
	Tract Income Class	Minority Tract	Tract Income Class	Minority Tract	
39035114600	LOW	YES	LOW	YES	No Change
39035114700	LOW	YES			Not Applicable
39035114800			NA	YES	Not Applicable
39035114900	LOW	YES			Not Applicable
39035115100	LOW	YES			Not Applicable
39035115200	LOW	YES			Not Applicable
39035115300	LOW	YES			Not Applicable
39035115400	LOW	NO	LOW	YES	No Change
39035115700	LOW	YES	LOW	YES	No Change
39035115800	LOW	YES	LOW	YES	No Change
39035115900	MODERATE	YES	MODERATE	YES	No Change
39035116100	LOW	YES			Not Applicable
39035116200	LOW	YES			Not Applicable
39035116300	LOW	YES	LOW	YES	No Change
39035116400	LOW	YES	MODERATE	YES	LOW to MODERATE
39035116500	LOW	YES	LOW	YES	No Change
39035116600	MODERATE	YES	LOW	YES	MODERATE to LOW
39035116700	LOW	YES	LOW	YES	No Change
39035116800	LOW	YES	LOW	YES	No Change
39035116900	LOW	YES	LOW	YES	No Change
39035117101	MODERATE	YES	NA	YES	MODERATE to NA
39035117102	NA	YES	MODERATE	YES	NA to MODERATE
39035117201	NA	YES	NA	YES	No Change
39035117202	LOW	YES			Not Applicable
39035117203			LOW	YES	Not Applicable
39035117300	LOW	YES	LOW	YES	No Change
39035117400	LOW	YES	LOW	YES	No Change



Cuyahoga, OHIO

Census Tract	2021		2022		Change in Tract Income Class from 2021 through 2022
	Tract Income Class	Minority Tract	Tract Income Class	Minority Tract	
39035117500	MODERATE	YES	LOW	YES	MODERATE to LOW
39035117600	MODERATE	YES	MODERATE	YES	No Change
39035117700	MODERATE	NO	MODERATE	YES	No Change
39035117800	LOW	YES	LOW	YES	No Change
39035117900	LOW	YES	LOW	YES	No Change
39035118101	MODERATE	YES	MIDDLE	YES	MODERATE to MIDDLE
39035118200	LOW	YES	LOW	YES	No Change
39035118301	LOW	YES	MODERATE	YES	LOW to MODERATE
39035118400	MODERATE	YES			Not Applicable
39035118500	MODERATE	YES			Not Applicable
39035118602	LOW	YES	MODERATE	YES	LOW to MODERATE
39035118700	LOW	NO			Not Applicable
39035118800	LOW	NO	MODERATE	NO	LOW to MODERATE
39035118900	LOW	YES	MODERATE	YES	LOW to MODERATE
39035119100	MODERATE	NO			Not Applicable
39035119202	MODERATE	YES			Not Applicable
39035119300	LOW	YES			Not Applicable
39035119401	MODERATE	YES	MIDDLE	YES	MODERATE to MIDDLE
39035119402	MODERATE	YES	LOW	YES	MODERATE to LOW
39035119501	MODERATE	YES	UPPER	YES	MODERATE to UPPER
39035119502	MODERATE	YES	LOW	YES	MODERATE to LOW
39035119600	LOW	YES	MODERATE	YES	LOW to MODERATE
39035119701	MODERATE	YES	NA	YES	MODERATE to NA
39035119702	LOW	YES	MODERATE	YES	LOW to MODERATE
39035119800	LOW	YES	MODERATE	YES	LOW to MODERATE
39035119900	LOW	YES	NA	YES	LOW to NA
39035120200	LOW	YES	MODERATE	YES	LOW to MODERATE

Cuyahoga, OHIO

Census Tract	2021		2022		Change in Tract Income Class from 2021 through 2022
	Tract Income Class	Minority Tract	Tract Income Class	Minority Tract	
39035120400	MODERATE	YES	MODERATE	YES	No Change
39035120500	LOW	YES	MODERATE	YES	LOW to MODERATE
39035120600	MODERATE	YES	LOW	YES	MODERATE to LOW
39035120701	LOW	YES	NA	YES	LOW to NA
39035120702	MODERATE	YES	MODERATE	YES	No Change
39035120801	MODERATE	YES	MODERATE	YES	No Change
39035120802	LOW	YES	NA	YES	LOW to NA
39035121100	LOW	YES	MODERATE	YES	LOW to MODERATE
39035121200	LOW	YES	MODERATE	YES	LOW to MODERATE
39035121300	LOW	YES	NA	YES	LOW to NA
39035121401	LOW	YES	MODERATE	YES	LOW to MODERATE
39035121403	LOW	YES	MODERATE	YES	LOW to MODERATE
39035121500	MODERATE	YES	LOW	YES	MODERATE to LOW
39035121700	MODERATE	YES	MODERATE	YES	No Change
39035121800	MODERATE	YES	MODERATE	YES	No Change
39035121900	MODERATE	YES	MODERATE	YES	No Change
39035122100	MODERATE	YES	MODERATE	YES	No Change
39035122200	LOW	YES	LOW	YES	No Change
39035122300	MODERATE	YES	MODERATE	YES	No Change
39035123100	UPPER	NO	UPPER	NO	No Change
39035123200	MIDDLE	NO	MIDDLE	NO	No Change
39035123400	MIDDLE	NO	UPPER	NO	MIDDLE to UPPER
39035123501	MODERATE	NO	LOW	NO	MODERATE to LOW
39035123502	MODERATE	NO	MODERATE	YES	No Change
39035123601	MIDDLE	NO	MIDDLE	NO	No Change
39035123602	MODERATE	NO	MIDDLE	NO	MODERATE to MIDDLE
39035123603	MIDDLE	NO	MIDDLE	NO	No Change



Cuyahoga, OHIO

Census Tract	2021		2022		Change in Tract Income Class from 2021 through 2022
	Tract Income Class	Minority Tract	Tract Income Class	Minority Tract	
39035123700	MIDDLE	NO	MIDDLE	NO	No Change
39035123800	LOW	YES	LOW	YES	No Change
39035123900	MODERATE	NO	MODERATE	NO	No Change
39035124100	MODERATE	YES	MODERATE	YES	No Change
39035124201	MODERATE	NO	LOW	NO	MODERATE to LOW
39035124202	MODERATE	NO	MODERATE	NO	No Change
39035124300	MODERATE	YES	MODERATE	YES	No Change
39035124500	MODERATE	NO	MIDDLE	NO	MODERATE to MIDDLE
39035124600	LOW	NO	LOW	NO	No Change
39035126100	MODERATE	YES	MODERATE	YES	No Change
39035127501	LOW	YES	MODERATE	YES	LOW to MODERATE
39035130103	UPPER	NO	UPPER	NO	No Change
39035130104	UPPER	NO	UPPER	NO	No Change
39035130105	UPPER	NO	MIDDLE	NO	UPPER to MIDDLE
39035130106	UPPER	NO	UPPER	NO	No Change
39035131102	UPPER	NO			Not Applicable
39035131103	UPPER	NO	UPPER	NO	No Change
39035131104	UPPER	NO	UPPER	NO	No Change
39035131105			UPPER	NO	Not Applicable
39035132100	MIDDLE	YES	MIDDLE	YES	No Change
39035132200	MIDDLE	NO	MIDDLE	YES	No Change
39035132301	MODERATE	YES	MODERATE	YES	No Change
39035132302	MODERATE	NO	MODERATE	YES	No Change
39035133103	MODERATE	YES	MIDDLE	YES	MODERATE to MIDDLE
39035133104	MODERATE	YES	MODERATE	YES	No Change
39035134100	MIDDLE	NO	MIDDLE	NO	No Change
39035134203	UPPER	NO	UPPER	NO	No Change

Cuyahoga, OHIO

Census Tract	2021		2022		Change in Tract Income Class from 2021 through 2022
	Tract Income Class	Minority Tract	Tract Income Class	Minority Tract	
39035134204	MIDDLE	NO	MIDDLE	NO	No Change
39035134205	MIDDLE	NO	MIDDLE	NO	No Change
39035134206	MIDDLE	NO	MIDDLE	NO	No Change
39035134300	UPPER	NO	MIDDLE	NO	UPPER to MIDDLE
39035135103	UPPER	NO	UPPER	NO	No Change
39035135104	UPPER	NO	UPPER	NO	No Change
39035135105	UPPER	NO	UPPER	NO	No Change
39035135106	UPPER	NO	UPPER	NO	No Change
39035136101	UPPER	NO	UPPER	NO	No Change
39035136102	UPPER	NO			Not Applicable
39035136103	UPPER	NO	MIDDLE	NO	UPPER to MIDDLE
39035136104			UPPER	NO	Not Applicable
39035136105			UPPER	NO	Not Applicable
39035137101	MODERATE	NO	MODERATE	NO	No Change
39035137102	MODERATE	NO	MODERATE	NO	No Change
39035137103	MIDDLE	NO	MIDDLE	NO	No Change
39035138105	MODERATE	NO	MODERATE	NO	No Change
39035138106	MIDDLE	NO	MODERATE	NO	MIDDLE to MODERATE
39035138107	MIDDLE	NO	MIDDLE	NO	No Change
39035138108	MIDDLE	NO	MIDDLE	NO	No Change
39035138109	MODERATE	NO	MIDDLE	NO	MODERATE to MIDDLE
39035138110	MIDDLE	NO	MIDDLE	NO	No Change
39035140100	MIDDLE	YES	MODERATE	YES	MIDDLE to MODERATE
39035140301	MODERATE	YES	MODERATE	YES	No Change
39035140302	UPPER	YES	MIDDLE	YES	UPPER to MIDDLE
39035140400	MIDDLE	YES	MIDDLE	YES	No Change
39035140500	MODERATE	YES	MODERATE	YES	No Change



Cuyahoga, OHIO

Census Tract	2021		2022		Change in Tract Income Class from 2021 through 2022
	Tract Income Class	Minority Tract	Tract Income Class	Minority Tract	
39035140600	MIDDLE	YES	MIDDLE	YES	No Change
39035140701	MODERATE	YES	MIDDLE	YES	MODERATE to MIDDLE
39035140702	MIDDLE	YES	NA	YES	MIDDLE to NA
39035140800	MIDDLE	NO	MIDDLE	NO	No Change
39035140900	MIDDLE	YES	MIDDLE	YES	No Change
39035141000	LOW	YES	NA	YES	LOW to NA
39035141100	MIDDLE	NO	MIDDLE	NO	No Change
39035141200	UPPER	NO	UPPER	NO	No Change
39035141300	UPPER	NO	UPPER	NO	No Change
39035141400	UPPER	NO	UPPER	NO	No Change
39035141500	UPPER	NO	UPPER	NO	No Change
39035141601	UPPER	NO	UPPER	NO	No Change
39035141602	MIDDLE	YES	MIDDLE	YES	No Change
39035141700	UPPER	NO	UPPER	NO	No Change
39035150100	MODERATE	YES	LOW	YES	MODERATE to LOW
39035150300	LOW	YES	LOW	YES	No Change
39035150400	LOW	YES	MODERATE	YES	LOW to MODERATE
39035151100	MODERATE	YES			Not Applicable
39035151200	LOW	YES	LOW	YES	No Change
39035151300	MODERATE	YES	MODERATE	YES	No Change
39035151400	MODERATE	YES			Not Applicable
39035151500	MODERATE	YES	LOW	YES	MODERATE to LOW
39035151600	LOW	YES	LOW	YES	No Change
39035151700	LOW	YES	NA	YES	LOW to NA
39035151800	LOW	YES	NA	YES	LOW to NA
39035152101	UPPER	NO	UPPER	NO	No Change
39035152102	MODERATE	YES	MIDDLE	YES	MODERATE to MIDDLE

Cuyahoga, OHIO

Census Tract	2021		2022		Change in Tract Income Class from 2021 through 2022
	Tract Income Class	Minority Tract	Tract Income Class	Minority Tract	
39035152201	MODERATE	YES	MODERATE	YES	No Change
39035152202	MODERATE	YES	MODERATE	YES	No Change
39035152301	MIDDLE	YES	MODERATE	YES	MIDDLE to MODERATE
39035152302	MIDDLE	NO	MIDDLE	YES	No Change
39035152303	MIDDLE	NO	MODERATE	YES	MIDDLE to MODERATE
39035152400	MIDDLE	YES	MODERATE	YES	MIDDLE to MODERATE
39035152501	MIDDLE	YES	MODERATE	YES	MIDDLE to MODERATE
39035152502	MODERATE	YES	MODERATE	YES	No Change
39035152603	MODERATE	YES			Not Applicable
39035152604	MODERATE	YES			Not Applicable
39035152605			MODERATE	YES	Not Applicable
39035152701	MODERATE	YES	NA	YES	MODERATE to NA
39035152702	MODERATE	YES	MODERATE	YES	No Change
39035152703	MIDDLE	YES	MIDDLE	YES	No Change
39035153103	MIDDLE	NO	MIDDLE	NO	No Change
39035153104	MIDDLE	NO	MIDDLE	NO	No Change
39035153105	MIDDLE	NO	MODERATE	NO	MIDDLE to MODERATE
39035153106	MIDDLE	NO	UPPER	NO	MIDDLE to UPPER
39035153107	UPPER	NO	UPPER	NO	No Change
39035154100	MODERATE	NO	LOW	YES	MODERATE to LOW
39035154200	MODERATE	NO	MODERATE	YES	No Change
39035154300	MODERATE	YES			Not Applicable
39035154400	MODERATE	YES	MIDDLE	YES	MODERATE to MIDDLE
39035154501	MODERATE	NO	MODERATE	YES	No Change
39035154502	MODERATE	NO	MIDDLE	YES	MODERATE to MIDDLE
39035154601	MODERATE	NO	MIDDLE	YES	MODERATE to MIDDLE
39035154603	MODERATE	NO	MODERATE	YES	No Change



Cuyahoga, OHIO

Census Tract	2021		2022		Change in Tract Income Class from 2021 through 2022
	Tract Income Class	Minority Tract	Tract Income Class	Minority Tract	
39035154604	MIDDLE	NO	MODERATE	YES	MIDDLE to MODERATE
39035154700	MODERATE	YES			Not Applicable
39035155101	UPPER	NO	UPPER	NO	No Change
39035155102	UPPER	NO	UPPER	NO	No Change
39035156101	UPPER	NO	UPPER	NO	No Change
39035156102	UPPER	NO	UPPER	NO	No Change
39035160100	UPPER	NO	UPPER	NO	No Change
39035160200	MIDDLE	NO	UPPER	NO	MIDDLE to UPPER
39035160300	MIDDLE	NO	MIDDLE	NO	No Change
39035160400	MIDDLE	NO	MIDDLE	NO	No Change
39035160500	UPPER	NO	UPPER	NO	No Change
39035160601	MIDDLE	NO			Not Applicable
39035160602	LOW	NO	MIDDLE	NO	LOW to MIDDLE
39035160603			MODERATE	NO	Not Applicable
39035160604			MIDDLE	NO	Not Applicable
39035160700	MODERATE	NO			Not Applicable
39035160800	MIDDLE	NO			Not Applicable
39035160900	UPPER	NO	UPPER	NO	No Change
39035161000	MIDDLE	NO	UPPER	NO	MIDDLE to UPPER
39035161100	MIDDLE	NO	UPPER	NO	MIDDLE to UPPER
39035161200	MIDDLE	NO	UPPER	NO	MIDDLE to UPPER
39035161300	MIDDLE	NO	MIDDLE	NO	No Change
39035161400	MIDDLE	NO	MIDDLE	NO	No Change
39035161500	MIDDLE	NO	MIDDLE	NO	No Change
39035161600	MODERATE	NO	MIDDLE	NO	MODERATE to MIDDLE
39035161700	LOW	NO			Not Applicable
39035161800	LOW	NO			Not Applicable

Cuyahoga, OHIO

Census Tract	2021		2022		Change in Tract Income Class from 2021 through 2022
	Tract Income Class	Minority Tract	Tract Income Class	Minority Tract	
39035161900			UPPER	NO	Not Applicable
39035170101	MIDDLE	NO	MIDDLE	NO	No Change
39035170102	UPPER	NO	MIDDLE	NO	UPPER to MIDDLE
39035170201	MIDDLE	NO	UPPER	NO	MIDDLE to UPPER
39035170202	MIDDLE	NO	UPPER	NO	MIDDLE to UPPER
39035171102	MODERATE	YES	LOW	YES	MODERATE to LOW
39035171103	MODERATE	YES	MODERATE	YES	No Change
39035171104	MODERATE	YES	MODERATE	YES	No Change
39035171203	MODERATE	NO	MODERATE	YES	No Change
39035171204	MODERATE	YES	MODERATE	YES	No Change
39035171205	MODERATE	YES	MODERATE	YES	No Change
39035171206	MODERATE	YES	MODERATE	YES	No Change
39035172101	MIDDLE	NO	MIDDLE	NO	No Change
39035172102	MIDDLE	NO	MIDDLE	NO	No Change
39035172103	MODERATE	NO			Not Applicable
39035172104			MIDDLE	YES	Not Applicable
39035172105			MODERATE	NO	Not Applicable
39035172201	MIDDLE	NO	MIDDLE	NO	No Change
39035172202	MIDDLE	NO	MIDDLE	NO	No Change
39035173103	MIDDLE	NO	MIDDLE	NO	No Change
39035173104	UPPER	NO	MIDDLE	NO	UPPER to MIDDLE
39035173105	MIDDLE	NO	MIDDLE	NO	No Change
39035173106	MIDDLE	NO	UPPER	NO	MIDDLE to UPPER
39035173107	UPPER	NO	MIDDLE	NO	UPPER to MIDDLE
39035174103	UPPER	NO	UPPER	NO	No Change
39035174104	MIDDLE	NO	MIDDLE	NO	No Change
39035174105	UPPER	NO	UPPER	NO	No Change



Cuyahoga, OHIO

Census Tract	2021		2022		Change in Tract Income Class from 2021 through 2022
	Tract Income Class	Minority Tract	Tract Income Class	Minority Tract	
39035174106	MIDDLE	NO	UPPER	NO	MIDDLE to UPPER
39035174107	MIDDLE	NO	MIDDLE	NO	No Change
39035174203	UPPER	NO	UPPER	NO	No Change
39035174204	UPPER	NO	MIDDLE	NO	UPPER to MIDDLE
39035174205	MIDDLE	NO	MIDDLE	NO	No Change
39035174206	MIDDLE	NO	MODERATE	NO	MIDDLE to MODERATE
39035174207	MIDDLE	NO	MIDDLE	NO	No Change
39035175103	MIDDLE	NO			Not Applicable
39035175104	MIDDLE	NO			Not Applicable
39035175105	UPPER	NO	UPPER	NO	No Change
39035175106	UPPER	NO	UPPER	NO	No Change
39035175107			UPPER	NO	Not Applicable
39035175108			MIDDLE	NO	Not Applicable
39035175109			UPPER	NO	Not Applicable
39035175110			MODERATE	NO	Not Applicable
39035175201	UPPER	NO	UPPER	NO	No Change
39035175202	UPPER	NO	MIDDLE	NO	UPPER to MIDDLE
39035176100	UPPER	NO	UPPER	NO	No Change
39035176200	MIDDLE	NO	MIDDLE	NO	No Change
39035177101	MODERATE	NO	MIDDLE	NO	MODERATE to MIDDLE
39035177103	MODERATE	NO	MIDDLE	NO	MODERATE to MIDDLE
39035177104	MIDDLE	NO	MIDDLE	NO	No Change
39035177201	MIDDLE	NO	MIDDLE	NO	No Change
39035177202	MODERATE	NO	MIDDLE	NO	MODERATE to MIDDLE
39035177302	MIDDLE	NO	MIDDLE	NO	No Change
39035177303	MIDDLE	NO	MIDDLE	NO	No Change
39035177304	MODERATE	NO	MODERATE	NO	No Change

Cuyahoga, OHIO

Census Tract	2021		2022		Change in Tract Income Class from 2021 through 2022
	Tract Income Class	Minority Tract	Tract Income Class	Minority Tract	
39035177403	MIDDLE	NO	MIDDLE	NO	No Change
39035177404	MIDDLE	NO	MIDDLE	NO	No Change
39035177405	MIDDLE	NO	MIDDLE	NO	No Change
39035177406	MIDDLE	NO	MIDDLE	NO	No Change
39035177501	MIDDLE	NO	MIDDLE	NO	No Change
39035177503	MIDDLE	NO	MIDDLE	NO	No Change
39035177504	MIDDLE	NO	MIDDLE	NO	No Change
39035177505	MIDDLE	NO	MIDDLE	NO	No Change
39035177604	MIDDLE	NO	MIDDLE	NO	No Change
39035177605	MIDDLE	NO	MIDDLE	NO	No Change
39035177606	MIDDLE	NO	MIDDLE	NO	No Change
39035177607	MIDDLE	NO	MIDDLE	NO	No Change
39035177608	MIDDLE	NO	MODERATE	NO	MIDDLE to MODERATE
39035177609	MIDDLE	NO	MIDDLE	NO	No Change
39035178101	MODERATE	NO	MIDDLE	NO	MODERATE to MIDDLE
39035178102	MODERATE	NO	MIDDLE	NO	MODERATE to MIDDLE
39035178201	MIDDLE	NO	MIDDLE	NO	No Change
39035178204	MODERATE	NO	LOW	NO	MODERATE to LOW
39035178205	MIDDLE	NO	MIDDLE	NO	No Change
39035178206	MIDDLE	NO	MIDDLE	NO	No Change
39035179101	UPPER	NO	UPPER	NO	No Change
39035179102	UPPER	NO	UPPER	NO	No Change
39035180102	MIDDLE	NO	MIDDLE	YES	No Change
39035180103	MIDDLE	NO	MIDDLE	YES	No Change
39035180104	MODERATE	YES	LOW	YES	MODERATE to LOW
39035181100	UPPER	NO	UPPER	NO	No Change
39035181201	MIDDLE	NO	UPPER	NO	MIDDLE to UPPER



Cuyahoga, OHIO

Census Tract	2021		2022		Change in Tract Income Class from 2021 through 2022
	Tract Income Class	Minority Tract	Tract Income Class	Minority Tract	
39035181203	UPPER	NO	UPPER	NO	No Change
39035181204	MIDDLE	NO	UPPER	NO	MIDDLE to UPPER
39035182103	UPPER	NO	UPPER	NO	No Change
39035182104	UPPER	NO	UPPER	NO	No Change
39035182105	UPPER	NO	UPPER	NO	No Change
39035182106	UPPER	NO	MIDDLE	NO	UPPER to MIDDLE
39035183100	UPPER	NO	MIDDLE	NO	UPPER to MIDDLE
39035183200	UPPER	NO	UPPER	NO	No Change
39035183300	UPPER	NO	UPPER	NO	No Change
39035183401	UPPER	NO	UPPER	NO	No Change
39035183402	MIDDLE	YES	MIDDLE	YES	No Change
39035183501	UPPER	NO	UPPER	NO	No Change
39035183502	UPPER	NO	UPPER	NO	No Change
39035183603	MODERATE	YES	MODERATE	YES	No Change
39035183604	MIDDLE	YES	MIDDLE	YES	No Change
39035183605	UPPER	YES	MIDDLE	YES	UPPER to MIDDLE
39035183606	UPPER	YES	UPPER	YES	No Change
39035184103	UPPER	NO	UPPER	NO	No Change
39035184104	UPPER	NO	UPPER	NO	No Change
39035184105	UPPER	NO	UPPER	NO	No Change
39035184106	MIDDLE	NO	MIDDLE	NO	No Change
39035184108	UPPER	NO	UPPER	NO	No Change
39035185101	MIDDLE	YES	MODERATE	YES	MIDDLE to MODERATE
39035185102	MIDDLE	YES	MIDDLE	YES	No Change
39035185103	MIDDLE	NO	MIDDLE	YES	No Change
39035185104	MIDDLE	NO	MIDDLE	NO	No Change
39035185201	MODERATE	YES	MODERATE	YES	No Change

Cuyahoga, OHIO

Census Tract	2021		2022		Change in Tract Income Class from 2021 through 2022
	Tract Income Class	Minority Tract	Tract Income Class	Minority Tract	
39035185202	MIDDLE	YES	MIDDLE	YES	No Change
39035185203	UPPER	NO	UPPER	NO	No Change
39035186103	UPPER	NO	UPPER	NO	No Change
39035186104	UPPER	NO	UPPER	NO	No Change
39035186105	UPPER	NO	UPPER	NO	No Change
39035186106	MODERATE	NO	MODERATE	NO	No Change
39035186107	UPPER	NO	UPPER	NO	No Change
39035186201	UPPER	NO	MIDDLE	NO	UPPER to MIDDLE
39035186202	UPPER	NO	UPPER	NO	No Change
39035186203	UPPER	NO	UPPER	NO	No Change
39035186205	UPPER	NO	UPPER	NO	No Change
39035186206	UPPER	NO	UPPER	NO	No Change
39035187103	MIDDLE	YES	MIDDLE	YES	No Change
39035187104	UPPER	NO	UPPER	NO	No Change
39035187105	UPPER	NO	UPPER	NO	No Change
39035187106	MIDDLE	NO	MIDDLE	NO	No Change
39035188103	MODERATE	YES	MODERATE	YES	No Change
39035188104	MODERATE	YES			Not Applicable
39035188105	MODERATE	YES			Not Applicable
39035188106	MODERATE	YES	LOW	YES	MODERATE to LOW
39035188107	MODERATE	YES	MODERATE	YES	No Change
39035189105	UPPER	NO	UPPER	NO	No Change
39035189107	UPPER	NO	UPPER	NO	No Change
39035189108	UPPER	NO	UPPER	NO	No Change
39035189109	UPPER	NO	UPPER	NO	No Change
39035189110	MIDDLE	NO	UPPER	NO	MIDDLE to UPPER
39035189111	UPPER	NO	UPPER	NO	No Change



Cuyahoga, OHIO

Census Tract	2021		2022		Change in Tract Income Class from 2021 through 2022
	Tract Income Class	Minority Tract	Tract Income Class	Minority Tract	
39035189112	UPPER	NO	UPPER	NO	No Change
39035190502	MIDDLE	NO	MODERATE	NO	MIDDLE to MODERATE
39035190503	UPPER	NO	MIDDLE	NO	UPPER to MIDDLE
39035190504	UPPER	NO			Not Applicable
39035190505			UPPER	NO	Not Applicable
39035190506			MIDDLE	NO	Not Applicable
39035192300	MIDDLE	NO	MIDDLE	NO	No Change
39035192800	UPPER	NO	UPPER	NO	No Change
39035192900	UPPER	NO	UPPER	NO	No Change
39035193800	MODERATE	YES			Not Applicable
39035193900	MODERATE	YES			Not Applicable
39035194100	MIDDLE	NO	UPPER	NO	MIDDLE to UPPER
39035194300	UPPER	NO	UPPER	NO	No Change
39035194500	UPPER	NO	UPPER	NO	No Change
39035194800	MIDDLE	YES			Not Applicable
39035194900	UPPER	NO			Not Applicable
39035195600	MIDDLE	YES	MIDDLE	YES	No Change
39035195700	UPPER	YES	UPPER	YES	No Change
39035195800	UPPER	NO	UPPER	NO	No Change
39035195900	UPPER	NO	UPPER	NO	No Change
39035196000	MIDDLE	YES	MIDDLE	YES	No Change
39035196100	MODERATE	NO	MODERATE	NO	No Change
39035196200	LOW	YES	LOW	YES	No Change
39035196300	UPPER	NO	UPPER	NO	No Change
39035196400	LOW	YES	LOW	YES	No Change
39035196500	LOW	YES			Not Applicable
39035196800			UPPER	YES	Not Applicable

Cuyahoga, OHIO

Census Tract	2021		2022		Change in Tract Income Class from 2021 through 2022
	Tract Income Class	Minority Tract	Tract Income Class	Minority Tract	
39035197000			MODERATE	YES	Not Applicable
39035197100			UPPER	NO	Not Applicable
39035197200			LOW	YES	Not Applicable
39035197300			LOW	NO	Not Applicable
39035197400			MODERATE	NO	Not Applicable
39035197500			LOW	NO	Not Applicable
39035197600			LOW	YES	Not Applicable
39035197700			MODERATE	YES	Not Applicable
39035197800			UPPER	NO	Not Applicable
39035197900			LOW	YES	Not Applicable
39035198000			LOW	YES	Not Applicable
39035198100			LOW	YES	Not Applicable
39035198200			MODERATE	YES	Not Applicable
39035198300			MODERATE	YES	Not Applicable
39035198400			LOW	YES	Not Applicable
39035198500			MODERATE	YES	Not Applicable
39035198600			LOW	YES	Not Applicable
39035198700			MODERATE	YES	Not Applicable
39035198800			LOW	YES	Not Applicable
39035198900			LOW	YES	Not Applicable
39035199000			LOW	YES	Not Applicable
39035199100			MODERATE	YES	Not Applicable
39035199200			MODERATE	YES	Not Applicable
39035199300			LOW	YES	Not Applicable
39035980100	NA	NO	NA	YES	No Change
39035980200			NA	NO	Not Applicable
39035980500	NA	NO	NA	YES	No Change



Cuyahoga, OHIO

Census Tract	2021		2022		Change in Tract Income Class from 2021 through 2022
	Tract Income Class	Minority Tract	Tract Income Class	Minority Tract	
39035980900			NA	NO	Not Applicable
39035981000			NA	NO	Not Applicable
39035981100	NA	NO	NA	NO	No Change
39035990000	NA	NO	NA	NO	No Change

Summary Data: Cuyahoga	2021	2022
Number of Census Tracts	447	428
Number of Minority Tracts	202	203
Percentage of Minority Tracts	45.19%	47.43%
Number of Low Income Tracts	107	80
Percentage of Low Income Tracts	23.94%	18.69%
Number of Moderate Income Tracts	122	105
Percentage of Moderate Income Tracts	27.29%	24.53%
Number of Middle Income Tracts	112	115
Percentage of Middle Income Tracts	25.06%	26.87%
Number of Upper Income Tracts	96	105
Percentage of Upper Income Tracts	21.48%	24.53%
Number of NA Income Tracts	10	23
Percentage of NA Income Tracts	2.24%	5.37%

Darke, OHIO

Census Tract	2021		2022		Change in Tract Income Class from 2021 through 2022
	Tract Income Class	Minority Tract	Tract Income Class	Minority Tract	
39037500100	MIDDLE	NO	UPPER	NO	MIDDLE to UPPER
39037510100	MIDDLE	NO	MIDDLE	NO	No Change
39037520100	MIDDLE	NO	MIDDLE	NO	No Change
39037530100	UPPER	NO	UPPER	NO	No Change
39037540100	MIDDLE	NO	MIDDLE	NO	No Change
39037550100	MIDDLE	NO	MIDDLE	NO	No Change
39037555000	MIDDLE	NO			Not Applicable
39037555001			UPPER	NO	Not Applicable
39037555002			MIDDLE	NO	Not Applicable
39037555101	MODERATE	NO	MIDDLE	NO	MODERATE to MIDDLE
39037555102	MODERATE	NO	LOW	NO	MODERATE to LOW
39037560100	MIDDLE	NO			Not Applicable
39037560101			MIDDLE	NO	Not Applicable
39037560102			MIDDLE	NO	Not Applicable
39037570101	UPPER	NO	MIDDLE	NO	UPPER to MIDDLE
39037570102	MIDDLE	NO	MIDDLE	NO	No Change



Darke, OHIO

Census Tract	2021		2022		Change in Tract Income Class from 2021 through 2022
	Tract Income Class	Minority Tract	Tract Income Class	Minority Tract	

Summary Data: Darke	2021	2022
Number of Census Tracts	12	14
Number of Minority Tracts	0	0
Percentage of Minority Tracts	0.00%	0.00%
Number of Low Income Tracts	0	1
Percentage of Low Income Tracts	0.00%	7.14%
Number of Moderate Income Tracts	2	0
Percentage of Moderate Income Tracts	16.67%	0.00%
Number of Middle Income Tracts	8	10
Percentage of Middle Income Tracts	66.67%	71.43%
Number of Upper Income Tracts	2	3
Percentage of Upper Income Tracts	16.67%	21.43%
Number of NA Income Tracts	0	0
Percentage of NA Income Tracts	0.00%	0.00%

Defiance, OHIO

Census Tract	2021		2022		Change in Tract Income Class from 2021 through 2022
	Tract Income Class	Minority Tract	Tract Income Class	Minority Tract	
39039958100	UPPER	NO	UPPER	NO	No Change
39039958200	UPPER	NO	MIDDLE	NO	UPPER to MIDDLE
39039958300	MIDDLE	NO	MIDDLE	NO	No Change

Defiance, OHIO

Census Tract	2021		2022		Change in Tract Income Class from 2021 through 2022
	Tract Income Class	Minority Tract	Tract Income Class	Minority Tract	
39039958400	MIDDLE	NO	MIDDLE	NO	No Change
39039958500	MIDDLE	NO	MIDDLE	NO	No Change
39039958600	MIDDLE	NO	MODERATE	NO	MIDDLE to MODERATE
39039958700	MIDDLE	NO	MIDDLE	NO	No Change
39039958800	MODERATE	NO	MIDDLE	NO	MODERATE to MIDDLE
39039958900	MIDDLE	NO	MIDDLE	NO	No Change

Summary Data: Defiance	2021	2022
Number of Census Tracts	9	9
Number of Minority Tracts	0	0
Percentage of Minority Tracts	0.00%	0.00%
Number of Low Income Tracts	0	0
Percentage of Low Income Tracts	0.00%	0.00%
Number of Moderate Income Tracts	1	1
Percentage of Moderate Income Tracts	11.11%	11.11%
Number of Middle Income Tracts	6	7
Percentage of Middle Income Tracts	66.67%	77.78%
Number of Upper Income Tracts	2	1
Percentage of Upper Income Tracts	22.22%	11.11%
Number of NA Income Tracts	0	0
Percentage of NA Income Tracts	0.00%	0.00%



Delaware, OHIO

Census Tract	2021		2022		Change in Tract Income Class from 2021 through 2022
	Tract Income Class	Minority Tract	Tract Income Class	Minority Tract	
39041010100	MIDDLE	NO	UPPER	NO	MIDDLE to UPPER
39041010200	MIDDLE	NO	MIDDLE	NO	No Change
39041010420	MIDDLE	NO	MIDDLE	NO	No Change
39041010421	MIDDLE	NO	MIDDLE	NO	No Change
39041010422	MIDDLE	NO	MIDDLE	NO	No Change
39041010520	MIDDLE	NO	MIDDLE	NO	No Change
39041010530	MODERATE	NO	MODERATE	NO	No Change
39041011101	MIDDLE	NO	MODERATE	NO	MIDDLE to MODERATE
39041011102	UPPER	NO	UPPER	NO	No Change
39041011200	MIDDLE	NO	UPPER	NO	MIDDLE to UPPER
39041011411	UPPER	NO	UPPER	NO	No Change
39041011412	UPPER	NO	UPPER	NO	No Change
39041011413	UPPER	NO			Not Applicable
39041011421	UPPER	NO	UPPER	NO	No Change
39041011423	UPPER	NO	UPPER	NO	No Change
39041011430	UPPER	NO	UPPER	NO	No Change
39041011431			MIDDLE	NO	Not Applicable
39041011432			UPPER	NO	Not Applicable
39041011520	MIDDLE	NO	UPPER	NO	MIDDLE to UPPER
39041011530	UPPER	NO	UPPER	NO	No Change
39041011540	UPPER	NO	UPPER	NO	No Change
39041011550	UPPER	NO			Not Applicable
39041011560	UPPER	NO			Not Applicable
39041011561	UPPER	NO	MIDDLE	NO	UPPER to MIDDLE
39041011562			UPPER	NO	Not Applicable
39041011563			UPPER	NO	Not Applicable
39041011564			UPPER	NO	Not Applicable

Delaware, OHIO

Census Tract	2021		2022		Change in Tract Income Class from 2021 through 2022
	Tract Income Class	Minority Tract	Tract Income Class	Minority Tract	
39041011565			UPPER	NO	Not Applicable
39041011604	UPPER	NO	UPPER	NO	No Change
39041011710	UPPER	NO	UPPER	NO	No Change
39041011730	UPPER	NO			Not Applicable
39041011740	UPPER	NO	UPPER	NO	No Change
39041011750	UPPER	NO			Not Applicable
39041011760	UPPER	NO	UPPER	NO	No Change
39041011762	UPPER	NO	UPPER	NO	No Change
39041011763			UPPER	NO	Not Applicable
39041011764			UPPER	NO	Not Applicable
39041011765			UPPER	NO	Not Applicable
39041011766			UPPER	NO	Not Applicable
39041011900	UPPER	NO	UPPER	NO	No Change
39041012000	MIDDLE	NO	UPPER	NO	MIDDLE to UPPER
39041012100	UPPER	NO	UPPER	NO	No Change
39041012200	MIDDLE	NO	MIDDLE	NO	No Change
39041012300	MIDDLE	NO	MIDDLE	NO	No Change
39041012400	UPPER	NO	UPPER	NO	No Change



Delaware, OHIO

Census Tract	2021		2022		Change in Tract Income Class from 2021 through 2022
	Tract Income Class	Minority Tract	Tract Income Class	Minority Tract	

Summary Data: Delaware	2021	2022
Number of Census Tracts	35	40
Number of Minority Tracts	0	0
Percentage of Minority Tracts	0.00%	0.00%
Number of Low Income Tracts	0	0
Percentage of Low Income Tracts	0.00%	0.00%
Number of Moderate Income Tracts	1	2
Percentage of Moderate Income Tracts	2.86%	5.00%
Number of Middle Income Tracts	12	9
Percentage of Middle Income Tracts	34.29%	22.50%
Number of Upper Income Tracts	22	29
Percentage of Upper Income Tracts	62.86%	72.50%
Number of NA Income Tracts	0	0
Percentage of NA Income Tracts	0.00%	0.00%

Erie, OHIO

Census Tract	2021		2022		Change in Tract Income Class from 2021 through 2022
	Tract Income Class	Minority Tract	Tract Income Class	Minority Tract	
39043040100	MIDDLE	NO	MIDDLE	NO	No Change
39043040200	MIDDLE	NO	MIDDLE	NO	No Change
39043040300	UPPER	NO	UPPER	NO	No Change

Erie, OHIO

Census Tract	2021		2022		Change in Tract Income Class from 2021 through 2022
	Tract Income Class	Minority Tract	Tract Income Class	Minority Tract	
39043040400	UPPER	NO	UPPER	NO	No Change
39043040500	MIDDLE	NO	UPPER	NO	MIDDLE to UPPER
39043040600	UPPER	NO			Not Applicable
39043040700	MIDDLE	NO	MIDDLE	NO	No Change
39043040800	MODERATE	NO			Not Applicable
39043040801			LOW	NO	Not Applicable
39043040802			MIDDLE	NO	Not Applicable
39043040900	MIDDLE	NO	MODERATE	NO	MIDDLE to MODERATE
39043041000	MODERATE	NO	MODERATE	NO	No Change
39043041100	MODERATE	NO	MIDDLE	NO	MODERATE to MIDDLE
39043041200	MODERATE	NO	MODERATE	NO	No Change
39043041300	MIDDLE	NO	MODERATE	NO	MIDDLE to MODERATE
39043041400	UPPER	NO	UPPER	NO	No Change
39043041500	MIDDLE	NO			Not Applicable
39043041600	UPPER	NO	UPPER	NO	No Change
39043041700	MIDDLE	NO			Not Applicable
39043041701			MIDDLE	NO	Not Applicable
39043041702			MIDDLE	NO	Not Applicable
39043041800	UPPER	NO	UPPER	NO	No Change
39043041900			UPPER	NO	Not Applicable
39043990100	NA	NO	NA	NO	No Change



Erie, OHIO


Census Tract	2021		2022		Change in Tract Income Class from 2021 through 2022
	Tract Income Class	Minority Tract	Tract Income Class	Minority Tract	
Summary Data: Erie			2021	2022	
Number of Census Tracts			19	20	
Number of Minority Tracts			0	0	
Percentage of Minority Tracts			0.00%	0.00%	
Number of Low Income Tracts			0	1	
Percentage of Low Income Tracts			0.00%	5.00%	
Number of Moderate Income Tracts			4	4	
Percentage of Moderate Income Tracts			21.05%	20.00%	
Number of Middle Income Tracts			8	7	
Percentage of Middle Income Tracts			42.11%	35.00%	
Number of Upper Income Tracts			6	7	
Percentage of Upper Income Tracts			31.58%	35.00%	
Number of NA Income Tracts			1	1	
Percentage of NA Income Tracts			5.26%	5.00%	

Fairfield, OHIO

Census Tract	2021		2022		Change in Tract Income Class from 2021 through 2022
	Tract Income Class	Minority Tract	Tract Income Class	Minority Tract	
39045030100	MIDDLE	NO	MIDDLE	NO	No Change
39045030200	MIDDLE	NO	MIDDLE	NO	No Change
39045030300	MIDDLE	NO	MODERATE	NO	MIDDLE to MODERATE

Fairfield, OHIO

Census Tract	2021		2022		Change in Tract Income Class from 2021 through 2022
	Tract Income Class	Minority Tract	Tract Income Class	Minority Tract	
39045030400	MIDDLE	NO	UPPER	NO	MIDDLE to UPPER
39045030600	UPPER	NO			Not Applicable
39045030601			UPPER	NO	Not Applicable
39045030602			UPPER	NO	Not Applicable
39045030700	UPPER	NO	MIDDLE	NO	UPPER to MIDDLE
39045030800	UPPER	NO	UPPER	NO	No Change
39045030900	MIDDLE	NO			Not Applicable
39045030901			MIDDLE	NO	Not Applicable
39045030902			MIDDLE	NO	Not Applicable
39045031000	UPPER	NO	MIDDLE	NO	UPPER to MIDDLE
39045031100	MIDDLE	NO	MIDDLE	NO	No Change
39045031200	MIDDLE	NO	MIDDLE	NO	No Change
39045031300	MIDDLE	NO	MODERATE	NO	MIDDLE to MODERATE
39045031400	MIDDLE	NO			Not Applicable
39045031401			MIDDLE	NO	Not Applicable
39045031402			MODERATE	NO	Not Applicable
39045031500	MIDDLE	NO	MODERATE	NO	MIDDLE to MODERATE
39045031600	MODERATE	NO	MODERATE	NO	No Change
39045031700	MODERATE	NO	MODERATE	NO	No Change
39045032000	LOW	NO	MODERATE	NO	LOW to MODERATE
39045032100	MIDDLE	NO	MODERATE	NO	MIDDLE to MODERATE
39045032200	LOW	NO	MODERATE	NO	LOW to MODERATE
39045032300	MODERATE	NO	MODERATE	NO	No Change
39045032500	MIDDLE	NO			Not Applicable
39045032501			MIDDLE	NO	Not Applicable
39045032502			MODERATE	NO	Not Applicable
39045032600	MODERATE	NO			Not Applicable



Fairfield, OHIO

Census Tract	2021		2022		Change in Tract Income Class from 2021 through 2022
	Tract Income Class	Minority Tract	Tract Income Class	Minority Tract	
39045032601			MIDDLE	NO	Not Applicable
39045032602			MIDDLE	NO	Not Applicable
39045032701	MIDDLE	NO	UPPER	NO	MIDDLE to UPPER
39045032702	MIDDLE	YES			Not Applicable
39045032703			MIDDLE	YES	Not Applicable
39045032704			LOW	YES	Not Applicable
39045032800	UPPER	NO	UPPER	NO	No Change
39045032900	UPPER	NO			Not Applicable
39045032901			UPPER	NO	Not Applicable
39045032902			UPPER	NO	Not Applicable
39045033000	UPPER	NO	UPPER	NO	No Change
39045033100	MIDDLE	NO			Not Applicable
39045033101			MIDDLE	NO	Not Applicable
39045033102			MIDDLE	NO	Not Applicable

Fairfield, OHIO

Census Tract	2021		2022		Change in Tract Income Class from 2021 through 2022
	Tract Income Class	Minority Tract	Tract Income Class	Minority Tract	

Summary Data: Fairfield	2021	2022
Number of Census Tracts	28	36
Number of Minority Tracts	1	2
Percentage of Minority Tracts	3.57%	5.56%
Number of Low Income Tracts	2	1
Percentage of Low Income Tracts	7.14%	2.78%
Number of Moderate Income Tracts	4	11
Percentage of Moderate Income Tracts	14.29%	30.56%
Number of Middle Income Tracts	15	15
Percentage of Middle Income Tracts	53.57%	41.67%
Number of Upper Income Tracts	7	9
Percentage of Upper Income Tracts	25.00%	25.00%
Number of NA Income Tracts	0	0
Percentage of NA Income Tracts	0.00%	0.00%

Fayette, OHIO

Census Tract	2021		2022		Change in Tract Income Class from 2021 through 2022
	Tract Income Class	Minority Tract	Tract Income Class	Minority Tract	
39047925800	MIDDLE	NO	MIDDLE	NO	No Change
39047925900	MIDDLE	NO	MIDDLE	NO	No Change
39047926000	MIDDLE	NO	MIDDLE	NO	No Change



Fayette, OHIO

Census Tract	2021		2022		Change in Tract Income Class from 2021 through 2022
	Tract Income Class	Minority Tract	Tract Income Class	Minority Tract	
39047926100	MODERATE	NO	MODERATE	NO	No Change
39047926200	MODERATE	NO	MIDDLE	NO	MODERATE to MIDDLE
39047926300	MIDDLE	NO	MIDDLE	NO	No Change
39047926400	MIDDLE	NO	MIDDLE	NO	No Change

Summary Data: Fayette	2021	2022
Number of Census Tracts	7	7
Number of Minority Tracts	0	0
Percentage of Minority Tracts	0.00%	0.00%
Number of Low Income Tracts	0	0
Percentage of Low Income Tracts	0.00%	0.00%
Number of Moderate Income Tracts	2	1
Percentage of Moderate Income Tracts	28.57%	14.29%
Number of Middle Income Tracts	5	6
Percentage of Middle Income Tracts	71.43%	85.71%
Number of Upper Income Tracts	0	0
Percentage of Upper Income Tracts	0.00%	0.00%
Number of NA Income Tracts	0	0
Percentage of NA Income Tracts	0.00%	0.00%

Franklin, OHIO

Census Tract	2021		2022		Change in Tract Income Class from 2021 through 2022
	Tract Income Class	Minority Tract	Tract Income Class	Minority Tract	
39049000110	UPPER	NO	MIDDLE	NO	UPPER to MIDDLE
39049000120	UPPER	NO	UPPER	NO	No Change
39049000210	UPPER	NO	UPPER	NO	No Change
39049000220	UPPER	NO	UPPER	NO	No Change
39049000310	MODERATE	NO	MODERATE	NO	No Change
39049000320	MIDDLE	NO	MODERATE	NO	MIDDLE to MODERATE
39049000330	MODERATE	NO	LOW	NO	MODERATE to LOW
39049000410	UPPER	NO	MIDDLE	NO	UPPER to MIDDLE
39049000420	UPPER	NO	UPPER	NO	No Change
39049000500	MIDDLE	NO	MIDDLE	NO	No Change
39049000600	MIDDLE	NO	MIDDLE	NO	No Change
39049000710	LOW	NO	LOW	YES	No Change
39049000720	LOW	YES	LOW	YES	No Change
39049000730	LOW	YES	LOW	YES	No Change
39049000810	MODERATE	NO	MODERATE	NO	No Change
39049000820	MODERATE	YES	MODERATE	YES	No Change
39049000910	LOW	YES	LOW	YES	No Change
39049000920	LOW	YES	LOW	YES	No Change
39049001000	MIDDLE	NO	MODERATE	NO	MIDDLE to MODERATE
39049001110	LOW	NO	MIDDLE	NO	LOW to MIDDLE
39049001121	NA	NO	NA	NO	No Change
39049001122	LOW	NO	MODERATE	NO	LOW to MODERATE
39049001200	NA	NO	LOW	NO	NA to LOW
39049001300	LOW	NO			Not Applicable
39049001301			NA	NO	Not Applicable
39049001302			NA	NO	Not Applicable
39049001400	LOW	YES	LOW	YES	No Change



Franklin, OHIO

Census Tract	2021		2022		Change in Tract Income Class from 2021 through 2022
	Tract Income Class	Minority Tract	Tract Income Class	Minority Tract	
39049001500	LOW	YES	LOW	YES	No Change
39049001600	LOW	YES	LOW	NO	No Change
39049001700	LOW	NO	LOW	NO	No Change
39049001810	UPPER	NO	LOW	NO	UPPER to LOW
39049001820	MIDDLE	NO	UPPER	NO	MIDDLE to UPPER
39049001901	UPPER	NO	UPPER	NO	No Change
39049001902	MIDDLE	NO	MIDDLE	NO	No Change
39049002000	UPPER	NO	UPPER	NO	No Change
39049002100	UPPER	NO	UPPER	NO	No Change
39049002200	MIDDLE	NO	MIDDLE	NO	No Change
39049002300	LOW	YES	LOW	YES	No Change
39049002510	MODERATE	YES	LOW	YES	MODERATE to LOW
39049002520	LOW	YES	MODERATE	YES	LOW to MODERATE
39049002600	LOW	YES	LOW	YES	No Change
39049002710	LOW	YES	LOW	YES	No Change
39049002730	LOW	YES	LOW	YES	No Change
39049002740	MIDDLE	NO	UPPER	NO	MIDDLE to UPPER
39049002750	LOW	YES	LOW	YES	No Change
39049002760	MODERATE	YES	MODERATE	NO	No Change
39049002770	LOW	YES	LOW	YES	No Change
39049002780	UPPER	NO	MIDDLE	NO	UPPER to MIDDLE
39049002800	MODERATE	YES	LOW	YES	MODERATE to LOW
39049002900	LOW	YES	LOW	YES	No Change
39049003000	UPPER	NO	UPPER	NO	No Change
39049003200	UPPER	NO	UPPER	NO	No Change
39049003600	LOW	YES	MIDDLE	YES	LOW to MIDDLE
39049003700	MODERATE	YES	MIDDLE	YES	MODERATE to MIDDLE

Franklin, OHIO

Census Tract	2021		2022		Change in Tract Income Class from 2021 through 2022
	Tract Income Class	Minority Tract	Tract Income Class	Minority Tract	
39049003800	MODERATE	NO	NA	NO	MODERATE to NA
39049004000	UPPER	NO			Not Applicable
39049004001			NA	NO	Not Applicable
39049004002			UPPER	NO	Not Applicable
39049004200	LOW	YES	LOW	NO	No Change
39049004300	MODERATE	NO			Not Applicable
39049004301			UPPER	NO	Not Applicable
39049004302			LOW	NO	Not Applicable
39049004500	MODERATE	NO	MODERATE	NO	No Change
39049004610	MIDDLE	NO	MIDDLE	NO	No Change
39049004620	LOW	NO	LOW	NO	No Change
39049004700	LOW	NO	LOW	YES	No Change
39049004810	MODERATE	NO	MODERATE	NO	No Change
39049004820	LOW	NO	MODERATE	NO	LOW to MODERATE
39049004900	LOW	NO	LOW	NO	No Change
39049005000	LOW	NO			Not Applicable
39049005001			LOW	NO	Not Applicable
39049005002			NA	NO	Not Applicable
39049005100	LOW	YES	LOW	YES	No Change
39049005200	UPPER	NO	MIDDLE	NO	UPPER to MIDDLE
39049005300	LOW	YES	LOW	YES	No Change
39049005410	LOW	YES	LOW	YES	No Change
39049005420	MODERATE	YES	NA	YES	MODERATE to NA
39049005500	LOW	YES	LOW	YES	No Change
39049005610	LOW	YES	LOW	YES	No Change
39049005620	LOW	YES	LOW	YES	No Change
39049005700	UPPER	NO	UPPER	NO	No Change



Franklin, OHIO

Census Tract	2021		2022		Change in Tract Income Class from 2021 through 2022
	Tract Income Class	Minority Tract	Tract Income Class	Minority Tract	
39049005810	UPPER	NO	UPPER	NO	No Change
39049005820	MODERATE	NO	MIDDLE	NO	MODERATE to MIDDLE
39049005900	LOW	YES	LOW	YES	No Change
39049006000	LOW	NO	LOW	NO	No Change
39049006100	LOW	NO	LOW	NO	No Change
39049006220	UPPER	NO			Not Applicable
39049006230	UPPER	NO			Not Applicable
39049006236	UPPER	NO	UPPER	NO	No Change
39049006237			UPPER	NO	Not Applicable
39049006238			UPPER	NO	Not Applicable
39049006239			UPPER	NO	Not Applicable
39049006240			MIDDLE	NO	Not Applicable
39049006241			MIDDLE	NO	Not Applicable
39049006301			MIDDLE	NO	Not Applicable
39049006302			MODERATE	NO	Not Applicable
39049006310	UPPER	NO	UPPER	NO	No Change
39049006321	UPPER	NO	UPPER	NO	No Change
39049006323	UPPER	NO	UPPER	NO	No Change
39049006330	UPPER	NO	UPPER	NO	No Change
39049006340	UPPER	NO	UPPER	NO	No Change
39049006351	MIDDLE	NO	MIDDLE	NO	No Change
39049006352	MODERATE	NO	MODERATE	NO	No Change
39049006353	MODERATE	NO	MIDDLE	NO	MODERATE to MIDDLE
39049006371	MIDDLE	NO			Not Applicable
39049006372	MODERATE	NO	MIDDLE	NO	MODERATE to MIDDLE
39049006383	MIDDLE	NO			Not Applicable
39049006384	UPPER	NO	UPPER	NO	No Change

Franklin, OHIO

Census Tract	2021		2022		Change in Tract Income Class from 2021 through 2022
	Tract Income Class	Minority Tract	Tract Income Class	Minority Tract	
39049006386	MIDDLE	NO	MIDDLE	NO	No Change
39049006387	MIDDLE	NO	UPPER	NO	MIDDLE to UPPER
39049006391	UPPER	NO	UPPER	NO	No Change
39049006392	UPPER	NO	UPPER	NO	No Change
39049006393	UPPER	NO	UPPER	NO	No Change
39049006394	MIDDLE	NO	UPPER	NO	MIDDLE to UPPER
39049006395	MIDDLE	NO	MIDDLE	NO	No Change
39049006396	MIDDLE	NO	MIDDLE	NO	No Change
39049006397			MIDDLE	NO	Not Applicable
39049006398			UPPER	NO	Not Applicable
39049006410	UPPER	NO	UPPER	NO	No Change
39049006430	UPPER	NO	UPPER	NO	No Change
39049006500	UPPER	NO	UPPER	NO	No Change
39049006600	UPPER	NO	UPPER	NO	No Change
39049006710	UPPER	NO	UPPER	NO	No Change
39049006721	UPPER	NO	UPPER	NO	No Change
39049006722	UPPER	NO	MIDDLE	NO	UPPER to MIDDLE
39049006810	UPPER	NO	UPPER	NO	No Change
39049006821	MIDDLE	NO	MODERATE	NO	MIDDLE to MODERATE
39049006822	MIDDLE	NO	MIDDLE	NO	No Change
39049006910	UPPER	NO	UPPER	NO	No Change
39049006921	MODERATE	NO	MODERATE	NO	No Change
39049006923	MIDDLE	NO	MIDDLE	YES	No Change
39049006924	MODERATE	YES	MODERATE	YES	No Change
39049006931	LOW	YES	MODERATE	YES	LOW to MODERATE
39049006932	MIDDLE	YES	MODERATE	YES	MIDDLE to MODERATE
39049006933	LOW	YES	LOW	YES	No Change



Franklin, OHIO

Census Tract	2021		2022		Change in Tract Income Class from 2021 through 2022
	Tract Income Class	Minority Tract	Tract Income Class	Minority Tract	
39049006942	MIDDLE	YES			Not Applicable
39049006943	MODERATE	YES	MODERATE	YES	No Change
39049006944	MIDDLE	NO	MIDDLE	NO	No Change
39049006945	MODERATE	YES	LOW	YES	MODERATE to LOW
39049006950	UPPER	NO	UPPER	NO	No Change
39049006990	MIDDLE	NO			Not Applicable
39049006991			UPPER	NO	Not Applicable
39049006992			MODERATE	YES	Not Applicable
39049007010	MIDDLE	NO	MIDDLE	NO	No Change
39049007020	UPPER	NO	MIDDLE	NO	UPPER to MIDDLE
39049007041	UPPER	NO	MIDDLE	NO	UPPER to MIDDLE
39049007043	MODERATE	NO	MIDDLE	NO	MODERATE to MIDDLE
39049007044	UPPER	NO	UPPER	NO	No Change
39049007047	MIDDLE	NO	MIDDLE	NO	No Change
39049007048	MIDDLE	NO	UPPER	NO	MIDDLE to UPPER
39049007101			MODERATE	NO	Not Applicable
39049007102			UPPER	NO	Not Applicable
39049007103			MIDDLE	NO	Not Applicable
39049007112	MIDDLE	YES	MIDDLE	YES	No Change
39049007113	MODERATE	YES	MODERATE	YES	No Change
39049007114	MIDDLE	NO	MIDDLE	YES	No Change
39049007115	MODERATE	NO	MODERATE	YES	No Change
39049007120	MIDDLE	NO	MIDDLE	NO	No Change
39049007132	UPPER	NO			Not Applicable
39049007193	UPPER	NO	UPPER	NO	No Change
39049007194	UPPER	NO			Not Applicable
39049007198	MIDDLE	NO	UPPER	NO	MIDDLE to UPPER

Franklin, OHIO

Census Tract	2021		2022		Change in Tract Income Class from 2021 through 2022
	Tract Income Class	Minority Tract	Tract Income Class	Minority Tract	
39049007199	MIDDLE	NO	MIDDLE	NO	No Change
39049007201	UPPER	NO			Not Applicable
39049007202	MIDDLE	NO	MIDDLE	YES	No Change
39049007203	UPPER	NO			Not Applicable
39049007205	MIDDLE	NO	UPPER	NO	MIDDLE to UPPER
39049007207	UPPER	NO			Not Applicable
39049007209	UPPER	NO	UPPER	NO	No Change
39049007210	UPPER	NO			Not Applicable
39049007211			UPPER	NO	Not Applicable
39049007212			UPPER	NO	Not Applicable
39049007213			UPPER	NO	Not Applicable
39049007214			MIDDLE	NO	Not Applicable
39049007215			MIDDLE	NO	Not Applicable
39049007301			MIDDLE	YES	Not Applicable
39049007302			MIDDLE	NO	Not Applicable
39049007303			UPPER	NO	Not Applicable
39049007305			UPPER	NO	Not Applicable
39049007306			UPPER	NO	Not Applicable
39049007393	UPPER	NO			Not Applicable
39049007394	UPPER	NO	UPPER	NO	No Change
39049007395	MIDDLE	NO			Not Applicable
39049007396	UPPER	NO			Not Applicable
39049007397			MIDDLE	YES	Not Applicable
39049007398			MIDDLE	YES	Not Applicable
39049007424	MIDDLE	NO	MIDDLE	NO	No Change
39049007425	MIDDLE	NO	MIDDLE	NO	No Change
39049007426	MIDDLE	NO	MIDDLE	NO	No Change



Franklin, OHIO

Census Tract	2021		2022		Change in Tract Income Class from 2021 through 2022
	Tract Income Class	Minority Tract	Tract Income Class	Minority Tract	
39049007427	UPPER	NO	UPPER	NO	No Change
39049007492	UPPER	NO	UPPER	NO	No Change
39049007494	UPPER	NO	UPPER	NO	No Change
39049007511	LOW	YES	MODERATE	YES	LOW to MODERATE
39049007512	MODERATE	YES	MODERATE	YES	No Change
39049007520	LOW	YES	LOW	YES	No Change
39049007531	LOW	YES	MODERATE	YES	LOW to MODERATE
39049007532	LOW	YES	LOW	YES	No Change
39049007533	MODERATE	YES	LOW	YES	MODERATE to LOW
39049007534	LOW	YES	MODERATE	YES	LOW to MODERATE
39049007550	MODERATE	YES	MODERATE	YES	No Change
39049007551	MODERATE	YES			Not Applicable
39049007552			MODERATE	YES	Not Applicable
39049007553			MODERATE	YES	Not Applicable
39049007710	LOW	YES	LOW	YES	No Change
39049007721	LOW	YES	LOW	YES	No Change
39049007722	MODERATE	NO	MODERATE	YES	No Change
39049007730	MIDDLE	NO	MODERATE	YES	MIDDLE to MODERATE
39049007740	MIDDLE	NO	MIDDLE	NO	No Change
39049007811	MIDDLE	NO	MIDDLE	NO	No Change
39049007812	MIDDLE	NO	MODERATE	NO	MIDDLE to MODERATE
39049007820	MODERATE	YES	LOW	NO	MODERATE to LOW
39049007830	MIDDLE	NO	MIDDLE	NO	No Change
39049007921	UPPER	NO			Not Applicable
39049007922	UPPER	NO	UPPER	NO	No Change
39049007931	MIDDLE	NO	MIDDLE	NO	No Change
39049007933	MIDDLE	NO			Not Applicable

Franklin, OHIO

Census Tract	2021		2022		Change in Tract Income Class from 2021 through 2022
	Tract Income Class	Minority Tract	Tract Income Class	Minority Tract	
39049007941	MIDDLE	NO	UPPER	NO	MIDDLE to UPPER
39049007951	UPPER	NO			Not Applicable
39049007952	UPPER	NO			Not Applicable
39049007953	MIDDLE	NO			Not Applicable
39049007954	MODERATE	NO			Not Applicable
39049007955			MIDDLE	NO	Not Applicable
39049007956			UPPER	NO	Not Applicable
39049007957			MIDDLE	NO	Not Applicable
39049007958			UPPER	NO	Not Applicable
39049007959			MIDDLE	NO	Not Applicable
39049007960			MIDDLE	NO	Not Applicable
39049007961			UPPER	NO	Not Applicable
39049007962			MIDDLE	NO	Not Applicable
39049007963			UPPER	NO	Not Applicable
39049007964			UPPER	NO	Not Applicable
39049007965			MIDDLE	NO	Not Applicable
39049007966			MODERATE	NO	Not Applicable
39049008000	UPPER	NO			Not Applicable
39049008001			UPPER	NO	Not Applicable
39049008002			UPPER	NO	Not Applicable
39049008110	MODERATE	NO	MIDDLE	NO	MODERATE to MIDDLE
39049008120	MODERATE	NO	LOW	NO	MODERATE to LOW
39049008132	MODERATE	NO	MIDDLE	NO	MODERATE to MIDDLE
39049008141	UPPER	NO			Not Applicable
39049008142	MIDDLE	NO			Not Applicable
39049008161	MODERATE	NO			Not Applicable
39049008162	MIDDLE	NO			Not Applicable



Franklin, OHIO

Census Tract	2021		2022		Change in Tract Income Class from 2021 through 2022
	Tract Income Class	Minority Tract	Tract Income Class	Minority Tract	
39049008163	LOW	NO	LOW	YES	No Change
39049008164	MODERATE	NO	MODERATE	NO	No Change
39049008165			MODERATE	NO	Not Applicable
39049008166			UPPER	NO	Not Applicable
39049008167			MIDDLE	NO	Not Applicable
39049008168			MIDDLE	NO	Not Applicable
39049008169			MODERATE	NO	Not Applicable
39049008170			MIDDLE	NO	Not Applicable
39049008171			LOW	NO	Not Applicable
39049008172			MIDDLE	NO	Not Applicable
39049008210	LOW	NO	MODERATE	NO	LOW to MODERATE
39049008230	LOW	YES	LOW	YES	No Change
39049008241	MODERATE	NO	LOW	NO	MODERATE to LOW
39049008242	MIDDLE	NO	MIDDLE	NO	No Change
39049008311	LOW	NO	MODERATE	NO	LOW to MODERATE
39049008312	LOW	NO	MODERATE	YES	LOW to MODERATE
39049008321	MODERATE	NO	MODERATE	NO	No Change
39049008322	LOW	NO	MODERATE	NO	LOW to MODERATE
39049008330	MODERATE	NO	MODERATE	NO	No Change
39049008340	MODERATE	NO	MIDDLE	NO	MODERATE to MIDDLE
39049008350	MODERATE	YES	MIDDLE	YES	MODERATE to MIDDLE
39049008360	MIDDLE	NO	MIDDLE	NO	No Change
39049008370	MODERATE	NO			Not Applicable
39049008380	MIDDLE	NO	MIDDLE	NO	No Change
39049008381			MIDDLE	NO	Not Applicable
39049008382			MIDDLE	NO	Not Applicable
39049008400	UPPER	NO	UPPER	NO	No Change

Franklin, OHIO

Census Tract	2021		2022		Change in Tract Income Class from 2021 through 2022
	Tract Income Class	Minority Tract	Tract Income Class	Minority Tract	
39049008500	UPPER	NO	UPPER	NO	No Change
39049008710	MODERATE	YES	MODERATE	YES	No Change
39049008720	MODERATE	YES	MODERATE	YES	No Change
39049008730	LOW	YES	LOW	YES	No Change
39049008811	LOW	NO	MODERATE	NO	LOW to MODERATE
39049008812	MODERATE	YES	MIDDLE	YES	MODERATE to MIDDLE
39049008813	MODERATE	YES	MODERATE	YES	No Change
39049008821	MODERATE	NO	LOW	NO	MODERATE to LOW
39049008822	MODERATE	NO	MODERATE	NO	No Change
39049008825	MODERATE	NO	MIDDLE	NO	MODERATE to MIDDLE
39049008900	UPPER	NO	UPPER	NO	No Change
39049009000	UPPER	NO	UPPER	NO	No Change
39049009100	UPPER	NO	UPPER	NO	No Change
39049009210	LOW	YES			Not Applicable
39049009220	MODERATE	NO	LOW	YES	MODERATE to LOW
39049009230	MODERATE	YES	MODERATE	YES	No Change
39049009240	MODERATE	NO	MODERATE	NO	No Change
39049009250	MODERATE	NO	MODERATE	YES	No Change
39049009251			MODERATE	YES	Not Applicable
39049009252			MODERATE	YES	Not Applicable
39049009311	MODERATE	YES	LOW	YES	MODERATE to LOW
39049009312	MODERATE	YES	MODERATE	YES	No Change
39049009321	MODERATE	YES	LOW	YES	MODERATE to LOW
39049009322	MODERATE	YES	MODERATE	YES	No Change
39049009323	LOW	YES	MODERATE	YES	LOW to MODERATE
39049009325	LOW	YES	LOW	YES	No Change
39049009326	LOW	YES	LOW	YES	No Change



Franklin, OHIO

Census Tract	2021		2022		Change in Tract Income Class from 2021 through 2022
	Tract Income Class	Minority Tract	Tract Income Class	Minority Tract	
39049009331	LOW	YES			Not Applicable
39049009332	MODERATE	YES	MIDDLE	YES	MODERATE to MIDDLE
39049009333	MODERATE	YES			Not Applicable
39049009334	LOW	YES	MODERATE	YES	LOW to MODERATE
39049009336	MODERATE	YES	MODERATE	YES	No Change
39049009337	MODERATE	YES	MODERATE	YES	No Change
39049009340	MODERATE	YES	MODERATE	YES	No Change
39049009350	MIDDLE	YES	MIDDLE	YES	No Change
39049009361	MODERATE	YES	MIDDLE	YES	MODERATE to MIDDLE
39049009362	MIDDLE	NO			Not Applicable
39049009371	MODERATE	YES			Not Applicable
39049009372	MODERATE	YES	MODERATE	YES	No Change
39049009373	MODERATE	YES	MODERATE	YES	No Change
39049009374	MIDDLE	YES			Not Applicable
39049009381	MIDDLE	NO	MIDDLE	YES	No Change
39049009382	MIDDLE	NO	MODERATE	NO	MIDDLE to MODERATE
39049009383	MODERATE	NO	MIDDLE	NO	MODERATE to MIDDLE
39049009384	MIDDLE	NO	MODERATE	NO	MIDDLE to MODERATE
39049009385	MIDDLE	NO	MIDDLE	NO	No Change
39049009386	MODERATE	YES	MODERATE	YES	No Change
39049009390	UPPER	NO	MIDDLE	YES	UPPER to MIDDLE
39049009391			MIDDLE	YES	Not Applicable
39049009392			MODERATE	YES	Not Applicable
39049009393			MODERATE	YES	Not Applicable
39049009394			MIDDLE	NO	Not Applicable
39049009395			MIDDLE	NO	Not Applicable
39049009396			MODERATE	YES	Not Applicable

Franklin, OHIO

Census Tract	2021		2022		Change in Tract Income Class from 2021 through 2022
	Tract Income Class	Minority Tract	Tract Income Class	Minority Tract	
39049009397			MODERATE	YES	Not Applicable
39049009401			MIDDLE	YES	Not Applicable
39049009403			MODERATE	YES	Not Applicable
39049009404			UPPER	NO	Not Applicable
39049009405			UPPER	NO	Not Applicable
39049009410	MODERATE	NO	MODERATE	NO	No Change
39049009420	MODERATE	NO	MODERATE	NO	No Change
39049009430	MODERATE	NO			Not Applicable
39049009440	MIDDLE	NO	MIDDLE	NO	No Change
39049009450	MIDDLE	NO			Not Applicable
39049009495	MIDDLE	NO	MIDDLE	NO	No Change
39049009497	MIDDLE	NO	UPPER	NO	MIDDLE to UPPER
39049009498			MIDDLE	YES	Not Applicable
39049009520	MODERATE	NO	MIDDLE	NO	MODERATE to MIDDLE
39049009590	MODERATE	NO	MIDDLE	NO	MODERATE to MIDDLE
39049009600	MODERATE	NO	MODERATE	NO	No Change
39049009711	MIDDLE	NO	MODERATE	NO	MIDDLE to MODERATE
39049009712	MIDDLE	NO	MIDDLE	NO	No Change
39049009720	MIDDLE	NO			Not Applicable
39049009740	UPPER	NO			Not Applicable
39049009751	UPPER	NO	UPPER	NO	No Change
39049009752	MIDDLE	NO	MIDDLE	NO	No Change
39049009753			UPPER	NO	Not Applicable
39049009754			MIDDLE	NO	Not Applicable
39049009755			UPPER	NO	Not Applicable
39049009756			MIDDLE	NO	Not Applicable
39049009757			MIDDLE	NO	Not Applicable



Franklin, OHIO

Census Tract	2021		2022		Change in Tract Income Class from 2021 through 2022
	Tract Income Class	Minority Tract	Tract Income Class	Minority Tract	
39049009800	MIDDLE	NO			Not Applicable
39049009801			UPPER	NO	Not Applicable
39049009802			MIDDLE	NO	Not Applicable
39049009900	LOW	YES	LOW	YES	No Change
39049010000	UPPER	NO	MIDDLE	NO	UPPER to MIDDLE
39049010100	MIDDLE	YES	MIDDLE	YES	No Change
39049010200	MODERATE	NO			Not Applicable
39049010201			MODERATE	YES	Not Applicable
39049010202			MODERATE	YES	Not Applicable
39049010203			MIDDLE	YES	Not Applicable
39049010204			MODERATE	YES	Not Applicable
39049010300	LOW	NO	MODERATE	NO	LOW to MODERATE
39049010400	UPPER	NO			Not Applicable
39049010401			UPPER	NO	Not Applicable
39049010402			UPPER	NO	Not Applicable
39049010500	UPPER	NO			Not Applicable
39049010501			UPPER	NO	Not Applicable
39049010502			UPPER	NO	Not Applicable
39049010601	UPPER	NO	UPPER	NO	No Change
39049010602	UPPER	NO	UPPER	NO	No Change
39049010700	MODERATE	NO	MODERATE	NO	No Change
39049010900			MIDDLE	NO	Not Applicable
39049980000	NA	NO	NA	YES	No Change

Franklin, OHIO

Census Tract	2021		2022		Change in Tract Income Class from 2021 through 2022
	Tract Income Class	Minority Tract	Tract Income Class	Minority Tract	

Summary Data: Franklin	2021	2022
Number of Census Tracts	284	328
Number of Minority Tracts	83	107
Percentage of Minority Tracts	29.23%	32.62%
Number of Low Income Tracts	61	57
Percentage of Low Income Tracts	21.48%	17.38%
Number of Moderate Income Tracts	76	79
Percentage of Moderate Income Tracts	26.76%	24.09%
Number of Middle Income Tracts	69	98
Percentage of Middle Income Tracts	24.30%	29.88%
Number of Upper Income Tracts	75	86
Percentage of Upper Income Tracts	26.41%	26.22%
Number of NA Income Tracts	3	8
Percentage of NA Income Tracts	1.06%	2.44%

Fulton, OHIO

Census Tract	2021		2022		Change in Tract Income Class from 2021 through 2022
	Tract Income Class	Minority Tract	Tract Income Class	Minority Tract	
39051040100	UPPER	NO	UPPER	NO	No Change
39051040200	UPPER	NO	MIDDLE	NO	UPPER to MIDDLE
39051040300	UPPER	NO	MIDDLE	NO	UPPER to MIDDLE



Fulton, OHIO

Census Tract	2021		2022		Change in Tract Income Class from 2021 through 2022
	Tract Income Class	Minority Tract	Tract Income Class	Minority Tract	
39051040400	MIDDLE	NO	MIDDLE	NO	No Change
39051040500	MIDDLE	NO	MIDDLE	NO	No Change
39051040600	MIDDLE	NO	MIDDLE	NO	No Change
39051040700	MIDDLE	NO			Not Applicable
39051040701			MIDDLE	NO	Not Applicable
39051040702			MIDDLE	NO	Not Applicable
39051040800	MIDDLE	NO	MIDDLE	NO	No Change
39051040900	MIDDLE	NO	MIDDLE	NO	No Change

Fulton, OHIO

Census Tract	2021		2022		Change in Tract Income Class from 2021 through 2022
	Tract Income Class	Minority Tract	Tract Income Class	Minority Tract	

Summary Data: Fulton	2021	2022
Number of Census Tracts	9	10
Number of Minority Tracts	0	0
Percentage of Minority Tracts	0.00%	0.00%
Number of Low Income Tracts	0	0
Percentage of Low Income Tracts	0.00%	0.00%
Number of Moderate Income Tracts	0	0
Percentage of Moderate Income Tracts	0.00%	0.00%
Number of Middle Income Tracts	6	9
Percentage of Middle Income Tracts	66.67%	90.00%
Number of Upper Income Tracts	3	1
Percentage of Upper Income Tracts	33.33%	10.00%
Number of NA Income Tracts	0	0
Percentage of NA Income Tracts	0.00%	0.00%

Gallia, OHIO

Census Tract	2021		2022		Change in Tract Income Class from 2021 through 2022
	Tract Income Class	Minority Tract	Tract Income Class	Minority Tract	
39053953500	MIDDLE	NO	MIDDLE	NO	No Change
39053953600	MIDDLE	NO	MIDDLE	NO	No Change
39053953700	MODERATE	NO	MIDDLE	NO	MODERATE to MIDDLE



Gallia, OHIO

Census Tract	2021		2022		Change in Tract Income Class from 2021 through 2022
	Tract Income Class	Minority Tract	Tract Income Class	Minority Tract	
39053953800	MIDDLE	NO	MIDDLE	NO	No Change
39053953900	MIDDLE	NO			Not Applicable
39053953901			MIDDLE	NO	Not Applicable
39053953902			MIDDLE	NO	Not Applicable
39053954000	MODERATE	NO	MIDDLE	NO	MODERATE to MIDDLE
39053954100	MIDDLE	NO	UPPER	NO	MIDDLE to UPPER

Summary Data: Gallia	2021	2022
Number of Census Tracts	7	8
Number of Minority Tracts	0	0
Percentage of Minority Tracts	0.00%	0.00%
Number of Low Income Tracts	0	0
Percentage of Low Income Tracts	0.00%	0.00%
Number of Moderate Income Tracts	2	0
Percentage of Moderate Income Tracts	28.57%	0.00%
Number of Middle Income Tracts	5	7
Percentage of Middle Income Tracts	71.43%	87.50%
Number of Upper Income Tracts	0	1
Percentage of Upper Income Tracts	0.00%	12.50%
Number of NA Income Tracts	0	0
Percentage of NA Income Tracts	0.00%	0.00%

Geauga, OHIO

Census Tract	2021		2022		Change in Tract Income Class from 2021 through 2022
	Tract Income Class	Minority Tract	Tract Income Class	Minority Tract	
39055310100	MIDDLE	NO	MIDDLE	NO	No Change
39055310200	MIDDLE	NO	UPPER	NO	MIDDLE to UPPER
39055310600	UPPER	NO	UPPER	NO	No Change
39055310700	UPPER	NO	UPPER	NO	No Change
39055310800	UPPER	NO	UPPER	NO	No Change
39055310900	MIDDLE	NO	MIDDLE	NO	No Change
39055311000	MIDDLE	NO	MIDDLE	NO	No Change
39055311300	MIDDLE	NO	MIDDLE	NO	No Change
39055311400	MIDDLE	NO	UPPER	NO	MIDDLE to UPPER
39055311500	UPPER	NO	MIDDLE	NO	UPPER to MIDDLE
39055311600	UPPER	NO	UPPER	NO	No Change
39055311700	UPPER	NO	UPPER	NO	No Change
39055311800	UPPER	NO	UPPER	NO	No Change
39055311900	UPPER	NO	UPPER	NO	No Change
39055312000	MIDDLE	NO	MIDDLE	NO	No Change
39055312100	MIDDLE	NO	MIDDLE	NO	No Change
39055312201	UPPER	NO	UPPER	NO	No Change
39055312202	UPPER	NO	UPPER	NO	No Change
39055312203	UPPER	NO	UPPER	NO	No Change
39055312300	MIDDLE	NO	MIDDLE	NO	No Change
39055312400	MODERATE	NO	MIDDLE	NO	MODERATE to MIDDLE



Geauga, OHIO


Census Tract	2021		2022		Change in Tract Income Class from 2021 through 2022
	Tract Income Class	Minority Tract	Tract Income Class	Minority Tract	
Summary Data: Geauga			2021	2022	
Number of Census Tracts			21	21	
Number of Minority Tracts			0	0	
Percentage of Minority Tracts			0.00%	0.00%	
Number of Low Income Tracts			0	0	
Percentage of Low Income Tracts			0.00%	0.00%	
Number of Moderate Income Tracts			1	0	
Percentage of Moderate Income Tracts			4.76%	0.00%	
Number of Middle Income Tracts			9	9	
Percentage of Middle Income Tracts			42.86%	42.86%	
Number of Upper Income Tracts			11	12	
Percentage of Upper Income Tracts			52.38%	57.14%	
Number of NA Income Tracts			0	0	
Percentage of NA Income Tracts			0.00%	0.00%	

Greene, OHIO

Census Tract	2021		2022		Change in Tract Income Class from 2021 through 2022
	Tract Income Class	Minority Tract	Tract Income Class	Minority Tract	
39057200101	MODERATE	NO	MODERATE	NO	No Change
39057200103	MIDDLE	NO	MIDDLE	NO	No Change
39057200104	MODERATE	NO	MODERATE	NO	No Change

Greene, OHIO

Census Tract	2021		2022		Change in Tract Income Class from 2021 through 2022
	Tract Income Class	Minority Tract	Tract Income Class	Minority Tract	
39057200300	MIDDLE	NO	MIDDLE	NO	No Change
39057200400	MODERATE	NO	LOW	NO	MODERATE to LOW
39057200500	MODERATE	NO	MODERATE	NO	No Change
39057200600	MIDDLE	NO	MIDDLE	NO	No Change
39057200700	LOW	NO	LOW	NO	No Change
39057200900	UPPER	NO			Not Applicable
39057200901			UPPER	NO	Not Applicable
39057200902			UPPER	NO	Not Applicable
39057210100	UPPER	NO			Not Applicable
39057210101			UPPER	NO	Not Applicable
39057210102			MIDDLE	NO	Not Applicable
39057210200	UPPER	NO			Not Applicable
39057210201			UPPER	NO	Not Applicable
39057210202			UPPER	NO	Not Applicable
39057210300	UPPER	NO	UPPER	NO	No Change
39057210401	UPPER	NO	UPPER	NO	No Change
39057210402	UPPER	NO	UPPER	NO	No Change
39057210500	UPPER	NO	UPPER	NO	No Change
39057210601	UPPER	NO			Not Applicable
39057210602	UPPER	NO	UPPER	NO	No Change
39057210603	UPPER	NO	UPPER	NO	No Change
39057210604			UPPER	NO	Not Applicable
39057210605			UPPER	NO	Not Applicable
39057220100	UPPER	NO			Not Applicable
39057220101			UPPER	NO	Not Applicable
39057220102			UPPER	NO	Not Applicable
39057220200	UPPER	NO			Not Applicable



GeoDataVision Report D-1 Census Tract Reference Book 2021/2022: OHIO

Greene, OHIO

Census Tract	2021		2022		Change in Tract Income Class from 2021 through 2022
	Tract Income Class	Minority Tract	Tract Income Class	Minority Tract	
39057220201			UPPER	NO	Not Applicable
39057220202			UPPER	NO	Not Applicable
39057230100	MIDDLE	NO	UPPER	NO	MIDDLE to UPPER
39057240100	MIDDLE	NO	MODERATE	NO	MIDDLE to MODERATE
39057240200	MODERATE	NO	MODERATE	NO	No Change
39057240301	MIDDLE	NO			Not Applicable
39057240302	MODERATE	NO	MODERATE	NO	No Change
39057240303			MODERATE	NO	Not Applicable
39057240304			UPPER	NO	Not Applicable
39057240500	MIDDLE	NO	MIDDLE	NO	No Change
39057240600	MODERATE	YES	MODERATE	YES	No Change
39057240700	MIDDLE	NO	MIDDLE	NO	No Change
39057255000	UPPER	NO	UPPER	NO	No Change
39057260100	UPPER	NO	MIDDLE	NO	UPPER to MIDDLE
39057270100	MIDDLE	NO	MIDDLE	NO	No Change
39057280101	UPPER	NO	UPPER	NO	No Change
39057280102	MIDDLE	NO	MIDDLE	NO	No Change
39057280200	UPPER	NO	UPPER	NO	No Change
39057280300	UPPER	NO	MIDDLE	NO	UPPER to MIDDLE

Greene, OHIO

Census Tract	2021		2022		Change in Tract Income Class from 2021 through 2022
	Tract Income Class	Minority Tract	Tract Income Class	Minority Tract	

Summary Data: Greene	2021	2022
Number of Census Tracts	35	42
Number of Minority Tracts	1	1
Percentage of Minority Tracts	2.86%	2.38%
Number of Low Income Tracts	1	2
Percentage of Low Income Tracts	2.86%	4.76%
Number of Moderate Income Tracts	7	8
Percentage of Moderate Income Tracts	20.00%	19.05%
Number of Middle Income Tracts	10	10
Percentage of Middle Income Tracts	28.57%	23.81%
Number of Upper Income Tracts	17	22
Percentage of Upper Income Tracts	48.57%	52.38%
Number of NA Income Tracts	0	0
Percentage of NA Income Tracts	0.00%	0.00%

Guernsey, OHIO

Census Tract	2021		2022		Change in Tract Income Class from 2021 through 2022
	Tract Income Class	Minority Tract	Tract Income Class	Minority Tract	
39059977100	MIDDLE	NO	MIDDLE	NO	No Change
39059977200	MIDDLE	NO	MIDDLE	NO	No Change
39059977300	MODERATE	NO	MODERATE	NO	No Change



Guernsey, OHIO

Census Tract	2021		2022		Change in Tract Income Class from 2021 through 2022
	Tract Income Class	Minority Tract	Tract Income Class	Minority Tract	
39059977400	MIDDLE	NO	MIDDLE	NO	No Change
39059977500	MODERATE	NO	MIDDLE	NO	MODERATE to MIDDLE
39059977600	MODERATE	NO	MODERATE	NO	No Change
39059977700	UPPER	NO	MIDDLE	NO	UPPER to MIDDLE
39059977800	MIDDLE	NO	MIDDLE	NO	No Change
39059977900	MODERATE	NO	MODERATE	NO	No Change
39059978000	MIDDLE	NO	MIDDLE	NO	No Change

Summary Data: Guernsey	2021	2022
Number of Census Tracts	10	10
Number of Minority Tracts	0	0
Percentage of Minority Tracts	0.00%	0.00%
Number of Low Income Tracts	0	0
Percentage of Low Income Tracts	0.00%	0.00%
Number of Moderate Income Tracts	4	3
Percentage of Moderate Income Tracts	40.00%	30.00%
Number of Middle Income Tracts	5	7
Percentage of Middle Income Tracts	50.00%	70.00%
Number of Upper Income Tracts	1	0
Percentage of Upper Income Tracts	10.00%	0.00%
Number of NA Income Tracts	0	0
Percentage of NA Income Tracts	0.00%	0.00%

Hamilton, OHIO

Census Tract	2021		2022		Change in Tract Income Class from 2021 through 2022
	Tract Income Class	Minority Tract	Tract Income Class	Minority Tract	
39061000200	LOW	YES	LOW	YES	No Change
39061000700	UPPER	NO	MIDDLE	NO	UPPER to MIDDLE
39061000900	LOW	NO	UPPER	NO	LOW to UPPER
39061001000	MODERATE	NO	MIDDLE	NO	MODERATE to MIDDLE
39061001100	LOW	YES	MIDDLE	NO	LOW to MIDDLE
39061001600	LOW	YES	LOW	YES	No Change
39061001700	LOW	YES	NA	YES	LOW to NA
39061001800	MODERATE	NO	MIDDLE	NO	MODERATE to MIDDLE
39061001900	UPPER	NO	MIDDLE	NO	UPPER to MIDDLE
39061002000	MIDDLE	NO	UPPER	NO	MIDDLE to UPPER
39061002200	LOW	YES	MODERATE	YES	LOW to MODERATE
39061002300	NA	YES	NA	YES	No Change
39061002500	MODERATE	NO	LOW	NO	MODERATE to LOW
39061002600	LOW	NO	LOW	NO	No Change
39061002700	MODERATE	NO	UPPER	NO	MODERATE to UPPER
39061002800	MODERATE	NO	MODERATE	NO	No Change
39061002900	MODERATE	NO			Not Applicable
39061002901			NA	NO	Not Applicable
39061002902			MODERATE	YES	Not Applicable
39061003000	NA	NO	MODERATE	NO	NA to MODERATE
39061003200	MODERATE	YES	MODERATE	NO	No Change
39061003300	MODERATE	YES	LOW	NO	MODERATE to LOW
39061003600	LOW	YES	NA	YES	LOW to NA
39061003700	LOW	YES	LOW	YES	No Change
39061003800	LOW	YES	NA	YES	LOW to NA
39061003900	LOW	YES	LOW	YES	No Change
39061004000	MODERATE	YES	MODERATE	YES	No Change



Hamilton, OHIO

Census Tract	2021		2022		Change in Tract Income Class from 2021 through 2022
	Tract Income Class	Minority Tract	Tract Income Class	Minority Tract	
39061004100	MIDDLE	YES	UPPER	NO	MIDDLE to UPPER
39061004200	MIDDLE	NO	UPPER	NO	MIDDLE to UPPER
39061004500	UPPER	NO			Not Applicable
39061004602	MIDDLE	NO	UPPER	NO	MIDDLE to UPPER
39061004603	UPPER	NO	MIDDLE	NO	UPPER to MIDDLE
39061004604	MIDDLE	NO	MIDDLE	NO	No Change
39061004605	MIDDLE	NO	MIDDLE	NO	No Change
39061004701	UPPER	NO			Not Applicable
39061004702	MODERATE	NO			Not Applicable
39061004703			UPPER	NO	Not Applicable
39061004800	UPPER	NO	UPPER	NO	No Change
39061004900	UPPER	NO	UPPER	NO	No Change
39061005000	UPPER	NO	UPPER	NO	No Change
39061005100	UPPER	NO	UPPER	NO	No Change
39061005200	UPPER	NO	UPPER	NO	No Change
39061005301	UPPER	NO	UPPER	NO	No Change
39061005302	UPPER	NO	UPPER	NO	No Change
39061005400	MIDDLE	NO			Not Applicable
39061005500	MODERATE	YES	MODERATE	YES	No Change
39061005600	MIDDLE	NO	MODERATE	NO	MIDDLE to MODERATE
39061005701	MIDDLE	NO	MIDDLE	NO	No Change
39061005702	MIDDLE	NO	UPPER	NO	MIDDLE to UPPER
39061005800	MODERATE	YES	MODERATE	YES	No Change
39061005900	MIDDLE	YES	MIDDLE	NO	No Change
39061006000	MIDDLE	YES	MODERATE	YES	MIDDLE to MODERATE
39061006100	MODERATE	NO	LOW	YES	MODERATE to LOW
39061006300	MODERATE	YES	MODERATE	YES	No Change

Hamilton, OHIO

Census Tract	2021		2022		Change in Tract Income Class from 2021 through 2022
	Tract Income Class	Minority Tract	Tract Income Class	Minority Tract	
39061006400	LOW	YES	LOW	YES	No Change
39061006500	MIDDLE	YES			Not Applicable
39061006501			NA	NO	Not Applicable
39061006502			MIDDLE	YES	Not Applicable
39061006600	LOW	YES	NA	YES	LOW to NA
39061006800	LOW	YES	MODERATE	YES	LOW to MODERATE
39061006900	LOW	YES	NA	YES	LOW to NA
39061007000	UPPER	NO	UPPER	NO	No Change
39061007100	UPPER	NO	UPPER	NO	No Change
39061007200	MIDDLE	NO	MODERATE	NO	MIDDLE to MODERATE
39061007300	MODERATE	YES	LOW	YES	MODERATE to LOW
39061007400	MODERATE	NO	MIDDLE	NO	MODERATE to MIDDLE
39061007500	MIDDLE	NO	MIDDLE	NO	No Change
39061007700	LOW	YES	LOW	YES	No Change
39061007800	MIDDLE	NO			Not Applicable
39061007900	MODERATE	YES			Not Applicable
39061008000	LOW	YES	LOW	YES	No Change
39061008100	MODERATE	YES	MODERATE	YES	No Change
39061008201	MIDDLE	YES	MODERATE	YES	MIDDLE to MODERATE
39061008202	MODERATE	YES	MIDDLE	YES	MODERATE to MIDDLE
39061008300	MIDDLE	YES	MODERATE	YES	MIDDLE to MODERATE
39061008400	LOW	YES	LOW	YES	No Change
39061008501	LOW	YES	LOW	YES	No Change
39061008502	LOW	YES	LOW	YES	No Change
39061008601	LOW	YES	LOW	YES	No Change
39061008800	LOW	YES	NA	YES	LOW to NA
39061009200	LOW	YES	LOW	YES	No Change



Hamilton, OHIO

Census Tract	2021		2022		Change in Tract Income Class from 2021 through 2022
	Tract Income Class	Minority Tract	Tract Income Class	Minority Tract	
39061009300	LOW	NO	LOW	YES	No Change
39061009400	LOW	YES	LOW	YES	No Change
39061009500	LOW	NO	MODERATE	YES	LOW to MODERATE
39061009600	MODERATE	NO	LOW	NO	MODERATE to LOW
39061009700	LOW	NO	MODERATE	YES	LOW to MODERATE
39061009800	LOW	YES	LOW	YES	No Change
39061009901	MIDDLE	NO	MODERATE	NO	MIDDLE to MODERATE
39061009902	MODERATE	NO	MODERATE	NO	No Change
39061010002	LOW	YES	LOW	YES	No Change
39061010003	MODERATE	YES	MODERATE	YES	No Change
39061010004	LOW	YES	MODERATE	YES	LOW to MODERATE
39061010005	MODERATE	NO	MODERATE	YES	No Change
39061010100	LOW	YES	MODERATE	YES	LOW to MODERATE
39061010201	MODERATE	NO	MODERATE	NO	No Change
39061010202	MIDDLE	NO	MODERATE	NO	MIDDLE to MODERATE
39061010300	LOW	NO	NA	NO	LOW to NA
39061010400	MODERATE	NO	MODERATE	NO	No Change
39061010500	MIDDLE	NO	MODERATE	NO	MIDDLE to MODERATE
39061010600	MODERATE	NO	MIDDLE	NO	MODERATE to MIDDLE
39061010700	MIDDLE	NO	MIDDLE	NO	No Change
39061010800	MIDDLE	YES			Not Applicable
39061010900	MODERATE	NO	MODERATE	YES	No Change
39061011000	LOW	YES	LOW	YES	No Change
39061011100	MIDDLE	YES	MIDDLE	YES	No Change
39061020401	MIDDLE	NO	MIDDLE	NO	No Change
39061020403	UPPER	NO	UPPER	NO	No Change
39061020404	UPPER	NO	UPPER	NO	No Change

Hamilton, OHIO

Census Tract	2021		2022		Change in Tract Income Class from 2021 through 2022
	Tract Income Class	Minority Tract	Tract Income Class	Minority Tract	
39061020501	UPPER	NO	MIDDLE	NO	UPPER to MIDDLE
39061020502	UPPER	NO	UPPER	NO	No Change
39061020504	UPPER	NO	MIDDLE	NO	UPPER to MIDDLE
39061020505	MIDDLE	NO	MODERATE	NO	MIDDLE to MODERATE
39061020601	UPPER	NO	MIDDLE	NO	UPPER to MIDDLE
39061020602	UPPER	NO			Not Applicable
39061020603			UPPER	NO	Not Applicable
39061020604			MIDDLE	NO	Not Applicable
39061020701	MIDDLE	NO	MIDDLE	NO	No Change
39061020705	MODERATE	NO	MIDDLE	NO	MODERATE to MIDDLE
39061020707	UPPER	NO	UPPER	NO	No Change
39061020741	MODERATE	NO	MODERATE	YES	No Change
39061020742	MODERATE	NO	MODERATE	NO	No Change
39061020761	MIDDLE	NO			Not Applicable
39061020762	MODERATE	NO	MODERATE	NO	No Change
39061020763			MIDDLE	NO	Not Applicable
39061020764			MIDDLE	NO	Not Applicable
39061020802	MIDDLE	NO	MIDDLE	NO	No Change
39061020811	MIDDLE	NO	MODERATE	NO	MIDDLE to MODERATE
39061020812	UPPER	NO	UPPER	NO	No Change
39061020901	MODERATE	NO	MODERATE	NO	No Change
39061020902	MODERATE	NO	MODERATE	NO	No Change
39061021001	MIDDLE	NO	MODERATE	NO	MIDDLE to MODERATE
39061021002	MIDDLE	NO	MIDDLE	NO	No Change
39061021003	MIDDLE	NO	MIDDLE	NO	No Change
39061021101	UPPER	NO	UPPER	NO	No Change
39061021102	UPPER	NO	UPPER	NO	No Change



Hamilton, OHIO

Census Tract	2021		2022		Change in Tract Income Class from 2021 through 2022
	Tract Income Class	Minority Tract	Tract Income Class	Minority Tract	
39061021201	UPPER	NO	UPPER	NO	No Change
39061021202	UPPER	NO	MIDDLE	NO	UPPER to MIDDLE
39061021302	UPPER	NO	UPPER	NO	No Change
39061021303	UPPER	NO	MIDDLE	NO	UPPER to MIDDLE
39061021304	MIDDLE	NO	MIDDLE	NO	No Change
39061021401	MIDDLE	NO	MIDDLE	NO	No Change
39061021421	UPPER	NO	MIDDLE	NO	UPPER to MIDDLE
39061021422	MIDDLE	NO	MODERATE	NO	MIDDLE to MODERATE
39061021501	MIDDLE	YES	MIDDLE	YES	No Change
39061021504	MIDDLE	YES	MODERATE	YES	MIDDLE to MODERATE
39061021505	MODERATE	YES	MIDDLE	YES	MODERATE to MIDDLE
39061021506	MODERATE	YES	MODERATE	YES	No Change
39061021508	MIDDLE	NO	MIDDLE	NO	No Change
39061021509	MODERATE	NO	MODERATE	YES	No Change
39061021571	MIDDLE	YES	MIDDLE	YES	No Change
39061021572	MODERATE	YES	MIDDLE	YES	MODERATE to MIDDLE
39061021602	MODERATE	YES	MIDDLE	YES	MODERATE to MIDDLE
39061021603	MIDDLE	YES	MODERATE	YES	MIDDLE to MODERATE
39061021604	MODERATE	YES	MODERATE	YES	No Change
39061021701	MODERATE	NO	MODERATE	NO	No Change
39061021702	LOW	YES	MODERATE	YES	LOW to MODERATE
39061021801	MODERATE	NO	MODERATE	YES	No Change
39061021802	MIDDLE	YES	MODERATE	YES	MIDDLE to MODERATE
39061021900	LOW	YES	MODERATE	YES	LOW to MODERATE
39061022000	MIDDLE	NO	MIDDLE	NO	No Change
39061022101	MIDDLE	NO	MIDDLE	NO	No Change
39061022102	MIDDLE	NO	MIDDLE	YES	No Change

Hamilton, OHIO

Census Tract	2021		2022		Change in Tract Income Class from 2021 through 2022
	Tract Income Class	Minority Tract	Tract Income Class	Minority Tract	
39061022200	UPPER	NO	MODERATE	NO	UPPER to MODERATE
39061022301	MODERATE	YES	MODERATE	YES	No Change
39061022302	MIDDLE	NO	UPPER	NO	MIDDLE to UPPER
39061022400	UPPER	NO	UPPER	NO	No Change
39061022500	MIDDLE	YES	MODERATE	YES	MIDDLE to MODERATE
39061022601	UPPER	NO	UPPER	NO	No Change
39061022602	UPPER	NO	MIDDLE	NO	UPPER to MIDDLE
39061022700	LOW	YES	NA	YES	LOW to NA
39061023001	MODERATE	NO	MIDDLE	NO	MODERATE to MIDDLE
39061023002	MIDDLE	NO	MIDDLE	NO	No Change
39061023100	UPPER	NO	UPPER	NO	No Change
39061023201	MODERATE	NO	MODERATE	NO	No Change
39061023210	MIDDLE	NO	MIDDLE	NO	No Change
39061023222	MODERATE	NO	MODERATE	NO	No Change
39061023300	UPPER	NO	UPPER	NO	No Change
39061023400	MODERATE	YES	MODERATE	YES	No Change
39061023501	UPPER	NO	UPPER	NO	No Change
39061023521	UPPER	NO	MIDDLE	NO	UPPER to MIDDLE
39061023522	MIDDLE	NO	MIDDLE	NO	No Change
39061023600	MIDDLE	NO	MIDDLE	NO	No Change
39061023701	MIDDLE	NO	MODERATE	NO	MIDDLE to MODERATE
39061023702	MIDDLE	NO	MIDDLE	NO	No Change
39061023800	MIDDLE	YES	MIDDLE	YES	No Change
39061023901	UPPER	NO	UPPER	NO	No Change
39061023902	UPPER	NO	UPPER	NO	No Change
39061024001	MIDDLE	NO	MIDDLE	NO	No Change
39061024002	UPPER	NO	UPPER	NO	No Change



Hamilton, OHIO

Census Tract	2021		2022		Change in Tract Income Class from 2021 through 2022
	Tract Income Class	Minority Tract	Tract Income Class	Minority Tract	
39061024100	UPPER	NO	UPPER	NO	No Change
39061024200	UPPER	NO	UPPER	NO	No Change
39061024301	UPPER	NO	UPPER	NO	No Change
39061024303	MIDDLE	NO	UPPER	NO	MIDDLE to UPPER
39061024321	UPPER	NO			Not Applicable
39061024322	UPPER	NO	UPPER	NO	No Change
39061024323			UPPER	NO	Not Applicable
39061024324			MIDDLE	NO	Not Applicable
39061024400	UPPER	NO			Not Applicable
39061024401			UPPER	NO	Not Applicable
39061024402			UPPER	NO	Not Applicable
39061024700	MIDDLE	NO	MIDDLE	NO	No Change
39061024800	UPPER	NO	UPPER	NO	No Change
39061024901	MODERATE	NO	MIDDLE	NO	MODERATE to MIDDLE
39061024902	UPPER	NO			Not Applicable
39061024903			UPPER	NO	Not Applicable
39061024904			UPPER	NO	Not Applicable
39061025001	UPPER	NO	UPPER	NO	No Change
39061025002	UPPER	NO	UPPER	NO	No Change
39061025101	UPPER	NO	UPPER	NO	No Change
39061025102	UPPER	NO	UPPER	NO	No Change
39061025103	UPPER	NO	MIDDLE	NO	UPPER to MIDDLE
39061025104	UPPER	NO			Not Applicable
39061025200	MODERATE	NO	MODERATE	NO	No Change
39061025300	MODERATE	NO	MIDDLE	NO	MODERATE to MIDDLE
39061025401	MODERATE	NO	MIDDLE	NO	MODERATE to MIDDLE
39061025402	MIDDLE	NO	MODERATE	NO	MIDDLE to MODERATE

Hamilton, OHIO

Census Tract	2021		2022		Change in Tract Income Class from 2021 through 2022
	Tract Income Class	Minority Tract	Tract Income Class	Minority Tract	
39061025500	MODERATE	NO	MODERATE	NO	No Change
39061025600	MODERATE	NO	MIDDLE	NO	MODERATE to MIDDLE
39061025700	MODERATE	NO	LOW	NO	MODERATE to LOW
39061025800	MODERATE	NO	MIDDLE	NO	MODERATE to MIDDLE
39061026001	UPPER	NO	UPPER	NO	No Change
39061026002	MIDDLE	NO	MIDDLE	NO	No Change
39061026101	MIDDLE	NO			Not Applicable
39061026102	MIDDLE	NO	MODERATE	NO	MIDDLE to MODERATE
39061026103			MODERATE	NO	Not Applicable
39061026104			MIDDLE	NO	Not Applicable
39061026200	MODERATE	NO	LOW	NO	MODERATE to LOW
39061026300	NA	NO	LOW	YES	NA to LOW
39061026400	LOW	YES	LOW	YES	No Change
39061026500	UPPER	NO	UPPER	NO	No Change
39061026600	MIDDLE	NO	UPPER	NO	MIDDLE to UPPER
39061026700	LOW	YES	NA	YES	LOW to NA
39061026800	UPPER	NO	UPPER	NO	No Change
39061026900	LOW	YES	LOW	YES	No Change
39061027000	LOW	YES	LOW	YES	No Change
39061027100	MODERATE	YES	MODERATE	YES	No Change
39061027200	LOW	YES	LOW	YES	No Change
39061027300	UPPER	NO	UPPER	NO	No Change
39061027400	MODERATE	NO	LOW	NO	MODERATE to LOW
39061027500			UPPER	NO	Not Applicable
39061027600			MIDDLE	NO	Not Applicable
39061027700			MODERATE	NO	Not Applicable



Hamilton, OHIO

Census Tract	2021		2022		Change in Tract Income Class from 2021 through 2022
	Tract Income Class	Minority Tract	Tract Income Class	Minority Tract	

Summary Data: Hamilton	2021	2022
Number of Census Tracts	222	226
Number of Minority Tracts	70	75
Percentage of Minority Tracts	31.53%	33.19%
Number of Low Income Tracts	41	31
Percentage of Low Income Tracts	18.47%	13.72%
Number of Moderate Income Tracts	57	62
Percentage of Moderate Income Tracts	25.68%	27.43%
Number of Middle Income Tracts	62	64
Percentage of Middle Income Tracts	27.93%	28.32%
Number of Upper Income Tracts	59	57
Percentage of Upper Income Tracts	26.58%	25.22%
Number of NA Income Tracts	3	12
Percentage of NA Income Tracts	1.35%	5.31%

Hancock, OHIO

Census Tract	2021		2022		Change in Tract Income Class from 2021 through 2022
	Tract Income Class	Minority Tract	Tract Income Class	Minority Tract	
39063000301			UPPER	NO	Not Applicable
39063000302			UPPER	NO	Not Applicable
39063000400	UPPER	NO	UPPER	NO	No Change
39063000500	MODERATE	NO	MIDDLE	NO	MODERATE to MIDDLE
39063000600	MIDDLE	NO	MIDDLE	NO	No Change
39063000700	UPPER	NO	UPPER	NO	No Change
39063000800	MIDDLE	NO	MIDDLE	NO	No Change
39063000900	MODERATE	NO			Not Applicable
39063000901			MIDDLE	NO	Not Applicable
39063000902			MODERATE	NO	Not Applicable
39063001000	UPPER	NO	MIDDLE	NO	UPPER to MIDDLE
39063001100	UPPER	NO	MIDDLE	NO	UPPER to MIDDLE
39063001200	UPPER	NO	MIDDLE	NO	UPPER to MIDDLE
39063001300	MIDDLE	NO	MIDDLE	NO	No Change

Hancock, OHIO

Census Tract	2021		2022		Change in Tract Income Class from 2021 through 2022
	Tract Income Class	Minority Tract	Tract Income Class	Minority Tract	
39063000100	MIDDLE	NO	MIDDLE	NO	No Change
39063000200	UPPER	NO	UPPER	NO	No Change
39063000300	MIDDLE	NO			Not Applicable



Hancock, OHIO

Census Tract	2021		2022		Change in Tract Income Class from 2021 through 2022
	Tract Income Class	Minority Tract	Tract Income Class	Minority Tract	

Summary Data: Hancock	2021	2022
Number of Census Tracts	13	15
Number of Minority Tracts	0	0
Percentage of Minority Tracts	0.00%	0.00%
Number of Low Income Tracts	0	0
Percentage of Low Income Tracts	0.00%	0.00%
Number of Moderate Income Tracts	2	1
Percentage of Moderate Income Tracts	15.38%	6.67%
Number of Middle Income Tracts	5	9
Percentage of Middle Income Tracts	38.46%	60.00%
Number of Upper Income Tracts	6	5
Percentage of Upper Income Tracts	46.15%	33.33%
Number of NA Income Tracts	0	0
Percentage of NA Income Tracts	0.00%	0.00%

Hardin, OHIO

Census Tract	2021		2022		Change in Tract Income Class from 2021 through 2022
	Tract Income Class	Minority Tract	Tract Income Class	Minority Tract	
39065000100	UPPER	NO	MIDDLE	NO	UPPER to MIDDLE
39065000200	MIDDLE	NO	MODERATE	NO	MIDDLE to MODERATE
39065000300	MIDDLE	NO	MIDDLE	NO	No Change

Hardin, OHIO

Census Tract	2021		2022		Change in Tract Income Class from 2021 through 2022
	Tract Income Class	Minority Tract	Tract Income Class	Minority Tract	
39065000400	MIDDLE	NO			Not Applicable
39065000401			NA	NO	Not Applicable
39065000402			MIDDLE	NO	Not Applicable
39065000500	MODERATE	NO	MIDDLE	NO	MODERATE to MIDDLE
39065000600	MODERATE	NO	MODERATE	NO	No Change
39065000700	MIDDLE	NO	MIDDLE	NO	No Change

Summary Data: Hardin	2021	2022
Number of Census Tracts	7	8
Number of Minority Tracts	0	0
Percentage of Minority Tracts	0.00%	0.00%
Number of Low Income Tracts	0	0
Percentage of Low Income Tracts	0.00%	0.00%
Number of Moderate Income Tracts	2	2
Percentage of Moderate Income Tracts	28.57%	25.00%
Number of Middle Income Tracts	4	5
Percentage of Middle Income Tracts	57.14%	62.50%
Number of Upper Income Tracts	1	0
Percentage of Upper Income Tracts	14.29%	0.00%
Number of NA Income Tracts	0	1
Percentage of NA Income Tracts	0.00%	12.50%



Harrison, OHIO

Census Tract	2021		2022		Change in Tract Income Class from 2021 through 2022
	Tract Income Class	Minority Tract	Tract Income Class	Minority Tract	
39067975600	MIDDLE	NO	MODERATE	NO	MIDDLE to MODERATE
39067975700	MIDDLE	NO	MIDDLE	NO	No Change
39067975800	MIDDLE	NO	MIDDLE	NO	No Change
39067975900	MIDDLE	NO	MIDDLE	NO	No Change
39067976000	UPPER	NO	UPPER	NO	No Change

Summary Data: Harrison	2021	2022
Number of Census Tracts	5	5
Number of Minority Tracts	0	0
Percentage of Minority Tracts	0.00%	0.00%
Number of Low Income Tracts	0	0
Percentage of Low Income Tracts	0.00%	0.00%
Number of Moderate Income Tracts	0	1
Percentage of Moderate Income Tracts	0.00%	20.00%
Number of Middle Income Tracts	4	3
Percentage of Middle Income Tracts	80.00%	60.00%
Number of Upper Income Tracts	1	1
Percentage of Upper Income Tracts	20.00%	20.00%
Number of NA Income Tracts	0	0
Percentage of NA Income Tracts	0.00%	0.00%

Henry, OHIO

Census Tract	2021		2022		Change in Tract Income Class from 2021 through 2022
	Tract Income Class	Minority Tract	Tract Income Class	Minority Tract	
39069000100	UPPER	NO	MIDDLE	NO	UPPER to MIDDLE
39069000200	UPPER	NO	UPPER	NO	No Change
39069000300	MIDDLE	NO	MIDDLE	NO	No Change
39069000400	MIDDLE	NO	MODERATE	NO	MIDDLE to MODERATE
39069000500	MIDDLE	NO	MIDDLE	NO	No Change
39069000600	MIDDLE	NO	MIDDLE	NO	No Change
39069000700	MIDDLE	NO	UPPER	NO	MIDDLE to UPPER

Summary Data: Henry	2021	2022
Number of Census Tracts	7	7
Number of Minority Tracts	0	0
Percentage of Minority Tracts	0.00%	0.00%
Number of Low Income Tracts	0	0
Percentage of Low Income Tracts	0.00%	0.00%
Number of Moderate Income Tracts	0	1
Percentage of Moderate Income Tracts	0.00%	14.29%
Number of Middle Income Tracts	5	4
Percentage of Middle Income Tracts	71.43%	57.14%
Number of Upper Income Tracts	2	2
Percentage of Upper Income Tracts	28.57%	28.57%
Number of NA Income Tracts	0	0
Percentage of NA Income Tracts	0.00%	0.00%



Highland, OHIO

Census Tract	2021		2022		Change in Tract Income Class from 2021 through 2022
	Tract Income Class	Minority Tract	Tract Income Class	Minority Tract	
39071954400	MODERATE	NO	MIDDLE	NO	MODERATE to MIDDLE
39071954500	MODERATE	NO	MIDDLE	NO	MODERATE to MIDDLE
39071954600	MIDDLE	NO	UPPER	NO	MIDDLE to UPPER
39071954700	MIDDLE	NO	MIDDLE	NO	No Change
39071954800	MODERATE	NO	MIDDLE	NO	MODERATE to MIDDLE
39071954900	MODERATE	NO	MIDDLE	NO	MODERATE to MIDDLE
39071955000	MIDDLE	NO			Not Applicable
39071955001			MODERATE	NO	Not Applicable
39071955002			MODERATE	NO	Not Applicable
39071955100	MIDDLE	NO			Not Applicable
39071955101			MIDDLE	NO	Not Applicable
39071955102			MIDDLE	NO	Not Applicable
39071955200	MIDDLE	NO	MIDDLE	NO	No Change

Highland, OHIO

Census Tract	2021		2022		Change in Tract Income Class from 2021 through 2022
	Tract Income Class	Minority Tract	Tract Income Class	Minority Tract	

Summary Data: Highland	2021	2022
Number of Census Tracts	9	11
Number of Minority Tracts	0	0
Percentage of Minority Tracts	0.00%	0.00%
Number of Low Income Tracts	0	0
Percentage of Low Income Tracts	0.00%	0.00%
Number of Moderate Income Tracts	4	2
Percentage of Moderate Income Tracts	44.44%	18.18%
Number of Middle Income Tracts	5	8
Percentage of Middle Income Tracts	55.56%	72.73%
Number of Upper Income Tracts	0	1
Percentage of Upper Income Tracts	0.00%	9.09%
Number of NA Income Tracts	0	0
Percentage of NA Income Tracts	0.00%	0.00%

Hocking, OHIO

Census Tract	2021		2022		Change in Tract Income Class from 2021 through 2022
	Tract Income Class	Minority Tract	Tract Income Class	Minority Tract	
39073964900	MIDDLE	NO	MIDDLE	NO	No Change
39073965000	MODERATE	NO	MODERATE	NO	No Change
39073965100	MIDDLE	NO	MIDDLE	NO	No Change



Hocking, OHIO

Census Tract	2021		2022		Change in Tract Income Class from 2021 through 2022
	Tract Income Class	Minority Tract	Tract Income Class	Minority Tract	
39073965200	MODERATE	NO	MODERATE	NO	No Change
39073965300	MODERATE	NO	MODERATE	NO	No Change
39073965400	MODERATE	NO	MODERATE	NO	No Change
39073965500	MODERATE	NO	MIDDLE	NO	MODERATE to MIDDLE

Summary Data: Hocking	2021	2022
Number of Census Tracts	7	7
Number of Minority Tracts	0	0
Percentage of Minority Tracts	0.00%	0.00%
Number of Low Income Tracts	0	0
Percentage of Low Income Tracts	0.00%	0.00%
Number of Moderate Income Tracts	5	4
Percentage of Moderate Income Tracts	71.43%	57.14%
Number of Middle Income Tracts	2	3
Percentage of Middle Income Tracts	28.57%	42.86%
Number of Upper Income Tracts	0	0
Percentage of Upper Income Tracts	0.00%	0.00%
Number of NA Income Tracts	0	0
Percentage of NA Income Tracts	0.00%	0.00%

Holmes, OHIO

Census Tract	2021		2022		Change in Tract Income Class from 2021 through 2022
	Tract Income Class	Minority Tract	Tract Income Class	Minority Tract	
39075976301	MIDDLE	NO	UPPER	NO	MIDDLE to UPPER
39075976302	MIDDLE	NO	MIDDLE	NO	No Change
39075976400	MIDDLE	NO			Not Applicable
39075976401			UPPER	NO	Not Applicable
39075976402			UPPER	NO	Not Applicable
39075976403			MIDDLE	NO	Not Applicable
39075976500	MIDDLE	NO	MIDDLE	NO	No Change
39075976600	MIDDLE	NO	MIDDLE	NO	No Change
39075976700	MIDDLE	NO	MIDDLE	NO	No Change
39075976801	MIDDLE	NO	MIDDLE	NO	No Change
39075976802	MIDDLE	NO	MIDDLE	NO	No Change



Holmes, OHIO

Census Tract	2021		2022		Change in Tract Income Class from 2021 through 2022
	Tract Income Class	Minority Tract	Tract Income Class	Minority Tract	
Summary Data: Holmes					
		2021	2022		
Number of Census Tracts		8	10		
Number of Minority Tracts		0	0		
Percentage of Minority Tracts		0.00%	0.00%		
Number of Low Income Tracts		0	0		
Percentage of Low Income Tracts		0.00%	0.00%		
Number of Moderate Income Tracts		0	0		
Percentage of Moderate Income Tracts		0.00%	0.00%		
Number of Middle Income Tracts		8	7		
Percentage of Middle Income Tracts		100.00%	70.00%		
Number of Upper Income Tracts		0	3		
Percentage of Upper Income Tracts		0.00%	30.00%		
Number of NA Income Tracts		0	0		
Percentage of NA Income Tracts		0.00%	0.00%		

Huron, OHIO

Census Tract	2021		2022		Change in Tract Income Class from 2021 through 2022
	Tract Income Class	Minority Tract	Tract Income Class	Minority Tract	
39077915400	MIDDLE	NO	MIDDLE	NO	No Change
39077915500	MIDDLE	NO	MIDDLE	NO	No Change
39077915600	UPPER	NO	MIDDLE	NO	UPPER to MIDDLE

Huron, OHIO

Census Tract	2021		2022		Change in Tract Income Class from 2021 through 2022
	Tract Income Class	Minority Tract	Tract Income Class	Minority Tract	
39077915700	MODERATE	NO	MIDDLE	NO	MODERATE to MIDDLE
39077915800	MIDDLE	NO	MODERATE	NO	MIDDLE to MODERATE
39077915900	UPPER	NO	MIDDLE	NO	UPPER to MIDDLE
39077916000	MIDDLE	NO	MIDDLE	NO	No Change
39077916100	MIDDLE	NO	MIDDLE	NO	No Change
39077916200	MIDDLE	NO	MIDDLE	NO	No Change
39077916300	MIDDLE	NO	MIDDLE	NO	No Change
39077916400	MIDDLE	NO	MIDDLE	NO	No Change
39077916500	UPPER	NO	MIDDLE	NO	UPPER to MIDDLE
39077916600	MIDDLE	NO	MIDDLE	NO	No Change



Huron, OHIO

Census Tract	2021		2022		Change in Tract Income Class from 2021 through 2022
	Tract Income Class	Minority Tract	Tract Income Class	Minority Tract	

Summary Data: Huron	2021	2022
Number of Census Tracts	13	13
Number of Minority Tracts	0	0
Percentage of Minority Tracts	0.00%	0.00%
Number of Low Income Tracts	0	0
Percentage of Low Income Tracts	0.00%	0.00%
Number of Moderate Income Tracts	1	1
Percentage of Moderate Income Tracts	7.69%	7.69%
Number of Middle Income Tracts	9	12
Percentage of Middle Income Tracts	69.23%	92.31%
Number of Upper Income Tracts	3	0
Percentage of Upper Income Tracts	23.08%	0.00%
Number of NA Income Tracts	0	0
Percentage of NA Income Tracts	0.00%	0.00%

Jackson, OHIO

Census Tract	2021		2022		Change in Tract Income Class from 2021 through 2022
	Tract Income Class	Minority Tract	Tract Income Class	Minority Tract	
39079957200	MIDDLE	NO	MIDDLE	NO	No Change
39079957300	MIDDLE	NO	MODERATE	NO	MIDDLE to MODERATE
39079957400	MIDDLE	NO	MIDDLE	NO	No Change

Jackson, OHIO

Census Tract	2021		2022		Change in Tract Income Class from 2021 through 2022
	Tract Income Class	Minority Tract	Tract Income Class	Minority Tract	
39079957500	MIDDLE	NO	MIDDLE	NO	No Change
39079957600	MODERATE	NO	MODERATE	NO	No Change
39079957700	MIDDLE	NO	MIDDLE	NO	No Change
39079957800	MIDDLE	NO	MODERATE	NO	MIDDLE to MODERATE

Summary Data: Jackson	2021	2022
Number of Census Tracts	7	7
Number of Minority Tracts	0	0
Percentage of Minority Tracts	0.00%	0.00%
Number of Low Income Tracts	0	0
Percentage of Low Income Tracts	0.00%	0.00%
Number of Moderate Income Tracts	1	3
Percentage of Moderate Income Tracts	14.29%	42.86%
Number of Middle Income Tracts	6	4
Percentage of Middle Income Tracts	85.71%	57.14%
Number of Upper Income Tracts	0	0
Percentage of Upper Income Tracts	0.00%	0.00%
Number of NA Income Tracts	0	0
Percentage of NA Income Tracts	0.00%	0.00%



Jefferson, OHIO

Census Tract	2021		2022		Change in Tract Income Class from 2021 through 2022
	Tract Income Class	Minority Tract	Tract Income Class	Minority Tract	
39081000200	MODERATE	NO	LOW	NO	MODERATE to LOW
39081000400	MODERATE	NO	MODERATE	NO	No Change
39081000600	UPPER	NO	MIDDLE	NO	UPPER to MIDDLE
39081000800	LOW	YES			Not Applicable
39081001000	UPPER	NO	MIDDLE	NO	UPPER to MIDDLE
39081001200	MIDDLE	NO	UPPER	NO	MIDDLE to UPPER
39081001300	LOW	NO	MODERATE	NO	LOW to MODERATE
39081001400	MIDDLE	NO	MIDDLE	NO	No Change
39081001700	MODERATE	NO			Not Applicable
39081011000	UPPER	NO	MIDDLE	NO	UPPER to MIDDLE
39081011100	MIDDLE	NO	MIDDLE	NO	No Change
39081011200	MODERATE	NO	MIDDLE	NO	MODERATE to MIDDLE
39081011300	MIDDLE	NO	MIDDLE	NO	No Change
39081011401	MIDDLE	NO	MIDDLE	NO	No Change
39081011402	MIDDLE	NO	MIDDLE	NO	No Change
39081011500	MIDDLE	NO	MIDDLE	NO	No Change
39081011700	MIDDLE	NO	MIDDLE	NO	No Change
39081011800	MIDDLE	NO	MIDDLE	NO	No Change
39081011900	MIDDLE	NO	MIDDLE	NO	No Change
39081012000	MIDDLE	NO	MIDDLE	NO	No Change
39081012100	MIDDLE	NO	MIDDLE	NO	No Change
39081012200	MIDDLE	NO	MIDDLE	NO	No Change
39081012300	MIDDLE	NO	MIDDLE	NO	No Change
39081012400			MODERATE	NO	Not Applicable

Jefferson, OHIO

Census Tract	2021		2022		Change in Tract Income Class from 2021 through 2022
	Tract Income Class	Minority Tract	Tract Income Class	Minority Tract	

Summary Data: Jefferson	2021	2022
Number of Census Tracts	23	22
Number of Minority Tracts	1	0
Percentage of Minority Tracts	4.35%	0.00%
Number of Low Income Tracts	2	1
Percentage of Low Income Tracts	8.70%	4.55%
Number of Moderate Income Tracts	4	3
Percentage of Moderate Income Tracts	17.39%	13.64%
Number of Middle Income Tracts	14	17
Percentage of Middle Income Tracts	60.87%	77.27%
Number of Upper Income Tracts	3	1
Percentage of Upper Income Tracts	13.04%	4.55%
Number of NA Income Tracts	0	0
Percentage of NA Income Tracts	0.00%	0.00%

Knox, OHIO

Census Tract	2021		2022		Change in Tract Income Class from 2021 through 2022
	Tract Income Class	Minority Tract	Tract Income Class	Minority Tract	
39083006700	MIDDLE	NO	MIDDLE	NO	No Change
39083006801	MIDDLE	NO	UPPER	NO	MIDDLE to UPPER
39083006802	MIDDLE	NO	MIDDLE	NO	No Change



Knox, OHIO

Census Tract	2021		2022		Change in Tract Income Class from 2021 through 2022
	Tract Income Class	Minority Tract	Tract Income Class	Minority Tract	
39083006900	MIDDLE	NO	MIDDLE	NO	No Change
39083007000	MIDDLE	NO	MIDDLE	NO	No Change
39083007100	MIDDLE	NO	MODERATE	NO	MIDDLE to MODERATE
39083007200	MIDDLE	NO	MIDDLE	NO	No Change
39083007300	UPPER	NO			Not Applicable
39083007301			NA	NO	Not Applicable
39083007302			MIDDLE	NO	Not Applicable
39083007400	MIDDLE	NO	UPPER	NO	MIDDLE to UPPER
39083007500	MIDDLE	NO	MIDDLE	NO	No Change
39083007600	MIDDLE	NO	MIDDLE	NO	No Change
39083007700	UPPER	NO			Not Applicable
39083007701			UPPER	NO	Not Applicable
39083007702			UPPER	NO	Not Applicable

Knox, OHIO

Census Tract	2021		2022		Change in Tract Income Class from 2021 through 2022
	Tract Income Class	Minority Tract	Tract Income Class	Minority Tract	

Summary Data: Knox	2021	2022
Number of Census Tracts	12	14
Number of Minority Tracts	0	0
Percentage of Minority Tracts	0.00%	0.00%
Number of Low Income Tracts	0	0
Percentage of Low Income Tracts	0.00%	0.00%
Number of Moderate Income Tracts	0	1
Percentage of Moderate Income Tracts	0.00%	7.14%
Number of Middle Income Tracts	10	8
Percentage of Middle Income Tracts	83.33%	57.14%
Number of Upper Income Tracts	2	4
Percentage of Upper Income Tracts	16.67%	28.57%
Number of NA Income Tracts	0	1
Percentage of NA Income Tracts	0.00%	7.14%

Lake, OHIO

Census Tract	2021		2022		Change in Tract Income Class from 2021 through 2022
	Tract Income Class	Minority Tract	Tract Income Class	Minority Tract	
39085200100	MIDDLE	NO	MIDDLE	NO	No Change
39085200200	MIDDLE	NO	MIDDLE	NO	No Change
39085200300	MIDDLE	NO	MIDDLE	NO	No Change



Lake, OHIO

Census Tract	2021		2022		Change in Tract Income Class from 2021 through 2022
	Tract Income Class	Minority Tract	Tract Income Class	Minority Tract	
39085200400	MIDDLE	NO	MIDDLE	NO	No Change
39085200500	MIDDLE	NO	MIDDLE	NO	No Change
39085200600	MIDDLE	NO	MIDDLE	NO	No Change
39085200700	MIDDLE	NO	MIDDLE	NO	No Change
39085200800	MIDDLE	NO	MIDDLE	NO	No Change
39085200900	MIDDLE	NO	MIDDLE	NO	No Change
39085201000	MIDDLE	NO	MODERATE	NO	MIDDLE to MODERATE
39085201100	MIDDLE	NO			Not Applicable
39085201101			MIDDLE	YES	Not Applicable
39085201102			UPPER	NO	Not Applicable
39085201200	MIDDLE	NO	MODERATE	NO	MIDDLE to MODERATE
39085201300	MIDDLE	NO	MIDDLE	NO	No Change
39085201400	MIDDLE	NO	MIDDLE	NO	No Change
39085201500	MIDDLE	NO	UPPER	NO	MIDDLE to UPPER
39085201600	UPPER	NO	UPPER	NO	No Change
39085201700	MIDDLE	NO	MODERATE	NO	MIDDLE to MODERATE
39085201800	MIDDLE	NO	MIDDLE	NO	No Change
39085201900	MIDDLE	NO	MIDDLE	NO	No Change
39085202000	MIDDLE	NO	MIDDLE	NO	No Change
39085202100	MODERATE	NO	MODERATE	NO	No Change
39085202400	MIDDLE	NO	MIDDLE	NO	No Change
39085202500	MIDDLE	NO	MIDDLE	NO	No Change
39085202600	MIDDLE	NO	MIDDLE	NO	No Change
39085202700	UPPER	NO	UPPER	NO	No Change
39085202800	UPPER	NO	MIDDLE	NO	UPPER to MIDDLE
39085202900	UPPER	NO			Not Applicable
39085202901			MIDDLE	NO	Not Applicable

Lake, OHIO

Census Tract	2021		2022		Change in Tract Income Class from 2021 through 2022
	Tract Income Class	Minority Tract	Tract Income Class	Minority Tract	
39085202902			MIDDLE	NO	Not Applicable
39085203000	UPPER	NO	UPPER	NO	No Change
39085203200	MIDDLE	NO	MIDDLE	NO	No Change
39085203400	MIDDLE	NO	MIDDLE	NO	No Change
39085203500	UPPER	NO	UPPER	NO	No Change
39085203700	UPPER	NO	UPPER	NO	No Change
39085204000	MIDDLE	NO	MODERATE	NO	MIDDLE to MODERATE
39085204200	MODERATE	YES	MODERATE	YES	No Change
39085204301	UPPER	NO			Not Applicable
39085204302	MODERATE	NO			Not Applicable
39085204303			UPPER	NO	Not Applicable
39085204304			MODERATE	NO	Not Applicable
39085204400	MIDDLE	NO	MODERATE	NO	MIDDLE to MODERATE
39085204500	MODERATE	NO	MODERATE	YES	No Change
39085204700	MIDDLE	NO	MIDDLE	NO	No Change
39085204800	MIDDLE	NO	MIDDLE	NO	No Change
39085204900	UPPER	NO	UPPER	NO	No Change
39085205001	UPPER	NO	UPPER	NO	No Change
39085205002	UPPER	NO	UPPER	NO	No Change
39085205100	UPPER	NO	UPPER	NO	No Change
39085205200	UPPER	NO	UPPER	NO	No Change
39085205300	UPPER	NO	UPPER	NO	No Change
39085205400	MIDDLE	NO	MIDDLE	NO	No Change
39085205701	MIDDLE	NO	MIDDLE	NO	No Change
39085205702	MIDDLE	NO	MODERATE	NO	MIDDLE to MODERATE
39085205800	MIDDLE	NO	UPPER	NO	MIDDLE to UPPER
39085205900	MIDDLE	NO			Not Applicable



Lake, OHIO

Census Tract	2021		2022		Change in Tract Income Class from 2021 through 2022
	Tract Income Class	Minority Tract	Tract Income Class	Minority Tract	
39085206000	MODERATE	NO			Not Applicable
39085206100	MIDDLE	NO	MIDDLE	NO	No Change
39085206200	MIDDLE	NO	MIDDLE	NO	No Change
39085206300	MIDDLE	NO	MIDDLE	NO	No Change
39085206400	UPPER	NO	UPPER	NO	No Change
39085206500	UPPER	NO	UPPER	NO	No Change
39085206600	MIDDLE	NO	MIDDLE	NO	No Change
39085206700			MIDDLE	NO	Not Applicable
39085990000	NA	NO	NA	NO	No Change

Lake, OHIO

Census Tract	2021		2022		Change in Tract Income Class from 2021 through 2022
	Tract Income Class	Minority Tract	Tract Income Class	Minority Tract	

Summary Data: Lake	2021	2022
Number of Census Tracts	59	60
Number of Minority Tracts	1	3
Percentage of Minority Tracts	1.69%	5.00%
Number of Low Income Tracts	0	0
Percentage of Low Income Tracts	0.00%	0.00%
Number of Moderate Income Tracts	5	10
Percentage of Moderate Income Tracts	8.47%	16.67%
Number of Middle Income Tracts	37	32
Percentage of Middle Income Tracts	62.71%	53.33%
Number of Upper Income Tracts	16	17
Percentage of Upper Income Tracts	27.12%	28.33%
Number of NA Income Tracts	1	1
Percentage of NA Income Tracts	1.69%	1.67%

Lawrence, OHIO

Census Tract	2021		2022		Change in Tract Income Class from 2021 through 2022
	Tract Income Class	Minority Tract	Tract Income Class	Minority Tract	
39087050100	MIDDLE	NO	MODERATE	NO	MIDDLE to MODERATE
39087050200	MIDDLE	NO	MIDDLE	NO	No Change
39087050300	MIDDLE	NO	MODERATE	NO	MIDDLE to MODERATE



Lawrence, OHIO

Census Tract	2021		2022		Change in Tract Income Class from 2021 through 2022
	Tract Income Class	Minority Tract	Tract Income Class	Minority Tract	
39087050400	MIDDLE	NO	MIDDLE	NO	No Change
39087050500	MIDDLE	NO			Not Applicable
39087050501			MIDDLE	NO	Not Applicable
39087050502			MODERATE	NO	Not Applicable
39087050600	MIDDLE	NO	MIDDLE	NO	No Change
39087050700	MIDDLE	NO	MIDDLE	NO	No Change
39087050800	MODERATE	NO	MIDDLE	NO	MODERATE to MIDDLE
39087050900	MODERATE	NO	MIDDLE	NO	MODERATE to MIDDLE
39087051001	MIDDLE	NO	MIDDLE	NO	No Change
39087051002	MIDDLE	NO	MIDDLE	NO	No Change
39087051100	MIDDLE	NO			Not Applicable
39087051101			MIDDLE	NO	Not Applicable
39087051102			MIDDLE	NO	Not Applicable
39087051200	MIDDLE	NO	MIDDLE	NO	No Change
39087051300	MIDDLE	NO	MIDDLE	NO	No Change
39087051401	MIDDLE	NO	MIDDLE	NO	No Change
39087051402	UPPER	NO	MIDDLE	NO	UPPER to MIDDLE

Lawrence, OHIO

Census Tract	2021		2022		Change in Tract Income Class from 2021 through 2022
	Tract Income Class	Minority Tract	Tract Income Class	Minority Tract	
Summary Data: Lawrence			2021	2022	
Number of Census Tracts			16	18	
Number of Minority Tracts			0	0	
Percentage of Minority Tracts			0.00%	0.00%	
Number of Low Income Tracts			0	0	
Percentage of Low Income Tracts			0.00%	0.00%	
Number of Moderate Income Tracts			2	3	
Percentage of Moderate Income Tracts			12.50%	16.67%	
Number of Middle Income Tracts			13	15	
Percentage of Middle Income Tracts			81.25%	83.33%	
Number of Upper Income Tracts			1	0	
Percentage of Upper Income Tracts			6.25%	0.00%	
Number of NA Income Tracts			0	0	
Percentage of NA Income Tracts			0.00%	0.00%	

Licking, OHIO

Census Tract	2021		2022		Change in Tract Income Class from 2021 through 2022
	Tract Income Class	Minority Tract	Tract Income Class	Minority Tract	
39089750700	LOW	NO	MODERATE	NO	LOW to MODERATE
39089751000	MODERATE	NO	MODERATE	NO	No Change
39089751300	MODERATE	NO	MODERATE	NO	No Change



Licking, OHIO

Census Tract	2021		2022		Change in Tract Income Class from 2021 through 2022
	Tract Income Class	Minority Tract	Tract Income Class	Minority Tract	
39089751600	MODERATE	NO	MODERATE	NO	No Change
39089751900	MODERATE	NO	MIDDLE	NO	MODERATE to MIDDLE
39089752200	MODERATE	NO	MODERATE	NO	No Change
39089752500	MODERATE	NO	LOW	NO	MODERATE to LOW
39089752800	MIDDLE	NO			Not Applicable
39089752801			UPPER	NO	Not Applicable
39089752802			MIDDLE	NO	Not Applicable
39089753100	MODERATE	NO	MODERATE	NO	No Change
39089753300	MIDDLE	NO			Not Applicable
39089753301			MIDDLE	NO	Not Applicable
39089753302			MIDDLE	NO	Not Applicable
39089753600	MODERATE	NO	MIDDLE	NO	MODERATE to MIDDLE
39089753900	UPPER	NO	UPPER	NO	No Change
39089754101	MIDDLE	NO			Not Applicable
39089754102	MIDDLE	NO	MIDDLE	NO	No Change
39089754103			MIDDLE	NO	Not Applicable
39089754104			MODERATE	NO	Not Applicable
39089754400	MIDDLE	NO	MIDDLE	NO	No Change
39089754700	MIDDLE	NO	MIDDLE	NO	No Change
39089755000	UPPER	NO	MIDDLE	NO	UPPER to MIDDLE
39089755300	MIDDLE	NO			Not Applicable
39089755301			UPPER	NO	Not Applicable
39089755302			MIDDLE	NO	Not Applicable
39089755600	MIDDLE	NO			Not Applicable
39089755601			UPPER	NO	Not Applicable
39089755602			MIDDLE	NO	Not Applicable
39089755900	MIDDLE	NO			Not Applicable

Licking, OHIO

Census Tract	2021		2022		Change in Tract Income Class from 2021 through 2022
	Tract Income Class	Minority Tract	Tract Income Class	Minority Tract	
39089755901			MIDDLE	NO	Not Applicable
39089755902			MIDDLE	NO	Not Applicable
39089756201	MIDDLE	NO	MIDDLE	NO	No Change
39089756202	UPPER	NO			Not Applicable
39089756203			UPPER	YES	Not Applicable
39089756204			UPPER	YES	Not Applicable
39089756500	MIDDLE	NO	MIDDLE	NO	No Change
39089756800	UPPER	NO			Not Applicable
39089756801			MODERATE	NO	Not Applicable
39089756802			UPPER	NO	Not Applicable
39089756803			UPPER	NO	Not Applicable
39089757100	UPPER	NO	UPPER	NO	No Change
39089757400	MIDDLE	NO			Not Applicable
39089757401			MIDDLE	NO	Not Applicable
39089757402			UPPER	NO	Not Applicable
39089757700	UPPER	NO			Not Applicable
39089757701			UPPER	NO	Not Applicable
39089757702			UPPER	NO	Not Applicable
39089758300	LOW	NO	MODERATE	NO	LOW to MODERATE
39089758600	MIDDLE	NO			Not Applicable
39089758601			MIDDLE	NO	Not Applicable
39089758602			MIDDLE	NO	Not Applicable
39089758900	MIDDLE	NO			Not Applicable
39089758901			MIDDLE	NO	Not Applicable
39089758902			MODERATE	NO	Not Applicable
39089759000	MODERATE	NO	LOW	NO	MODERATE to LOW
39089759100	UPPER	NO			Not Applicable



Licking, OHIO

Census Tract	2021		2022		Change in Tract Income Class from 2021 through 2022
	Tract Income Class	Minority Tract	Tract Income Class	Minority Tract	
39089759101			MIDDLE	NO	Not Applicable
39089759102			UPPER	NO	Not Applicable

Summary Data: Licking	2021	2022
Number of Census Tracts	32	46
Number of Minority Tracts	0	2
Percentage of Minority Tracts	0.00%	4.35%
Number of Low Income Tracts	2	2
Percentage of Low Income Tracts	6.25%	4.35%
Number of Moderate Income Tracts	9	10
Percentage of Moderate Income Tracts	28.13%	21.74%
Number of Middle Income Tracts	14	21
Percentage of Middle Income Tracts	43.75%	45.65%
Number of Upper Income Tracts	7	13
Percentage of Upper Income Tracts	21.88%	28.26%
Number of NA Income Tracts	0	0
Percentage of NA Income Tracts	0.00%	0.00%

Logan, OHIO

Census Tract	2021		2022		Change in Tract Income Class from 2021 through 2022
	Tract Income Class	Minority Tract	Tract Income Class	Minority Tract	
39091003900	MIDDLE	NO	MIDDLE	NO	No Change
39091004000	MIDDLE	NO	MIDDLE	NO	No Change
39091004100	MIDDLE	NO	MIDDLE	NO	No Change
39091004200	MODERATE	NO	MODERATE	NO	No Change
39091004300	MIDDLE	NO	UPPER	NO	MIDDLE to UPPER
39091004400	MODERATE	NO	MODERATE	NO	No Change
39091004500	MIDDLE	NO	MIDDLE	NO	No Change
39091004600	MIDDLE	NO	UPPER	NO	MIDDLE to UPPER
39091004700	UPPER	NO	UPPER	NO	No Change
39091004800	UPPER	NO	UPPER	NO	No Change

Logan, OHIO

Census Tract	2021		2022		Change in Tract Income Class from 2021 through 2022
	Tract Income Class	Minority Tract	Tract Income Class	Minority Tract	
39091003800	UPPER	NO	MIDDLE	NO	UPPER to MIDDLE



Logan, OHIO

Census Tract	2021		2022		Change in Tract Income Class from 2021 through 2022
	Tract Income Class	Minority Tract	Tract Income Class	Minority Tract	
Summary Data: Logan					
		2021		2022	
Number of Census Tracts		11		11	
Number of Minority Tracts		0		0	
Percentage of Minority Tracts		0.00%		0.00%	
Number of Low Income Tracts		0		0	
Percentage of Low Income Tracts		0.00%		0.00%	
Number of Moderate Income Tracts		2		2	
Percentage of Moderate Income Tracts		18.18%		18.18%	
Number of Middle Income Tracts		6		5	
Percentage of Middle Income Tracts		54.55%		45.45%	
Number of Upper Income Tracts		3		4	
Percentage of Upper Income Tracts		27.27%		36.36%	
Number of NA Income Tracts		0		0	
Percentage of NA Income Tracts		0.00%		0.00%	

Lorain, OHIO

Census Tract	2021		2022		Change in Tract Income Class from 2021 through 2022
	Tract Income Class	Minority Tract	Tract Income Class	Minority Tract	
39093010200	UPPER	NO	UPPER	NO	No Change
39093010300	UPPER	NO	UPPER	NO	No Change
39093010400	UPPER	NO	MIDDLE	NO	UPPER to MIDDLE

Lorain, OHIO

Census Tract	2021		2022		Change in Tract Income Class from 2021 through 2022
	Tract Income Class	Minority Tract	Tract Income Class	Minority Tract	
39093013100	UPPER	NO			Not Applicable
39093013101			UPPER	NO	Not Applicable
39093013102			UPPER	NO	Not Applicable
39093013200	UPPER	NO			Not Applicable
39093013201			UPPER	NO	Not Applicable
39093013202			UPPER	NO	Not Applicable
39093021100	MIDDLE	NO	MIDDLE	NO	No Change
39093021200	MIDDLE	NO	MIDDLE	NO	No Change
39093022100	MIDDLE	NO	MIDDLE	NO	No Change
39093022200	MODERATE	NO	MODERATE	NO	No Change
39093022400	MODERATE	NO	MODERATE	YES	No Change
39093022500	MIDDLE	NO	MODERATE	NO	MIDDLE to MODERATE
39093022601	MODERATE	NO	MODERATE	NO	No Change
39093022800	LOW	YES	LOW	YES	No Change
39093023000	LOW	NO	MODERATE	NO	LOW to MODERATE
39093023100	LOW	YES	LOW	YES	No Change
39093023200	LOW	YES	LOW	YES	No Change
39093023300	MODERATE	YES	MODERATE	YES	No Change
39093023400	MIDDLE	NO	MIDDLE	NO	No Change
39093023500	MODERATE	NO	MIDDLE	NO	MODERATE to MIDDLE
39093023600	MODERATE	YES	MIDDLE	YES	MODERATE to MIDDLE
39093023700	LOW	NO			Not Applicable
39093023800	MODERATE	NO			Not Applicable
39093023900	LOW	NO	MODERATE	NO	LOW to MODERATE
39093024000	MODERATE	NO	LOW	NO	MODERATE to LOW
39093024100	MODERATE	NO	MIDDLE	NO	MODERATE to MIDDLE
39093024200	MODERATE	NO	MIDDLE	NO	MODERATE to MIDDLE



Lorain, OHIO

Census Tract	2021		2022		Change in Tract Income Class from 2021 through 2022
	Tract Income Class	Minority Tract	Tract Income Class	Minority Tract	
39093028100	MIDDLE	NO	MIDDLE	NO	No Change
39093030100	MIDDLE	NO			Not Applicable
39093030101			MIDDLE	NO	Not Applicable
39093030102			MIDDLE	NO	Not Applicable
39093050100	MIDDLE	NO	MIDDLE	NO	No Change
39093050200	MIDDLE	NO	MIDDLE	NO	No Change
39093050300	UPPER	NO			Not Applicable
39093050301			UPPER	NO	Not Applicable
39093050302			MIDDLE	NO	Not Applicable
39093050400	MIDDLE	NO	MIDDLE	NO	No Change
39093057100	MIDDLE	NO	MIDDLE	NO	No Change
39093060100	MIDDLE	NO	MIDDLE	NO	No Change
39093060200	UPPER	NO	MIDDLE	NO	UPPER to MIDDLE
39093070101	MIDDLE	NO	MIDDLE	NO	No Change
39093070102	MIDDLE	NO	MIDDLE	NO	No Change
39093070200	MODERATE	NO	MODERATE	NO	No Change
39093070300	MODERATE	NO	MODERATE	NO	No Change
39093070400	MODERATE	NO	MODERATE	NO	No Change
39093070500	MODERATE	NO	LOW	NO	MODERATE to LOW
39093070600	MODERATE	NO	MIDDLE	NO	MODERATE to MIDDLE
39093070700	MODERATE	NO	MODERATE	NO	No Change
39093070800	LOW	NO			Not Applicable
39093070901	LOW	YES	LOW	YES	No Change
39093070902	MODERATE	NO	MODERATE	NO	No Change
39093071000	LOW	NO			Not Applicable
39093071100	MIDDLE	NO	MIDDLE	NO	No Change
39093071201	MODERATE	NO	MODERATE	NO	No Change

Lorain, OHIO

Census Tract	2021		2022		Change in Tract Income Class from 2021 through 2022
	Tract Income Class	Minority Tract	Tract Income Class	Minority Tract	
39093071202	MIDDLE	NO	MIDDLE	NO	No Change
39093071300	MIDDLE	NO	MIDDLE	NO	No Change
39093071400	LOW	YES	LOW	YES	No Change
39093071500	MIDDLE	NO	MIDDLE	NO	No Change
39093077100	UPPER	NO	UPPER	NO	No Change
39093080101	MIDDLE	NO	MIDDLE	NO	No Change
39093080103	MIDDLE	NO	MIDDLE	NO	No Change
39093080104	MIDDLE	NO	MIDDLE	NO	No Change
39093080500	UPPER	NO	UPPER	NO	No Change
39093080600	MIDDLE	NO	MIDDLE	NO	No Change
39093080700	UPPER	NO			Not Applicable
39093080701			UPPER	NO	Not Applicable
39093080702			UPPER	NO	Not Applicable
39093090100	MIDDLE	NO	UPPER	NO	MIDDLE to UPPER
39093090200	UPPER	NO	UPPER	NO	No Change
39093091100	MIDDLE	NO	MIDDLE	NO	No Change
39093091200	MIDDLE	NO	MIDDLE	NO	No Change
39093092100	MIDDLE	NO	MIDDLE	NO	No Change
39093093100	MIDDLE	NO	MIDDLE	NO	No Change
39093094100	MIDDLE	NO			Not Applicable
39093094101			MIDDLE	NO	Not Applicable
39093094102			UPPER	NO	Not Applicable
39093095100	UPPER	NO	MIDDLE	NO	UPPER to MIDDLE
39093096100	MIDDLE	NO	MIDDLE	NO	No Change
39093097100	MIDDLE	NO	MIDDLE	NO	No Change
39093097200	UPPER	NO			Not Applicable
39093097201			UPPER	NO	Not Applicable



Lorain, OHIO

Census Tract	2021		2022		Change in Tract Income Class from 2021 through 2022
	Tract Income Class	Minority Tract	Tract Income Class	Minority Tract	
39093097202			MIDDLE	NO	Not Applicable
39093097300	LOW	YES	LOW	YES	No Change
39093097400	UPPER	NO			Not Applicable
39093097401			UPPER	NO	Not Applicable
39093097402			UPPER	NO	Not Applicable
39093097500			MODERATE	YES	Not Applicable
39093097600			LOW	NO	Not Applicable
39093990200	NA	NO	NA	NO	No Change

Lorain, OHIO

Census Tract	2021		2022		Change in Tract Income Class from 2021 through 2022
	Tract Income Class	Minority Tract	Tract Income Class	Minority Tract	

Summary Data: Lorain	2021	2022
Number of Census Tracts	74	80
Number of Minority Tracts	8	10
Percentage of Minority Tracts	10.81%	12.50%
Number of Low Income Tracts	11	9
Percentage of Low Income Tracts	14.86%	11.25%
Number of Moderate Income Tracts	18	14
Percentage of Moderate Income Tracts	24.32%	17.50%
Number of Middle Income Tracts	30	39
Percentage of Middle Income Tracts	40.54%	48.75%
Number of Upper Income Tracts	14	17
Percentage of Upper Income Tracts	18.92%	21.25%
Number of NA Income Tracts	1	1
Percentage of NA Income Tracts	1.35%	1.25%

Lucas, OHIO

Census Tract	2021		2022		Change in Tract Income Class from 2021 through 2022
	Tract Income Class	Minority Tract	Tract Income Class	Minority Tract	
39095000200	MIDDLE	NO			Not Applicable
39095000201			MODERATE	NO	Not Applicable
39095000202			MIDDLE	NO	Not Applicable



GeoDataVision Report D-1 Census Tract Reference Book 2021/2022: OHIO

Lucas, OHIO					
Census Tract	2021		2022		Change in Tract Income Class from 2021 through 2022
	Tract Income Class	Minority Tract	Tract Income Class	Minority Tract	
39095000300	MIDDLE	NO			Not Applicable
39095000301			MODERATE	NO	Not Applicable
39095000302			MODERATE	NO	Not Applicable
39095000400	MODERATE	NO	MODERATE	NO	No Change
39095000600	MIDDLE	NO			Not Applicable
39095000601			MODERATE	YES	Not Applicable
39095000602			MIDDLE	YES	Not Applicable
39095000700	MODERATE	NO			Not Applicable
39095000701			NA	YES	Not Applicable
39095000702			UPPER	YES	Not Applicable
39095000703			LOW	YES	Not Applicable
39095000800	LOW	YES	MODERATE	YES	LOW to MODERATE
39095000900	MODERATE	YES	LOW	YES	MODERATE to LOW
39095001000	MODERATE	YES			Not Applicable
39095001001			NA	YES	Not Applicable
39095001002			MODERATE	YES	Not Applicable
39095001100	LOW	YES	LOW	YES	No Change
39095001201	MODERATE	NO	MIDDLE	NO	MODERATE to MIDDLE
39095001202	LOW	YES	LOW	YES	No Change
39095001301	UPPER	NO	UPPER	NO	No Change
39095001302	LOW	YES	LOW	YES	No Change
39095001303	MIDDLE	YES	MIDDLE	YES	No Change
39095001400	LOW	YES	LOW	YES	No Change
39095001500	LOW	YES	LOW	YES	No Change
39095001600	MODERATE	YES			Not Applicable
39095001601			LOW	YES	Not Applicable
39095001602			MIDDLE	YES	Not Applicable

Lucas, OHIO					
Census Tract	2021		2022		Change in Tract Income Class from 2021 through 2022
	Tract Income Class	Minority Tract	Tract Income Class	Minority Tract	
39095001700	LOW	YES	LOW	YES	No Change
39095001800	MODERATE	YES	NA	YES	MODERATE to NA
39095001900	LOW	YES	LOW	YES	No Change
39095002000	LOW	NO	MODERATE	NO	LOW to MODERATE
39095002100	UPPER	YES	MIDDLE	YES	UPPER to MIDDLE
39095002200	LOW	YES			Not Applicable
39095002300	LOW	YES			Not Applicable
39095002401	MODERATE	YES	MODERATE	YES	No Change
39095002402	MODERATE	YES	LOW	YES	MODERATE to LOW
39095002500	LOW	YES	LOW	YES	No Change
39095002600	MODERATE	YES	NA	YES	MODERATE to NA
39095002700	LOW	YES	LOW	YES	No Change
39095002800	LOW	YES	NA	YES	LOW to NA
39095002900	LOW	YES	LOW	YES	No Change
39095003000	LOW	NO	LOW	YES	No Change
39095003100	LOW	YES	MODERATE	YES	LOW to MODERATE
39095003200	LOW	YES	MODERATE	YES	LOW to MODERATE
39095003300	LOW	YES	LOW	YES	No Change
39095003400	LOW	YES			Not Applicable
39095003500	LOW	YES	MODERATE	YES	LOW to MODERATE
39095003600	LOW	YES	LOW	YES	No Change
39095003700	LOW	YES			Not Applicable
39095003900	MODERATE	NO			Not Applicable
39095003901			MIDDLE	NO	Not Applicable
39095003902			MODERATE	NO	Not Applicable
39095004000	MODERATE	NO	MODERATE	YES	No Change
39095004200	LOW	NO	MODERATE	YES	LOW to MODERATE



GeoDataVision Report D-1 Census Tract Reference Book 2021/2022: OHIO

Lucas, OHIO					
Census Tract	2021		2022		Change in Tract Income Class from 2021 through 2022
	Tract Income Class	Minority Tract	Tract Income Class	Minority Tract	
39095004400	MODERATE	NO			Not Applicable
39095004401			NA	YES	Not Applicable
39095004402			MODERATE	YES	Not Applicable
39095004501	MIDDLE	NO	MIDDLE	NO	No Change
39095004503	MIDDLE	NO	MIDDLE	NO	No Change
39095004504	UPPER	NO	UPPER	NO	No Change
39095004600	MODERATE	NO	MODERATE	NO	No Change
39095004701	LOW	NO	LOW	NO	No Change
39095004702	LOW	NO	LOW	NO	No Change
39095004800	LOW	NO	LOW	NO	No Change
39095004900	LOW	NO	MODERATE	NO	LOW to MODERATE
39095005000	MODERATE	NO	MODERATE	NO	No Change
39095005100	LOW	NO			Not Applicable
39095005101			LOW	YES	Not Applicable
39095005102			MODERATE	NO	Not Applicable
39095005200	MODERATE	NO	MODERATE	NO	No Change
39095005300	LOW	NO	MODERATE	NO	LOW to MODERATE
39095005400	LOW	YES	MODERATE	YES	LOW to MODERATE
39095005501	MODERATE	NO	MODERATE	NO	No Change
39095005502	MIDDLE	NO	MODERATE	NO	MIDDLE to MODERATE
39095005503	MIDDLE	NO	MIDDLE	NO	No Change
39095005600	MODERATE	NO			Not Applicable
39095005601			UPPER	NO	Not Applicable
39095005602			NA	NO	Not Applicable
39095005701	MODERATE	NO	MIDDLE	NO	MODERATE to MIDDLE
39095005702	MIDDLE	NO			Not Applicable
39095005703	MODERATE	NO	MODERATE	NO	No Change

Lucas, OHIO					
Census Tract	2021		2022		Change in Tract Income Class from 2021 through 2022
	Tract Income Class	Minority Tract	Tract Income Class	Minority Tract	
39095005704			MODERATE	NO	Not Applicable
39095005705			MODERATE	NO	Not Applicable
39095005801	MIDDLE	NO	MIDDLE	NO	No Change
39095005802	MIDDLE	NO			Not Applicable
39095005803			MIDDLE	NO	Not Applicable
39095005804			MIDDLE	NO	Not Applicable
39095005901	MIDDLE	NO	MIDDLE	NO	No Change
39095005902	MODERATE	NO	MIDDLE	NO	MODERATE to MIDDLE
39095006000	MIDDLE	NO	UPPER	NO	MIDDLE to UPPER
39095006100	MIDDLE	NO	MIDDLE	NO	No Change
39095006200	MIDDLE	NO	MIDDLE	NO	No Change
39095006300	MIDDLE	NO	MIDDLE	NO	No Change
39095006400	MIDDLE	NO	MIDDLE	NO	No Change
39095006500	MIDDLE	NO	MIDDLE	NO	No Change
39095006600	MODERATE	YES	MODERATE	YES	No Change
39095006700	MODERATE	YES	MODERATE	YES	No Change
39095006800	LOW	NO			Not Applicable
39095006801			NA	YES	Not Applicable
39095006802			MODERATE	YES	Not Applicable
39095006900	MIDDLE	NO	MIDDLE	NO	No Change
39095007001	MIDDLE	NO			Not Applicable
39095007002	UPPER	NO	UPPER	NO	No Change
39095007003			UPPER	NO	Not Applicable
39095007004			MIDDLE	NO	Not Applicable
39095007101	UPPER	NO			Not Applicable
39095007102	MIDDLE	NO	UPPER	NO	MIDDLE to UPPER
39095007103			UPPER	NO	Not Applicable



GeoDataVision Report D-1 Census Tract Reference Book 2021/2022: OHIO

Lucas, OHIO					
Census Tract	2021		2022		Change in Tract Income Class from 2021 through 2022
	Tract Income Class	Minority Tract	Tract Income Class	Minority Tract	
39095007104			MODERATE	NO	Not Applicable
39095007202	MIDDLE	NO	MIDDLE	NO	No Change
39095007203	UPPER	NO			Not Applicable
39095007204	MIDDLE	NO	MIDDLE	NO	No Change
39095007205	MODERATE	NO			Not Applicable
39095007206			UPPER	NO	Not Applicable
39095007207			MIDDLE	NO	Not Applicable
39095007208			MODERATE	NO	Not Applicable
39095007209			NA	YES	Not Applicable
39095007301	MIDDLE	NO			Not Applicable
39095007302	MODERATE	YES	MODERATE	YES	No Change
39095007303	LOW	YES			Not Applicable
39095007304			MIDDLE	NO	Not Applicable
39095007305			MODERATE	NO	Not Applicable
39095007306			LOW	YES	Not Applicable
39095007307			LOW	YES	Not Applicable
39095007400	MIDDLE	YES			Not Applicable
39095007401			MODERATE	YES	Not Applicable
39095007402			NA	YES	Not Applicable
39095007500	MIDDLE	NO			Not Applicable
39095007501			MODERATE	YES	Not Applicable
39095007502			UPPER	NO	Not Applicable
39095007600	UPPER	NO	UPPER	NO	No Change
39095007700	MIDDLE	NO	MIDDLE	NO	No Change
39095007800	MIDDLE	NO			Not Applicable
39095007801			MODERATE	NO	Not Applicable
39095007802			MIDDLE	NO	Not Applicable

Lucas, OHIO					
Census Tract	2021		2022		Change in Tract Income Class from 2021 through 2022
	Tract Income Class	Minority Tract	Tract Income Class	Minority Tract	
39095007901	MIDDLE	NO	MIDDLE	NO	No Change
39095007902	MIDDLE	NO			Not Applicable
39095007903			MIDDLE	NO	Not Applicable
39095007904			MIDDLE	NO	Not Applicable
39095008000	MIDDLE	NO	UPPER	NO	MIDDLE to UPPER
39095008100	MIDDLE	NO	MIDDLE	NO	No Change
39095008201	UPPER	NO			Not Applicable
39095008202	UPPER	NO			Not Applicable
39095008203	UPPER	NO			Not Applicable
39095008204			UPPER	NO	Not Applicable
39095008205			UPPER	NO	Not Applicable
39095008206			UPPER	NO	Not Applicable
39095008207			UPPER	NO	Not Applicable
39095008208			UPPER	NO	Not Applicable
39095008209			UPPER	NO	Not Applicable
39095008210			UPPER	NO	Not Applicable
39095008301	UPPER	NO			Not Applicable
39095008302	UPPER	NO	UPPER	NO	No Change
39095008303			UPPER	NO	Not Applicable
39095008304			UPPER	NO	Not Applicable
39095008400	MIDDLE	NO			Not Applicable
39095008401			MODERATE	NO	Not Applicable
39095008402			MIDDLE	NO	Not Applicable
39095008500	MIDDLE	NO			Not Applicable
39095008501			MIDDLE	NO	Not Applicable
39095008502			MODERATE	NO	Not Applicable
39095008600	MIDDLE	NO			Not Applicable



GeoDataVision Report D-1 Census Tract Reference Book 2021/2022: OHIO

Lucas, OHIO					
Census Tract	2021		2022		Change in Tract Income Class from 2021 through 2022
	Tract Income Class	Minority Tract	Tract Income Class	Minority Tract	
39095008601			MODERATE	NO	Not Applicable
39095008602			MIDDLE	NO	Not Applicable
39095008700	MIDDLE	NO			Not Applicable
39095008701			MIDDLE	NO	Not Applicable
39095008702			MODERATE	NO	Not Applicable
39095008703			UPPER	NO	Not Applicable
39095008800	UPPER	NO			Not Applicable
39095008801			UPPER	NO	Not Applicable
39095008802			MIDDLE	NO	Not Applicable
39095008901	UPPER	NO			Not Applicable
39095008902	UPPER	NO			Not Applicable
39095008903			UPPER	NO	Not Applicable
39095008904			UPPER	NO	Not Applicable
39095008905			UPPER	NO	Not Applicable
39095008906			UPPER	NO	Not Applicable
39095009000	UPPER	NO			Not Applicable
39095009001			UPPER	NO	Not Applicable
39095009002			UPPER	NO	Not Applicable
39095009003			MIDDLE	NO	Not Applicable
39095009101	UPPER	NO	UPPER	NO	No Change
39095009102	UPPER	NO			Not Applicable
39095009103			UPPER	NO	Not Applicable
39095009104			MIDDLE	NO	Not Applicable
39095009201	UPPER	NO			Not Applicable
39095009202	UPPER	NO			Not Applicable
39095009203			UPPER	NO	Not Applicable
39095009204			UPPER	NO	Not Applicable

Lucas, OHIO					
Census Tract	2021		2022		Change in Tract Income Class from 2021 through 2022
	Tract Income Class	Minority Tract	Tract Income Class	Minority Tract	
39095009205			UPPER	NO	Not Applicable
39095009206			UPPER	NO	Not Applicable
39095009300	UPPER	NO	UPPER	NO	No Change
39095009400	MIDDLE	NO	MIDDLE	NO	No Change
39095009500	MIDDLE	NO	MIDDLE	NO	No Change
39095009600	UPPER	NO	UPPER	NO	No Change
39095009700	UPPER	NO	MIDDLE	NO	UPPER to MIDDLE
39095009800	UPPER	NO	UPPER	NO	No Change
39095009900	UPPER	NO			Not Applicable
39095009901			UPPER	NO	Not Applicable
39095009902			MIDDLE	NO	Not Applicable
39095010001	MIDDLE	NO	MIDDLE	NO	No Change
39095010002	MIDDLE	NO	MIDDLE	NO	No Change
39095010100	MIDDLE	NO	MIDDLE	NO	No Change
39095010200	MIDDLE	NO	MODERATE	NO	MIDDLE to MODERATE
39095010300	LOW	YES	LOW	YES	No Change
39095010400	LOW	NO	NA	NO	LOW to NA
39095010500			LOW	YES	Not Applicable
39095010600			LOW	YES	Not Applicable
39095990000	NA	NO	NA	NO	No Change



Lucas, OHIO

Census Tract	2021		2022		Change in Tract Income Class from 2021 through 2022
	Tract Income Class	Minority Tract	Tract Income Class	Minority Tract	
Summary Data: Lucas					
		2021		2022	
Number of Census Tracts		128		169	
Number of Minority Tracts		37		54	
Percentage of Minority Tracts		28.91%		31.95%	
Number of Low Income Tracts		35		26	
Percentage of Low Income Tracts		27.34%		15.38%	
Number of Moderate Income Tracts		25		43	
Percentage of Moderate Income Tracts		19.53%		25.44%	
Number of Middle Income Tracts		42		47	
Percentage of Middle Income Tracts		32.81%		27.81%	
Number of Upper Income Tracts		25		41	
Percentage of Upper Income Tracts		19.53%		24.26%	
Number of NA Income Tracts		1		12	
Percentage of NA Income Tracts		0.78%		7.10%	

Madison, OHIO

Census Tract	2021		2022		Change in Tract Income Class from 2021 through 2022
	Tract Income Class	Minority Tract	Tract Income Class	Minority Tract	
39097040101	MIDDLE	NO	MIDDLE	NO	No Change
39097040102	MIDDLE	NO	MIDDLE	NO	No Change
39097040201	UPPER	NO	MIDDLE	NO	UPPER to MIDDLE

Madison, OHIO

Census Tract	2021		2022		Change in Tract Income Class from 2021 through 2022
	Tract Income Class	Minority Tract	Tract Income Class	Minority Tract	
39097040202	MIDDLE	NO	MODERATE	NO	MIDDLE to MODERATE
39097040400	MIDDLE	NO	MIDDLE	NO	No Change
39097040500	MIDDLE	NO	MIDDLE	NO	No Change
39097040600	MIDDLE	NO	MIDDLE	NO	No Change
39097040700	MODERATE	NO	MIDDLE	NO	MODERATE to MIDDLE
39097041000	MIDDLE	NO	UPPER	NO	MIDDLE to UPPER
39097041100	MIDDLE	NO	MIDDLE	NO	No Change
39097041200	MIDDLE	NO	MIDDLE	NO	No Change
39097041300	MIDDLE	NO	MIDDLE	NO	No Change



Madison, OHIO

Census Tract	2021		2022		Change in Tract Income Class from 2021 through 2022
	Tract Income Class	Minority Tract	Tract Income Class	Minority Tract	

Summary Data: Madison	2021	2022
Number of Census Tracts	12	12
Number of Minority Tracts	0	0
Percentage of Minority Tracts	0.00%	0.00%
Number of Low Income Tracts	0	0
Percentage of Low Income Tracts	0.00%	0.00%
Number of Moderate Income Tracts	1	1
Percentage of Moderate Income Tracts	8.33%	8.33%
Number of Middle Income Tracts	10	10
Percentage of Middle Income Tracts	83.33%	83.33%
Number of Upper Income Tracts	1	1
Percentage of Upper Income Tracts	8.33%	8.33%
Number of NA Income Tracts	0	0
Percentage of NA Income Tracts	0.00%	0.00%

Mahoning, OHIO

Census Tract	2021		2022		Change in Tract Income Class from 2021 through 2022
	Tract Income Class	Minority Tract	Tract Income Class	Minority Tract	
39099800300	MODERATE	YES			Not Applicable
39099800400	MODERATE	YES			Not Applicable
39099800500	LOW	YES			Not Applicable

Mahoning, OHIO

Census Tract	2021		2022		Change in Tract Income Class from 2021 through 2022
	Tract Income Class	Minority Tract	Tract Income Class	Minority Tract	
39099800501			LOW	YES	Not Applicable
39099800502			NA	YES	Not Applicable
39099800600	LOW	YES	LOW	YES	No Change
39099801000	LOW	YES	LOW	YES	No Change
39099801100	LOW	YES	LOW	YES	No Change
39099801200	MODERATE	NO	MODERATE	YES	No Change
39099801300	LOW	NO	MODERATE	NO	LOW to MODERATE
39099801400	MIDDLE	NO	MIDDLE	NO	No Change
39099801500	MODERATE	NO	MIDDLE	YES	MODERATE to MIDDLE
39099801600	LOW	YES	LOW	YES	No Change
39099801700	LOW	YES	MODERATE	YES	LOW to MODERATE
39099802100	LOW	YES	MODERATE	YES	LOW to MODERATE
39099802300	LOW	YES	LOW	YES	No Change
39099802400	LOW	YES	MODERATE	YES	LOW to MODERATE
39099802500	LOW	YES	MODERATE	YES	LOW to MODERATE
39099802600	MODERATE	NO	MIDDLE	NO	MODERATE to MIDDLE
39099802701	MIDDLE	NO	MODERATE	NO	MIDDLE to MODERATE
39099802702	MIDDLE	NO	MIDDLE	NO	No Change
39099802800	MODERATE	NO	MODERATE	NO	No Change
39099802900	MODERATE	NO	MODERATE	NO	No Change
39099803000	MODERATE	NO	MODERATE	NO	No Change
39099804000	LOW	YES	LOW	NO	No Change
39099804100	MIDDLE	YES	MIDDLE	YES	No Change
39099804200	MIDDLE	YES	MIDDLE	YES	No Change
39099804300	LOW	YES	MODERATE	YES	LOW to MODERATE
39099810100	MODERATE	NO	MODERATE	NO	No Change
39099810200	MODERATE	NO	LOW	YES	MODERATE to LOW



GeoDataVision Report D-1 Census Tract Reference Book 2021/2022: OHIO

Mahoning, OHIO

Census Tract	2021		2022		Change in Tract Income Class from 2021 through 2022
	Tract Income Class	Minority Tract	Tract Income Class	Minority Tract	
39099810300	LOW	YES	LOW	YES	No Change
39099810600	MODERATE	NO	MODERATE	NO	No Change
39099810700	MIDDLE	NO	MODERATE	NO	MIDDLE to MODERATE
39099810800	MIDDLE	NO	MODERATE	NO	MIDDLE to MODERATE
39099810900	UPPER	NO	MIDDLE	NO	UPPER to MIDDLE
39099811001	UPPER	NO	MIDDLE	NO	UPPER to MIDDLE
39099811002	UPPER	NO	UPPER	NO	No Change
39099811100	MIDDLE	NO	MIDDLE	NO	No Change
39099811200	UPPER	NO	UPPER	NO	No Change
39099811300	MIDDLE	NO			Not Applicable
39099811301			MIDDLE	NO	Not Applicable
39099811302			UPPER	NO	Not Applicable
39099811400	MIDDLE	NO	UPPER	NO	MIDDLE to UPPER
39099811500	UPPER	NO	MIDDLE	NO	UPPER to MIDDLE
39099811600	UPPER	NO	UPPER	NO	No Change
39099811700	MIDDLE	NO	MIDDLE	NO	No Change
39099811800	MIDDLE	NO	MIDDLE	NO	No Change
39099811901	MIDDLE	NO	UPPER	NO	MIDDLE to UPPER
39099811902	UPPER	NO	UPPER	NO	No Change
39099812001	UPPER	NO	UPPER	NO	No Change
39099812002	UPPER	NO	UPPER	NO	No Change
39099812100	UPPER	NO			Not Applicable
39099812101			UPPER	NO	Not Applicable
39099812102			UPPER	NO	Not Applicable
39099812200	UPPER	NO	UPPER	NO	No Change
39099812301	MIDDLE	NO	MIDDLE	NO	No Change
39099812302	MIDDLE	NO	UPPER	NO	MIDDLE to UPPER

Mahoning, OHIO

Census Tract	2021		2022		Change in Tract Income Class from 2021 through 2022
	Tract Income Class	Minority Tract	Tract Income Class	Minority Tract	
39099812400	MODERATE	NO	MODERATE	NO	No Change
39099812500	UPPER	NO	MIDDLE	NO	UPPER to MIDDLE
39099812601	MODERATE	NO	MIDDLE	NO	MODERATE to MIDDLE
39099812602	MIDDLE	NO	MIDDLE	NO	No Change
39099812603	MIDDLE	NO			Not Applicable
39099812604			UPPER	NO	Not Applicable
39099812605			UPPER	NO	Not Applicable
39099812700	MIDDLE	NO	MIDDLE	NO	No Change
39099812800	MIDDLE	NO	MIDDLE	NO	No Change
39099812900	MIDDLE	NO	MIDDLE	NO	No Change
39099813000	MIDDLE	NO	MIDDLE	NO	No Change
39099813200	MODERATE	NO	MIDDLE	NO	MODERATE to MIDDLE
39099813300	UPPER	NO	MIDDLE	NO	UPPER to MIDDLE
39099813400	UPPER	NO	UPPER	NO	No Change
39099813500	UPPER	NO			Not Applicable
39099813501			MIDDLE	NO	Not Applicable
39099813502			UPPER	NO	Not Applicable
39099813600	MIDDLE	NO			Not Applicable
39099813601			MIDDLE	NO	Not Applicable
39099813602			MIDDLE	NO	Not Applicable
39099813700	LOW	YES	MODERATE	YES	LOW to MODERATE
39099813800	MODERATE	YES	NA	YES	MODERATE to NA
39099813900	MODERATE	YES	MODERATE	YES	No Change
39099814000	LOW	YES	LOW	YES	No Change
39099814100	LOW	NO	MODERATE	YES	LOW to MODERATE
39099814200			MODERATE	YES	Not Applicable



Mahoning, OHIO

Census Tract	2021		2022		Change in Tract Income Class from 2021 through 2022
	Tract Income Class	Minority Tract	Tract Income Class	Minority Tract	
Summary Data: Mahoning			2021	2022	
Number of Census Tracts			70	75	
Number of Minority Tracts			21	24	
Percentage of Minority Tracts			30.00%	32.00%	
Number of Low Income Tracts			17	10	
Percentage of Low Income Tracts			24.29%	13.33%	
Number of Moderate Income Tracts			16	20	
Percentage of Moderate Income Tracts			22.86%	26.67%	
Number of Middle Income Tracts			22	26	
Percentage of Middle Income Tracts			31.43%	34.67%	
Number of Upper Income Tracts			15	17	
Percentage of Upper Income Tracts			21.43%	22.67%	
Number of NA Income Tracts			0	2	
Percentage of NA Income Tracts			0.00%	2.67%	

Marion, OHIO

Census Tract	2021		2022		Change in Tract Income Class from 2021 through 2022
	Tract Income Class	Minority Tract	Tract Income Class	Minority Tract	
39101000100	LOW	NO	MODERATE	NO	LOW to MODERATE
39101000200	LOW	NO	MODERATE	NO	LOW to MODERATE
39101000300	MODERATE	NO	LOW	NO	MODERATE to LOW

Marion, OHIO

Census Tract	2021		2022		Change in Tract Income Class from 2021 through 2022
	Tract Income Class	Minority Tract	Tract Income Class	Minority Tract	
39101000400	MODERATE	NO	MODERATE	NO	No Change
39101000501	MODERATE	NO	MIDDLE	NO	MODERATE to MIDDLE
39101000502	MIDDLE	NO	MODERATE	NO	MIDDLE to MODERATE
39101000600	UPPER	NO	UPPER	NO	No Change
39101000700	MIDDLE	NO	MODERATE	NO	MIDDLE to MODERATE
39101000800	MODERATE	NO	MIDDLE	NO	MODERATE to MIDDLE
39101000900	LOW	NO	MODERATE	NO	LOW to MODERATE
39101001000	UPPER	NO	MIDDLE	NO	UPPER to MIDDLE
39101001100	MODERATE	NO	MODERATE	NO	No Change
39101010100	UPPER	NO	UPPER	NO	No Change
39101010201	MIDDLE	NO	MIDDLE	NO	No Change
39101010202	NA	YES	NA	NO	No Change
39101010300	MIDDLE	NO	MIDDLE	NO	No Change
39101010400	MIDDLE	NO	MIDDLE	NO	No Change
39101010500	UPPER	NO	UPPER	NO	No Change



Marion, OHIO

Census Tract	2021		2022		Change in Tract Income Class from 2021 through 2022
	Tract Income Class	Minority Tract	Tract Income Class	Minority Tract	

Summary Data: Marion	2021	2022
Number of Census Tracts	18	18
Number of Minority Tracts	1	0
Percentage of Minority Tracts	5.56%	0.00%
Number of Low Income Tracts	3	1
Percentage of Low Income Tracts	16.67%	5.56%
Number of Moderate Income Tracts	5	7
Percentage of Moderate Income Tracts	27.78%	38.89%
Number of Middle Income Tracts	5	6
Percentage of Middle Income Tracts	27.78%	33.33%
Number of Upper Income Tracts	4	3
Percentage of Upper Income Tracts	22.22%	16.67%
Number of NA Income Tracts	1	1
Percentage of NA Income Tracts	5.56%	5.56%

Medina, OHIO

Census Tract	2021		2022		Change in Tract Income Class from 2021 through 2022
	Tract Income Class	Minority Tract	Tract Income Class	Minority Tract	
39103400100	UPPER	NO	UPPER	NO	No Change
39103402000	UPPER	NO	UPPER	NO	No Change
39103403001	UPPER	NO	UPPER	NO	No Change

Medina, OHIO

Census Tract	2021		2022		Change in Tract Income Class from 2021 through 2022
	Tract Income Class	Minority Tract	Tract Income Class	Minority Tract	
39103403002	UPPER	NO	UPPER	NO	No Change
39103404000	UPPER	NO	UPPER	NO	No Change
39103405000	UPPER	NO	UPPER	NO	No Change
39103406000	UPPER	NO	UPPER	NO	No Change
39103407000	UPPER	NO	UPPER	NO	No Change
39103408001	MIDDLE	NO	MIDDLE	NO	No Change
39103408002	UPPER	NO	UPPER	NO	No Change
39103408003	UPPER	NO	MIDDLE	NO	UPPER to MIDDLE
39103408100	MIDDLE	NO			Not Applicable
39103408101			MODERATE	NO	Not Applicable
39103408102			UPPER	NO	Not Applicable
39103408201	MIDDLE	NO	MIDDLE	NO	No Change
39103408202	UPPER	NO	UPPER	NO	No Change
39103408301	UPPER	NO	UPPER	NO	No Change
39103408302	UPPER	NO			Not Applicable
39103408303			UPPER	NO	Not Applicable
39103408304			UPPER	NO	Not Applicable
39103408305			UPPER	NO	Not Applicable
39103409001	MIDDLE	NO	MIDDLE	NO	No Change
39103409002	MIDDLE	NO	MIDDLE	NO	No Change
39103410000	MIDDLE	NO	MIDDLE	NO	No Change
39103411001	MIDDLE	NO	UPPER	NO	MIDDLE to UPPER
39103411002	MODERATE	NO	MODERATE	NO	No Change
39103412000	UPPER	NO	MIDDLE	NO	UPPER to MIDDLE
39103413000	MIDDLE	NO	MIDDLE	NO	No Change
39103415100	UPPER	NO	UPPER	NO	No Change
39103415200	MIDDLE	NO	MIDDLE	NO	No Change



GeoDataVision Report D-1 Census Tract Reference Book 2021/2022: OHIO

Medina, OHIO

Census Tract	2021		2022		Change in Tract Income Class from 2021 through 2022
	Tract Income Class	Minority Tract	Tract Income Class	Minority Tract	
39103415300	MIDDLE	NO	MIDDLE	NO	No Change
39103415400	UPPER	NO	UPPER	NO	No Change
39103415800	UPPER	NO			Not Applicable
39103415801			UPPER	NO	Not Applicable
39103415802			UPPER	NO	Not Applicable
39103416000	MIDDLE	NO	MIDDLE	NO	No Change
39103416100	MIDDLE	NO	MIDDLE	NO	No Change
39103416200	MIDDLE	NO	MIDDLE	NO	No Change
39103416300	MIDDLE	NO	UPPER	NO	MIDDLE to UPPER
39103416400	MIDDLE	NO	MIDDLE	NO	No Change
39103417000	UPPER	NO			Not Applicable
39103417001			MIDDLE	NO	Not Applicable
39103417002			UPPER	NO	Not Applicable
39103417100	UPPER	NO	MIDDLE	NO	UPPER to MIDDLE
39103417200	MIDDLE	NO	MIDDLE	NO	No Change
39103417300	MIDDLE	NO	MIDDLE	NO	No Change

Medina, OHIO

Census Tract	2021		2022		Change in Tract Income Class from 2021 through 2022
	Tract Income Class	Minority Tract	Tract Income Class	Minority Tract	
Summary Data: Medina			2021	2022	
Number of Census Tracts			37	42	
Number of Minority Tracts			0	0	
Percentage of Minority Tracts			0.00%	0.00%	
Number of Low Income Tracts			0	0	
Percentage of Low Income Tracts			0.00%	0.00%	
Number of Moderate Income Tracts			1	2	
Percentage of Moderate Income Tracts			2.70%	4.76%	
Number of Middle Income Tracts			17	18	
Percentage of Middle Income Tracts			45.95%	42.86%	
Number of Upper Income Tracts			19	22	
Percentage of Upper Income Tracts			51.35%	52.38%	
Number of NA Income Tracts			0	0	
Percentage of NA Income Tracts			0.00%	0.00%	

Meigs, OHIO

Census Tract	2021		2022		Change in Tract Income Class from 2021 through 2022
	Tract Income Class	Minority Tract	Tract Income Class	Minority Tract	
39105964100	MIDDLE	NO	MIDDLE	NO	No Change
39105964200	MIDDLE	NO	MIDDLE	NO	No Change
39105964300	MIDDLE	NO	MIDDLE	NO	No Change



Meigs, OHIO

Census Tract	2021		2022		Change in Tract Income Class from 2021 through 2022
	Tract Income Class	Minority Tract	Tract Income Class	Minority Tract	
39105964400	LOW	NO	MODERATE	NO	LOW to MODERATE
39105964500	MODERATE	NO	MIDDLE	NO	MODERATE to MIDDLE
39105964600	MIDDLE	NO	MODERATE	NO	MIDDLE to MODERATE

Summary Data: Meigs	2021	2022
Number of Census Tracts	6	6
Number of Minority Tracts	0	0
Percentage of Minority Tracts	0.00%	0.00%
Number of Low Income Tracts	1	0
Percentage of Low Income Tracts	16.67%	0.00%
Number of Moderate Income Tracts	1	2
Percentage of Moderate Income Tracts	16.67%	33.33%
Number of Middle Income Tracts	4	4
Percentage of Middle Income Tracts	66.67%	66.67%
Number of Upper Income Tracts	0	0
Percentage of Upper Income Tracts	0.00%	0.00%
Number of NA Income Tracts	0	0
Percentage of NA Income Tracts	0.00%	0.00%

Mercer, OHIO

Census Tract	2021		2022		Change in Tract Income Class from 2021 through 2022
	Tract Income Class	Minority Tract	Tract Income Class	Minority Tract	
39107967200	MIDDLE	NO	MIDDLE	NO	No Change
39107967300	UPPER	NO	UPPER	NO	No Change
39107967400	MIDDLE	NO	MIDDLE	NO	No Change
39107967500	UPPER	NO	MIDDLE	NO	UPPER to MIDDLE
39107967600	MIDDLE	NO	UPPER	NO	MIDDLE to UPPER
39107967700	UPPER	NO	UPPER	NO	No Change
39107967800	MIDDLE	NO	MIDDLE	NO	No Change
39107967900	UPPER	NO	UPPER	NO	No Change
39107968000	UPPER	NO	UPPER	NO	No Change

Mercer, OHIO

Census Tract	2021		2022		Change in Tract Income Class from 2021 through 2022
	Tract Income Class	Minority Tract	Tract Income Class	Minority Tract	



Mercer, OHIO


Census Tract	2021		2022		Change in Tract Income Class from 2021 through 2022
	Tract Income Class	Minority Tract	Tract Income Class	Minority Tract	
Summary Data: Mercer			2021	2022	
Number of Census Tracts			9	9	
Number of Minority Tracts			0	0	
Percentage of Minority Tracts			0.00%	0.00%	
Number of Low Income Tracts			0	0	
Percentage of Low Income Tracts			0.00%	0.00%	
Number of Moderate Income Tracts			0	0	
Percentage of Moderate Income Tracts			0.00%	0.00%	
Number of Middle Income Tracts			4	4	
Percentage of Middle Income Tracts			44.44%	44.44%	
Number of Upper Income Tracts			5	5	
Percentage of Upper Income Tracts			55.56%	55.56%	
Number of NA Income Tracts			0	0	
Percentage of NA Income Tracts			0.00%	0.00%	

Miami, OHIO

Census Tract	2021		2022		Change in Tract Income Class from 2021 through 2022
	Tract Income Class	Minority Tract	Tract Income Class	Minority Tract	
39109300100	MIDDLE	NO	MIDDLE	NO	No Change
39109315001	UPPER	NO	MIDDLE	NO	UPPER to MIDDLE
39109315002	MODERATE	NO	MIDDLE	NO	MODERATE to MIDDLE

Miami, OHIO

Census Tract	2021		2022		Change in Tract Income Class from 2021 through 2022
	Tract Income Class	Minority Tract	Tract Income Class	Minority Tract	
39109315100	MODERATE	NO	MIDDLE	NO	MODERATE to MIDDLE
39109315300	MODERATE	NO	MODERATE	NO	No Change
39109320100	MIDDLE	NO	MIDDLE	NO	No Change
39109325000	MIDDLE	NO	MIDDLE	NO	No Change
39109330100	MIDDLE	NO	MIDDLE	NO	No Change
39109340100	MIDDLE	NO	MIDDLE	NO	No Change
39109345000	MIDDLE	NO	MODERATE	NO	MIDDLE to MODERATE
39109350100	UPPER	NO			Not Applicable
39109350101			UPPER	NO	Not Applicable
39109350102			UPPER	NO	Not Applicable
39109355001	UPPER	NO	MIDDLE	NO	UPPER to MIDDLE
39109355002	MIDDLE	NO	MIDDLE	NO	No Change
39109365000	MIDDLE	NO			Not Applicable
39109365001			UPPER	NO	Not Applicable
39109365002			UPPER	NO	Not Applicable
39109365101	MIDDLE	NO	MIDDLE	NO	No Change
39109365102	MIDDLE	NO	MIDDLE	NO	No Change
39109365200	MIDDLE	NO	MODERATE	NO	MIDDLE to MODERATE
39109365301	MIDDLE	NO	MIDDLE	NO	No Change
39109365302	UPPER	NO	UPPER	NO	No Change
39109380100	UPPER	NO	UPPER	NO	No Change
39109390100	MIDDLE	NO	UPPER	NO	MIDDLE to UPPER



Miami, OHIO

Census Tract	2021		2022		Change in Tract Income Class from 2021 through 2022
	Tract Income Class	Minority Tract	Tract Income Class	Minority Tract	

Summary Data: Miami	2021	2022
Number of Census Tracts	21	23
Number of Minority Tracts	0	0
Percentage of Minority Tracts	0.00%	0.00%
Number of Low Income Tracts	0	0
Percentage of Low Income Tracts	0.00%	0.00%
Number of Moderate Income Tracts	3	3
Percentage of Moderate Income Tracts	14.29%	13.04%
Number of Middle Income Tracts	13	13
Percentage of Middle Income Tracts	61.90%	56.52%
Number of Upper Income Tracts	5	7
Percentage of Upper Income Tracts	23.81%	30.43%
Number of NA Income Tracts	0	0
Percentage of NA Income Tracts	0.00%	0.00%

Monroe, OHIO

Census Tract	2021		2022		Change in Tract Income Class from 2021 through 2022
	Tract Income Class	Minority Tract	Tract Income Class	Minority Tract	
39111966600	MIDDLE	NO	MIDDLE	NO	No Change
39111966700	MIDDLE	NO	MODERATE	NO	MIDDLE to MODERATE
39111966800	MODERATE	NO	MIDDLE	NO	MODERATE to MIDDLE

Monroe, OHIO

Census Tract	2021		2022		Change in Tract Income Class from 2021 through 2022
	Tract Income Class	Minority Tract	Tract Income Class	Minority Tract	
39111966900	MIDDLE	NO	MIDDLE	NO	No Change

Summary Data: Monroe	2021	2022
Number of Census Tracts	4	4
Number of Minority Tracts	0	0
Percentage of Minority Tracts	0.00%	0.00%
Number of Low Income Tracts	0	0
Percentage of Low Income Tracts	0.00%	0.00%
Number of Moderate Income Tracts	1	1
Percentage of Moderate Income Tracts	25.00%	25.00%
Number of Middle Income Tracts	3	3
Percentage of Middle Income Tracts	75.00%	75.00%
Number of Upper Income Tracts	0	0
Percentage of Upper Income Tracts	0.00%	0.00%
Number of NA Income Tracts	0	0
Percentage of NA Income Tracts	0.00%	0.00%

Montgomery, OHIO

Census Tract	2021		2022		Change in Tract Income Class from 2021 through 2022
	Tract Income Class	Minority Tract	Tract Income Class	Minority Tract	
39113000100	MODERATE	YES	LOW	YES	MODERATE to LOW
39113000200	MODERATE	YES	LOW	YES	MODERATE to LOW



Montgomery, OHIO

Census Tract	2021		2022		Change in Tract Income Class from 2021 through 2022
	Tract Income Class	Minority Tract	Tract Income Class	Minority Tract	
39113000300	LOW	YES	LOW	YES	No Change
39113000400	MODERATE	YES	MODERATE	YES	No Change
39113000500	MODERATE	YES	MODERATE	YES	No Change
39113000600	MIDDLE	YES	MIDDLE	YES	No Change
39113000700	MODERATE	YES	LOW	YES	MODERATE to LOW
39113000801	LOW	YES	LOW	YES	No Change
39113000802	MODERATE	YES	MODERATE	YES	No Change
39113000900	LOW	YES	LOW	YES	No Change
39113001000	LOW	YES	MODERATE	YES	LOW to MODERATE
39113001100	LOW	YES	LOW	YES	No Change
39113001200	MODERATE	YES	LOW	YES	MODERATE to LOW
39113001501	MIDDLE	NO	UPPER	NO	MIDDLE to UPPER
39113001600	MODERATE	NO	MODERATE	NO	No Change
39113001700	LOW	NO	LOW	NO	No Change
39113001800	LOW	NO			Not Applicable
39113001801			LOW	YES	Not Applicable
39113001802			LOW	NO	Not Applicable
39113001900	LOW	NO	LOW	NO	No Change
39113002000	MODERATE	NO	MODERATE	NO	No Change
39113002200	LOW	NO	LOW	NO	No Change
39113002300	LOW	NO	LOW	NO	No Change
39113002400	MODERATE	NO	MODERATE	NO	No Change
39113002500	LOW	NO	MODERATE	NO	LOW to MODERATE
39113002600	MIDDLE	NO	MODERATE	NO	MIDDLE to MODERATE
39113002700	MIDDLE	NO	MODERATE	NO	MIDDLE to MODERATE
39113002800	MIDDLE	NO	MIDDLE	NO	No Change
39113002900	MIDDLE	NO	MIDDLE	NO	No Change

Montgomery, OHIO

Census Tract	2021		2022		Change in Tract Income Class from 2021 through 2022
	Tract Income Class	Minority Tract	Tract Income Class	Minority Tract	
39113003000	MODERATE	NO	MODERATE	NO	No Change
39113003100	MIDDLE	NO	MODERATE	NO	MIDDLE to MODERATE
39113003201	UPPER	NO	MIDDLE	NO	UPPER to MIDDLE
39113003300	MODERATE	NO	MODERATE	NO	No Change
39113003402	MIDDLE	NO	NA	NO	MIDDLE to NA
39113003403	UPPER	NO	UPPER	NO	No Change
39113003404	MODERATE	NO	MODERATE	NO	No Change
39113003500	LOW	YES	LOW	YES	No Change
39113003800	LOW	YES	LOW	YES	No Change
39113003900	LOW	YES	LOW	YES	No Change
39113004100	LOW	YES	NA	YES	LOW to NA
39113004200	LOW	YES	MODERATE	YES	LOW to MODERATE
39113004300	LOW	YES	LOW	YES	No Change
39113004400	LOW	YES	LOW	YES	No Change
39113004600	MODERATE	YES	MODERATE	YES	No Change
39113010100	UPPER	NO	UPPER	NO	No Change
39113010200	UPPER	NO	UPPER	NO	No Change
39113020100	MIDDLE	NO	MIDDLE	NO	No Change
39113020200	MIDDLE	NO	MIDDLE	NO	No Change
39113020300	UPPER	NO	UPPER	NO	No Change
39113020400	MIDDLE	NO	UPPER	NO	MIDDLE to UPPER
39113020500	MIDDLE	NO	MODERATE	NO	MIDDLE to MODERATE
39113020601	MIDDLE	NO	MIDDLE	NO	No Change
39113020602	UPPER	NO	UPPER	NO	No Change
39113020700	MIDDLE	NO	MIDDLE	NO	No Change
39113020800	UPPER	NO	MIDDLE	NO	UPPER to MIDDLE
39113020900	MIDDLE	NO	MODERATE	NO	MIDDLE to MODERATE



Montgomery, OHIO

Census Tract	2021		2022		Change in Tract Income Class from 2021 through 2022
	Tract Income Class	Minority Tract	Tract Income Class	Minority Tract	
39113021000	MIDDLE	NO	MIDDLE	NO	No Change
39113021100	MODERATE	NO	MODERATE	NO	No Change
39113021200	MIDDLE	NO	UPPER	NO	MIDDLE to UPPER
39113021301	MODERATE	NO	MIDDLE	NO	MODERATE to MIDDLE
39113021302	MODERATE	NO	MIDDLE	NO	MODERATE to MIDDLE
39113021400	MIDDLE	NO	MIDDLE	NO	No Change
39113021501	MIDDLE	NO	MIDDLE	NO	No Change
39113021502	MIDDLE	NO	MIDDLE	NO	No Change
39113021601	MIDDLE	NO	MIDDLE	NO	No Change
39113021602	UPPER	NO	UPPER	NO	No Change
39113021700	MIDDLE	NO	MIDDLE	NO	No Change
39113021800	MODERATE	NO	MODERATE	NO	No Change
39113021900	UPPER	NO	MIDDLE	NO	UPPER to MIDDLE
39113030100	MODERATE	NO	MODERATE	NO	No Change
39113030200	MIDDLE	NO	MIDDLE	NO	No Change
39113040101	UPPER	NO	UPPER	NO	No Change
39113040102	UPPER	NO	UPPER	NO	No Change
39113040103	UPPER	NO	UPPER	NO	No Change
39113040201	UPPER	NO	UPPER	NO	No Change
39113040203	UPPER	NO	UPPER	NO	No Change
39113040204	MIDDLE	NO	MIDDLE	NO	No Change
39113040302	MIDDLE	NO	UPPER	NO	MIDDLE to UPPER
39113040303	UPPER	NO	UPPER	NO	No Change
39113040305	UPPER	NO	UPPER	NO	No Change
39113040306	UPPER	NO	UPPER	NO	No Change
39113040401	UPPER	NO	UPPER	NO	No Change
39113040403	UPPER	NO	MIDDLE	NO	UPPER to MIDDLE

Montgomery, OHIO

Census Tract	2021		2022		Change in Tract Income Class from 2021 through 2022
	Tract Income Class	Minority Tract	Tract Income Class	Minority Tract	
39113040405	MIDDLE	NO	MIDDLE	NO	No Change
39113040406	UPPER	NO	UPPER	NO	No Change
39113050101	MIDDLE	NO	MIDDLE	NO	No Change
39113050103	MIDDLE	NO			Not Applicable
39113050104	UPPER	NO	MIDDLE	NO	UPPER to MIDDLE
39113050105	MIDDLE	NO	MIDDLE	NO	No Change
39113050106			UPPER	NO	Not Applicable
39113050107			UPPER	NO	Not Applicable
39113050301	MODERATE	NO	MIDDLE	NO	MODERATE to MIDDLE
39113050302	MIDDLE	NO	MIDDLE	NO	No Change
39113050303	MODERATE	NO	MODERATE	NO	No Change
39113050401	MIDDLE	NO	MIDDLE	NO	No Change
39113050402	MIDDLE	NO	MODERATE	NO	MIDDLE to MODERATE
39113050502	MIDDLE	NO	MIDDLE	NO	No Change
39113050503	MIDDLE	NO	UPPER	NO	MIDDLE to UPPER
39113050504	MIDDLE	NO	MIDDLE	NO	No Change
39113050600	MIDDLE	NO	MIDDLE	NO	No Change
39113060100	MIDDLE	NO	MODERATE	YES	MIDDLE to MODERATE
39113060200	MODERATE	NO	LOW	YES	MODERATE to LOW
39113060300	MODERATE	YES	MIDDLE	YES	MODERATE to MIDDLE
39113070101	MODERATE	YES	MODERATE	YES	No Change
39113070102	MODERATE	YES	MODERATE	YES	No Change
39113070201	LOW	YES	LOW	NO	No Change
39113070202	LOW	YES	MODERATE	YES	LOW to MODERATE
39113070300	LOW	YES	MODERATE	YES	LOW to MODERATE
39113070400	MODERATE	YES	MODERATE	YES	No Change
39113070500	MODERATE	YES	MODERATE	YES	No Change



Montgomery, OHIO

Census Tract	2021		2022		Change in Tract Income Class from 2021 through 2022
	Tract Income Class	Minority Tract	Tract Income Class	Minority Tract	
39113070600	MIDDLE	YES	MIDDLE	YES	No Change
39113070700	MODERATE	YES	MIDDLE	YES	MODERATE to MIDDLE
39113080100	MODERATE	YES	MODERATE	YES	No Change
39113080200	MIDDLE	NO	MIDDLE	NO	No Change
39113080300	MIDDLE	YES	MODERATE	YES	MIDDLE to MODERATE
39113080400	LOW	YES	LOW	YES	No Change
39113080500	MODERATE	NO	MODERATE	NO	No Change
39113080600	MODERATE	NO	MODERATE	NO	No Change
39113080700	MODERATE	NO	MODERATE	NO	No Change
39113090302	MODERATE	NO	MODERATE	NO	No Change
39113090303	UPPER	NO	UPPER	NO	No Change
39113090304	UPPER	NO	UPPER	NO	No Change
39113090600	LOW	NO	LOW	NO	No Change
39113090700	MIDDLE	NO	MODERATE	NO	MIDDLE to MODERATE
39113090800	MIDDLE	NO	MIDDLE	NO	No Change
39113090900	MIDDLE	NO	MIDDLE	NO	No Change
39113091000	MIDDLE	NO	MIDDLE	NO	No Change
39113091100	MIDDLE	NO	MIDDLE	NO	No Change
39113100101	MIDDLE	NO	MIDDLE	NO	No Change
39113100102	MIDDLE	NO	MIDDLE	NO	No Change
39113100201	MODERATE	NO	MIDDLE	NO	MODERATE to MIDDLE
39113100202	MIDDLE	NO	MIDDLE	NO	No Change
39113100203	MIDDLE	NO	MIDDLE	NO	No Change
39113100301	MIDDLE	NO	MODERATE	NO	MIDDLE to MODERATE
39113100302	MODERATE	NO	MIDDLE	NO	MODERATE to MIDDLE
39113100400	MIDDLE	NO	MIDDLE	NO	No Change
39113110100	UPPER	NO	UPPER	NO	No Change

Montgomery, OHIO

Census Tract	2021		2022		Change in Tract Income Class from 2021 through 2022
	Tract Income Class	Minority Tract	Tract Income Class	Minority Tract	
39113110201	UPPER	NO	UPPER	NO	No Change
39113110202	MIDDLE	NO	MIDDLE	NO	No Change
39113115002	MIDDLE	NO	MIDDLE	NO	No Change
39113115011	MIDDLE	NO	MIDDLE	NO	No Change
39113115012	UPPER	NO	UPPER	NO	No Change
39113120101	UPPER	NO	MIDDLE	NO	UPPER to MIDDLE
39113120102	MIDDLE	NO	UPPER	NO	MIDDLE to UPPER
39113120103	UPPER	NO	MIDDLE	NO	UPPER to MIDDLE
39113125000	MIDDLE	NO	MIDDLE	NO	No Change
39113125101	MIDDLE	NO			Not Applicable
39113125102	MIDDLE	NO	MIDDLE	NO	No Change
39113125103			UPPER	NO	Not Applicable
39113125104			UPPER	NO	Not Applicable
39113130101	MIDDLE	NO	MIDDLE	NO	No Change
39113130102	MIDDLE	NO	MIDDLE	NO	No Change
39113140100	MIDDLE	NO	MIDDLE	NO	No Change
39113150100	MIDDLE	NO	MIDDLE	NO	No Change
39113160100	UPPER	NO	UPPER	NO	No Change
39113165000	MIDDLE	NO	MIDDLE	NO	No Change
39113165100	LOW	YES	LOW	YES	No Change
39113165200	MODERATE	YES	MODERATE	YES	No Change
39113980000	NA	NO	NA	NO	No Change



Montgomery, OHIO

Census Tract	2021		2022		Change in Tract Income Class from 2021 through 2022
	Tract Income Class	Minority Tract	Tract Income Class	Minority Tract	

Summary Data: Montgomery	2021	2022
Number of Census Tracts	153	156
Number of Minority Tracts	36	38
Percentage of Minority Tracts	23.53%	24.36%
Number of Low Income Tracts	24	24
Percentage of Low Income Tracts	15.69%	15.38%
Number of Moderate Income Tracts	36	39
Percentage of Moderate Income Tracts	23.53%	25.00%
Number of Middle Income Tracts	63	58
Percentage of Middle Income Tracts	41.18%	37.18%
Number of Upper Income Tracts	29	32
Percentage of Upper Income Tracts	18.95%	20.51%
Number of NA Income Tracts	1	3
Percentage of NA Income Tracts	0.65%	1.92%

Morgan, OHIO

Census Tract	2021		2022		Change in Tract Income Class from 2021 through 2022
	Tract Income Class	Minority Tract	Tract Income Class	Minority Tract	
39115968800	MIDDLE	NO	MIDDLE	NO	No Change
39115968900	MODERATE	NO	MODERATE	NO	No Change
39115969000	MIDDLE	NO	MODERATE	NO	MIDDLE to MODERATE

Morgan, OHIO

Census Tract	2021		2022		Change in Tract Income Class from 2021 through 2022
	Tract Income Class	Minority Tract	Tract Income Class	Minority Tract	
39115969100	MODERATE	NO	MODERATE	NO	No Change

Summary Data: Morgan	2021	2022
Number of Census Tracts	4	4
Number of Minority Tracts	0	0
Percentage of Minority Tracts	0.00%	0.00%
Number of Low Income Tracts	0	0
Percentage of Low Income Tracts	0.00%	0.00%
Number of Moderate Income Tracts	2	3
Percentage of Moderate Income Tracts	50.00%	75.00%
Number of Middle Income Tracts	2	1
Percentage of Middle Income Tracts	50.00%	25.00%
Number of Upper Income Tracts	0	0
Percentage of Upper Income Tracts	0.00%	0.00%
Number of NA Income Tracts	0	0
Percentage of NA Income Tracts	0.00%	0.00%

Morrow, OHIO

Census Tract	2021		2022		Change in Tract Income Class from 2021 through 2022
	Tract Income Class	Minority Tract	Tract Income Class	Minority Tract	
39117965000	MIDDLE	NO	MIDDLE	NO	No Change
39117965100	MIDDLE	NO	MIDDLE	NO	No Change



Morrow, OHIO

Census Tract	2021		2022		Change in Tract Income Class from 2021 through 2022
	Tract Income Class	Minority Tract	Tract Income Class	Minority Tract	
39117965200	MIDDLE	NO			Not Applicable
39117965201			MODERATE	NO	Not Applicable
39117965202			UPPER	NO	Not Applicable
39117965300	MIDDLE	NO	MODERATE	NO	MIDDLE to MODERATE
39117965400	MIDDLE	NO			Not Applicable
39117965401			MODERATE	NO	Not Applicable
39117965402			MODERATE	NO	Not Applicable
39117965500	MIDDLE	NO			Not Applicable
39117965501			MIDDLE	NO	Not Applicable
39117965502			MIDDLE	NO	Not Applicable

Morrow, OHIO

Census Tract	2021		2022		Change in Tract Income Class from 2021 through 2022
	Tract Income Class	Minority Tract	Tract Income Class	Minority Tract	

Summary Data: Morrow	2021	2022
Number of Census Tracts	6	9
Number of Minority Tracts	0	0
Percentage of Minority Tracts	0.00%	0.00%
Number of Low Income Tracts	0	0
Percentage of Low Income Tracts	0.00%	0.00%
Number of Moderate Income Tracts	0	4
Percentage of Moderate Income Tracts	0.00%	44.44%
Number of Middle Income Tracts	6	4
Percentage of Middle Income Tracts	100.00%	44.44%
Number of Upper Income Tracts	0	1
Percentage of Upper Income Tracts	0.00%	11.11%
Number of NA Income Tracts	0	0
Percentage of NA Income Tracts	0.00%	0.00%

Muskingum, OHIO

Census Tract	2021		2022		Change in Tract Income Class from 2021 through 2022
	Tract Income Class	Minority Tract	Tract Income Class	Minority Tract	
39119911000	MIDDLE	NO	MIDDLE	NO	No Change
39119911100	MIDDLE	NO	MIDDLE	NO	No Change
39119911200	MIDDLE	NO			Not Applicable



Muskingum, OHIO

Census Tract	2021		2022		Change in Tract Income Class from 2021 through 2022
	Tract Income Class	Minority Tract	Tract Income Class	Minority Tract	
39119911201			MIDDLE	NO	Not Applicable
39119911202			UPPER	NO	Not Applicable
39119911300	MIDDLE	NO	MIDDLE	NO	No Change
39119911400	LOW	NO	MODERATE	NO	LOW to MODERATE
39119911500	MIDDLE	NO	MIDDLE	NO	No Change
39119911600	MIDDLE	NO			Not Applicable
39119911601			UPPER	NO	Not Applicable
39119911602			MIDDLE	NO	Not Applicable
39119911700	MIDDLE	NO	MIDDLE	NO	No Change
39119911800	MIDDLE	NO	LOW	NO	MIDDLE to LOW
39119911900	MIDDLE	NO	MODERATE	NO	MIDDLE to MODERATE
39119912000	MODERATE	NO	MODERATE	NO	No Change
39119912100	MODERATE	NO	LOW	NO	MODERATE to LOW
39119912200	MODERATE	NO	MODERATE	NO	No Change
39119912300	MODERATE	NO	MIDDLE	NO	MODERATE to MIDDLE
39119912400	MIDDLE	NO	MODERATE	NO	MIDDLE to MODERATE
39119912500	MODERATE	NO	MIDDLE	NO	MODERATE to MIDDLE
39119912600	UPPER	NO	MIDDLE	NO	UPPER to MIDDLE
39119912700	UPPER	NO	MIDDLE	NO	UPPER to MIDDLE
39119912800	MIDDLE	NO	MIDDLE	NO	No Change

Muskingum, OHIO

Census Tract	2021		2022		Change in Tract Income Class from 2021 through 2022
	Tract Income Class	Minority Tract	Tract Income Class	Minority Tract	

Summary Data: Muskingum	2021	2022
Number of Census Tracts	19	21
Number of Minority Tracts	0	0
Percentage of Minority Tracts	0.00%	0.00%
Number of Low Income Tracts	1	2
Percentage of Low Income Tracts	5.26%	9.52%
Number of Moderate Income Tracts	5	5
Percentage of Moderate Income Tracts	26.32%	23.81%
Number of Middle Income Tracts	11	12
Percentage of Middle Income Tracts	57.89%	57.14%
Number of Upper Income Tracts	2	2
Percentage of Upper Income Tracts	10.53%	9.52%
Number of NA Income Tracts	0	0
Percentage of NA Income Tracts	0.00%	0.00%

Noble, OHIO

Census Tract	2021		2022		Change in Tract Income Class from 2021 through 2022
	Tract Income Class	Minority Tract	Tract Income Class	Minority Tract	
39121968300	MIDDLE	NO	MIDDLE	NO	No Change
39121968400	MIDDLE	NO			Not Applicable
39121968401			MIDDLE	NO	Not Applicable



Noble, OHIO

Census Tract	2021		2022		Change in Tract Income Class from 2021 through 2022
	Tract Income Class	Minority Tract	Tract Income Class	Minority Tract	
39121968402			NA	NO	Not Applicable
39121968500	MODERATE	NO	MIDDLE	NO	MODERATE to MIDDLE

Summary Data: Noble	2021	2022
Number of Census Tracts	3	4
Number of Minority Tracts	0	0
Percentage of Minority Tracts	0.00%	0.00%
Number of Low Income Tracts	0	0
Percentage of Low Income Tracts	0.00%	0.00%
Number of Moderate Income Tracts	1	0
Percentage of Moderate Income Tracts	33.33%	0.00%
Number of Middle Income Tracts	2	3
Percentage of Middle Income Tracts	66.67%	75.00%
Number of Upper Income Tracts	0	0
Percentage of Upper Income Tracts	0.00%	0.00%
Number of NA Income Tracts	0	1
Percentage of NA Income Tracts	0.00%	25.00%

Ottawa, OHIO

Census Tract	2021		2022		Change in Tract Income Class from 2021 through 2022
	Tract Income Class	Minority Tract	Tract Income Class	Minority Tract	
39123050201	UPPER	NO	MIDDLE	NO	UPPER to MIDDLE
39123050202	UPPER	NO	UPPER	NO	No Change
39123050301	MIDDLE	NO	MIDDLE	NO	No Change
39123050302	MIDDLE	NO	UPPER	NO	MIDDLE to UPPER
39123050500	MIDDLE	NO	MIDDLE	NO	No Change
39123050600	MIDDLE	NO	MIDDLE	NO	No Change
39123050700	MIDDLE	NO	MIDDLE	NO	No Change
39123050800	MIDDLE	NO	UPPER	NO	MIDDLE to UPPER
39123050900	UPPER	NO	UPPER	NO	No Change
39123051000	MIDDLE	NO	MIDDLE	NO	No Change
39123051100	MIDDLE	NO	UPPER	NO	MIDDLE to UPPER
39123051200	MIDDLE	NO			Not Applicable
39123051201			MIDDLE	NO	Not Applicable
39123051202			MODERATE	NO	Not Applicable
39123051203			NA	NO	Not Applicable

Ottawa, OHIO

Census Tract	2021		2022		Change in Tract Income Class from 2021 through 2022
	Tract Income Class	Minority Tract	Tract Income Class	Minority Tract	
39123050100	UPPER	NO	UPPER	NO	No Change



Ottawa, OHIO

Census Tract	2021		2022		Change in Tract Income Class from 2021 through 2022
	Tract Income Class	Minority Tract	Tract Income Class	Minority Tract	

Summary Data: Ottawa	2021	2022
Number of Census Tracts	13	15
Number of Minority Tracts	0	0
Percentage of Minority Tracts	0.00%	0.00%
Number of Low Income Tracts	0	0
Percentage of Low Income Tracts	0.00%	0.00%
Number of Moderate Income Tracts	0	1
Percentage of Moderate Income Tracts	0.00%	6.67%
Number of Middle Income Tracts	9	7
Percentage of Middle Income Tracts	69.23%	46.67%
Number of Upper Income Tracts	4	6
Percentage of Upper Income Tracts	30.77%	40.00%
Number of NA Income Tracts	0	1
Percentage of NA Income Tracts	0.00%	6.67%

Paulding, OHIO

Census Tract	2021		2022		Change in Tract Income Class from 2021 through 2022
	Tract Income Class	Minority Tract	Tract Income Class	Minority Tract	
39125960100	UPPER	NO	MIDDLE	NO	UPPER to MIDDLE
39125960200	MIDDLE	NO	MIDDLE	NO	No Change
39125960300	MIDDLE	NO	MIDDLE	NO	No Change

Paulding, OHIO

Census Tract	2021		2022		Change in Tract Income Class from 2021 through 2022
	Tract Income Class	Minority Tract	Tract Income Class	Minority Tract	
39125960400	MIDDLE	NO	MIDDLE	NO	No Change
39125960500	MIDDLE	NO	MIDDLE	NO	No Change

Summary Data: Paulding	2021	2022
Number of Census Tracts	5	5
Number of Minority Tracts	0	0
Percentage of Minority Tracts	0.00%	0.00%
Number of Low Income Tracts	0	0
Percentage of Low Income Tracts	0.00%	0.00%
Number of Moderate Income Tracts	0	0
Percentage of Moderate Income Tracts	0.00%	0.00%
Number of Middle Income Tracts	4	5
Percentage of Middle Income Tracts	80.00%	100.00%
Number of Upper Income Tracts	1	0
Percentage of Upper Income Tracts	20.00%	0.00%
Number of NA Income Tracts	0	0
Percentage of NA Income Tracts	0.00%	0.00%

Perry, OHIO

Census Tract	2021		2022		Change in Tract Income Class from 2021 through 2022
	Tract Income Class	Minority Tract	Tract Income Class	Minority Tract	
39127965800	MIDDLE	NO			Not Applicable



Perry, OHIO

Census Tract	2021		2022		Change in Tract Income Class from 2021 through 2022
	Tract Income Class	Minority Tract	Tract Income Class	Minority Tract	
39127965801			MIDDLE	NO	Not Applicable
39127965802			MIDDLE	NO	Not Applicable
39127965900	MIDDLE	NO			Not Applicable
39127965901			MODERATE	NO	Not Applicable
39127965902			MODERATE	NO	Not Applicable
39127966000	MODERATE	NO	LOW	NO	MODERATE to LOW
39127966100	MODERATE	NO	MODERATE	NO	No Change
39127966200	MODERATE	NO	MODERATE	NO	No Change
39127966300	LOW	NO			Not Applicable
39127966301			MODERATE	NO	Not Applicable
39127966302			MODERATE	NO	Not Applicable

Perry, OHIO

Census Tract	2021		2022		Change in Tract Income Class from 2021 through 2022
	Tract Income Class	Minority Tract	Tract Income Class	Minority Tract	

Summary Data: Perry	2021	2022
Number of Census Tracts	6	9
Number of Minority Tracts	0	0
Percentage of Minority Tracts	0.00%	0.00%
Number of Low Income Tracts	1	1
Percentage of Low Income Tracts	16.67%	11.11%
Number of Moderate Income Tracts	3	6
Percentage of Moderate Income Tracts	50.00%	66.67%
Number of Middle Income Tracts	2	2
Percentage of Middle Income Tracts	33.33%	22.22%
Number of Upper Income Tracts	0	0
Percentage of Upper Income Tracts	0.00%	0.00%
Number of NA Income Tracts	0	0
Percentage of NA Income Tracts	0.00%	0.00%

Pickaway, OHIO

Census Tract	2021		2022		Change in Tract Income Class from 2021 through 2022
	Tract Income Class	Minority Tract	Tract Income Class	Minority Tract	
39129020100	MODERATE	NO	MODERATE	NO	No Change
39129020200	MODERATE	NO	MODERATE	NO	No Change
39129020310	MODERATE	NO	MODERATE	NO	No Change



Pickaway, OHIO

Census Tract	2021		2022		Change in Tract Income Class from 2021 through 2022
	Tract Income Class	Minority Tract	Tract Income Class	Minority Tract	
39129020320	MIDDLE	NO	MIDDLE	NO	No Change
39129020400	MODERATE	NO	LOW	NO	MODERATE to LOW
39129021100	MIDDLE	NO			Not Applicable
39129021101			UPPER	NO	Not Applicable
39129021102			MIDDLE	NO	Not Applicable
39129021200	MIDDLE	NO			Not Applicable
39129021201			MIDDLE	NO	Not Applicable
39129021202			MODERATE	NO	Not Applicable
39129021300	NA	NO	NA	NO	No Change
39129021401	MIDDLE	NO	MIDDLE	NO	No Change
39129021402	MIDDLE	NO			Not Applicable
39129021403			UPPER	NO	Not Applicable
39129021404			MIDDLE	NO	Not Applicable
39129021500	UPPER	NO	MODERATE	NO	UPPER to MODERATE
39129021600	MODERATE	NO	MIDDLE	NO	MODERATE to MIDDLE
39129021700	MIDDLE	NO	MIDDLE	NO	No Change

Pickaway, OHIO

Census Tract	2021		2022		Change in Tract Income Class from 2021 through 2022
	Tract Income Class	Minority Tract	Tract Income Class	Minority Tract	

Summary Data: Pickaway	2021	2022
Number of Census Tracts	13	16
Number of Minority Tracts	0	0
Percentage of Minority Tracts	0.00%	0.00%
Number of Low Income Tracts	0	1
Percentage of Low Income Tracts	0.00%	6.25%
Number of Moderate Income Tracts	5	5
Percentage of Moderate Income Tracts	38.46%	31.25%
Number of Middle Income Tracts	6	7
Percentage of Middle Income Tracts	46.15%	43.75%
Number of Upper Income Tracts	1	2
Percentage of Upper Income Tracts	7.69%	12.50%
Number of NA Income Tracts	1	1
Percentage of NA Income Tracts	7.69%	6.25%

Pike, OHIO

Census Tract	2021		2022		Change in Tract Income Class from 2021 through 2022
	Tract Income Class	Minority Tract	Tract Income Class	Minority Tract	
39131952200	MIDDLE	NO	MIDDLE	NO	No Change
39131952300	MODERATE	NO	MIDDLE	NO	MODERATE to MIDDLE
39131952400	MIDDLE	NO	MIDDLE	NO	No Change



Pike, OHIO

Census Tract	2021		2022		Change in Tract Income Class from 2021 through 2022
	Tract Income Class	Minority Tract	Tract Income Class	Minority Tract	
39131952500	MIDDLE	NO	UPPER	NO	MIDDLE to UPPER
39131952600	MODERATE	NO			Not Applicable
39131952601			MODERATE	NO	Not Applicable
39131952602			MIDDLE	NO	Not Applicable
39131952700	MIDDLE	NO	MIDDLE	NO	No Change

Summary Data: Pike	2021	2022
Number of Census Tracts	6	7
Number of Minority Tracts	0	0
Percentage of Minority Tracts	0.00%	0.00%
Number of Low Income Tracts	0	0
Percentage of Low Income Tracts	0.00%	0.00%
Number of Moderate Income Tracts	2	1
Percentage of Moderate Income Tracts	33.33%	14.29%
Number of Middle Income Tracts	4	5
Percentage of Middle Income Tracts	66.67%	71.43%
Number of Upper Income Tracts	0	1
Percentage of Upper Income Tracts	0.00%	14.29%
Number of NA Income Tracts	0	0
Percentage of NA Income Tracts	0.00%	0.00%

Portage, OHIO

Census Tract	2021		2022		Change in Tract Income Class from 2021 through 2022
	Tract Income Class	Minority Tract	Tract Income Class	Minority Tract	
39133600102	MIDDLE	NO	MIDDLE	NO	No Change
39133600103	MIDDLE	NO	MIDDLE	NO	No Change
39133600200	MIDDLE	NO	MIDDLE	NO	No Change
39133600301	UPPER	NO			Not Applicable
39133600302	UPPER	NO	UPPER	NO	No Change
39133600303			UPPER	NO	Not Applicable
39133600304			UPPER	NO	Not Applicable
39133600401	MIDDLE	NO	MIDDLE	NO	No Change
39133600402	UPPER	NO	UPPER	NO	No Change
39133600403	MIDDLE	NO	MIDDLE	NO	No Change
39133600500	MIDDLE	NO	MIDDLE	NO	No Change
39133600602	MIDDLE	NO	MODERATE	NO	MIDDLE to MODERATE
39133600603	MODERATE	NO	MODERATE	NO	No Change
39133600703	MODERATE	NO	MIDDLE	NO	MODERATE to MIDDLE
39133600704	MIDDLE	NO	MIDDLE	NO	No Change
39133600705	MIDDLE	NO	MIDDLE	NO	No Change
39133600706	MIDDLE	NO	UPPER	NO	MIDDLE to UPPER
39133600800	MIDDLE	NO	MODERATE	NO	MIDDLE to MODERATE
39133600901	MODERATE	NO	MODERATE	NO	No Change
39133600902	MODERATE	NO	MODERATE	NO	No Change
39133601000	MODERATE	NO	MODERATE	NO	No Change
39133601100	MIDDLE	NO	MIDDLE	NO	No Change
39133601200	MIDDLE	NO	MIDDLE	NO	No Change
39133601300	MIDDLE	NO	UPPER	NO	MIDDLE to UPPER
39133601400	MODERATE	NO	MODERATE	NO	No Change
39133601501	UPPER	NO	MIDDLE	NO	UPPER to MIDDLE
39133601502	LOW	NO	NA	NO	LOW to NA



Portage, OHIO

Census Tract	2021		2022		Change in Tract Income Class from 2021 through 2022
	Tract Income Class	Minority Tract	Tract Income Class	Minority Tract	
39133601503	MIDDLE	NO	MODERATE	NO	MIDDLE to MODERATE
39133601600	MIDDLE	NO	MIDDLE	NO	No Change
39133601701	MIDDLE	NO			Not Applicable
39133601702	MIDDLE	NO	MIDDLE	NO	No Change
39133601703			MIDDLE	NO	Not Applicable
39133601704			MIDDLE	NO	Not Applicable
39133601801	MIDDLE	NO	MIDDLE	NO	No Change
39133601802	MIDDLE	NO	MIDDLE	NO	No Change
39133601901	MIDDLE	NO	MIDDLE	NO	No Change
39133601902	MIDDLE	NO	MIDDLE	NO	No Change
39133602000	MIDDLE	NO	MIDDLE	NO	No Change
39133602100	MIDDLE	NO			Not Applicable
39133602101			MIDDLE	NO	Not Applicable
39133602102			MIDDLE	NO	Not Applicable

Portage, OHIO

Census Tract	2021		2022		Change in Tract Income Class from 2021 through 2022
	Tract Income Class	Minority Tract	Tract Income Class	Minority Tract	

Summary Data: Portage	2021	2022
Number of Census Tracts	35	38
Number of Minority Tracts	0	0
Percentage of Minority Tracts	0.00%	0.00%
Number of Low Income Tracts	1	0
Percentage of Low Income Tracts	2.86%	0.00%
Number of Moderate Income Tracts	6	8
Percentage of Moderate Income Tracts	17.14%	21.05%
Number of Middle Income Tracts	24	23
Percentage of Middle Income Tracts	68.57%	60.53%
Number of Upper Income Tracts	4	6
Percentage of Upper Income Tracts	11.43%	15.79%
Number of NA Income Tracts	0	1
Percentage of NA Income Tracts	0.00%	2.63%

Preble, OHIO

Census Tract	2021		2022		Change in Tract Income Class from 2021 through 2022
	Tract Income Class	Minority Tract	Tract Income Class	Minority Tract	
39135400100	MIDDLE	NO	MIDDLE	NO	No Change
39135410100	MIDDLE	NO	MIDDLE	NO	No Change
39135420100	MIDDLE	NO	MIDDLE	NO	No Change



Preble, OHIO

Census Tract	2021		2022		Change in Tract Income Class from 2021 through 2022
	Tract Income Class	Minority Tract	Tract Income Class	Minority Tract	
39135430100	MIDDLE	NO	UPPER	NO	MIDDLE to UPPER
39135440100	MIDDLE	NO	MIDDLE	NO	No Change
39135450100	MIDDLE	NO	UPPER	NO	MIDDLE to UPPER
39135455001	MODERATE	NO	MIDDLE	NO	MODERATE to MIDDLE
39135455002	MODERATE	NO	MIDDLE	NO	MODERATE to MIDDLE
39135460100	MIDDLE	NO	MIDDLE	NO	No Change
39135470101	UPPER	NO	UPPER	NO	No Change
39135470102	MIDDLE	NO	MIDDLE	NO	No Change
39135480100	UPPER	NO	UPPER	NO	No Change

Preble, OHIO

Census Tract	2021		2022		Change in Tract Income Class from 2021 through 2022
	Tract Income Class	Minority Tract	Tract Income Class	Minority Tract	

Summary Data: Preble	2021	2022
Number of Census Tracts	12	12
Number of Minority Tracts	0	0
Percentage of Minority Tracts	0.00%	0.00%
Number of Low Income Tracts	0	0
Percentage of Low Income Tracts	0.00%	0.00%
Number of Moderate Income Tracts	2	0
Percentage of Moderate Income Tracts	16.67%	0.00%
Number of Middle Income Tracts	8	8
Percentage of Middle Income Tracts	66.67%	66.67%
Number of Upper Income Tracts	2	4
Percentage of Upper Income Tracts	16.67%	33.33%
Number of NA Income Tracts	0	0
Percentage of NA Income Tracts	0.00%	0.00%

Putnam, OHIO

Census Tract	2021		2022		Change in Tract Income Class from 2021 through 2022
	Tract Income Class	Minority Tract	Tract Income Class	Minority Tract	
39137030100	MIDDLE	NO	MIDDLE	NO	No Change
39137030200	UPPER	NO	UPPER	NO	No Change
39137030300	UPPER	NO			Not Applicable



Putnam, OHIO

Census Tract	2021		2022		Change in Tract Income Class from 2021 through 2022
	Tract Income Class	Minority Tract	Tract Income Class	Minority Tract	
39137030301			MIDDLE	NO	Not Applicable
39137030302			UPPER	NO	Not Applicable
39137030400	UPPER	NO	MIDDLE	NO	UPPER to MIDDLE
39137030500	UPPER	NO	UPPER	NO	No Change
39137030600	UPPER	NO	UPPER	NO	No Change
39137030700	UPPER	NO	UPPER	NO	No Change

Summary Data: Putnam	2021	2022
Number of Census Tracts	7	8
Number of Minority Tracts	0	0
Percentage of Minority Tracts	0.00%	0.00%
Number of Low Income Tracts	0	0
Percentage of Low Income Tracts	0.00%	0.00%
Number of Moderate Income Tracts	0	0
Percentage of Moderate Income Tracts	0.00%	0.00%
Number of Middle Income Tracts	1	3
Percentage of Middle Income Tracts	14.29%	37.50%
Number of Upper Income Tracts	6	5
Percentage of Upper Income Tracts	85.71%	62.50%
Number of NA Income Tracts	0	0
Percentage of NA Income Tracts	0.00%	0.00%

Richland, OHIO

Census Tract	2021		2022		Change in Tract Income Class from 2021 through 2022
	Tract Income Class	Minority Tract	Tract Income Class	Minority Tract	
39139000400	MODERATE	NO	LOW	NO	MODERATE to LOW
39139000500	MODERATE	NO	MODERATE	NO	No Change
39139000600	MODERATE	NO	MODERATE	NO	No Change
39139000700	LOW	YES	MODERATE	YES	LOW to MODERATE
39139000800	MIDDLE	NO	LOW	NO	MIDDLE to LOW
39139000900	MIDDLE	NO	MIDDLE	NO	No Change
39139001000	MODERATE	NO	LOW	NO	MODERATE to LOW
39139001100	MIDDLE	NO	MIDDLE	NO	No Change
39139001200	MIDDLE	NO	UPPER	NO	MIDDLE to UPPER
39139001300	MIDDLE	NO	MIDDLE	NO	No Change
39139001400	MODERATE	NO	MODERATE	NO	No Change
39139001500	MODERATE	NO	MODERATE	NO	No Change
39139001600	MODERATE	NO	MODERATE	NO	No Change
39139001700	MIDDLE	YES	NA	YES	MIDDLE to NA
39139001800	MIDDLE	NO	MIDDLE	NO	No Change
39139001900	MIDDLE	NO	MIDDLE	NO	No Change
39139002000	MIDDLE	NO	MIDDLE	NO	No Change
39139002101	MIDDLE	NO	MIDDLE	NO	No Change
39139002102	UPPER	NO	UPPER	NO	No Change
39139002200	UPPER	NO	UPPER	NO	No Change
39139002300	MIDDLE	NO	MIDDLE	NO	No Change
39139002400	UPPER	NO	UPPER	NO	No Change
39139002500	MIDDLE	NO	MIDDLE	NO	No Change
39139002600	MIDDLE	NO	MIDDLE	NO	No Change
39139002700	UPPER	NO	UPPER	NO	No Change
39139002800	MIDDLE	NO	MIDDLE	NO	No Change
39139002900	MIDDLE	NO	UPPER	NO	MIDDLE to UPPER



Richland, OHIO

Census Tract	2021		2022		Change in Tract Income Class from 2021 through 2022
	Tract Income Class	Minority Tract	Tract Income Class	Minority Tract	
39139003001	UPPER	NO	MIDDLE	NO	UPPER to MIDDLE
39139003002	MIDDLE	NO	MIDDLE	NO	No Change
39139003100	LOW	NO	MODERATE	NO	LOW to MODERATE

Summary Data: Richland	2021	2022
Number of Census Tracts	30	30
Number of Minority Tracts	2	2
Percentage of Minority Tracts	6.67%	6.67%
Number of Low Income Tracts	2	3
Percentage of Low Income Tracts	6.67%	10.00%
Number of Moderate Income Tracts	7	7
Percentage of Moderate Income Tracts	23.33%	23.33%
Number of Middle Income Tracts	16	13
Percentage of Middle Income Tracts	53.33%	43.33%
Number of Upper Income Tracts	5	6
Percentage of Upper Income Tracts	16.67%	20.00%
Number of NA Income Tracts	0	1
Percentage of NA Income Tracts	0.00%	3.33%

Ross, OHIO

Census Tract	2021		2022		Change in Tract Income Class from 2021 through 2022
	Tract Income Class	Minority Tract	Tract Income Class	Minority Tract	
39141955500	UPPER	NO	MIDDLE	NO	UPPER to MIDDLE
39141955601	UPPER	NO			Not Applicable
39141955602	MIDDLE	NO			Not Applicable
39141955603	MIDDLE	NO	MIDDLE	NO	No Change
39141955604			MIDDLE	NO	Not Applicable
39141955700	MODERATE	NO	MIDDLE	NO	MODERATE to MIDDLE
39141955800	MIDDLE	NO			Not Applicable
39141955801			UPPER	NO	Not Applicable
39141955802			MIDDLE	NO	Not Applicable
39141955900	UPPER	NO	UPPER	NO	No Change
39141956000	MIDDLE	NO	UPPER	NO	MIDDLE to UPPER
39141956100	MIDDLE	NO	MIDDLE	NO	No Change
39141956200	MIDDLE	NO	MIDDLE	NO	No Change
39141956300	MODERATE	NO	MODERATE	NO	No Change
39141956400	MODERATE	NO	MODERATE	NO	No Change
39141956500	MODERATE	NO	MODERATE	NO	No Change
39141956600	MIDDLE	NO	MIDDLE	NO	No Change
39141956700	MIDDLE	NO	MIDDLE	NO	No Change
39141956800	MIDDLE	NO	MIDDLE	NO	No Change
39141956900	MIDDLE	NO	MODERATE	NO	MIDDLE to MODERATE

Ross, OHIO

Census Tract	2021		2022		Change in Tract Income Class from 2021 through 2022
	Tract Income Class	Minority Tract	Tract Income Class	Minority Tract	



Ross, OHIO

Census Tract	2021		2022		Change in Tract Income Class from 2021 through 2022
	Tract Income Class	Minority Tract	Tract Income Class	Minority Tract	

Summary Data: Ross	2021	2022
Number of Census Tracts	17	17
Number of Minority Tracts	0	0
Percentage of Minority Tracts	0.00%	0.00%
Number of Low Income Tracts	0	0
Percentage of Low Income Tracts	0.00%	0.00%
Number of Moderate Income Tracts	4	4
Percentage of Moderate Income Tracts	23.53%	23.53%
Number of Middle Income Tracts	10	10
Percentage of Middle Income Tracts	58.82%	58.82%
Number of Upper Income Tracts	3	3
Percentage of Upper Income Tracts	17.65%	17.65%
Number of NA Income Tracts	0	0
Percentage of NA Income Tracts	0.00%	0.00%

Sandusky, OHIO

Census Tract	2021		2022		Change in Tract Income Class from 2021 through 2022
	Tract Income Class	Minority Tract	Tract Income Class	Minority Tract	
39143961100	MIDDLE	NO	MIDDLE	NO	No Change
39143961200	UPPER	NO	UPPER	NO	No Change
39143961300	MIDDLE	NO	MIDDLE	NO	No Change
39143961400	MODERATE	NO	MIDDLE	NO	MODERATE to MIDDLE
39143961500	MIDDLE	NO	MODERATE	NO	MIDDLE to MODERATE
39143961600	MODERATE	NO	MODERATE	NO	No Change
39143961700	MIDDLE	NO	MIDDLE	NO	No Change
39143961800	MODERATE	NO	MIDDLE	NO	MODERATE to MIDDLE
39143961900	MIDDLE	NO	MIDDLE	NO	No Change
39143962000	MIDDLE	NO	MIDDLE	NO	No Change
39143962100	MIDDLE	NO	UPPER	NO	MIDDLE to UPPER
39143962200	MIDDLE	NO	MIDDLE	NO	No Change

Sandusky, OHIO

Census Tract	2021		2022		Change in Tract Income Class from 2021 through 2022
	Tract Income Class	Minority Tract	Tract Income Class	Minority Tract	
39143960800	MIDDLE	NO	MIDDLE	NO	No Change
39143960900	MIDDLE	NO	UPPER	NO	MIDDLE to UPPER
39143961000	UPPER	NO	UPPER	NO	No Change



Sandusky, OHIO

Census Tract	2021		2022		Change in Tract Income Class from 2021 through 2022
	Tract Income Class	Minority Tract	Tract Income Class	Minority Tract	
Summary Data: Sandusky					
		2021		2022	
Number of Census Tracts		15		15	
Number of Minority Tracts		0		0	
Percentage of Minority Tracts		0.00%		0.00%	
Number of Low Income Tracts		0		0	
Percentage of Low Income Tracts		0.00%		0.00%	
Number of Moderate Income Tracts		3		2	
Percentage of Moderate Income Tracts		20.00%		13.33%	
Number of Middle Income Tracts		10		9	
Percentage of Middle Income Tracts		66.67%		60.00%	
Number of Upper Income Tracts		2		4	
Percentage of Upper Income Tracts		13.33%		26.67%	
Number of NA Income Tracts		0		0	
Percentage of NA Income Tracts		0.00%		0.00%	

Scioto, OHIO

Census Tract	2021		2022		Change in Tract Income Class from 2021 through 2022
	Tract Income Class	Minority Tract	Tract Income Class	Minority Tract	
39145002400	MIDDLE	NO	MODERATE	NO	MIDDLE to MODERATE
39145002500	MIDDLE	NO	MIDDLE	NO	No Change
39145002600	MIDDLE	NO	MIDDLE	NO	No Change
39145002700	UPPER	NO	MIDDLE	NO	UPPER to MIDDLE
39145002800	MIDDLE	NO	MIDDLE	NO	No Change
39145002900	UPPER	NO			Not Applicable
39145002901			MIDDLE	NO	Not Applicable
39145002902			MIDDLE	NO	Not Applicable
39145003000	MODERATE	NO	MODERATE	NO	No Change
39145003100	MODERATE	NO	MODERATE	NO	No Change
39145003200	MODERATE	NO	LOW	NO	MODERATE to LOW
39145003300	MIDDLE	NO	MIDDLE	NO	No Change
39145003400	MODERATE	NO	MODERATE	NO	No Change
39145003500	MODERATE	NO	LOW	NO	MODERATE to LOW
39145003600	LOW	NO	LOW	NO	No Change
39145003700	MODERATE	NO	LOW	NO	MODERATE to LOW
39145003800	MIDDLE	NO	MIDDLE	NO	No Change
39145003900	MODERATE	NO	MODERATE	NO	No Change
39145004000	MIDDLE	NO	MIDDLE	NO	No Change

Scioto, OHIO

Census Tract	2021		2022		Change in Tract Income Class from 2021 through 2022
	Tract Income Class	Minority Tract	Tract Income Class	Minority Tract	
39145002100	MIDDLE	NO	MIDDLE	NO	No Change
39145002200	MIDDLE	NO	MODERATE	NO	MIDDLE to MODERATE
39145002300	MODERATE	NO	MIDDLE	NO	MODERATE to MIDDLE



Scioto, OHIO

Census Tract	2021		2022		Change in Tract Income Class from 2021 through 2022
	Tract Income Class	Minority Tract	Tract Income Class	Minority Tract	


Summary Data: Scioto	2021	2022
Number of Census Tracts	20	21
Number of Minority Tracts	0	0
Percentage of Minority Tracts	0.00%	0.00%
Number of Low Income Tracts	1	4
Percentage of Low Income Tracts	5.00%	19.05%
Number of Moderate Income Tracts	8	6
Percentage of Moderate Income Tracts	40.00%	28.57%
Number of Middle Income Tracts	9	11
Percentage of Middle Income Tracts	45.00%	52.38%
Number of Upper Income Tracts	2	0
Percentage of Upper Income Tracts	10.00%	0.00%
Number of NA Income Tracts	0	0
Percentage of NA Income Tracts	0.00%	0.00%

Seneca, OHIO

Census Tract	2021		2022		Change in Tract Income Class from 2021 through 2022
	Tract Income Class	Minority Tract	Tract Income Class	Minority Tract	
39147962800	MIDDLE	NO	MODERATE	NO	MIDDLE to MODERATE
39147962900	MODERATE	NO	MIDDLE	NO	MODERATE to MIDDLE
39147963000	MODERATE	NO	MIDDLE	NO	MODERATE to MIDDLE
39147963100	UPPER	NO	MIDDLE	NO	UPPER to MIDDLE
39147963200	MIDDLE	NO	MODERATE	NO	MIDDLE to MODERATE
39147963300	MIDDLE	NO	MIDDLE	NO	No Change
39147963400	MODERATE	NO	MIDDLE	NO	MODERATE to MIDDLE
39147963500	MIDDLE	NO	MODERATE	NO	MIDDLE to MODERATE
39147963600	MIDDLE	NO	MIDDLE	NO	No Change
39147963700	UPPER	NO	MIDDLE	NO	UPPER to MIDDLE
39147963800	MIDDLE	NO	UPPER	NO	MIDDLE to UPPER

Seneca, OHIO

Census Tract	2021		2022		Change in Tract Income Class from 2021 through 2022
	Tract Income Class	Minority Tract	Tract Income Class	Minority Tract	
39147962500	MIDDLE	NO	MIDDLE	NO	No Change
39147962600	UPPER	NO	MIDDLE	NO	UPPER to MIDDLE
39147962700	MIDDLE	NO	MIDDLE	NO	No Change



Seneca, OHIO

Census Tract	2021		2022		Change in Tract Income Class from 2021 through 2022
	Tract Income Class	Minority Tract	Tract Income Class	Minority Tract	

Summary Data: Seneca	2021	2022
Number of Census Tracts	14	14
Number of Minority Tracts	0	0
Percentage of Minority Tracts	0.00%	0.00%
Number of Low Income Tracts	0	0
Percentage of Low Income Tracts	0.00%	0.00%
Number of Moderate Income Tracts	3	3
Percentage of Moderate Income Tracts	21.43%	21.43%
Number of Middle Income Tracts	8	10
Percentage of Middle Income Tracts	57.14%	71.43%
Number of Upper Income Tracts	3	1
Percentage of Upper Income Tracts	21.43%	7.14%
Number of NA Income Tracts	0	0
Percentage of NA Income Tracts	0.00%	0.00%

Shelby, OHIO

Census Tract	2021		2022		Change in Tract Income Class from 2021 through 2022
	Tract Income Class	Minority Tract	Tract Income Class	Minority Tract	
39149971400	UPPER	NO	MIDDLE	NO	UPPER to MIDDLE
39149971500	UPPER	NO	UPPER	NO	No Change
39149971600	UPPER	NO	MIDDLE	NO	UPPER to MIDDLE

Shelby, OHIO

Census Tract	2021		2022		Change in Tract Income Class from 2021 through 2022
	Tract Income Class	Minority Tract	Tract Income Class	Minority Tract	
39149971700	UPPER	NO	UPPER	NO	No Change
39149971800	MIDDLE	NO	MIDDLE	NO	No Change
39149971900	MIDDLE	NO	MIDDLE	NO	No Change
39149972000	MODERATE	NO	MIDDLE	NO	MODERATE to MIDDLE
39149972100	UPPER	NO	UPPER	NO	No Change
39149972200	UPPER	NO	MIDDLE	NO	UPPER to MIDDLE
39149972300	UPPER	NO	UPPER	NO	No Change

Summary Data: Shelby	2021	2022
Number of Census Tracts	10	10
Number of Minority Tracts	0	0
Percentage of Minority Tracts	0.00%	0.00%
Number of Low Income Tracts	0	0
Percentage of Low Income Tracts	0.00%	0.00%
Number of Moderate Income Tracts	1	0
Percentage of Moderate Income Tracts	10.00%	0.00%
Number of Middle Income Tracts	2	6
Percentage of Middle Income Tracts	20.00%	60.00%
Number of Upper Income Tracts	7	4
Percentage of Upper Income Tracts	70.00%	40.00%
Number of NA Income Tracts	0	0
Percentage of NA Income Tracts	0.00%	0.00%



GeoDataVision Report D-1 Census Tract Reference Book 2021/2022: OHIO

Stark, OHIO

Census Tract	2021		2022		Change in Tract Income Class from 2021 through 2022
	Tract Income Class	Minority Tract	Tract Income Class	Minority Tract	
39151700100	NA	NO	MODERATE	NO	NA to MODERATE
39151700200	MODERATE	NO	LOW	NO	MODERATE to LOW
39151700300	LOW	NO	MODERATE	NO	LOW to MODERATE
39151700400	MODERATE	NO	MODERATE	NO	No Change
39151700500	LOW	YES	LOW	YES	No Change
39151700600	MIDDLE	NO	MODERATE	NO	MIDDLE to MODERATE
39151700700	MIDDLE	NO			Not Applicable
39151700701			MIDDLE	NO	Not Applicable
39151700702			MODERATE	NO	Not Applicable
39151700800	MODERATE	NO	MODERATE	NO	No Change
39151701000	MODERATE	NO	MODERATE	NO	No Change
39151701100	MIDDLE	NO	MIDDLE	NO	No Change
39151701200	MODERATE	NO	MIDDLE	NO	MODERATE to MIDDLE
39151701300	LOW	NO	MODERATE	NO	LOW to MODERATE
39151701500	LOW	NO	MODERATE	NO	LOW to MODERATE
39151701700	LOW	NO	LOW	NO	No Change
39151701800	LOW	YES	LOW	YES	No Change
39151702100	MODERATE	YES	MODERATE	YES	No Change
39151702300	LOW	YES	LOW	YES	No Change
39151702500	MODERATE	NO	MODERATE	NO	No Change
39151710200	MODERATE	NO	LOW	NO	MODERATE to LOW
39151710300	MODERATE	NO	MIDDLE	NO	MODERATE to MIDDLE
39151710400	LOW	NO	LOW	NO	No Change
39151710500	MODERATE	NO	MODERATE	NO	No Change
39151710600	MIDDLE	NO	MIDDLE	NO	No Change
39151710700	MIDDLE	NO	MIDDLE	NO	No Change
39151710800	MIDDLE	NO	MIDDLE	NO	No Change

Stark, OHIO

Census Tract	2021		2022		Change in Tract Income Class from 2021 through 2022
	Tract Income Class	Minority Tract	Tract Income Class	Minority Tract	
39151710900	UPPER	NO	UPPER	NO	No Change
39151711000	MIDDLE	NO			Not Applicable
39151711001			MIDDLE	NO	Not Applicable
39151711002			UPPER	NO	Not Applicable
39151711111	MIDDLE	NO	UPPER	NO	MIDDLE to UPPER
39151711112	UPPER	NO	UPPER	NO	No Change
39151711121	UPPER	NO	UPPER	NO	No Change
39151711122	UPPER	NO	UPPER	NO	No Change
39151711202	MIDDLE	NO	MIDDLE	NO	No Change
39151711211	MIDDLE	NO	UPPER	NO	MIDDLE to UPPER
39151711212	MIDDLE	NO	UPPER	NO	MIDDLE to UPPER
39151711311	UPPER	NO			Not Applicable
39151711312	UPPER	NO	UPPER	NO	No Change
39151711321	UPPER	NO	UPPER	NO	No Change
39151711322	MIDDLE	NO	MIDDLE	NO	No Change
39151711323			UPPER	NO	Not Applicable
39151711324			UPPER	NO	Not Applicable
39151711402	UPPER	NO	UPPER	NO	No Change
39151711411	UPPER	NO	UPPER	NO	No Change
39151711412	MIDDLE	NO	MIDDLE	NO	No Change
39151711501	UPPER	NO	UPPER	NO	No Change
39151711502	MIDDLE	NO	MIDDLE	NO	No Change
39151711600	MIDDLE	NO	MIDDLE	NO	No Change
39151711700	MIDDLE	NO	MODERATE	NO	MIDDLE to MODERATE
39151711800	MIDDLE	NO	MIDDLE	NO	No Change
39151711900	MIDDLE	NO	MIDDLE	NO	No Change
39151712000	MIDDLE	NO	MIDDLE	NO	No Change



Stark, OHIO					
Census Tract	2021		2022		Change in Tract Income Class from 2021 through 2022
	Tract Income Class	Minority Tract	Tract Income Class	Minority Tract	
39151712102	MIDDLE	NO	UPPER	NO	MIDDLE to UPPER
39151712111	UPPER	NO			Not Applicable
39151712112	UPPER	NO	UPPER	NO	No Change
39151712113			UPPER	NO	Not Applicable
39151712114			UPPER	NO	Not Applicable
39151712201	MIDDLE	NO	MIDDLE	NO	No Change
39151712202	UPPER	NO	UPPER	NO	No Change
39151712300	MIDDLE	NO	MIDDLE	NO	No Change
39151712400	MIDDLE	NO	MIDDLE	NO	No Change
39151712500	MIDDLE	NO	MIDDLE	NO	No Change
39151712601	MIDDLE	NO	MIDDLE	NO	No Change
39151712602	MIDDLE	NO	MIDDLE	NO	No Change
39151712700	MIDDLE	NO	UPPER	NO	MIDDLE to UPPER
39151712800	MIDDLE	NO	MIDDLE	NO	No Change
39151712900	MIDDLE	NO	MIDDLE	NO	No Change
39151713000	MIDDLE	NO	MIDDLE	NO	No Change
39151713100	MIDDLE	NO	MIDDLE	NO	No Change
39151713201	MIDDLE	NO	MIDDLE	NO	No Change
39151713202	MIDDLE	NO	MIDDLE	NO	No Change
39151713300	MIDDLE	NO	MIDDLE	NO	No Change
39151713401	MIDDLE	NO	MIDDLE	NO	No Change
39151713402	MIDDLE	NO	MIDDLE	NO	No Change
39151713501	MIDDLE	NO	MIDDLE	NO	No Change
39151713502	MIDDLE	NO	MIDDLE	NO	No Change
39151713600	MIDDLE	NO	MIDDLE	NO	No Change
39151713700	MIDDLE	NO	MODERATE	NO	MIDDLE to MODERATE
39151713900	MODERATE	NO	MODERATE	NO	No Change

Stark, OHIO					
Census Tract	2021		2022		Change in Tract Income Class from 2021 through 2022
	Tract Income Class	Minority Tract	Tract Income Class	Minority Tract	
39151714000	MIDDLE	NO	MIDDLE	NO	No Change
39151714100	MIDDLE	NO	MODERATE	NO	MIDDLE to MODERATE
39151714200	LOW	NO	LOW	NO	No Change
39151714302	MIDDLE	NO	MIDDLE	NO	No Change
39151714400	MIDDLE	NO	MIDDLE	NO	No Change
39151714600	MIDDLE	NO	MIDDLE	NO	No Change
39151714701	MIDDLE	NO	MIDDLE	NO	No Change
39151714702	MIDDLE	NO	UPPER	NO	MIDDLE to UPPER
39151714801	MIDDLE	NO	MIDDLE	NO	No Change
39151714802	MIDDLE	NO	MIDDLE	NO	No Change
39151714901	MIDDLE	NO	UPPER	NO	MIDDLE to UPPER
39151714902	MIDDLE	NO	MIDDLE	NO	No Change
39151715000	MIDDLE	NO	MODERATE	NO	MIDDLE to MODERATE



Stark, OHIO

Census Tract	2021		2022		Change in Tract Income Class from 2021 through 2022
	Tract Income Class	Minority Tract	Tract Income Class	Minority Tract	

Summary Data: Stark	2021	2022
Number of Census Tracts	86	90
Number of Minority Tracts	4	4
Percentage of Minority Tracts	4.65%	4.44%
Number of Low Income Tracts	9	8
Percentage of Low Income Tracts	10.47%	8.89%
Number of Moderate Income Tracts	11	17
Percentage of Moderate Income Tracts	12.79%	18.89%
Number of Middle Income Tracts	52	42
Percentage of Middle Income Tracts	60.47%	46.67%
Number of Upper Income Tracts	13	23
Percentage of Upper Income Tracts	15.12%	25.56%
Number of NA Income Tracts	1	0
Percentage of NA Income Tracts	1.16%	0.00%

Summit, OHIO

Census Tract	2021		2022		Change in Tract Income Class from 2021 through 2022
	Tract Income Class	Minority Tract	Tract Income Class	Minority Tract	
39153501100	LOW	YES	NA	YES	LOW to NA
39153501700	LOW	NO	LOW	NO	No Change
39153501800	LOW	YES	LOW	YES	No Change

Summit, OHIO

Census Tract	2021		2022		Change in Tract Income Class from 2021 through 2022
	Tract Income Class	Minority Tract	Tract Income Class	Minority Tract	
39153501900	LOW	YES	LOW	YES	No Change
39153502101	MODERATE	YES	MODERATE	YES	No Change
39153502102	MODERATE	NO	MIDDLE	YES	MODERATE to MIDDLE
39153502200	MODERATE	NO	LOW	YES	MODERATE to LOW
39153502300	MODERATE	NO	MODERATE	YES	No Change
39153502500	LOW	NO	MODERATE	NO	LOW to MODERATE
39153502600	MODERATE	NO	MODERATE	NO	No Change
39153502700	MODERATE	NO	MODERATE	NO	No Change
39153502800	MODERATE	NO	MODERATE	NO	No Change
39153503100	MODERATE	YES	LOW	YES	MODERATE to LOW
39153503200	LOW	YES	LOW	YES	No Change
39153503300	LOW	NO	LOW	YES	No Change
39153503400	LOW	YES	MODERATE	YES	LOW to MODERATE
39153503500	MODERATE	YES	MODERATE	YES	No Change
39153503600	MODERATE	NO	MODERATE	NO	No Change
39153503701	MIDDLE	NO	MIDDLE	NO	No Change
39153503702	MODERATE	NO	MIDDLE	NO	MODERATE to MIDDLE
39153503800	LOW	NO	MODERATE	NO	LOW to MODERATE
39153504100	LOW	NO	MODERATE	NO	LOW to MODERATE
39153504200	LOW	NO	LOW	NO	No Change
39153504400	LOW	NO	LOW	YES	No Change
39153504500	LOW	YES	MODERATE	YES	LOW to MODERATE
39153504600	LOW	YES	MODERATE	YES	LOW to MODERATE
39153504700	MIDDLE	NO	MODERATE	NO	MIDDLE to MODERATE
39153504800	MIDDLE	NO	MODERATE	NO	MIDDLE to MODERATE
39153505200	LOW	YES	LOW	YES	No Change
39153505300	LOW	YES	LOW	YES	No Change



Summit, OHIO

Census Tract	2021		2022		Change in Tract Income Class from 2021 through 2022
	Tract Income Class	Minority Tract	Tract Income Class	Minority Tract	
39153505400	MODERATE	NO	MODERATE	NO	No Change
39153505500	MODERATE	NO	LOW	NO	MODERATE to LOW
39153505600	LOW	YES	LOW	YES	No Change
39153505700	LOW	NO	MODERATE	NO	LOW to MODERATE
39153505800	LOW	NO	MODERATE	NO	LOW to MODERATE
39153505900	MODERATE	NO	MODERATE	NO	No Change
39153506100	MIDDLE	NO	MIDDLE	NO	No Change
39153506200	MODERATE	YES	MODERATE	YES	No Change
39153506400	MODERATE	NO	MIDDLE	NO	MODERATE to MIDDLE
39153506500	LOW	YES	LOW	YES	No Change
39153506600	MODERATE	NO	LOW	NO	MODERATE to LOW
39153506700	LOW	YES	LOW	YES	No Change
39153506800	LOW	YES	LOW	YES	No Change
39153507101	MIDDLE	NO	MIDDLE	NO	No Change
39153507102	UPPER	NO	UPPER	NO	No Change
39153507201	MIDDLE	NO	MIDDLE	NO	No Change
39153507202	MIDDLE	NO	UPPER	NO	MIDDLE to UPPER
39153507203	UPPER	NO	UPPER	NO	No Change
39153507300	MIDDLE	NO	MIDDLE	NO	No Change
39153507400	LOW	YES	MIDDLE	YES	LOW to MIDDLE
39153507500	LOW	YES			Not Applicable
39153507501			MODERATE	NO	Not Applicable
39153507502			LOW	YES	Not Applicable
39153507600	MODERATE	NO	LOW	NO	MODERATE to LOW
39153508000	MIDDLE	NO	MODERATE	NO	MIDDLE to MODERATE
39153508301	LOW	NO	NA	YES	LOW to NA
39153508399	LOW	YES	MODERATE	YES	LOW to MODERATE

Summit, OHIO

Census Tract	2021		2022		Change in Tract Income Class from 2021 through 2022
	Tract Income Class	Minority Tract	Tract Income Class	Minority Tract	
39153508600	MODERATE	YES	MODERATE	YES	No Change
39153508800	MODERATE	YES	LOW	YES	MODERATE to LOW
39153508900	LOW	NO	NA	NO	LOW to NA
39153509000	LOW	YES	MODERATE	YES	LOW to MODERATE
39153510100	MODERATE	NO	LOW	NO	MODERATE to LOW
39153510200	MODERATE	NO	MIDDLE	NO	MODERATE to MIDDLE
39153510301	LOW	NO	LOW	NO	No Change
39153510302	MODERATE	NO	MIDDLE	NO	MODERATE to MIDDLE
39153510400	MIDDLE	NO	MODERATE	NO	MIDDLE to MODERATE
39153510500	MODERATE	NO	MODERATE	NO	No Change
39153520103	MIDDLE	NO	MODERATE	NO	MIDDLE to MODERATE
39153520104	MIDDLE	NO	MIDDLE	NO	No Change
39153520105	MIDDLE	NO	MIDDLE	NO	No Change
39153520106	MODERATE	NO	MIDDLE	NO	MODERATE to MIDDLE
39153520201	UPPER	NO	MIDDLE	NO	UPPER to MIDDLE
39153520202	MIDDLE	NO	MIDDLE	NO	No Change
39153520301	MIDDLE	NO	MIDDLE	NO	No Change
39153520302	MIDDLE	NO	MIDDLE	NO	No Change
39153520400	MODERATE	NO	MIDDLE	NO	MODERATE to MIDDLE
39153520500	MIDDLE	NO	MIDDLE	NO	No Change
39153520600	MIDDLE	NO	UPPER	NO	MIDDLE to UPPER
39153530101	UPPER	NO	UPPER	NO	No Change
39153530103	UPPER	NO	UPPER	NO	No Change
39153530104	MIDDLE	NO	MIDDLE	NO	No Change
39153530105	MIDDLE	NO	UPPER	NO	MIDDLE to UPPER
39153530108	UPPER	NO	UPPER	NO	No Change
39153530401	MIDDLE	NO	UPPER	NO	MIDDLE to UPPER



Summit, OHIO

Census Tract	2021		2022		Change in Tract Income Class from 2021 through 2022
	Tract Income Class	Minority Tract	Tract Income Class	Minority Tract	
39153530402	MIDDLE	NO	MIDDLE	NO	No Change
39153530501	MIDDLE	NO	MIDDLE	NO	No Change
39153530502	UPPER	NO	UPPER	NO	No Change
39153530603	MIDDLE	NO	MIDDLE	NO	No Change
39153530604	UPPER	NO	UPPER	NO	No Change
39153530605	UPPER	NO	UPPER	NO	No Change
39153530606	UPPER	NO	UPPER	NO	No Change
39153530700	UPPER	NO	UPPER	NO	No Change
39153530800	UPPER	NO	MIDDLE	NO	UPPER to MIDDLE
39153530901	MODERATE	NO	MIDDLE	NO	MODERATE to MIDDLE
39153530902	MIDDLE	NO	MIDDLE	NO	No Change
39153530903	MIDDLE	NO	MIDDLE	NO	No Change
39153531001	MIDDLE	NO	MIDDLE	NO	No Change
39153531002	MODERATE	NO	MODERATE	NO	No Change
39153531101	MIDDLE	NO	MODERATE	NO	MIDDLE to MODERATE
39153531102	MIDDLE	NO	MIDDLE	NO	No Change
39153531103	MIDDLE	NO	MIDDLE	NO	No Change
39153531401	UPPER	NO			Not Applicable
39153531405	MIDDLE	NO	UPPER	NO	MIDDLE to UPPER
39153531406			UPPER	NO	Not Applicable
39153531407			UPPER	NO	Not Applicable
39153531500	MIDDLE	NO			Not Applicable
39153531501			UPPER	NO	Not Applicable
39153531502			UPPER	NO	Not Applicable
39153531601	MIDDLE	NO	MIDDLE	NO	No Change
39153531602	MIDDLE	NO	MIDDLE	NO	No Change
39153531701	MIDDLE	NO	MIDDLE	NO	No Change

Summit, OHIO

Census Tract	2021		2022		Change in Tract Income Class from 2021 through 2022
	Tract Income Class	Minority Tract	Tract Income Class	Minority Tract	
39153531702	MIDDLE	NO	UPPER	NO	MIDDLE to UPPER
39153531801	MIDDLE	NO	MODERATE	NO	MIDDLE to MODERATE
39153531802	MIDDLE	NO	MIDDLE	NO	No Change
39153532001	MIDDLE	NO	MIDDLE	NO	No Change
39153532003	MIDDLE	NO	MIDDLE	NO	No Change
39153532004	UPPER	NO	UPPER	NO	No Change
39153532202	UPPER	NO	MIDDLE	NO	UPPER to MIDDLE
39153532301	UPPER	NO	UPPER	NO	No Change
39153532302	UPPER	NO	UPPER	NO	No Change
39153532501	UPPER	NO	UPPER	NO	No Change
39153532502	UPPER	NO	UPPER	NO	No Change
39153532600	UPPER	NO	UPPER	NO	No Change
39153532701	UPPER	NO	UPPER	NO	No Change
39153532702	MIDDLE	NO	MIDDLE	NO	No Change
39153532703	UPPER	NO	UPPER	NO	No Change
39153532705	UPPER	NO	UPPER	NO	No Change
39153532706	UPPER	NO	UPPER	NO	No Change
39153532708	UPPER	NO	UPPER	NO	No Change
39153532901	MIDDLE	NO	MIDDLE	NO	No Change
39153532902	UPPER	NO	UPPER	NO	No Change
39153532999	UPPER	NO	MIDDLE	NO	UPPER to MIDDLE
39153533000	MIDDLE	NO	MIDDLE	NO	No Change
39153533101	UPPER	NO	UPPER	NO	No Change
39153533102	UPPER	NO	UPPER	NO	No Change
39153533200	UPPER	NO	UPPER	NO	No Change
39153533400	MIDDLE	NO	MIDDLE	NO	No Change
39153533501	UPPER	NO	UPPER	NO	No Change



Summit, OHIO

Census Tract	2021		2022		Change in Tract Income Class from 2021 through 2022
	Tract Income Class	Minority Tract	Tract Income Class	Minority Tract	
39153533502	UPPER	NO	UPPER	NO	No Change
39153534000	UPPER	NO	UPPER	NO	No Change
39153534100	UPPER	NO	UPPER	NO	No Change

Summary Data: Summit	2021	2022
Number of Census Tracts	135	138
Number of Minority Tracts	23	29
Percentage of Minority Tracts	17.04%	21.01%
Number of Low Income Tracts	29	22
Percentage of Low Income Tracts	21.48%	15.94%
Number of Moderate Income Tracts	28	31
Percentage of Moderate Income Tracts	20.74%	22.46%
Number of Middle Income Tracts	44	43
Percentage of Middle Income Tracts	32.59%	31.16%
Number of Upper Income Tracts	34	39
Percentage of Upper Income Tracts	25.19%	28.26%
Number of NA Income Tracts	0	3
Percentage of NA Income Tracts	0.00%	2.17%

Trumbull, OHIO

Census Tract	2021		2022		Change in Tract Income Class from 2021 through 2022
	Tract Income Class	Minority Tract	Tract Income Class	Minority Tract	

Trumbull, OHIO

Census Tract	2021		2022		Change in Tract Income Class from 2021 through 2022
	Tract Income Class	Minority Tract	Tract Income Class	Minority Tract	
39155920300	MIDDLE	NO	MODERATE	NO	MIDDLE to MODERATE
39155920400	MODERATE	NO	MODERATE	NO	No Change
39155920500	LOW	YES			Not Applicable
39155920600	LOW	YES			Not Applicable
39155920700	MODERATE	YES	MODERATE	NO	No Change
39155920800	LOW	NO	MODERATE	NO	LOW to MODERATE
39155920900	MODERATE	NO	MODERATE	YES	No Change
39155921000	MIDDLE	NO	MIDDLE	NO	No Change
39155921100	MODERATE	NO	MODERATE	NO	No Change
39155921200	MODERATE	NO	MODERATE	NO	No Change
39155921300	MIDDLE	NO	MODERATE	NO	MIDDLE to MODERATE
39155921400	MIDDLE	NO	MIDDLE	NO	No Change
39155921500	MIDDLE	NO	MIDDLE	NO	No Change
39155921600	MODERATE	NO	MODERATE	NO	No Change
39155930101	MIDDLE	NO	MODERATE	NO	MIDDLE to MODERATE
39155930102	UPPER	NO	MIDDLE	NO	UPPER to MIDDLE
39155930200	UPPER	NO	MIDDLE	NO	UPPER to MIDDLE
39155930300	MIDDLE	NO	MIDDLE	NO	No Change
39155930400	MIDDLE	NO	MIDDLE	NO	No Change
39155930500	MIDDLE	NO	MIDDLE	NO	No Change
39155930600	UPPER	NO	MIDDLE	NO	UPPER to MIDDLE
39155930700	MIDDLE	NO	MIDDLE	NO	No Change
39155930800	UPPER	NO	MIDDLE	NO	UPPER to MIDDLE
39155930900	UPPER	NO	UPPER	NO	No Change
39155931000	MIDDLE	NO	UPPER	NO	MIDDLE to UPPER
39155931100	UPPER	NO	MIDDLE	NO	UPPER to MIDDLE
39155931200	MIDDLE	NO	MIDDLE	NO	No Change



Trumbull, OHIO

Census Tract	2021		2022		Change in Tract Income Class from 2021 through 2022
	Tract Income Class	Minority Tract	Tract Income Class	Minority Tract	
39155931300	MIDDLE	NO	MIDDLE	NO	No Change
39155931400	MIDDLE	NO	MODERATE	NO	MIDDLE to MODERATE
39155931500	MIDDLE	NO	MIDDLE	NO	No Change
39155931601	MIDDLE	NO	MIDDLE	NO	No Change
39155931602	MIDDLE	NO	MIDDLE	NO	No Change
39155931700	MIDDLE	NO	MIDDLE	NO	No Change
39155931900	UPPER	NO	MIDDLE	NO	UPPER to MIDDLE
39155932000	UPPER	NO	MIDDLE	NO	UPPER to MIDDLE
39155932200	MIDDLE	NO	MIDDLE	NO	No Change
39155932300	MIDDLE	NO	MIDDLE	NO	No Change
39155932500	MIDDLE	NO	MIDDLE	NO	No Change
39155932600	MIDDLE	NO	MIDDLE	NO	No Change
39155932701	MIDDLE	NO	MIDDLE	NO	No Change
39155932702	MIDDLE	NO	MIDDLE	NO	No Change
39155932801	MIDDLE	NO	MIDDLE	NO	No Change
39155932802	MODERATE	NO	MIDDLE	NO	MODERATE to MIDDLE
39155932900	UPPER	NO	UPPER	NO	No Change
39155933001	UPPER	NO	UPPER	NO	No Change
39155933002	MIDDLE	NO	MIDDLE	NO	No Change
39155933100	MIDDLE	NO	MODERATE	NO	MIDDLE to MODERATE
39155933301	MODERATE	NO	MODERATE	NO	No Change
39155933302	UPPER	NO	MIDDLE	NO	UPPER to MIDDLE
39155933400	MIDDLE	NO	MIDDLE	NO	No Change
39155933500	MIDDLE	NO	UPPER	NO	MIDDLE to UPPER
39155933600	MIDDLE	NO	MIDDLE	NO	No Change
39155933700	MIDDLE	NO	MIDDLE	NO	No Change
39155933800	MODERATE	NO	LOW	NO	MODERATE to LOW

Trumbull, OHIO

Census Tract	2021		2022		Change in Tract Income Class from 2021 through 2022
	Tract Income Class	Minority Tract	Tract Income Class	Minority Tract	
39155933900	MODERATE	NO	MODERATE	NO	No Change
39155934000			LOW	YES	Not Applicable

Summary Data: Trumbull	2021	2022
Number of Census Tracts	55	54
Number of Minority Tracts	3	2
Percentage of Minority Tracts	5.45%	3.70%
Number of Low Income Tracts	3	2
Percentage of Low Income Tracts	5.45%	3.70%
Number of Moderate Income Tracts	10	14
Percentage of Moderate Income Tracts	18.18%	25.93%
Number of Middle Income Tracts	31	33
Percentage of Middle Income Tracts	56.36%	61.11%
Number of Upper Income Tracts	11	5
Percentage of Upper Income Tracts	20.00%	9.26%
Number of NA Income Tracts	0	0
Percentage of NA Income Tracts	0.00%	0.00%

Tuscarawas, OHIO

Census Tract	2021		2022		Change in Tract Income Class from 2021 through 2022
	Tract Income Class	Minority Tract	Tract Income Class	Minority Tract	
39157020100	MIDDLE	NO	MIDDLE	NO	No Change



Tuscarawas, OHIO

Census Tract	2021		2022		Change in Tract Income Class from 2021 through 2022
	Tract Income Class	Minority Tract	Tract Income Class	Minority Tract	
39157020200	UPPER	NO	UPPER	NO	No Change
39157020300	UPPER	NO	UPPER	NO	No Change
39157020400	MIDDLE	NO	MODERATE	NO	MIDDLE to MODERATE
39157020500	MIDDLE	NO	MIDDLE	NO	No Change
39157020600	MIDDLE	NO	UPPER	NO	MIDDLE to UPPER
39157020700	MIDDLE	NO	MIDDLE	NO	No Change
39157020800	MODERATE	NO			Not Applicable
39157020801			LOW	NO	Not Applicable
39157020802			MODERATE	NO	Not Applicable
39157020900	MIDDLE	NO	UPPER	NO	MIDDLE to UPPER
39157021000	MIDDLE	NO	MODERATE	NO	MIDDLE to MODERATE
39157021100	MODERATE	NO	MIDDLE	NO	MODERATE to MIDDLE
39157021200	MIDDLE	NO	MODERATE	NO	MIDDLE to MODERATE
39157021300	MIDDLE	NO	MIDDLE	NO	No Change
39157021400	MIDDLE	NO	MIDDLE	NO	No Change
39157021500	MIDDLE	NO			Not Applicable
39157021501			MIDDLE	NO	Not Applicable
39157021502			MIDDLE	NO	Not Applicable
39157021503			UPPER	NO	Not Applicable
39157021600	MIDDLE	NO	MIDDLE	NO	No Change
39157021700	MIDDLE	NO	MIDDLE	NO	No Change
39157021800	MIDDLE	NO	MIDDLE	NO	No Change
39157021900	MIDDLE	NO	MIDDLE	NO	No Change
39157022001	MIDDLE	NO	MIDDLE	NO	No Change
39157022002	MODERATE	NO	MODERATE	NO	No Change

Tuscarawas, OHIO

Census Tract	2021		2022		Change in Tract Income Class from 2021 through 2022
	Tract Income Class	Minority Tract	Tract Income Class	Minority Tract	

Summary Data: Tuscarawas	2021	2022
Number of Census Tracts	21	24
Number of Minority Tracts	0	0
Percentage of Minority Tracts	0.00%	0.00%
Number of Low Income Tracts	0	1
Percentage of Low Income Tracts	0.00%	4.17%
Number of Moderate Income Tracts	3	5
Percentage of Moderate Income Tracts	14.29%	20.83%
Number of Middle Income Tracts	16	13
Percentage of Middle Income Tracts	76.19%	54.17%
Number of Upper Income Tracts	2	5
Percentage of Upper Income Tracts	9.52%	20.83%
Number of NA Income Tracts	0	0
Percentage of NA Income Tracts	0.00%	0.00%

Union, OHIO

Census Tract	2021		2022		Change in Tract Income Class from 2021 through 2022
	Tract Income Class	Minority Tract	Tract Income Class	Minority Tract	
39159050100	MIDDLE	NO	MODERATE	NO	MIDDLE to MODERATE
39159050200	MODERATE	NO	MIDDLE	NO	MODERATE to MIDDLE
39159050301	UPPER	NO	UPPER	NO	No Change



Union, OHIO

Census Tract	2021		2022		Change in Tract Income Class from 2021 through 2022
	Tract Income Class	Minority Tract	Tract Income Class	Minority Tract	
39159050303	UPPER	NO	UPPER	NO	No Change
39159050304	MIDDLE	NO	MIDDLE	NO	No Change
39159050400	MIDDLE	NO			Not Applicable
39159050401			UPPER	NO	Not Applicable
39159050402			MIDDLE	NO	Not Applicable
39159050500	MODERATE	NO			Not Applicable
39159050501			MIDDLE	NO	Not Applicable
39159050502			MIDDLE	NO	Not Applicable
39159050601	UPPER	NO	UPPER	NO	No Change
39159050602	MIDDLE	NO	UPPER	NO	MIDDLE to UPPER
39159050700	MIDDLE	NO			Not Applicable
39159050701			UPPER	NO	Not Applicable
39159050702			MIDDLE	NO	Not Applicable

Union, OHIO

Census Tract	2021		2022		Change in Tract Income Class from 2021 through 2022
	Tract Income Class	Minority Tract	Tract Income Class	Minority Tract	

Summary Data: Union	2021	2022
Number of Census Tracts	10	13
Number of Minority Tracts	0	0
Percentage of Minority Tracts	0.00%	0.00%
Number of Low Income Tracts	0	0
Percentage of Low Income Tracts	0.00%	0.00%
Number of Moderate Income Tracts	2	1
Percentage of Moderate Income Tracts	20.00%	7.69%
Number of Middle Income Tracts	5	6
Percentage of Middle Income Tracts	50.00%	46.15%
Number of Upper Income Tracts	3	6
Percentage of Upper Income Tracts	30.00%	46.15%
Number of NA Income Tracts	0	0
Percentage of NA Income Tracts	0.00%	0.00%

Van Wert, OHIO

Census Tract	2021		2022		Change in Tract Income Class from 2021 through 2022
	Tract Income Class	Minority Tract	Tract Income Class	Minority Tract	
39161020100	MIDDLE	NO	MIDDLE	NO	No Change
39161020200	UPPER	NO	MIDDLE	NO	UPPER to MIDDLE
39161020300	MIDDLE	NO	MIDDLE	NO	No Change



Van Wert, OHIO

Census Tract	2021		2022		Change in Tract Income Class from 2021 through 2022
	Tract Income Class	Minority Tract	Tract Income Class	Minority Tract	
39161020400	MIDDLE	NO	MIDDLE	NO	No Change
39161020500	MIDDLE	NO	MODERATE	NO	MIDDLE to MODERATE
39161020600	MIDDLE	NO	MODERATE	NO	MIDDLE to MODERATE
39161020700	MIDDLE	NO	MODERATE	NO	MIDDLE to MODERATE
39161020800	MIDDLE	NO	MIDDLE	NO	No Change
39161020900	MIDDLE	NO	MIDDLE	NO	No Change

Summary Data: Van Wert	2021	2022
Number of Census Tracts	9	9
Number of Minority Tracts	0	0
Percentage of Minority Tracts	0.00%	0.00%
Number of Low Income Tracts	0	0
Percentage of Low Income Tracts	0.00%	0.00%
Number of Moderate Income Tracts	0	3
Percentage of Moderate Income Tracts	0.00%	33.33%
Number of Middle Income Tracts	8	6
Percentage of Middle Income Tracts	88.89%	66.67%
Number of Upper Income Tracts	1	0
Percentage of Upper Income Tracts	11.11%	0.00%
Number of NA Income Tracts	0	0
Percentage of NA Income Tracts	0.00%	0.00%

Vinton, OHIO

Census Tract	2021		2022		Change in Tract Income Class from 2021 through 2022
	Tract Income Class	Minority Tract	Tract Income Class	Minority Tract	
39163953000	MIDDLE	NO	MODERATE	NO	MIDDLE to MODERATE
39163953100	MIDDLE	NO	MIDDLE	NO	No Change
39163953200	MIDDLE	NO	MIDDLE	NO	No Change

Summary Data: Vinton	2021	2022
Number of Census Tracts	3	3
Number of Minority Tracts	0	0
Percentage of Minority Tracts	0.00%	0.00%
Number of Low Income Tracts	0	0
Percentage of Low Income Tracts	0.00%	0.00%
Number of Moderate Income Tracts	0	1
Percentage of Moderate Income Tracts	0.00%	33.33%
Number of Middle Income Tracts	3	2
Percentage of Middle Income Tracts	100.00%	66.67%
Number of Upper Income Tracts	0	0
Percentage of Upper Income Tracts	0.00%	0.00%
Number of NA Income Tracts	0	0
Percentage of NA Income Tracts	0.00%	0.00%

Warren, OHIO

Census Tract	2021		2022		Change in Tract Income Class from 2021 through 2022
	Tract Income Class	Minority Tract	Tract Income Class	Minority Tract	



Warren, OHIO

Census Tract	2021		2022		Change in Tract Income Class from 2021 through 2022
	Tract Income Class	Minority Tract	Tract Income Class	Minority Tract	
39165030101	MIDDLE	NO	MIDDLE	NO	No Change
39165030102	MIDDLE	NO	MIDDLE	NO	No Change
39165030200	MODERATE	NO	MODERATE	NO	No Change
39165030501	MIDDLE	NO	MIDDLE	NO	No Change
39165030503	UPPER	NO	MIDDLE	NO	UPPER to MIDDLE
39165030504	UPPER	NO	UPPER	NO	No Change
39165030600	MIDDLE	NO	MIDDLE	NO	No Change
39165030700	MIDDLE	NO	MIDDLE	NO	No Change
39165030800	UPPER	NO	UPPER	NO	No Change
39165030900	UPPER	NO			Not Applicable
39165030901			UPPER	NO	Not Applicable
39165030902			UPPER	NO	Not Applicable
39165031000	MIDDLE	NO			Not Applicable
39165031001			MIDDLE	NO	Not Applicable
39165031002			UPPER	NO	Not Applicable
39165031100	MIDDLE	NO	MIDDLE	NO	No Change
39165031200	UPPER	NO	UPPER	NO	No Change
39165031300	UPPER	NO	UPPER	NO	No Change
39165031400	MODERATE	NO	MODERATE	NO	No Change
39165031500	MIDDLE	NO	MIDDLE	NO	No Change
39165031600	UPPER	NO			Not Applicable
39165031601			UPPER	NO	Not Applicable
39165031602			UPPER	NO	Not Applicable
39165031603			MIDDLE	NO	Not Applicable
39165031700	NA	YES	NA	YES	No Change
39165031902	UPPER	NO			Not Applicable
39165031903	UPPER	NO			Not Applicable

Warren, OHIO

Census Tract	2021		2022		Change in Tract Income Class from 2021 through 2022
	Tract Income Class	Minority Tract	Tract Income Class	Minority Tract	
39165031904	MIDDLE	NO	UPPER	NO	MIDDLE to UPPER
39165031905			MIDDLE	NO	Not Applicable
39165031906			MIDDLE	NO	Not Applicable
39165031907			UPPER	NO	Not Applicable
39165031908			UPPER	NO	Not Applicable
39165032003	UPPER	NO	MIDDLE	NO	UPPER to MIDDLE
39165032004	UPPER	NO	UPPER	NO	No Change
39165032005	UPPER	NO			Not Applicable
39165032006	UPPER	NO	UPPER	NO	No Change
39165032007	MIDDLE	NO			Not Applicable
39165032008			UPPER	NO	Not Applicable
39165032009			UPPER	YES	Not Applicable
39165032010			UPPER	NO	Not Applicable
39165032011			MIDDLE	NO	Not Applicable
39165032100	MIDDLE	NO	UPPER	NO	MIDDLE to UPPER
39165032201	UPPER	NO			Not Applicable
39165032202	UPPER	NO	UPPER	NO	No Change
39165032203			UPPER	NO	Not Applicable
39165032204			UPPER	NO	Not Applicable
39165032205			UPPER	NO	Not Applicable
39165032206			UPPER	NO	Not Applicable
39165032300	MIDDLE	NO	MIDDLE	NO	No Change
39165032400	MIDDLE	NO	MIDDLE	NO	No Change
39165032501	MIDDLE	NO	MIDDLE	NO	No Change
39165032502	MODERATE	NO	MODERATE	NO	No Change



Warren, OHIO

Census Tract	2021		2022		Change in Tract Income Class from 2021 through 2022
	Tract Income Class	Minority Tract	Tract Income Class	Minority Tract	

Summary Data: Warren	2021	2022
Number of Census Tracts	33	44
Number of Minority Tracts	1	2
Percentage of Minority Tracts	3.03%	4.55%
Number of Low Income Tracts	0	0
Percentage of Low Income Tracts	0.00%	0.00%
Number of Moderate Income Tracts	3	3
Percentage of Moderate Income Tracts	9.09%	6.82%
Number of Middle Income Tracts	14	17
Percentage of Middle Income Tracts	42.42%	38.64%
Number of Upper Income Tracts	15	23
Percentage of Upper Income Tracts	45.45%	52.27%
Number of NA Income Tracts	1	1
Percentage of NA Income Tracts	3.03%	2.27%

Washington, OHIO

Census Tract	2021		2022		Change in Tract Income Class from 2021 through 2022
	Tract Income Class	Minority Tract	Tract Income Class	Minority Tract	
39167020201			MIDDLE	NO	Not Applicable
39167020202			UPPER	NO	Not Applicable
39167020300	MIDDLE	NO	MIDDLE	NO	No Change
39167020400	MIDDLE	NO	MIDDLE	NO	No Change
39167020500	MODERATE	NO	MODERATE	NO	No Change
39167020800	MIDDLE	NO	MIDDLE	NO	No Change
39167020900	MIDDLE	NO	MIDDLE	NO	No Change
39167021000	MODERATE	NO	MIDDLE	NO	MODERATE to MIDDLE
39167021100	MIDDLE	NO	MIDDLE	NO	No Change
39167021200	MIDDLE	NO			Not Applicable
39167021201			MIDDLE	NO	Not Applicable
39167021202			MIDDLE	NO	Not Applicable
39167021300	MIDDLE	NO	MODERATE	NO	MIDDLE to MODERATE
39167021400	UPPER	NO	UPPER	NO	No Change
39167021500	UPPER	NO	MIDDLE	NO	UPPER to MIDDLE
39167021600	MIDDLE	NO	MIDDLE	NO	No Change
39167021700	MIDDLE	NO	MODERATE	NO	MIDDLE to MODERATE

Washington, OHIO

Census Tract	2021		2022		Change in Tract Income Class from 2021 through 2022
	Tract Income Class	Minority Tract	Tract Income Class	Minority Tract	
39167020101	MIDDLE	NO	MIDDLE	NO	No Change
39167020102	MIDDLE	NO	MIDDLE	NO	No Change
39167020200	MIDDLE	NO			Not Applicable



Washington, OHIO


Census Tract	2021		2022		Change in Tract Income Class from 2021 through 2022
	Tract Income Class	Minority Tract	Tract Income Class	Minority Tract	
Summary Data: Washington			2021	2022	
Number of Census Tracts			16	18	
Number of Minority Tracts			0	0	
Percentage of Minority Tracts			0.00%	0.00%	
Number of Low Income Tracts			0	0	
Percentage of Low Income Tracts			0.00%	0.00%	
Number of Moderate Income Tracts			2	3	
Percentage of Moderate Income Tracts			12.50%	16.67%	
Number of Middle Income Tracts			12	13	
Percentage of Middle Income Tracts			75.00%	72.22%	
Number of Upper Income Tracts			2	2	
Percentage of Upper Income Tracts			12.50%	11.11%	
Number of NA Income Tracts			0	0	
Percentage of NA Income Tracts			0.00%	0.00%	

Wayne, OHIO

Census Tract	2021		2022		Change in Tract Income Class from 2021 through 2022
	Tract Income Class	Minority Tract	Tract Income Class	Minority Tract	
39169000100	MODERATE	NO	MIDDLE	NO	MODERATE to MIDDLE
39169000200	UPPER	NO	UPPER	NO	No Change
39169000300	MIDDLE	NO	MIDDLE	NO	No Change

Wayne, OHIO

Census Tract	2021		2022		Change in Tract Income Class from 2021 through 2022
	Tract Income Class	Minority Tract	Tract Income Class	Minority Tract	
39169000500	MODERATE	NO	MODERATE	NO	No Change
39169000600	MIDDLE	NO	MIDDLE	NO	No Change
39169000700	UPPER	NO	MIDDLE	NO	UPPER to MIDDLE
39169000800	MIDDLE	NO	MIDDLE	NO	No Change
39169000900	MIDDLE	NO	MIDDLE	NO	No Change
39169001000	UPPER	NO	MIDDLE	NO	UPPER to MIDDLE
39169001100	MIDDLE	NO	MIDDLE	NO	No Change
39169001200	MODERATE	NO	MODERATE	NO	No Change
39169001300	MIDDLE	NO	MIDDLE	NO	No Change
39169001400	MIDDLE	NO	MIDDLE	NO	No Change
39169001700	MIDDLE	NO	MIDDLE	NO	No Change
39169001800	MIDDLE	NO	MIDDLE	NO	No Change
39169001900	UPPER	NO	MIDDLE	NO	UPPER to MIDDLE
39169002000	UPPER	NO	MIDDLE	NO	UPPER to MIDDLE
39169002100	UPPER	NO	MIDDLE	NO	UPPER to MIDDLE
39169002200	MIDDLE	NO	UPPER	NO	MIDDLE to UPPER
39169002300	MIDDLE	NO	UPPER	NO	MIDDLE to UPPER
39169002400	MIDDLE	NO	MIDDLE	NO	No Change
39169002500	UPPER	NO	MIDDLE	NO	UPPER to MIDDLE
39169002901	MIDDLE	NO	MIDDLE	NO	No Change
39169002902	MIDDLE	NO	UPPER	NO	MIDDLE to UPPER
39169003000	UPPER	NO	MIDDLE	NO	UPPER to MIDDLE
39169003100	UPPER	NO	MIDDLE	NO	UPPER to MIDDLE
39169003200	MIDDLE	NO	MIDDLE	NO	No Change
39169003300	MIDDLE	NO	UPPER	NO	MIDDLE to UPPER
39169003400	MODERATE	NO	MODERATE	NO	No Change
39169003500	MIDDLE	NO	MIDDLE	NO	No Change



Wayne, OHIO

Census Tract	2021		2022		Change in Tract Income Class from 2021 through 2022
	Tract Income Class	Minority Tract	Tract Income Class	Minority Tract	
39169003700	MIDDLE	NO	UPPER	NO	MIDDLE to UPPER
39169980000	NA	NO	MIDDLE	NO	NA to MIDDLE

Summary Data: Wayne	2021	2022
Number of Census Tracts	32	32
Number of Minority Tracts	0	0
Percentage of Minority Tracts	0.00%	0.00%
Number of Low Income Tracts	0	0
Percentage of Low Income Tracts	0.00%	0.00%
Number of Moderate Income Tracts	4	3
Percentage of Moderate Income Tracts	12.50%	9.38%
Number of Middle Income Tracts	18	23
Percentage of Middle Income Tracts	56.25%	71.88%
Number of Upper Income Tracts	9	6
Percentage of Upper Income Tracts	28.13%	18.75%
Number of NA Income Tracts	1	0
Percentage of NA Income Tracts	3.13%	0.00%

Williams, OHIO

Census Tract	2021		2022		Change in Tract Income Class from 2021 through 2022
	Tract Income Class	Minority Tract	Tract Income Class	Minority Tract	
39171950200	MIDDLE	NO	UPPER	NO	MIDDLE to UPPER
39171950300	MIDDLE	NO	MODERATE	NO	MIDDLE to MODERATE
39171950400	MIDDLE	NO	MIDDLE	NO	No Change
39171950500	MIDDLE	NO	MIDDLE	NO	No Change
39171950600	MODERATE	NO	MODERATE	NO	No Change
39171950700	MIDDLE	NO	UPPER	NO	MIDDLE to UPPER
39171950800	MIDDLE	NO	MIDDLE	NO	No Change
39171950900	MIDDLE	NO	MIDDLE	NO	No Change

Williams, OHIO

Census Tract	2021		2022		Change in Tract Income Class from 2021 through 2022
	Tract Income Class	Minority Tract	Tract Income Class	Minority Tract	
39171950100	MIDDLE	NO	MIDDLE	NO	No Change



Williams, OHIO

Census Tract	2021		2022		Change in Tract Income Class from 2021 through 2022
	Tract Income Class	Minority Tract	Tract Income Class	Minority Tract	

Summary Data: Williams	2021	2022
Number of Census Tracts	9	9
Number of Minority Tracts	0	0
Percentage of Minority Tracts	0.00%	0.00%
Number of Low Income Tracts	0	0
Percentage of Low Income Tracts	0.00%	0.00%
Number of Moderate Income Tracts	1	2
Percentage of Moderate Income Tracts	11.11%	22.22%
Number of Middle Income Tracts	8	5
Percentage of Middle Income Tracts	88.89%	55.56%
Number of Upper Income Tracts	0	2
Percentage of Upper Income Tracts	0.00%	22.22%
Number of NA Income Tracts	0	0
Percentage of NA Income Tracts	0.00%	0.00%

Wood, OHIO

Census Tract	2021		2022		Change in Tract Income Class from 2021 through 2022
	Tract Income Class	Minority Tract	Tract Income Class	Minority Tract	
39173020100	MIDDLE	NO	UPPER	NO	MIDDLE to UPPER
39173020200	MIDDLE	NO	MIDDLE	NO	No Change
39173020300	MIDDLE	NO	UPPER	NO	MIDDLE to UPPER

Wood, OHIO

Census Tract	2021		2022		Change in Tract Income Class from 2021 through 2022
	Tract Income Class	Minority Tract	Tract Income Class	Minority Tract	
39173020401	UPPER	NO	UPPER	NO	No Change
39173020402	UPPER	NO	UPPER	NO	No Change
39173020500	UPPER	NO	UPPER	NO	No Change
39173020601	UPPER	NO	UPPER	NO	No Change
39173020602	UPPER	NO	UPPER	NO	No Change
39173020700	MIDDLE	NO			Not Applicable
39173020701			UPPER	NO	Not Applicable
39173020702			MIDDLE	NO	Not Applicable
39173020800	MIDDLE	NO	MIDDLE	NO	No Change
39173020900	MIDDLE	NO			Not Applicable
39173020901			UPPER	NO	Not Applicable
39173020902			MIDDLE	NO	Not Applicable
39173021000	MIDDLE	NO	MIDDLE	NO	No Change
39173021100	MIDDLE	NO	MIDDLE	NO	No Change
39173021200	UPPER	NO	UPPER	NO	No Change
39173021300	UPPER	NO	UPPER	NO	No Change
39173021400	MIDDLE	NO	MIDDLE	NO	No Change
39173021500	MIDDLE	NO	MIDDLE	NO	No Change
39173021600	UPPER	NO			Not Applicable
39173021601			UPPER	NO	Not Applicable
39173021602			MODERATE	NO	Not Applicable
39173021701	MODERATE	NO	MIDDLE	NO	MODERATE to MIDDLE
39173021702	MODERATE	NO	MODERATE	NO	No Change
39173021800	NA	NO	NA	NO	No Change
39173021901	UPPER	NO	MIDDLE	NO	UPPER to MIDDLE
39173021902	LOW	NO	LOW	NO	No Change
39173022100	MIDDLE	NO	MIDDLE	NO	No Change



Wood, OHIO

Census Tract	2021		2022		Change in Tract Income Class from 2021 through 2022
	Tract Income Class	Minority Tract	Tract Income Class	Minority Tract	
39173022200	MIDDLE	NO	MIDDLE	NO	No Change
39173022300	MIDDLE	NO	MIDDLE	NO	No Change
39173022400	MIDDLE	NO	MODERATE	NO	MIDDLE to MODERATE
39173022500	UPPER	NO	MIDDLE	NO	UPPER to MIDDLE

Summary Data: Wood	2021	2022
Number of Census Tracts	28	31
Number of Minority Tracts	0	0
Percentage of Minority Tracts	0.00%	0.00%
Number of Low Income Tracts	1	1
Percentage of Low Income Tracts	3.57%	3.23%
Number of Moderate Income Tracts	2	3
Percentage of Moderate Income Tracts	7.14%	9.68%
Number of Middle Income Tracts	14	14
Percentage of Middle Income Tracts	50.00%	45.16%
Number of Upper Income Tracts	10	12
Percentage of Upper Income Tracts	35.71%	38.71%
Number of NA Income Tracts	1	1
Percentage of NA Income Tracts	3.57%	3.23%

Wyandot, OHIO

Census Tract	2021		2022		Change in Tract Income Class from 2021 through 2022
	Tract Income Class	Minority Tract	Tract Income Class	Minority Tract	
39175938000	UPPER	NO	MIDDLE	NO	UPPER to MIDDLE
39175938100	MIDDLE	NO	MIDDLE	NO	No Change
39175938200	UPPER	NO	MIDDLE	NO	UPPER to MIDDLE
39175938300	MIDDLE	NO	MIDDLE	NO	No Change
39175938400	MIDDLE	NO	MIDDLE	NO	No Change
39175938500	MIDDLE	NO	MIDDLE	NO	No Change

Summary Data: Wyandot	2021	2022
Number of Census Tracts	6	6
Number of Minority Tracts	0	0
Percentage of Minority Tracts	0.00%	0.00%
Number of Low Income Tracts	0	0
Percentage of Low Income Tracts	0.00%	0.00%
Number of Moderate Income Tracts	0	0
Percentage of Moderate Income Tracts	0.00%	0.00%
Number of Middle Income Tracts	4	6
Percentage of Middle Income Tracts	66.67%	100.00%
Number of Upper Income Tracts	2	0
Percentage of Upper Income Tracts	33.33%	0.00%
Number of NA Income Tracts	0	0
Percentage of NA Income Tracts	0.00%	0.00%



Summary Data: OHIO	2021	2022
Number of Census Tracts	2,952	3,168
Number of Minority Tracts	508	575
Percentage of Minority Tracts	17.21%	18.15%
Number of Low Income Tracts	375	315
Percentage of Low Income Tracts	12.70%	9.94%
Number of Moderate Income Tracts	635	685
Percentage of Moderate Income Tracts	21.51%	21.62%
Number of Middle Income Tracts	1,234	1,317
Percentage of Middle Income Tracts	41.80%	41.57%
Number of Upper Income Tracts	674	770
Percentage of Upper Income Tracts	22.83%	24.31%
Number of NA Income Tracts	34	81
Percentage of NA Income Tracts	1.15%	2.56%

