

GeoDataVision Report D-1 Census Tract Reference Book 2022

Tract Income Classification and Minority Status—Based on Census data released by the FFIEC April 2022

Adams, NORTH DAKOTA

Census Tract	Tract Income Class	Minority Tract
38001965600	MIDDLE	NO

Summary Data: Adams

Number of Census Tracts	1
Number of Minority Tracts	0
Percentage of Minority Tracts	0.00%
Number of Low Income Tracts	0
Percentage of Low Income Tracts	0.00%
Number of Moderate Income Tracts	0
Percentage of Moderate Income Tracts	0.00%
Number of Middle Income Tracts	1
Percentage of Middle Income Tracts	100.00%
Number of Upper Income Tracts	0
Percentage of Upper Income Tracts	0.00%
Number of NA Income Tracts	0
Percentage of NA Income Tracts	0.00%

Barnes, NORTH DAKOTA

Census Tract	Tract Income Class	Minority Tract
38003967900	MIDDLE	NO
38003968000	MIDDLE	NO
38003968200	MODERATE	NO

Barnes, NORTH DAKOTA

Census Tract	Tract Income Class	Minority Tract
38003968300	MIDDLE	NO

Summary Data: Barnes

Number of Census Tracts	4
Number of Minority Tracts	0
Percentage of Minority Tracts	0.00%
Number of Low Income Tracts	0
Percentage of Low Income Tracts	0.00%
Number of Moderate Income Tracts	1
Percentage of Moderate Income Tracts	25.00%
Number of Middle Income Tracts	3
Percentage of Middle Income Tracts	75.00%
Number of Upper Income Tracts	0
Percentage of Upper Income Tracts	0.00%
Number of NA Income Tracts	0
Percentage of NA Income Tracts	0.00%

Benson, NORTH DAKOTA

Census Tract	Tract Income Class	Minority Tract
38005940100	MODERATE	YES
38005940200	MODERATE	YES
38005956700	MIDDLE	NO

Benson, NORTH DAKOTA

Census Tract	Tract Income Class	Minority Tract
--------------	--------------------	----------------

Summary Data: Benson

Number of Census Tracts	3
Number of Minority Tracts	2
Percentage of Minority Tracts	66.67%
Number of Low Income Tracts	0
Percentage of Low Income Tracts	0.00%
Number of Moderate Income Tracts	2
Percentage of Moderate Income Tracts	66.67%
Number of Middle Income Tracts	1
Percentage of Middle Income Tracts	33.33%
Number of Upper Income Tracts	0
Percentage of Upper Income Tracts	0.00%
Number of NA Income Tracts	0
Percentage of NA Income Tracts	0.00%

Billings, NORTH DAKOTA

Census Tract	Tract Income Class	Minority Tract
38007963100	MIDDLE	NO



Billings, NORTH DAKOTA

Census Tract	Tract Income Class	Minority Tract
Summary Data: Billings		
Number of Census Tracts		1
Number of Minority Tracts		0
Percentage of Minority Tracts		0.00%
Number of Low Income Tracts		0
Percentage of Low Income Tracts		0.00%
Number of Moderate Income Tracts		0
Percentage of Moderate Income Tracts		0.00%
Number of Middle Income Tracts		1
Percentage of Middle Income Tracts		100.00%
Number of Upper Income Tracts		0
Percentage of Upper Income Tracts		0.00%
Number of NA Income Tracts		0
Percentage of NA Income Tracts		0.00%

Bottineau, NORTH DAKOTA

Census Tract	Tract Income Class	Minority Tract
Summary Data: Bottineau		
Number of Census Tracts		3
Number of Minority Tracts		0
Percentage of Minority Tracts		0.00%
Number of Low Income Tracts		0
Percentage of Low Income Tracts		0.00%
Number of Moderate Income Tracts		0
Percentage of Moderate Income Tracts		0.00%
Number of Middle Income Tracts		3
Percentage of Middle Income Tracts		100.00%
Number of Upper Income Tracts		0
Percentage of Upper Income Tracts		0.00%
Number of NA Income Tracts		0
Percentage of NA Income Tracts		0.00%

Bowman, NORTH DAKOTA

Census Tract	Tract Income Class	Minority Tract
Summary Data: Bowman		
Number of Census Tracts		2
Number of Minority Tracts		0
Percentage of Minority Tracts		0.00%
Number of Low Income Tracts		0
Percentage of Low Income Tracts		0.00%
Number of Moderate Income Tracts		0
Percentage of Moderate Income Tracts		0.00%
Number of Middle Income Tracts		2
Percentage of Middle Income Tracts		100.00%
Number of Upper Income Tracts		0
Percentage of Upper Income Tracts		0.00%
Number of NA Income Tracts		0
Percentage of NA Income Tracts		0.00%

Bottineau, NORTH DAKOTA


Census Tract	Tract Income Class	Minority Tract
38009952300	MIDDLE	NO
38009952400	MIDDLE	NO
38009952500	MIDDLE	NO

Bowman, NORTH DAKOTA

Census Tract	Tract Income Class	Minority Tract
38011965200	MIDDLE	NO
38011965300	MIDDLE	NO

Burke, NORTH DAKOTA

Census Tract	Tract Income Class	Minority Tract
38013953300	MIDDLE	NO



Burke, NORTH DAKOTA

Census Tract	Tract Income Class	Minority Tract
Summary Data: Burke		
Number of Census Tracts		1
Number of Minority Tracts		0
Percentage of Minority Tracts		0.00%
Number of Low Income Tracts		0
Percentage of Low Income Tracts		0.00%
Number of Moderate Income Tracts		0
Percentage of Moderate Income Tracts		0.00%
Number of Middle Income Tracts		1
Percentage of Middle Income Tracts		100.00%
Number of Upper Income Tracts		0
Percentage of Upper Income Tracts		0.00%
Number of NA Income Tracts		0
Percentage of NA Income Tracts		0.00%

Burleigh, NORTH DAKOTA

Census Tract	Tract Income Class	Minority Tract
38015010600	MIDDLE	NO
38015010700	MIDDLE	NO
38015010800	MODERATE	NO
38015010900	MIDDLE	NO
38015011001	MIDDLE	NO
38015011002	MIDDLE	NO
38015011101	MIDDLE	NO
38015011103	MODERATE	NO
38015011104	UPPER	NO
38015011105	UPPER	NO
38015011200	MIDDLE	NO
38015011300	MIDDLE	NO
38015011400	MIDDLE	NO
38015011500	MIDDLE	NO

Burleigh, NORTH DAKOTA

Census Tract	Tract Income Class	Minority Tract
Summary Data: Burleigh		
Number of Census Tracts		19
Number of Minority Tracts		0
Percentage of Minority Tracts		0.00%
Number of Low Income Tracts		0
Percentage of Low Income Tracts		0.00%
Number of Moderate Income Tracts		3
Percentage of Moderate Income Tracts		15.79%
Number of Middle Income Tracts		14
Percentage of Middle Income Tracts		73.68%
Number of Upper Income Tracts		2
Percentage of Upper Income Tracts		10.53%
Number of NA Income Tracts		0
Percentage of NA Income Tracts		0.00%

Burleigh, NORTH DAKOTA

Census Tract	Tract Income Class	Minority Tract
38015010100	MIDDLE	NO
38015010200	MODERATE	NO
38015010300	MIDDLE	NO
38015010400	MIDDLE	NO
38015010500	MIDDLE	NO

Cass, NORTH DAKOTA

Census Tract	Tract Income Class	Minority Tract
38017000100	UPPER	NO
38017000203	MODERATE	NO
38017000204	MIDDLE	NO
38017000300	UPPER	NO
38017000400	MIDDLE	NO



Cass, NORTH DAKOTA

Census Tract	Tract Income Class	Minority Tract
38017000501	MODERATE	NO
38017000502	LOW	NO
38017000601	MODERATE	NO
38017000602	LOW	NO
38017000700	LOW	NO
38017000801	MIDDLE	NO
38017000802	MODERATE	NO
38017000901	MIDDLE	NO
38017000903	MODERATE	NO
38017000904	MIDDLE	NO
38017001003	MODERATE	NO
38017001004	MIDDLE	NO
38017010106	MODERATE	NO
38017010107	MODERATE	NO
38017010109	MIDDLE	NO
38017010110	UPPER	NO
38017010111	LOW	NO
38017010201	MIDDLE	NO
38017010205	UPPER	NO
38017010206	MIDDLE	NO
38017010303	MIDDLE	NO
38017010306	MIDDLE	NO
38017010307	UPPER	NO
38017010308	MIDDLE	NO
38017040100	MIDDLE	NO
38017040200	MIDDLE	NO
38017040300	MIDDLE	NO

Cass, NORTH DAKOTA

Census Tract	Tract Income Class	Minority Tract
38017040501	MIDDLE	NO
38017040502	UPPER	NO
38017040503	UPPER	NO
38017040504	MIDDLE	NO
38017040505	UPPER	NO
38017040506	UPPER	NO
38017040507	UPPER	NO
38017040508	UPPER	NO
38017040509	UPPER	NO
38017040600	MIDDLE	NO
38017040700	MODERATE	NO
38017040800	UPPER	NO

Cass, NORTH DAKOTA

Census Tract	Tract Income Class	Minority Tract
Summary Data: Cass		
Number of Census Tracts		44
Number of Minority Tracts		0
Percentage of Minority Tracts		0.00%
Number of Low Income Tracts		4
Percentage of Low Income Tracts		9.09%
Number of Moderate Income Tracts		9
Percentage of Moderate Income Tracts		20.45%
Number of Middle Income Tracts		18
Percentage of Middle Income Tracts		40.91%
Number of Upper Income Tracts		13
Percentage of Upper Income Tracts		29.55%
Number of NA Income Tracts		0
Percentage of NA Income Tracts		0.00%

Cavalier, NORTH DAKOTA

Census Tract	Tract Income Class	Minority Tract
38019950900	MIDDLE	NO
38019951100	MIDDLE	NO



Cavalier, NORTH DAKOTA

Census Tract	Tract Income Class	Minority Tract
Summary Data: Cavalier		
Number of Census Tracts		2
Number of Minority Tracts		0
Percentage of Minority Tracts		0.00%
Number of Low Income Tracts		0
Percentage of Low Income Tracts		0.00%
Number of Moderate Income Tracts		0
Percentage of Moderate Income Tracts		0.00%
Number of Middle Income Tracts		2
Percentage of Middle Income Tracts		100.00%
Number of Upper Income Tracts		0
Percentage of Upper Income Tracts		0.00%
Number of NA Income Tracts		0
Percentage of NA Income Tracts		0.00%

Dickey, NORTH DAKOTA

Census Tract	Tract Income Class	Minority Tract
38021973200	MIDDLE	NO
38021973300	MIDDLE	NO
38021973400	MIDDLE	NO

Dickey, NORTH DAKOTA

Census Tract	Tract Income Class	Minority Tract
Summary Data: Dickey		
Number of Census Tracts		3
Number of Minority Tracts		0
Percentage of Minority Tracts		0.00%
Number of Low Income Tracts		0
Percentage of Low Income Tracts		0.00%
Number of Moderate Income Tracts		0
Percentage of Moderate Income Tracts		0.00%
Number of Middle Income Tracts		3
Percentage of Middle Income Tracts		100.00%
Number of Upper Income Tracts		0
Percentage of Upper Income Tracts		0.00%
Number of NA Income Tracts		0
Percentage of NA Income Tracts		0.00%

Divide, NORTH DAKOTA


Census Tract	Tract Income Class	Minority Tract
38023954500	MIDDLE	NO

Divide, NORTH DAKOTA

Census Tract	Tract Income Class	Minority Tract
Summary Data: Divide		
Number of Census Tracts		1
Number of Minority Tracts		0
Percentage of Minority Tracts		0.00%
Number of Low Income Tracts		0
Percentage of Low Income Tracts		0.00%
Number of Moderate Income Tracts		0
Percentage of Moderate Income Tracts		0.00%
Number of Middle Income Tracts		1
Percentage of Middle Income Tracts		100.00%
Number of Upper Income Tracts		0
Percentage of Upper Income Tracts		0.00%
Number of NA Income Tracts		0
Percentage of NA Income Tracts		0.00%

Dunn, NORTH DAKOTA

Census Tract	Tract Income Class	Minority Tract
38025962200	UPPER	NO



Dunn, NORTH DAKOTA

Census Tract	Tract Income Class	Minority Tract
Summary Data: Dunn		
Number of Census Tracts		1
Number of Minority Tracts		0
Percentage of Minority Tracts		0.00%
Number of Low Income Tracts		0
Percentage of Low Income Tracts		0.00%
Number of Moderate Income Tracts		0
Percentage of Moderate Income Tracts		0.00%
Number of Middle Income Tracts		0
Percentage of Middle Income Tracts		0.00%
Number of Upper Income Tracts		1
Percentage of Upper Income Tracts		100.00%
Number of NA Income Tracts		0
Percentage of NA Income Tracts		0.00%

Eddy, NORTH DAKOTA

Census Tract	Tract Income Class	Minority Tract
38027959200	MIDDLE	NO

Eddy, NORTH DAKOTA

Census Tract	Tract Income Class	Minority Tract
Summary Data: Eddy		
Number of Census Tracts		1
Number of Minority Tracts		0
Percentage of Minority Tracts		0.00%
Number of Low Income Tracts		0
Percentage of Low Income Tracts		0.00%
Number of Moderate Income Tracts		0
Percentage of Moderate Income Tracts		0.00%
Number of Middle Income Tracts		1
Percentage of Middle Income Tracts		100.00%
Number of Upper Income Tracts		0
Percentage of Upper Income Tracts		0.00%
Number of NA Income Tracts		0
Percentage of NA Income Tracts		0.00%

Emmons, NORTH DAKOTA


Census Tract	Tract Income Class	Minority Tract
38029966500	MIDDLE	NO

Emmons, NORTH DAKOTA

Census Tract	Tract Income Class	Minority Tract
Summary Data: Emmons		
Number of Census Tracts		1
Number of Minority Tracts		0
Percentage of Minority Tracts		0.00%
Number of Low Income Tracts		0
Percentage of Low Income Tracts		0.00%
Number of Moderate Income Tracts		0
Percentage of Moderate Income Tracts		0.00%
Number of Middle Income Tracts		1
Percentage of Middle Income Tracts		100.00%
Number of Upper Income Tracts		0
Percentage of Upper Income Tracts		0.00%
Number of NA Income Tracts		0
Percentage of NA Income Tracts		0.00%

Foster, NORTH DAKOTA

Census Tract	Tract Income Class	Minority Tract
38031959600	MIDDLE	NO



Foster, NORTH DAKOTA

Census Tract	Tract Income Class	Minority Tract
Summary Data: Foster		
Number of Census Tracts		1
Number of Minority Tracts		0
Percentage of Minority Tracts		0.00%
Number of Low Income Tracts		0
Percentage of Low Income Tracts		0.00%
Number of Moderate Income Tracts		0
Percentage of Moderate Income Tracts		0.00%
Number of Middle Income Tracts		1
Percentage of Middle Income Tracts		100.00%
Number of Upper Income Tracts		0
Percentage of Upper Income Tracts		0.00%
Number of NA Income Tracts		0
Percentage of NA Income Tracts		0.00%

Golden Valley, NORTH DAKOTA

Census Tract	Tract Income Class	Minority Tract
Summary Data: Golden Valley		
Number of Census Tracts		1
Number of Minority Tracts		0
Percentage of Minority Tracts		0.00%
Number of Low Income Tracts		0
Percentage of Low Income Tracts		0.00%
Number of Moderate Income Tracts		0
Percentage of Moderate Income Tracts		0.00%
Number of Middle Income Tracts		1
Percentage of Middle Income Tracts		100.00%
Number of Upper Income Tracts		0
Percentage of Upper Income Tracts		0.00%
Number of NA Income Tracts		0
Percentage of NA Income Tracts		0.00%

Grand Forks, NORTH DAKOTA

Census Tract	Tract Income Class	Minority Tract
38035010600	MODERATE	NO
38035010700	MIDDLE	NO
38035010801	MIDDLE	NO
38035010804	MODERATE	NO
38035010805	NA	NO
38035010806	MODERATE	NO
38035010900	UPPER	NO
38035011000	MODERATE	NO
38035011100	UPPER	NO
38035011201	MIDDLE	NO
38035011202	UPPER	NO
38035011400	MIDDLE	NO
38035011701	UPPER	NO
38035011702	UPPER	NO
38035011800	MIDDLE	NO
38035011900	MODERATE	NO
38035012000	MIDDLE	NO

Golden Valley, NORTH DAKOTA

Census Tract	Tract Income Class	Minority Tract
38033962900	MIDDLE	NO

Grand Forks, NORTH DAKOTA

Census Tract	Tract Income Class	Minority Tract
38035010100	MODERATE	NO
38035010200	MIDDLE	NO
38035010301	MODERATE	NO
38035010302	LOW	NO
38035010400	MIDDLE	NO



Grand Forks, NORTH DAKOTA

Census Tract	Tract Income Class	Minority Tract
Summary Data: Grand Forks		
Number of Census Tracts		22
Number of Minority Tracts		0
Percentage of Minority Tracts		0.00%
Number of Low Income Tracts		1
Percentage of Low Income Tracts		4.55%
Number of Moderate Income Tracts		7
Percentage of Moderate Income Tracts		31.82%
Number of Middle Income Tracts		8
Percentage of Middle Income Tracts		36.36%
Number of Upper Income Tracts		5
Percentage of Upper Income Tracts		22.73%
Number of NA Income Tracts		1
Percentage of NA Income Tracts		4.55%

Grant, NORTH DAKOTA

Census Tract	Tract Income Class	Minority Tract
38037965900	MIDDLE	NO

Grant, NORTH DAKOTA

Census Tract	Tract Income Class	Minority Tract
Summary Data: Grant		
Number of Census Tracts		1
Number of Minority Tracts		0
Percentage of Minority Tracts		0.00%
Number of Low Income Tracts		0
Percentage of Low Income Tracts		0.00%
Number of Moderate Income Tracts		0
Percentage of Moderate Income Tracts		0.00%
Number of Middle Income Tracts		1
Percentage of Middle Income Tracts		100.00%
Number of Upper Income Tracts		0
Percentage of Upper Income Tracts		0.00%
Number of NA Income Tracts		0
Percentage of NA Income Tracts		0.00%

Griggs, NORTH DAKOTA

Census Tract	Tract Income Class	Minority Tract
38039968600	MIDDLE	NO

Griggs, NORTH DAKOTA

Census Tract	Tract Income Class	Minority Tract
Summary Data: Griggs		
Number of Census Tracts		1
Number of Minority Tracts		0
Percentage of Minority Tracts		0.00%
Number of Low Income Tracts		0
Percentage of Low Income Tracts		0.00%
Number of Moderate Income Tracts		0
Percentage of Moderate Income Tracts		0.00%
Number of Middle Income Tracts		1
Percentage of Middle Income Tracts		100.00%
Number of Upper Income Tracts		0
Percentage of Upper Income Tracts		0.00%
Number of NA Income Tracts		0
Percentage of NA Income Tracts		0.00%

Hettinger, NORTH DAKOTA

Census Tract	Tract Income Class	Minority Tract
38041964700	MIDDLE	NO
38041964800	MIDDLE	NO



Hettinger, NORTH DAKOTA

Census Tract	Tract Income Class	Minority Tract
Summary Data: Hettinger		
Number of Census Tracts		2
Number of Minority Tracts		0
Percentage of Minority Tracts		0.00%
Number of Low Income Tracts		0
Percentage of Low Income Tracts		0.00%
Number of Moderate Income Tracts		0
Percentage of Moderate Income Tracts		0.00%
Number of Middle Income Tracts		2
Percentage of Middle Income Tracts		100.00%
Number of Upper Income Tracts		0
Percentage of Upper Income Tracts		0.00%
Number of NA Income Tracts		0
Percentage of NA Income Tracts		0.00%

Kidder, NORTH DAKOTA

Census Tract	Tract Income Class	Minority Tract
38043966800	MODERATE	NO

Kidder, NORTH DAKOTA

Census Tract	Tract Income Class	Minority Tract
Summary Data: Kidder		
Number of Census Tracts		1
Number of Minority Tracts		0
Percentage of Minority Tracts		0.00%
Number of Low Income Tracts		0
Percentage of Low Income Tracts		0.00%
Number of Moderate Income Tracts		1
Percentage of Moderate Income Tracts		100.00%
Number of Middle Income Tracts		0
Percentage of Middle Income Tracts		0.00%
Number of Upper Income Tracts		0
Percentage of Upper Income Tracts		0.00%
Number of NA Income Tracts		0
Percentage of NA Income Tracts		0.00%

LaMoure, NORTH DAKOTA

Census Tract	Tract Income Class	Minority Tract
38045972100	MIDDLE	NO
38045972200	MIDDLE	NO

LaMoure, NORTH DAKOTA

Census Tract	Tract Income Class	Minority Tract
Summary Data: LaMoure		
Number of Census Tracts		2
Number of Minority Tracts		0
Percentage of Minority Tracts		0.00%
Number of Low Income Tracts		0
Percentage of Low Income Tracts		0.00%
Number of Moderate Income Tracts		0
Percentage of Moderate Income Tracts		0.00%
Number of Middle Income Tracts		2
Percentage of Middle Income Tracts		100.00%
Number of Upper Income Tracts		0
Percentage of Upper Income Tracts		0.00%
Number of NA Income Tracts		0
Percentage of NA Income Tracts		0.00%

Logan, NORTH DAKOTA

Census Tract	Tract Income Class	Minority Tract
38047972500	MIDDLE	NO



Logan, NORTH DAKOTA

Census Tract	Tract Income Class	Minority Tract
Summary Data: Logan		
Number of Census Tracts		1
Number of Minority Tracts		0
Percentage of Minority Tracts		0.00%
Number of Low Income Tracts		0
Percentage of Low Income Tracts		0.00%
Number of Moderate Income Tracts		0
Percentage of Moderate Income Tracts		0.00%
Number of Middle Income Tracts		1
Percentage of Middle Income Tracts		100.00%
Number of Upper Income Tracts		0
Percentage of Upper Income Tracts		0.00%
Number of NA Income Tracts		0
Percentage of NA Income Tracts		0.00%

McHenry, NORTH DAKOTA

Census Tract	Tract Income Class	Minority Tract
38049955600	MIDDLE	NO
38049955900	MIDDLE	NO

McHenry, NORTH DAKOTA

Census Tract	Tract Income Class	Minority Tract
Summary Data: McHenry		
Number of Census Tracts		2
Number of Minority Tracts		0
Percentage of Minority Tracts		0.00%
Number of Low Income Tracts		0
Percentage of Low Income Tracts		0.00%
Number of Moderate Income Tracts		0
Percentage of Moderate Income Tracts		0.00%
Number of Middle Income Tracts		2
Percentage of Middle Income Tracts		100.00%
Number of Upper Income Tracts		0
Percentage of Upper Income Tracts		0.00%
Number of NA Income Tracts		0
Percentage of NA Income Tracts		0.00%

McIntosh, NORTH DAKOTA

Census Tract	Tract Income Class	Minority Tract
38051972900	MIDDLE	NO

McIntosh, NORTH DAKOTA

Census Tract	Tract Income Class	Minority Tract
Summary Data: McIntosh		
Number of Census Tracts		1
Number of Minority Tracts		0
Percentage of Minority Tracts		0.00%
Number of Low Income Tracts		0
Percentage of Low Income Tracts		0.00%
Number of Moderate Income Tracts		0
Percentage of Moderate Income Tracts		0.00%
Number of Middle Income Tracts		1
Percentage of Middle Income Tracts		100.00%
Number of Upper Income Tracts		0
Percentage of Upper Income Tracts		0.00%
Number of NA Income Tracts		0
Percentage of NA Income Tracts		0.00%

McKenzie, NORTH DAKOTA

Census Tract	Tract Income Class	Minority Tract
38053940100	MIDDLE	YES
38053962301	UPPER	NO
38053962302	UPPER	NO
38053962400	MIDDLE	NO
38053962500	MIDDLE	NO



McKenzie, NORTH DAKOTA

Census Tract	Tract Income Class	Minority Tract
Summary Data: McKenzie		
Number of Census Tracts		5
Number of Minority Tracts		1
Percentage of Minority Tracts		20.00%
Number of Low Income Tracts		0
Percentage of Low Income Tracts		0.00%
Number of Moderate Income Tracts		0
Percentage of Moderate Income Tracts		0.00%
Number of Middle Income Tracts		3
Percentage of Middle Income Tracts		60.00%
Number of Upper Income Tracts		2
Percentage of Upper Income Tracts		40.00%
Number of NA Income Tracts		0
Percentage of NA Income Tracts		0.00%

McLean, NORTH DAKOTA

Census Tract	Tract Income Class	Minority Tract
38055940100	MODERATE	YES
38055960800	MIDDLE	NO
38055961001	MIDDLE	NO

McLean, NORTH DAKOTA

Census Tract	Tract Income Class	Minority Tract
Summary Data: McLean		
Number of Census Tracts		3
Number of Minority Tracts		1
Percentage of Minority Tracts		33.33%
Number of Low Income Tracts		0
Percentage of Low Income Tracts		0.00%
Number of Moderate Income Tracts		1
Percentage of Moderate Income Tracts		33.33%
Number of Middle Income Tracts		2
Percentage of Middle Income Tracts		66.67%
Number of Upper Income Tracts		0
Percentage of Upper Income Tracts		0.00%
Number of NA Income Tracts		0
Percentage of NA Income Tracts		0.00%

Mercer, NORTH DAKOTA

Census Tract	Tract Income Class	Minority Tract
38057961600	MIDDLE	NO
38057961700	UPPER	NO
38057961800	MIDDLE	NO

Mercer, NORTH DAKOTA

Census Tract	Tract Income Class	Minority Tract
Summary Data: Mercer		
Number of Census Tracts		3
Number of Minority Tracts		0
Percentage of Minority Tracts		0.00%
Number of Low Income Tracts		0
Percentage of Low Income Tracts		0.00%
Number of Moderate Income Tracts		0
Percentage of Moderate Income Tracts		0.00%
Number of Middle Income Tracts		2
Percentage of Middle Income Tracts		66.67%
Number of Upper Income Tracts		1
Percentage of Upper Income Tracts		33.33%
Number of NA Income Tracts		0
Percentage of NA Income Tracts		0.00%

Morton, NORTH DAKOTA

Census Tract	Tract Income Class	Minority Tract
38059020100	MIDDLE	NO
38059020200	MIDDLE	NO
38059020301	MIDDLE	NO
38059020302	MIDDLE	NO
38059020303	MIDDLE	NO



Morton, NORTH DAKOTA

Census Tract	Tract Income Class	Minority Tract
38059020400	MIDDLE	NO
38059020500	MIDDLE	NO

Summary Data: Morton

Number of Census Tracts	7
Number of Minority Tracts	0
Percentage of Minority Tracts	0.00%
Number of Low Income Tracts	0
Percentage of Low Income Tracts	0.00%
Number of Moderate Income Tracts	0
Percentage of Moderate Income Tracts	0.00%
Number of Middle Income Tracts	7
Percentage of Middle Income Tracts	100.00%
Number of Upper Income Tracts	0
Percentage of Upper Income Tracts	0.00%
Number of NA Income Tracts	0
Percentage of NA Income Tracts	0.00%

Mountrail, NORTH DAKOTA

Census Tract	Tract Income Class	Minority Tract
38061940300	MIDDLE	YES
38061940400	MIDDLE	YES
38061955200	MIDDLE	NO

Mountrail, NORTH DAKOTA

Census Tract	Tract Income Class	Minority Tract
--------------	--------------------	----------------

Summary Data: Mountrail

Number of Census Tracts	3
Number of Minority Tracts	2
Percentage of Minority Tracts	66.67%
Number of Low Income Tracts	0
Percentage of Low Income Tracts	0.00%
Number of Moderate Income Tracts	0
Percentage of Moderate Income Tracts	0.00%
Number of Middle Income Tracts	3
Percentage of Middle Income Tracts	100.00%
Number of Upper Income Tracts	0
Percentage of Upper Income Tracts	0.00%
Number of NA Income Tracts	0
Percentage of NA Income Tracts	0.00%

Nelson, NORTH DAKOTA

Census Tract	Tract Income Class	Minority Tract
38063959000	MIDDLE	NO

Nelson, NORTH DAKOTA

Census Tract	Tract Income Class	Minority Tract
--------------	--------------------	----------------

Summary Data: Nelson

Number of Census Tracts	1
Number of Minority Tracts	0
Percentage of Minority Tracts	0.00%
Number of Low Income Tracts	0
Percentage of Low Income Tracts	0.00%
Number of Moderate Income Tracts	0
Percentage of Moderate Income Tracts	0.00%
Number of Middle Income Tracts	1
Percentage of Middle Income Tracts	100.00%
Number of Upper Income Tracts	0
Percentage of Upper Income Tracts	0.00%
Number of NA Income Tracts	0
Percentage of NA Income Tracts	0.00%

Oliver, NORTH DAKOTA

Census Tract	Tract Income Class	Minority Tract
38065961200	MIDDLE	NO



Oliver, NORTH DAKOTA

Census Tract	Tract Income Class	Minority Tract
Summary Data: Oliver		
Number of Census Tracts		1
Number of Minority Tracts		0
Percentage of Minority Tracts		0.00%
Number of Low Income Tracts		0
Percentage of Low Income Tracts		0.00%
Number of Moderate Income Tracts		0
Percentage of Moderate Income Tracts		0.00%
Number of Middle Income Tracts		1
Percentage of Middle Income Tracts		100.00%
Number of Upper Income Tracts		0
Percentage of Upper Income Tracts		0.00%
Number of NA Income Tracts		0
Percentage of NA Income Tracts		0.00%

Pembina, NORTH DAKOTA

Census Tract	Tract Income Class	Minority Tract
38067950100	MIDDLE	NO
38067950200	MIDDLE	NO
38067950500	MIDDLE	NO
38067950600	MIDDLE	NO

Pembina, NORTH DAKOTA

Census Tract	Tract Income Class	Minority Tract
Summary Data: Pembina		
Number of Census Tracts		4
Number of Minority Tracts		0
Percentage of Minority Tracts		0.00%
Number of Low Income Tracts		0
Percentage of Low Income Tracts		0.00%
Number of Moderate Income Tracts		0
Percentage of Moderate Income Tracts		0.00%
Number of Middle Income Tracts		4
Percentage of Middle Income Tracts		100.00%
Number of Upper Income Tracts		0
Percentage of Upper Income Tracts		0.00%
Number of NA Income Tracts		0
Percentage of NA Income Tracts		0.00%

Pierce, NORTH DAKOTA


Census Tract	Tract Income Class	Minority Tract
38069956100	MODERATE	NO
38069956200	MIDDLE	NO

Pierce, NORTH DAKOTA

Census Tract	Tract Income Class	Minority Tract
Summary Data: Pierce		
Number of Census Tracts		2
Number of Minority Tracts		0
Percentage of Minority Tracts		0.00%
Number of Low Income Tracts		0
Percentage of Low Income Tracts		0.00%
Number of Moderate Income Tracts		1
Percentage of Moderate Income Tracts		50.00%
Number of Middle Income Tracts		1
Percentage of Middle Income Tracts		50.00%
Number of Upper Income Tracts		0
Percentage of Upper Income Tracts		0.00%
Number of NA Income Tracts		0
Percentage of NA Income Tracts		0.00%

Ramsey, NORTH DAKOTA

Census Tract	Tract Income Class	Minority Tract
38071957600	MODERATE	NO
38071957700	MIDDLE	NO
38071957800	MIDDLE	NO



Ramsey, NORTH DAKOTA

Census Tract	Tract Income Class	Minority Tract
Summary Data: Ramsey		
Number of Census Tracts		3
Number of Minority Tracts		0
Percentage of Minority Tracts		0.00%
Number of Low Income Tracts		0
Percentage of Low Income Tracts		0.00%
Number of Moderate Income Tracts		1
Percentage of Moderate Income Tracts		33.33%
Number of Middle Income Tracts		2
Percentage of Middle Income Tracts		66.67%
Number of Upper Income Tracts		0
Percentage of Upper Income Tracts		0.00%
Number of NA Income Tracts		0
Percentage of NA Income Tracts		0.00%

Ransom, NORTH DAKOTA

Census Tract	Tract Income Class	Minority Tract
38073968900	MIDDLE	NO
38073969000	MIDDLE	NO
38073969100	MIDDLE	NO

Ransom, NORTH DAKOTA

Census Tract	Tract Income Class	Minority Tract
Summary Data: Ransom		
Number of Census Tracts		3
Number of Minority Tracts		0
Percentage of Minority Tracts		0.00%
Number of Low Income Tracts		0
Percentage of Low Income Tracts		0.00%
Number of Moderate Income Tracts		0
Percentage of Moderate Income Tracts		0.00%
Number of Middle Income Tracts		3
Percentage of Middle Income Tracts		100.00%
Number of Upper Income Tracts		0
Percentage of Upper Income Tracts		0.00%
Number of NA Income Tracts		0
Percentage of NA Income Tracts		0.00%

Renville, NORTH DAKOTA

Census Tract	Tract Income Class	Minority Tract
38075952900	MIDDLE	NO

Renville, NORTH DAKOTA

Census Tract	Tract Income Class	Minority Tract
Summary Data: Renville		
Number of Census Tracts		1
Number of Minority Tracts		0
Percentage of Minority Tracts		0.00%
Number of Low Income Tracts		0
Percentage of Low Income Tracts		0.00%
Number of Moderate Income Tracts		0
Percentage of Moderate Income Tracts		0.00%
Number of Middle Income Tracts		1
Percentage of Middle Income Tracts		100.00%
Number of Upper Income Tracts		0
Percentage of Upper Income Tracts		0.00%
Number of NA Income Tracts		0
Percentage of NA Income Tracts		0.00%

Richland, NORTH DAKOTA

Census Tract	Tract Income Class	Minority Tract
38077970700	MIDDLE	NO
38077970800	UPPER	NO
38077970900	MIDDLE	NO
38077971000	MIDDLE	NO
38077971100	MIDDLE	NO



Richland, NORTH DAKOTA

Census Tract	Tract Income Class	Minority Tract
38077971400	MIDDLE	NO

Summary Data: Richland

Number of Census Tracts	6
Number of Minority Tracts	0
Percentage of Minority Tracts	0.00%
Number of Low Income Tracts	0
Percentage of Low Income Tracts	0.00%
Number of Moderate Income Tracts	0
Percentage of Moderate Income Tracts	0.00%
Number of Middle Income Tracts	5
Percentage of Middle Income Tracts	83.33%
Number of Upper Income Tracts	1
Percentage of Upper Income Tracts	16.67%
Number of NA Income Tracts	0
Percentage of NA Income Tracts	0.00%

Rolette, NORTH DAKOTA

Census Tract	Tract Income Class	Minority Tract
38079941800	MODERATE	YES
38079951600	MODERATE	YES
38079951700	MODERATE	YES
38079951900	MODERATE	NO

Rolette, NORTH DAKOTA

Census Tract	Tract Income Class	Minority Tract
--------------	--------------------	----------------

Summary Data: Rolette

Number of Census Tracts	4
Number of Minority Tracts	3
Percentage of Minority Tracts	75.00%
Number of Low Income Tracts	0
Percentage of Low Income Tracts	0.00%
Number of Moderate Income Tracts	4
Percentage of Moderate Income Tracts	100.00%
Number of Middle Income Tracts	0
Percentage of Middle Income Tracts	0.00%
Number of Upper Income Tracts	0
Percentage of Upper Income Tracts	0.00%
Number of NA Income Tracts	0
Percentage of NA Income Tracts	0.00%

Sargent, NORTH DAKOTA

Census Tract	Tract Income Class	Minority Tract
38081974000	MIDDLE	NO
38081974200	MIDDLE	NO

Sargent, NORTH DAKOTA

Census Tract	Tract Income Class	Minority Tract
--------------	--------------------	----------------

Summary Data: Sargent

Number of Census Tracts	2
Number of Minority Tracts	0
Percentage of Minority Tracts	0.00%
Number of Low Income Tracts	0
Percentage of Low Income Tracts	0.00%
Number of Moderate Income Tracts	0
Percentage of Moderate Income Tracts	0.00%
Number of Middle Income Tracts	2
Percentage of Middle Income Tracts	100.00%
Number of Upper Income Tracts	0
Percentage of Upper Income Tracts	0.00%
Number of NA Income Tracts	0
Percentage of NA Income Tracts	0.00%

Sheridan, NORTH DAKOTA

Census Tract	Tract Income Class	Minority Tract
38083960200	MIDDLE	NO



Sheridan, NORTH DAKOTA

Census Tract	Tract Income Class	Minority Tract
Summary Data: Sheridan		
Number of Census Tracts		1
Number of Minority Tracts		0
Percentage of Minority Tracts		0.00%
Number of Low Income Tracts		0
Percentage of Low Income Tracts		0.00%
Number of Moderate Income Tracts		0
Percentage of Moderate Income Tracts		0.00%
Number of Middle Income Tracts		1
Percentage of Middle Income Tracts		100.00%
Number of Upper Income Tracts		0
Percentage of Upper Income Tracts		0.00%
Number of NA Income Tracts		0
Percentage of NA Income Tracts		0.00%

Sioux, NORTH DAKOTA

Census Tract	Tract Income Class	Minority Tract
38085940800	MODERATE	YES
38085940900	LOW	YES

Sioux, NORTH DAKOTA

Census Tract	Tract Income Class	Minority Tract
Summary Data: Sioux		
Number of Census Tracts		2
Number of Minority Tracts		2
Percentage of Minority Tracts		100.00%
Number of Low Income Tracts		1
Percentage of Low Income Tracts		50.00%
Number of Moderate Income Tracts		1
Percentage of Moderate Income Tracts		50.00%
Number of Middle Income Tracts		0
Percentage of Middle Income Tracts		0.00%
Number of Upper Income Tracts		0
Percentage of Upper Income Tracts		0.00%
Number of NA Income Tracts		0
Percentage of NA Income Tracts		0.00%

Slope, NORTH DAKOTA


Census Tract	Tract Income Class	Minority Tract
38087965000	MIDDLE	NO

Slope, NORTH DAKOTA

Census Tract	Tract Income Class	Minority Tract
Summary Data: Slope		
Number of Census Tracts		1
Number of Minority Tracts		0
Percentage of Minority Tracts		0.00%
Number of Low Income Tracts		0
Percentage of Low Income Tracts		0.00%
Number of Moderate Income Tracts		0
Percentage of Moderate Income Tracts		0.00%
Number of Middle Income Tracts		1
Percentage of Middle Income Tracts		100.00%
Number of Upper Income Tracts		0
Percentage of Upper Income Tracts		0.00%
Number of NA Income Tracts		0
Percentage of NA Income Tracts		0.00%

Stark, NORTH DAKOTA

Census Tract	Tract Income Class	Minority Tract
38089963300	MIDDLE	NO
38089963400	UPPER	NO
38089963501	UPPER	NO
38089963502	MIDDLE	NO
38089963600	MIDDLE	NO



Stark, NORTH DAKOTA

Census Tract	Tract Income Class	Minority Tract
38089963700	MIDDLE	NO
38089963800	MIDDLE	NO
38089963900	MIDDLE	NO
38089964000	MIDDLE	NO

Summary Data: Stark

Number of Census Tracts	9
Number of Minority Tracts	0
Percentage of Minority Tracts	0.00%
Number of Low Income Tracts	0
Percentage of Low Income Tracts	0.00%
Number of Moderate Income Tracts	0
Percentage of Moderate Income Tracts	0.00%
Number of Middle Income Tracts	7
Percentage of Middle Income Tracts	77.78%
Number of Upper Income Tracts	2
Percentage of Upper Income Tracts	22.22%
Number of NA Income Tracts	0
Percentage of NA Income Tracts	0.00%

Steele, NORTH DAKOTA

Census Tract	Tract Income Class	Minority Tract
38091968700	MIDDLE	NO

Steele, NORTH DAKOTA

Census Tract	Tract Income Class	Minority Tract
--------------	--------------------	----------------

Summary Data: Steele

Number of Census Tracts	1
Number of Minority Tracts	0
Percentage of Minority Tracts	0.00%
Number of Low Income Tracts	0
Percentage of Low Income Tracts	0.00%
Number of Moderate Income Tracts	0
Percentage of Moderate Income Tracts	0.00%
Number of Middle Income Tracts	1
Percentage of Middle Income Tracts	100.00%
Number of Upper Income Tracts	0
Percentage of Upper Income Tracts	0.00%
Number of NA Income Tracts	0
Percentage of NA Income Tracts	0.00%

Stutsman, NORTH DAKOTA

Census Tract	Tract Income Class	Minority Tract
38093967000	UPPER	NO
38093967200	MIDDLE	NO
38093967300	UPPER	NO
38093967401	MODERATE	NO
38093967402	MIDDLE	NO

Stutsman, NORTH DAKOTA

Census Tract	Tract Income Class	Minority Tract
38093967500	MODERATE	NO
38093967800	MODERATE	NO

Summary Data: Stutsman

Number of Census Tracts	7
Number of Minority Tracts	0
Percentage of Minority Tracts	0.00%
Number of Low Income Tracts	0
Percentage of Low Income Tracts	0.00%
Number of Moderate Income Tracts	3
Percentage of Moderate Income Tracts	42.86%
Number of Middle Income Tracts	2
Percentage of Middle Income Tracts	28.57%
Number of Upper Income Tracts	2
Percentage of Upper Income Tracts	28.57%
Number of NA Income Tracts	0
Percentage of NA Income Tracts	0.00%

Towner, NORTH DAKOTA

Census Tract	Tract Income Class	Minority Tract
38095951500	MIDDLE	NO



Towner, NORTH DAKOTA

Census Tract	Tract Income Class	Minority Tract
Summary Data: Towner		
Number of Census Tracts		1
Number of Minority Tracts		0
Percentage of Minority Tracts		0.00%
Number of Low Income Tracts		0
Percentage of Low Income Tracts		0.00%
Number of Moderate Income Tracts		0
Percentage of Moderate Income Tracts		0.00%
Number of Middle Income Tracts		1
Percentage of Middle Income Tracts		100.00%
Number of Upper Income Tracts		0
Percentage of Upper Income Tracts		0.00%
Number of NA Income Tracts		0
Percentage of NA Income Tracts		0.00%

Trails, NORTH DAKOTA

Census Tract	Tract Income Class	Minority Tract
38097970100	MIDDLE	NO
38097970200	MIDDLE	NO
38097970300	MIDDLE	NO
38097970400	MIDDLE	NO

Trails, NORTH DAKOTA

Census Tract	Tract Income Class	Minority Tract
Summary Data: Trails		
Number of Census Tracts		4
Number of Minority Tracts		0
Percentage of Minority Tracts		0.00%
Number of Low Income Tracts		0
Percentage of Low Income Tracts		0.00%
Number of Moderate Income Tracts		0
Percentage of Moderate Income Tracts		0.00%
Number of Middle Income Tracts		4
Percentage of Middle Income Tracts		100.00%
Number of Upper Income Tracts		0
Percentage of Upper Income Tracts		0.00%
Number of NA Income Tracts		0
Percentage of NA Income Tracts		0.00%

Walsh, NORTH DAKOTA

Census Tract	Tract Income Class	Minority Tract
38099957800	MIDDLE	NO
38099957900	MODERATE	NO
38099958000	MODERATE	NO
38099958100	MIDDLE	NO
38099958200	MIDDLE	NO

Walsh, NORTH DAKOTA

Census Tract	Tract Income Class	Minority Tract
38099958300	MIDDLE	NO
Summary Data: Walsh		
Number of Census Tracts		6
Number of Minority Tracts		0
Percentage of Minority Tracts		0.00%
Number of Low Income Tracts		0
Percentage of Low Income Tracts		0.00%
Number of Moderate Income Tracts		2
Percentage of Moderate Income Tracts		33.33%
Number of Middle Income Tracts		4
Percentage of Middle Income Tracts		66.67%
Number of Upper Income Tracts		0
Percentage of Upper Income Tracts		0.00%
Number of NA Income Tracts		0
Percentage of NA Income Tracts		0.00%

Ward, NORTH DAKOTA

Census Tract	Tract Income Class	Minority Tract
38101010100	MIDDLE	NO
38101010200	MIDDLE	NO
38101010301	MIDDLE	NO
38101010302	MIDDLE	NO



Ward, NORTH DAKOTA

Census Tract	Tract Income Class	Minority Tract
38101010400	MIDDLE	NO
38101010500	MIDDLE	NO
38101010601	MIDDLE	NO
38101010602	UPPER	NO
38101010701	MIDDLE	NO
38101010702	MIDDLE	NO
38101010800	MIDDLE	NO
38101010901	MIDDLE	NO
38101010902	MIDDLE	NO
38101011000	MIDDLE	NO
38101011200	UPPER	NO
38101011300	MIDDLE	NO

Ward, NORTH DAKOTA

Census Tract	Tract Income Class	Minority Tract
Summary Data: Ward		
Number of Census Tracts		16
Number of Minority Tracts		0
Percentage of Minority Tracts		0.00%
Number of Low Income Tracts		0
Percentage of Low Income Tracts		0.00%
Number of Moderate Income Tracts		0
Percentage of Moderate Income Tracts		0.00%
Number of Middle Income Tracts		14
Percentage of Middle Income Tracts		87.50%
Number of Upper Income Tracts		2
Percentage of Upper Income Tracts		12.50%
Number of NA Income Tracts		0
Percentage of NA Income Tracts		0.00%

Wells, NORTH DAKOTA


Census Tract	Tract Income Class	Minority Tract
38103959800	MIDDLE	NO
38103960000	MIDDLE	NO

Wells, NORTH DAKOTA

Census Tract	Tract Income Class	Minority Tract
Summary Data: Wells		
Number of Census Tracts		2
Number of Minority Tracts		0
Percentage of Minority Tracts		0.00%
Number of Low Income Tracts		0
Percentage of Low Income Tracts		0.00%
Number of Moderate Income Tracts		0
Percentage of Moderate Income Tracts		0.00%
Number of Middle Income Tracts		2
Percentage of Middle Income Tracts		100.00%
Number of Upper Income Tracts		0
Percentage of Upper Income Tracts		0.00%
Number of NA Income Tracts		0
Percentage of NA Income Tracts		0.00%

Williams, NORTH DAKOTA

Census Tract	Tract Income Class	Minority Tract
38105953400	UPPER	NO
38105953500	UPPER	NO
38105953600	UPPER	NO
38105953701	MIDDLE	NO
38105953702	UPPER	NO



Williams, NORTH DAKOTA

Census Tract	Tract Income Class	Minority Tract
38105953800	UPPER	NO
38105953900	UPPER	NO
38105954100	UPPER	NO

Summary Data: Williams

Number of Census Tracts	8
Number of Minority Tracts	0
Percentage of Minority Tracts	0.00%
Number of Low Income Tracts	0
Percentage of Low Income Tracts	0.00%
Number of Moderate Income Tracts	0
Percentage of Moderate Income Tracts	0.00%
Number of Middle Income Tracts	1
Percentage of Middle Income Tracts	12.50%
Number of Upper Income Tracts	7
Percentage of Upper Income Tracts	87.50%
Number of NA Income Tracts	0
Percentage of NA Income Tracts	0.00%



Assessment Area Summary Data:	Number of Census Tracts:	228
--------------------------------------	---------------------------------	-----

Number of Minority Tracts	Number of Low Income Tracts	Number of Moderate Income Tracts	Number of Middle Income Tracts	Number of Upper Income Tracts	Number of NA Income Tracts
11	6	36	147	38	1

Percentage of Minority Tracts	Percentage of Low Income Tracts	Percentage of Moderate Income Tracts	Percentage of Middle Income Tracts	Percentage of Upper Income Tracts	Percentage of NA Income Tracts
4.82%	2.63%	15.79%	64.47%	16.67%	0.44%

