

GeoDataVision Report D-1 Census Tract Reference Book 2021/2022

Tract Income Classification and Minority Status—Based on Census data released by the FFIEC July, 2021 through April, 2022

Adams, NORTH DAKOTA

Census Tract	2021		2022		Change in Tract Income Class from 2021 through 2022
	Tract Income Class	Minority Tract	Tract Income Class	Minority Tract	
38001965600	MIDDLE	NO	MIDDLE	NO	No Change

Summary Data: Adams	2021	2022
Number of Census Tracts	1	1
Number of Minority Tracts	0	0
Percentage of Minority Tracts	0.00%	0.00%
Number of Low Income Tracts	0	0
Percentage of Low Income Tracts	0.00%	0.00%
Number of Moderate Income Tracts	0	0
Percentage of Moderate Income Tracts	0.00%	0.00%
Number of Middle Income Tracts	1	1
Percentage of Middle Income Tracts	100.00%	100.00%
Number of Upper Income Tracts	0	0
Percentage of Upper Income Tracts	0.00%	0.00%
Number of NA Income Tracts	0	0
Percentage of NA Income Tracts	0.00%	0.00%

Barnes, NORTH DAKOTA

Census Tract	2021		2022		Change in Tract Income Class from 2021 through 2022
	Tract Income Class	Minority Tract	Tract Income Class	Minority Tract	
38003967900	MIDDLE	NO	MIDDLE	NO	No Change

Barnes, NORTH DAKOTA

Census Tract	2021		2022		Change in Tract Income Class from 2021 through 2022
	Tract Income Class	Minority Tract	Tract Income Class	Minority Tract	
38003968000	MIDDLE	NO	MIDDLE	NO	No Change
38003968200	MODERATE	NO	MODERATE	NO	No Change
38003968300	MIDDLE	NO	MIDDLE	NO	No Change

Summary Data: Barnes	2021	2022
Number of Census Tracts	4	4
Number of Minority Tracts	0	0
Percentage of Minority Tracts	0.00%	0.00%
Number of Low Income Tracts	0	0
Percentage of Low Income Tracts	0.00%	0.00%
Number of Moderate Income Tracts	1	1
Percentage of Moderate Income Tracts	25.00%	25.00%
Number of Middle Income Tracts	3	3
Percentage of Middle Income Tracts	75.00%	75.00%
Number of Upper Income Tracts	0	0
Percentage of Upper Income Tracts	0.00%	0.00%
Number of NA Income Tracts	0	0
Percentage of NA Income Tracts	0.00%	0.00%



GeoDataVision Report D-1 Census Tract Reference Book 2021/2022: NORTH DAKOTA

Benson, NORTH DAKOTA

Census Tract	2021		2022		Change in Tract Income Class from 2021 through 2022
	Tract Income Class	Minority Tract	Tract Income Class	Minority Tract	
38005940100	LOW	YES	MODERATE	YES	LOW to MODERATE
38005940200	MODERATE	YES	MODERATE	YES	No Change
38005956500	MIDDLE	NO			Not Applicable
38005956600	MIDDLE	NO			Not Applicable
38005956700			MIDDLE	NO	Not Applicable

Summary Data: Benson	2021	2022
Number of Census Tracts	4	3
Number of Minority Tracts	2	2
Percentage of Minority Tracts	50.00%	66.67%
Number of Low Income Tracts	1	0
Percentage of Low Income Tracts	25.00%	0.00%
Number of Moderate Income Tracts	1	2
Percentage of Moderate Income Tracts	25.00%	66.67%
Number of Middle Income Tracts	2	1
Percentage of Middle Income Tracts	50.00%	33.33%
Number of Upper Income Tracts	0	0
Percentage of Upper Income Tracts	0.00%	0.00%
Number of NA Income Tracts	0	0
Percentage of NA Income Tracts	0.00%	0.00%

Billings, NORTH DAKOTA

Census Tract	2021		2022		Change in Tract Income Class from 2021 through 2022
	Tract Income Class	Minority Tract	Tract Income Class	Minority Tract	
38007963100	UPPER	NO	MIDDLE	NO	UPPER to MIDDLE

Summary Data: Billings	2021	2022
Number of Census Tracts	1	1
Number of Minority Tracts	0	0
Percentage of Minority Tracts	0.00%	0.00%
Number of Low Income Tracts	0	0
Percentage of Low Income Tracts	0.00%	0.00%
Number of Moderate Income Tracts	0	0
Percentage of Moderate Income Tracts	0.00%	0.00%
Number of Middle Income Tracts	0	1
Percentage of Middle Income Tracts	0.00%	100.00%
Number of Upper Income Tracts	1	0
Percentage of Upper Income Tracts	100.00%	0.00%
Number of NA Income Tracts	0	0
Percentage of NA Income Tracts	0.00%	0.00%

Bottineau, NORTH DAKOTA

Census Tract	2021		2022		Change in Tract Income Class from 2021 through 2022
	Tract Income Class	Minority Tract	Tract Income Class	Minority Tract	
38009952300	MIDDLE	NO	MIDDLE	NO	No Change
38009952400	MIDDLE	NO	MIDDLE	NO	No Change



Bottineau, NORTH DAKOTA

Census Tract	2021		2022		Change in Tract Income Class from 2021 through 2022
	Tract Income Class	Minority Tract	Tract Income Class	Minority Tract	
38009952500	MIDDLE	NO	MIDDLE	NO	No Change

Summary Data: Bottineau	2021	2022
Number of Census Tracts	3	3
Number of Minority Tracts	0	0
Percentage of Minority Tracts	0.00%	0.00%
Number of Low Income Tracts	0	0
Percentage of Low Income Tracts	0.00%	0.00%
Number of Moderate Income Tracts	0	0
Percentage of Moderate Income Tracts	0.00%	0.00%
Number of Middle Income Tracts	3	3
Percentage of Middle Income Tracts	100.00%	100.00%
Number of Upper Income Tracts	0	0
Percentage of Upper Income Tracts	0.00%	0.00%
Number of NA Income Tracts	0	0
Percentage of NA Income Tracts	0.00%	0.00%

Bowman, NORTH DAKOTA

Census Tract	2021		2022		Change in Tract Income Class from 2021 through 2022
	Tract Income Class	Minority Tract	Tract Income Class	Minority Tract	
38011965200	MIDDLE	NO	MIDDLE	NO	No Change
38011965300	UPPER	NO	MIDDLE	NO	UPPER to MIDDLE

Bowman, NORTH DAKOTA

Census Tract	2021		2022		Change in Tract Income Class from 2021 through 2022
	Tract Income Class	Minority Tract	Tract Income Class	Minority Tract	

Summary Data: Bowman	2021	2022
Number of Census Tracts	2	2
Number of Minority Tracts	0	0
Percentage of Minority Tracts	0.00%	0.00%
Number of Low Income Tracts	0	0
Percentage of Low Income Tracts	0.00%	0.00%
Number of Moderate Income Tracts	0	0
Percentage of Moderate Income Tracts	0.00%	0.00%
Number of Middle Income Tracts	1	2
Percentage of Middle Income Tracts	50.00%	100.00%
Number of Upper Income Tracts	1	0
Percentage of Upper Income Tracts	50.00%	0.00%
Number of NA Income Tracts	0	0
Percentage of NA Income Tracts	0.00%	0.00%

Burke, NORTH DAKOTA

Census Tract	2021		2022		Change in Tract Income Class from 2021 through 2022
	Tract Income Class	Minority Tract	Tract Income Class	Minority Tract	
38013953300	MIDDLE	NO	MIDDLE	NO	No Change



Burke, NORTH DAKOTA

Census Tract	2021		2022		Change in Tract Income Class from 2021 through 2022
	Tract Income Class	Minority Tract	Tract Income Class	Minority Tract	

Summary Data: Burke	2021	2022
Number of Census Tracts	1	1
Number of Minority Tracts	0	0
Percentage of Minority Tracts	0.00%	0.00%
Number of Low Income Tracts	0	0
Percentage of Low Income Tracts	0.00%	0.00%
Number of Moderate Income Tracts	0	0
Percentage of Moderate Income Tracts	0.00%	0.00%
Number of Middle Income Tracts	1	1
Percentage of Middle Income Tracts	100.00%	100.00%
Number of Upper Income Tracts	0	0
Percentage of Upper Income Tracts	0.00%	0.00%
Number of NA Income Tracts	0	0
Percentage of NA Income Tracts	0.00%	0.00%

Burleigh, NORTH DAKOTA

Census Tract	2021		2022		Change in Tract Income Class from 2021 through 2022
	Tract Income Class	Minority Tract	Tract Income Class	Minority Tract	
38015010400	MIDDLE	NO	MIDDLE	NO	No Change
38015010500	MIDDLE	NO	MIDDLE	NO	No Change
38015010600	MIDDLE	NO	MIDDLE	NO	No Change
38015010700	MIDDLE	NO	MIDDLE	NO	No Change
38015010800	MODERATE	NO	MODERATE	NO	No Change
38015010900	MIDDLE	NO	MIDDLE	NO	No Change
38015011001	MIDDLE	NO	MIDDLE	NO	No Change
38015011002	MIDDLE	NO	MIDDLE	NO	No Change
38015011101	MIDDLE	NO	MIDDLE	NO	No Change
38015011103	MIDDLE	NO	MODERATE	NO	MIDDLE to MODERATE
38015011104	UPPER	NO	UPPER	NO	No Change
38015011105	UPPER	NO	UPPER	NO	No Change
38015011200	MIDDLE	NO	MIDDLE	NO	No Change
38015011300	MIDDLE	NO	MIDDLE	NO	No Change
38015011400	MIDDLE	NO	MIDDLE	NO	No Change
38015011500	MIDDLE	NO	MIDDLE	NO	No Change

Burleigh, NORTH DAKOTA

Census Tract	2021		2022		Change in Tract Income Class from 2021 through 2022
	Tract Income Class	Minority Tract	Tract Income Class	Minority Tract	
38015010100	MODERATE	NO	MIDDLE	NO	MODERATE to MIDDLE
38015010200	MODERATE	NO	MODERATE	NO	No Change
38015010300	MIDDLE	NO	MIDDLE	NO	No Change



Burleigh, NORTH DAKOTA

Census Tract	2021		2022		Change in Tract Income Class from 2021 through 2022
	Tract Income Class	Minority Tract	Tract Income Class	Minority Tract	

Summary Data: Burleigh	2021	2022
Number of Census Tracts	19	19
Number of Minority Tracts	0	0
Percentage of Minority Tracts	0.00%	0.00%
Number of Low Income Tracts	0	0
Percentage of Low Income Tracts	0.00%	0.00%
Number of Moderate Income Tracts	3	3
Percentage of Moderate Income Tracts	15.79%	15.79%
Number of Middle Income Tracts	14	14
Percentage of Middle Income Tracts	73.68%	73.68%
Number of Upper Income Tracts	2	2
Percentage of Upper Income Tracts	10.53%	10.53%
Number of NA Income Tracts	0	0
Percentage of NA Income Tracts	0.00%	0.00%

Cass, NORTH DAKOTA

Census Tract	2021		2022		Change in Tract Income Class from 2021 through 2022
	Tract Income Class	Minority Tract	Tract Income Class	Minority Tract	
38017000100	UPPER	NO	UPPER	NO	No Change
38017000201	MIDDLE	NO			Not Applicable
38017000202	MODERATE	NO			Not Applicable

Cass, NORTH DAKOTA

Census Tract	2021		2022		Change in Tract Income Class from 2021 through 2022
	Tract Income Class	Minority Tract	Tract Income Class	Minority Tract	
38017000203			MODERATE	NO	Not Applicable
38017000204			MIDDLE	NO	Not Applicable
38017000300	UPPER	NO	UPPER	NO	No Change
38017000400	MIDDLE	NO	MIDDLE	NO	No Change
38017000501	MIDDLE	NO	MODERATE	NO	MIDDLE to MODERATE
38017000502	NA	NO	LOW	NO	NA to LOW
38017000600	MODERATE	NO			Not Applicable
38017000601			MODERATE	NO	Not Applicable
38017000602			LOW	NO	Not Applicable
38017000700	MODERATE	NO	LOW	NO	MODERATE to LOW
38017000801	MIDDLE	NO	MIDDLE	NO	No Change
38017000802	MODERATE	NO	MODERATE	NO	No Change
38017000901	MODERATE	NO	MIDDLE	NO	MODERATE to MIDDLE
38017000903	MODERATE	NO	MODERATE	NO	No Change
38017000904	MIDDLE	NO	MIDDLE	NO	No Change
38017001001	MODERATE	NO			Not Applicable
38017001002	MIDDLE	NO			Not Applicable
38017001003			MODERATE	NO	Not Applicable
38017001004			MIDDLE	NO	Not Applicable
38017010106	MODERATE	NO	MODERATE	NO	No Change
38017010107	MODERATE	NO	MODERATE	NO	No Change
38017010108	MIDDLE	NO			Not Applicable
38017010109	MIDDLE	NO	MIDDLE	NO	No Change
38017010110			UPPER	NO	Not Applicable
38017010111			LOW	NO	Not Applicable
38017010201	MIDDLE	NO	MIDDLE	NO	No Change
38017010203	MIDDLE	NO			Not Applicable



GeoDataVision Report D-1 Census Tract Reference Book 2021/2022: NORTH DAKOTA

Cass, NORTH DAKOTA

Census Tract	2021		2022		Change in Tract Income Class from 2021 through 2022
	Tract Income Class	Minority Tract	Tract Income Class	Minority Tract	
38017010204	UPPER	NO			Not Applicable
38017010205			UPPER	NO	Not Applicable
38017010206			MIDDLE	NO	Not Applicable
38017010303	UPPER	NO	MIDDLE	NO	UPPER to MIDDLE
38017010305	MIDDLE	NO			Not Applicable
38017010306	UPPER	NO	MIDDLE	NO	UPPER to MIDDLE
38017010307	UPPER	NO	UPPER	NO	No Change
38017010308			MIDDLE	NO	Not Applicable
38017040100	MIDDLE	NO	MIDDLE	NO	No Change
38017040200	MIDDLE	NO	MIDDLE	NO	No Change
38017040300	MIDDLE	NO	MIDDLE	NO	No Change
38017040400	UPPER	NO			Not Applicable
38017040500	UPPER	NO			Not Applicable
38017040501			MIDDLE	NO	Not Applicable
38017040502			UPPER	NO	Not Applicable
38017040503			UPPER	NO	Not Applicable
38017040504			MIDDLE	NO	Not Applicable
38017040505			UPPER	NO	Not Applicable
38017040506			UPPER	NO	Not Applicable
38017040507			UPPER	NO	Not Applicable
38017040508			UPPER	NO	Not Applicable
38017040509			UPPER	NO	Not Applicable
38017040600	MIDDLE	NO	MIDDLE	NO	No Change
38017040700			MODERATE	NO	Not Applicable
38017040800			UPPER	NO	Not Applicable

Cass, NORTH DAKOTA

Census Tract	2021		2022		Change in Tract Income Class from 2021 through 2022
	Tract Income Class	Minority Tract	Tract Income Class	Minority Tract	

Summary Data: Cass	2021	2022
Number of Census Tracts	33	44
Number of Minority Tracts	0	0
Percentage of Minority Tracts	0.00%	0.00%
Number of Low Income Tracts	0	4
Percentage of Low Income Tracts	0.00%	9.09%
Number of Moderate Income Tracts	9	9
Percentage of Moderate Income Tracts	27.27%	20.45%
Number of Middle Income Tracts	15	18
Percentage of Middle Income Tracts	45.45%	40.91%
Number of Upper Income Tracts	8	13
Percentage of Upper Income Tracts	24.24%	29.55%
Number of NA Income Tracts	1	0
Percentage of NA Income Tracts	3.03%	0.00%

Cavalier, NORTH DAKOTA

Census Tract	2021		2022		Change in Tract Income Class from 2021 through 2022
	Tract Income Class	Minority Tract	Tract Income Class	Minority Tract	
38019950900	MIDDLE	NO	MIDDLE	NO	No Change
38019951100	MIDDLE	NO	MIDDLE	NO	No Change



Cavalier, NORTH DAKOTA

Census Tract	2021		2022		Change in Tract Income Class from 2021 through 2022
	Tract Income Class	Minority Tract	Tract Income Class	Minority Tract	

Summary Data: Cavalier	2021	2022
Number of Census Tracts	2	2
Number of Minority Tracts	0	0
Percentage of Minority Tracts	0.00%	0.00%
Number of Low Income Tracts	0	0
Percentage of Low Income Tracts	0.00%	0.00%
Number of Moderate Income Tracts	0	0
Percentage of Moderate Income Tracts	0.00%	0.00%
Number of Middle Income Tracts	2	2
Percentage of Middle Income Tracts	100.00%	100.00%
Number of Upper Income Tracts	0	0
Percentage of Upper Income Tracts	0.00%	0.00%
Number of NA Income Tracts	0	0
Percentage of NA Income Tracts	0.00%	0.00%

Dickey, NORTH DAKOTA

Census Tract	2021		2022		Change in Tract Income Class from 2021 through 2022
	Tract Income Class	Minority Tract	Tract Income Class	Minority Tract	

Summary Data: Dickey	2021	2022
Number of Census Tracts	3	3
Number of Minority Tracts	0	0
Percentage of Minority Tracts	0.00%	0.00%
Number of Low Income Tracts	0	0
Percentage of Low Income Tracts	0.00%	0.00%
Number of Moderate Income Tracts	1	0
Percentage of Moderate Income Tracts	33.33%	0.00%
Number of Middle Income Tracts	2	3
Percentage of Middle Income Tracts	66.67%	100.00%
Number of Upper Income Tracts	0	0
Percentage of Upper Income Tracts	0.00%	0.00%
Number of NA Income Tracts	0	0
Percentage of NA Income Tracts	0.00%	0.00%

Dickey, NORTH DAKOTA

Census Tract	2021		2022		Change in Tract Income Class from 2021 through 2022
	Tract Income Class	Minority Tract	Tract Income Class	Minority Tract	
38021973200	MIDDLE	NO	MIDDLE	NO	No Change
38021973300	MIDDLE	NO	MIDDLE	NO	No Change
38021973400	MODERATE	NO	MIDDLE	NO	MODERATE to MIDDLE

Divide, NORTH DAKOTA

Census Tract	2021		2022		Change in Tract Income Class from 2021 through 2022
	Tract Income Class	Minority Tract	Tract Income Class	Minority Tract	
38023954500	MIDDLE	NO	MIDDLE	NO	No Change



Divide, NORTH DAKOTA

Census Tract	2021		2022		Change in Tract Income Class from 2021 through 2022
	Tract Income Class	Minority Tract	Tract Income Class	Minority Tract	

Summary Data: Divide	2021	2022
Number of Census Tracts	1	1
Number of Minority Tracts	0	0
Percentage of Minority Tracts	0.00%	0.00%
Number of Low Income Tracts	0	0
Percentage of Low Income Tracts	0.00%	0.00%
Number of Moderate Income Tracts	0	0
Percentage of Moderate Income Tracts	0.00%	0.00%
Number of Middle Income Tracts	1	1
Percentage of Middle Income Tracts	100.00%	100.00%
Number of Upper Income Tracts	0	0
Percentage of Upper Income Tracts	0.00%	0.00%
Number of NA Income Tracts	0	0
Percentage of NA Income Tracts	0.00%	0.00%

Dunn, NORTH DAKOTA

Census Tract	2021		2022		Change in Tract Income Class from 2021 through 2022
	Tract Income Class	Minority Tract	Tract Income Class	Minority Tract	
38025962200	MIDDLE	NO	UPPER	NO	MIDDLE to UPPER


Dunn, NORTH DAKOTA

Census Tract	2021		2022		Change in Tract Income Class from 2021 through 2022
	Tract Income Class	Minority Tract	Tract Income Class	Minority Tract	

Summary Data: Dunn	2021	2022
Number of Census Tracts	1	1
Number of Minority Tracts	0	0
Percentage of Minority Tracts	0.00%	0.00%
Number of Low Income Tracts	0	0
Percentage of Low Income Tracts	0.00%	0.00%
Number of Moderate Income Tracts	0	0
Percentage of Moderate Income Tracts	0.00%	0.00%
Number of Middle Income Tracts	1	0
Percentage of Middle Income Tracts	100.00%	0.00%
Number of Upper Income Tracts	0	1
Percentage of Upper Income Tracts	0.00%	100.00%
Number of NA Income Tracts	0	0
Percentage of NA Income Tracts	0.00%	0.00%

Eddy, NORTH DAKOTA

Census Tract	2021		2022		Change in Tract Income Class from 2021 through 2022
	Tract Income Class	Minority Tract	Tract Income Class	Minority Tract	
38027959200	MIDDLE	NO	MIDDLE	NO	No Change



GeoDataVision Report D-1 Census Tract Reference Book 2021/2022: NORTH DAKOTA

Eddy, NORTH DAKOTA

Census Tract	2021		2022		Change in Tract Income Class from 2021 through 2022
	Tract Income Class	Minority Tract	Tract Income Class	Minority Tract	

Summary Data: Eddy	2021	2022
Number of Census Tracts	1	1
Number of Minority Tracts	0	0
Percentage of Minority Tracts	0.00%	0.00%
Number of Low Income Tracts	0	0
Percentage of Low Income Tracts	0.00%	0.00%
Number of Moderate Income Tracts	0	0
Percentage of Moderate Income Tracts	0.00%	0.00%
Number of Middle Income Tracts	1	1
Percentage of Middle Income Tracts	100.00%	100.00%
Number of Upper Income Tracts	0	0
Percentage of Upper Income Tracts	0.00%	0.00%
Number of NA Income Tracts	0	0
Percentage of NA Income Tracts	0.00%	0.00%

Emmons, NORTH DAKOTA

Census Tract	2021		2022		Change in Tract Income Class from 2021 through 2022
	Tract Income Class	Minority Tract	Tract Income Class	Minority Tract	
38029966500	MODERATE	NO	MIDDLE	NO	MODERATE to MIDDLE


Emmons, NORTH DAKOTA

Census Tract	2021		2022		Change in Tract Income Class from 2021 through 2022
	Tract Income Class	Minority Tract	Tract Income Class	Minority Tract	

Summary Data: Emmons	2021	2022
Number of Census Tracts	1	1
Number of Minority Tracts	0	0
Percentage of Minority Tracts	0.00%	0.00%
Number of Low Income Tracts	0	0
Percentage of Low Income Tracts	0.00%	0.00%
Number of Moderate Income Tracts	1	0
Percentage of Moderate Income Tracts	100.00%	0.00%
Number of Middle Income Tracts	0	1
Percentage of Middle Income Tracts	0.00%	100.00%
Number of Upper Income Tracts	0	0
Percentage of Upper Income Tracts	0.00%	0.00%
Number of NA Income Tracts	0	0
Percentage of NA Income Tracts	0.00%	0.00%

Foster, NORTH DAKOTA

Census Tract	2021		2022		Change in Tract Income Class from 2021 through 2022
	Tract Income Class	Minority Tract	Tract Income Class	Minority Tract	
38031959600	MIDDLE	NO	MIDDLE	NO	No Change



GeoDataVision Report D-1 Census Tract Reference Book 2021/2022: NORTH DAKOTA

Foster, NORTH DAKOTA

Census Tract	2021		2022		Change in Tract Income Class from 2021 through 2022
	Tract Income Class	Minority Tract	Tract Income Class	Minority Tract	

Summary Data: Foster	2021	2022
Number of Census Tracts	1	1
Number of Minority Tracts	0	0
Percentage of Minority Tracts	0.00%	0.00%
Number of Low Income Tracts	0	0
Percentage of Low Income Tracts	0.00%	0.00%
Number of Moderate Income Tracts	0	0
Percentage of Moderate Income Tracts	0.00%	0.00%
Number of Middle Income Tracts	1	1
Percentage of Middle Income Tracts	100.00%	100.00%
Number of Upper Income Tracts	0	0
Percentage of Upper Income Tracts	0.00%	0.00%
Number of NA Income Tracts	0	0
Percentage of NA Income Tracts	0.00%	0.00%

Golden Valley, NORTH DAKOTA

Census Tract	2021		2022		Change in Tract Income Class from 2021 through 2022
	Tract Income Class	Minority Tract	Tract Income Class	Minority Tract	

Summary Data: Golden Valley	2021	2022
Number of Census Tracts	1	1
Number of Minority Tracts	0	0
Percentage of Minority Tracts	0.00%	0.00%
Number of Low Income Tracts	0	0
Percentage of Low Income Tracts	0.00%	0.00%
Number of Moderate Income Tracts	0	0
Percentage of Moderate Income Tracts	0.00%	0.00%
Number of Middle Income Tracts	1	1
Percentage of Middle Income Tracts	100.00%	100.00%
Number of Upper Income Tracts	0	0
Percentage of Upper Income Tracts	0.00%	0.00%
Number of NA Income Tracts	0	0
Percentage of NA Income Tracts	0.00%	0.00%

Golden Valley, NORTH DAKOTA

Census Tract	2021		2022		Change in Tract Income Class from 2021 through 2022
	Tract Income Class	Minority Tract	Tract Income Class	Minority Tract	
38033962900	MIDDLE	NO	MIDDLE	NO	No Change

Grand Forks, NORTH DAKOTA

Census Tract	2021		2022		Change in Tract Income Class from 2021 through 2022
	Tract Income Class	Minority Tract	Tract Income Class	Minority Tract	
38035010100	MIDDLE	NO	MODERATE	NO	MIDDLE to MODERATE
38035010200	MIDDLE	NO	MIDDLE	NO	No Change
38035010300	LOW	NO			Not Applicable



GeoDataVision Report D-1 Census Tract Reference Book 2021/2022: NORTH DAKOTA

Grand Forks, NORTH DAKOTA

Census Tract	2021		2022		Change in Tract Income Class from 2021 through 2022
	Tract Income Class	Minority Tract	Tract Income Class	Minority Tract	
38035010301			MODERATE	NO	Not Applicable
38035010302			LOW	NO	Not Applicable
38035010400	MODERATE	NO	MIDDLE	NO	MODERATE to MIDDLE
38035010600	MIDDLE	NO	MODERATE	NO	MIDDLE to MODERATE
38035010700	MIDDLE	NO	MIDDLE	NO	No Change
38035010801	UPPER	NO	MIDDLE	NO	UPPER to MIDDLE
38035010803	MODERATE	NO			Not Applicable
38035010804	MIDDLE	NO	MODERATE	NO	MIDDLE to MODERATE
38035010805			NA	NO	Not Applicable
38035010806			MODERATE	NO	Not Applicable
38035010900	MIDDLE	NO	UPPER	NO	MIDDLE to UPPER
38035011000	MIDDLE	NO	MODERATE	NO	MIDDLE to MODERATE
38035011100	UPPER	NO	UPPER	NO	No Change
38035011200	MIDDLE	NO			Not Applicable
38035011201			MIDDLE	NO	Not Applicable
38035011202			UPPER	NO	Not Applicable
38035011400	MIDDLE	NO	MIDDLE	NO	No Change
38035011700	UPPER	NO			Not Applicable
38035011701			UPPER	NO	Not Applicable
38035011702			UPPER	NO	Not Applicable
38035011800	MIDDLE	NO	MIDDLE	NO	No Change
38035011900	MODERATE	NO	MODERATE	NO	No Change
38035012000	MIDDLE	NO	MIDDLE	NO	No Change

Grand Forks, NORTH DAKOTA

Census Tract	2021		2022		Change in Tract Income Class from 2021 through 2022
	Tract Income Class	Minority Tract	Tract Income Class	Minority Tract	
Summary Data: Grand Forks			2021	2022	
Number of Census Tracts			18	22	
Number of Minority Tracts			0	0	
Percentage of Minority Tracts			0.00%	0.00%	
Number of Low Income Tracts			1	1	
Percentage of Low Income Tracts			5.56%	4.55%	
Number of Moderate Income Tracts			3	7	
Percentage of Moderate Income Tracts			16.67%	31.82%	
Number of Middle Income Tracts			11	8	
Percentage of Middle Income Tracts			61.11%	36.36%	
Number of Upper Income Tracts			3	5	
Percentage of Upper Income Tracts			16.67%	22.73%	
Number of NA Income Tracts			0	1	
Percentage of NA Income Tracts			0.00%	4.55%	

Grant, NORTH DAKOTA

Census Tract	2021		2022		Change in Tract Income Class from 2021 through 2022
	Tract Income Class	Minority Tract	Tract Income Class	Minority Tract	
38037965900	MIDDLE	NO	MIDDLE	NO	No Change



Grant, NORTH DAKOTA

Census Tract	2021		2022		Change in Tract Income Class from 2021 through 2022
	Tract Income Class	Minority Tract	Tract Income Class	Minority Tract	

Summary Data: Grant	2021	2022
Number of Census Tracts	1	1
Number of Minority Tracts	0	0
Percentage of Minority Tracts	0.00%	0.00%
Number of Low Income Tracts	0	0
Percentage of Low Income Tracts	0.00%	0.00%
Number of Moderate Income Tracts	0	0
Percentage of Moderate Income Tracts	0.00%	0.00%
Number of Middle Income Tracts	1	1
Percentage of Middle Income Tracts	100.00%	100.00%
Number of Upper Income Tracts	0	0
Percentage of Upper Income Tracts	0.00%	0.00%
Number of NA Income Tracts	0	0
Percentage of NA Income Tracts	0.00%	0.00%

Griggs, NORTH DAKOTA

Census Tract	2021		2022		Change in Tract Income Class from 2021 through 2022
	Tract Income Class	Minority Tract	Tract Income Class	Minority Tract	

Summary Data: Griggs	2021	2022
Number of Census Tracts	1	1
Number of Minority Tracts	0	0
Percentage of Minority Tracts	0.00%	0.00%
Number of Low Income Tracts	0	0
Percentage of Low Income Tracts	0.00%	0.00%
Number of Moderate Income Tracts	0	0
Percentage of Moderate Income Tracts	0.00%	0.00%
Number of Middle Income Tracts	1	1
Percentage of Middle Income Tracts	100.00%	100.00%
Number of Upper Income Tracts	0	0
Percentage of Upper Income Tracts	0.00%	0.00%
Number of NA Income Tracts	0	0
Percentage of NA Income Tracts	0.00%	0.00%

Griggs, NORTH DAKOTA

Census Tract	2021		2022		Change in Tract Income Class from 2021 through 2022
	Tract Income Class	Minority Tract	Tract Income Class	Minority Tract	
38039968600	MIDDLE	NO	MIDDLE	NO	No Change

Hettinger, NORTH DAKOTA

Census Tract	2021		2022		Change in Tract Income Class from 2021 through 2022
	Tract Income Class	Minority Tract	Tract Income Class	Minority Tract	
38041964700	MIDDLE	NO	MIDDLE	NO	No Change
38041964800	MIDDLE	NO	MIDDLE	NO	No Change



Hettinger, NORTH DAKOTA

Census Tract	2021		2022		Change in Tract Income Class from 2021 through 2022
	Tract Income Class	Minority Tract	Tract Income Class	Minority Tract	

Summary Data: Hettinger	2021	2022
Number of Census Tracts	2	2
Number of Minority Tracts	0	0
Percentage of Minority Tracts	0.00%	0.00%
Number of Low Income Tracts	0	0
Percentage of Low Income Tracts	0.00%	0.00%
Number of Moderate Income Tracts	0	0
Percentage of Moderate Income Tracts	0.00%	0.00%
Number of Middle Income Tracts	2	2
Percentage of Middle Income Tracts	100.00%	100.00%
Number of Upper Income Tracts	0	0
Percentage of Upper Income Tracts	0.00%	0.00%
Number of NA Income Tracts	0	0
Percentage of NA Income Tracts	0.00%	0.00%

Kidder, NORTH DAKOTA

Census Tract	2021		2022		Change in Tract Income Class from 2021 through 2022
	Tract Income Class	Minority Tract	Tract Income Class	Minority Tract	

Summary Data: Kidder	2021	2022
Number of Census Tracts	1	1
Number of Minority Tracts	0	0
Percentage of Minority Tracts	0.00%	0.00%
Number of Low Income Tracts	0	0
Percentage of Low Income Tracts	0.00%	0.00%
Number of Moderate Income Tracts	0	1
Percentage of Moderate Income Tracts	0.00%	100.00%
Number of Middle Income Tracts	1	0
Percentage of Middle Income Tracts	100.00%	0.00%
Number of Upper Income Tracts	0	0
Percentage of Upper Income Tracts	0.00%	0.00%
Number of NA Income Tracts	0	0
Percentage of NA Income Tracts	0.00%	0.00%

Kidder, NORTH DAKOTA

Census Tract	2021		2022		Change in Tract Income Class from 2021 through 2022
	Tract Income Class	Minority Tract	Tract Income Class	Minority Tract	
38043966800	MIDDLE	NO	MODERATE	NO	MIDDLE to MODERATE

LaMoure, NORTH DAKOTA

Census Tract	2021		2022		Change in Tract Income Class from 2021 through 2022
	Tract Income Class	Minority Tract	Tract Income Class	Minority Tract	
38045972100	MIDDLE	NO	MIDDLE	NO	No Change
38045972200	MIDDLE	NO	MIDDLE	NO	No Change



LaMoure, NORTH DAKOTA

Census Tract	2021		2022		Change in Tract Income Class from 2021 through 2022
	Tract Income Class	Minority Tract	Tract Income Class	Minority Tract	

Summary Data: LaMoure	2021	2022
Number of Census Tracts	2	2
Number of Minority Tracts	0	0
Percentage of Minority Tracts	0.00%	0.00%
Number of Low Income Tracts	0	0
Percentage of Low Income Tracts	0.00%	0.00%
Number of Moderate Income Tracts	0	0
Percentage of Moderate Income Tracts	0.00%	0.00%
Number of Middle Income Tracts	2	2
Percentage of Middle Income Tracts	100.00%	100.00%
Number of Upper Income Tracts	0	0
Percentage of Upper Income Tracts	0.00%	0.00%
Number of NA Income Tracts	0	0
Percentage of NA Income Tracts	0.00%	0.00%

Logan, NORTH DAKOTA

Census Tract	2021		2022		Change in Tract Income Class from 2021 through 2022
	Tract Income Class	Minority Tract	Tract Income Class	Minority Tract	
38047972500	MIDDLE	NO	MIDDLE	NO	No Change

Logan, NORTH DAKOTA

Census Tract	2021		2022		Change in Tract Income Class from 2021 through 2022
	Tract Income Class	Minority Tract	Tract Income Class	Minority Tract	

Summary Data: Logan	2021	2022
Number of Census Tracts	1	1
Number of Minority Tracts	0	0
Percentage of Minority Tracts	0.00%	0.00%
Number of Low Income Tracts	0	0
Percentage of Low Income Tracts	0.00%	0.00%
Number of Moderate Income Tracts	0	0
Percentage of Moderate Income Tracts	0.00%	0.00%
Number of Middle Income Tracts	1	1
Percentage of Middle Income Tracts	100.00%	100.00%
Number of Upper Income Tracts	0	0
Percentage of Upper Income Tracts	0.00%	0.00%
Number of NA Income Tracts	0	0
Percentage of NA Income Tracts	0.00%	0.00%

McHenry, NORTH DAKOTA

Census Tract	2021		2022		Change in Tract Income Class from 2021 through 2022
	Tract Income Class	Minority Tract	Tract Income Class	Minority Tract	
38049955600	MIDDLE	NO	MIDDLE	NO	No Change
38049955900	MIDDLE	NO	MIDDLE	NO	No Change



McHenry, NORTH DAKOTA

Census Tract	2021		2022		Change in Tract Income Class from 2021 through 2022
	Tract Income Class	Minority Tract	Tract Income Class	Minority Tract	

Summary Data: McHenry	2021	2022
Number of Census Tracts	2	2
Number of Minority Tracts	0	0
Percentage of Minority Tracts	0.00%	0.00%
Number of Low Income Tracts	0	0
Percentage of Low Income Tracts	0.00%	0.00%
Number of Moderate Income Tracts	0	0
Percentage of Moderate Income Tracts	0.00%	0.00%
Number of Middle Income Tracts	2	2
Percentage of Middle Income Tracts	100.00%	100.00%
Number of Upper Income Tracts	0	0
Percentage of Upper Income Tracts	0.00%	0.00%
Number of NA Income Tracts	0	0
Percentage of NA Income Tracts	0.00%	0.00%

McIntosh, NORTH DAKOTA

Census Tract	2021		2022		Change in Tract Income Class from 2021 through 2022
	Tract Income Class	Minority Tract	Tract Income Class	Minority Tract	

Summary Data: McIntosh	2021	2022
Number of Census Tracts	1	1
Number of Minority Tracts	0	0
Percentage of Minority Tracts	0.00%	0.00%
Number of Low Income Tracts	0	0
Percentage of Low Income Tracts	0.00%	0.00%
Number of Moderate Income Tracts	0	0
Percentage of Moderate Income Tracts	0.00%	0.00%
Number of Middle Income Tracts	1	1
Percentage of Middle Income Tracts	100.00%	100.00%
Number of Upper Income Tracts	0	0
Percentage of Upper Income Tracts	0.00%	0.00%
Number of NA Income Tracts	0	0
Percentage of NA Income Tracts	0.00%	0.00%

McIntosh, NORTH DAKOTA

Census Tract	2021		2022		Change in Tract Income Class from 2021 through 2022
	Tract Income Class	Minority Tract	Tract Income Class	Minority Tract	
38051972900	MIDDLE	NO	MIDDLE	NO	No Change

McKenzie, NORTH DAKOTA

Census Tract	2021		2022		Change in Tract Income Class from 2021 through 2022
	Tract Income Class	Minority Tract	Tract Income Class	Minority Tract	
38053940100	LOW	YES	MIDDLE	YES	LOW to MIDDLE
38053962300	UPPER	NO			Not Applicable
38053962301			UPPER	NO	Not Applicable



GeoDataVision Report D-1 Census Tract Reference Book 2021/2022: NORTH DAKOTA

McKenzie, NORTH DAKOTA

Census Tract	2021		2022		Change in Tract Income Class from 2021 through 2022
	Tract Income Class	Minority Tract	Tract Income Class	Minority Tract	
38053962302			UPPER	NO	Not Applicable
38053962400	UPPER	NO	MIDDLE	NO	UPPER to MIDDLE
38053962500	MIDDLE	NO	MIDDLE	NO	No Change

Summary Data: McKenzie	2021	2022
Number of Census Tracts	4	5
Number of Minority Tracts	1	1
Percentage of Minority Tracts	25.00%	20.00%
Number of Low Income Tracts	1	0
Percentage of Low Income Tracts	25.00%	0.00%
Number of Moderate Income Tracts	0	0
Percentage of Moderate Income Tracts	0.00%	0.00%
Number of Middle Income Tracts	1	3
Percentage of Middle Income Tracts	25.00%	60.00%
Number of Upper Income Tracts	2	2
Percentage of Upper Income Tracts	50.00%	40.00%
Number of NA Income Tracts	0	0
Percentage of NA Income Tracts	0.00%	0.00%

McLean, NORTH DAKOTA

Census Tract	2021		2022		Change in Tract Income Class from 2021 through 2022
	Tract Income Class	Minority Tract	Tract Income Class	Minority Tract	

McLean, NORTH DAKOTA

Census Tract	2021		2022		Change in Tract Income Class from 2021 through 2022
	Tract Income Class	Minority Tract	Tract Income Class	Minority Tract	
38055940100			MODERATE	YES	Not Applicable
38055960800	MIDDLE	NO	MIDDLE	NO	No Change
38055961000	MIDDLE	NO			Not Applicable
38055961001			MIDDLE	NO	Not Applicable

Summary Data: McLean	2021	2022
Number of Census Tracts	2	3
Number of Minority Tracts	0	1
Percentage of Minority Tracts	0.00%	33.33%
Number of Low Income Tracts	0	0
Percentage of Low Income Tracts	0.00%	0.00%
Number of Moderate Income Tracts	0	1
Percentage of Moderate Income Tracts	0.00%	33.33%
Number of Middle Income Tracts	2	2
Percentage of Middle Income Tracts	100.00%	66.67%
Number of Upper Income Tracts	0	0
Percentage of Upper Income Tracts	0.00%	0.00%
Number of NA Income Tracts	0	0
Percentage of NA Income Tracts	0.00%	0.00%



GeoDataVision Report D-1 Census Tract Reference Book 2021/2022: NORTH DAKOTA

Mercer, NORTH DAKOTA

Census Tract	2021		2022		Change in Tract Income Class from 2021 through 2022
	Tract Income Class	Minority Tract	Tract Income Class	Minority Tract	
38057961600	MIDDLE	NO	MIDDLE	NO	No Change
38057961700	UPPER	NO	UPPER	NO	No Change
38057961800	MIDDLE	NO	MIDDLE	NO	No Change

Summary Data: Mercer	2021	2022
Number of Census Tracts	3	3
Number of Minority Tracts	0	0
Percentage of Minority Tracts	0.00%	0.00%
Number of Low Income Tracts	0	0
Percentage of Low Income Tracts	0.00%	0.00%
Number of Moderate Income Tracts	0	0
Percentage of Moderate Income Tracts	0.00%	0.00%
Number of Middle Income Tracts	2	2
Percentage of Middle Income Tracts	66.67%	66.67%
Number of Upper Income Tracts	1	1
Percentage of Upper Income Tracts	33.33%	33.33%
Number of NA Income Tracts	0	0
Percentage of NA Income Tracts	0.00%	0.00%

Morton, NORTH DAKOTA

Census Tract	2021		2022		Change in Tract Income Class from 2021 through 2022
	Tract Income Class	Minority Tract	Tract Income Class	Minority Tract	
38059020100	MIDDLE	NO	MIDDLE	NO	No Change
38059020200	MIDDLE	NO	MIDDLE	NO	No Change
38059020300	MIDDLE	NO			Not Applicable
38059020301			MIDDLE	NO	Not Applicable
38059020302			MIDDLE	NO	Not Applicable
38059020303			MIDDLE	NO	Not Applicable
38059020400	MIDDLE	NO	MIDDLE	NO	No Change
38059020500	MODERATE	NO	MIDDLE	NO	MODERATE to MIDDLE

Morton, NORTH DAKOTA

Census Tract	2021		2022		Change in Tract Income Class from 2021 through 2022
	Tract Income Class	Minority Tract	Tract Income Class	Minority Tract	



GeoDataVision Report D-1 Census Tract Reference Book 2021/2022: NORTH DAKOTA

Morton, NORTH DAKOTA

Census Tract	2021		2022		Change in Tract Income Class from 2021 through 2022
	Tract Income Class	Minority Tract	Tract Income Class	Minority Tract	

Summary Data: Morton	2021	2022
Number of Census Tracts	5	7
Number of Minority Tracts	0	0
Percentage of Minority Tracts	0.00%	0.00%
Number of Low Income Tracts	0	0
Percentage of Low Income Tracts	0.00%	0.00%
Number of Moderate Income Tracts	1	0
Percentage of Moderate Income Tracts	20.00%	0.00%
Number of Middle Income Tracts	4	7
Percentage of Middle Income Tracts	80.00%	100.00%
Number of Upper Income Tracts	0	0
Percentage of Upper Income Tracts	0.00%	0.00%
Number of NA Income Tracts	0	0
Percentage of NA Income Tracts	0.00%	0.00%

Mountrail, NORTH DAKOTA

Census Tract	2021		2022		Change in Tract Income Class from 2021 through 2022
	Tract Income Class	Minority Tract	Tract Income Class	Minority Tract	
38061940300	MIDDLE	NO	MIDDLE	YES	No Change
38061940400	MIDDLE	YES	MIDDLE	YES	No Change
38061955200	UPPER	NO	MIDDLE	NO	UPPER to MIDDLE

Mountrail, NORTH DAKOTA

Census Tract	2021		2022		Change in Tract Income Class from 2021 through 2022
	Tract Income Class	Minority Tract	Tract Income Class	Minority Tract	

Summary Data: Mountrail	2021	2022
Number of Census Tracts	3	3
Number of Minority Tracts	1	2
Percentage of Minority Tracts	33.33%	66.67%
Number of Low Income Tracts	0	0
Percentage of Low Income Tracts	0.00%	0.00%
Number of Moderate Income Tracts	0	0
Percentage of Moderate Income Tracts	0.00%	0.00%
Number of Middle Income Tracts	2	3
Percentage of Middle Income Tracts	66.67%	100.00%
Number of Upper Income Tracts	1	0
Percentage of Upper Income Tracts	33.33%	0.00%
Number of NA Income Tracts	0	0
Percentage of NA Income Tracts	0.00%	0.00%

Nelson, NORTH DAKOTA

Census Tract	2021		2022		Change in Tract Income Class from 2021 through 2022
	Tract Income Class	Minority Tract	Tract Income Class	Minority Tract	
38063959000	MIDDLE	NO	MIDDLE	NO	No Change



GeoDataVision Report D-1 Census Tract Reference Book 2021/2022: NORTH DAKOTA

Nelson, NORTH DAKOTA

Census Tract	2021		2022		Change in Tract Income Class from 2021 through 2022
	Tract Income Class	Minority Tract	Tract Income Class	Minority Tract	

Summary Data: Nelson	2021	2022
Number of Census Tracts	1	1
Number of Minority Tracts	0	0
Percentage of Minority Tracts	0.00%	0.00%
Number of Low Income Tracts	0	0
Percentage of Low Income Tracts	0.00%	0.00%
Number of Moderate Income Tracts	0	0
Percentage of Moderate Income Tracts	0.00%	0.00%
Number of Middle Income Tracts	1	1
Percentage of Middle Income Tracts	100.00%	100.00%
Number of Upper Income Tracts	0	0
Percentage of Upper Income Tracts	0.00%	0.00%
Number of NA Income Tracts	0	0
Percentage of NA Income Tracts	0.00%	0.00%

Oliver, NORTH DAKOTA

Census Tract	2021		2022		Change in Tract Income Class from 2021 through 2022
	Tract Income Class	Minority Tract	Tract Income Class	Minority Tract	
38065961200	MIDDLE	NO	MIDDLE	NO	No Change

Oliver, NORTH DAKOTA

Census Tract	2021		2022		Change in Tract Income Class from 2021 through 2022
	Tract Income Class	Minority Tract	Tract Income Class	Minority Tract	

Summary Data: Oliver	2021	2022
Number of Census Tracts	1	1
Number of Minority Tracts	0	0
Percentage of Minority Tracts	0.00%	0.00%
Number of Low Income Tracts	0	0
Percentage of Low Income Tracts	0.00%	0.00%
Number of Moderate Income Tracts	0	0
Percentage of Moderate Income Tracts	0.00%	0.00%
Number of Middle Income Tracts	1	1
Percentage of Middle Income Tracts	100.00%	100.00%
Number of Upper Income Tracts	0	0
Percentage of Upper Income Tracts	0.00%	0.00%
Number of NA Income Tracts	0	0
Percentage of NA Income Tracts	0.00%	0.00%

Pembina, NORTH DAKOTA

Census Tract	2021		2022		Change in Tract Income Class from 2021 through 2022
	Tract Income Class	Minority Tract	Tract Income Class	Minority Tract	
38067950100	MIDDLE	NO	MIDDLE	NO	No Change
38067950200	MODERATE	NO	MIDDLE	NO	MODERATE to MIDDLE
38067950300	MODERATE	NO			Not Applicable



Pembina, NORTH DAKOTA

Census Tract	2021		2022		Change in Tract Income Class from 2021 through 2022
	Tract Income Class	Minority Tract	Tract Income Class	Minority Tract	
38067950400	MIDDLE	NO			Not Applicable
38067950500	MIDDLE	NO	MIDDLE	NO	No Change
38067950600			MIDDLE	NO	Not Applicable

Summary Data: Pembina	2021	2022
Number of Census Tracts	5	4
Number of Minority Tracts	0	0
Percentage of Minority Tracts	0.00%	0.00%
Number of Low Income Tracts	0	0
Percentage of Low Income Tracts	0.00%	0.00%
Number of Moderate Income Tracts	2	0
Percentage of Moderate Income Tracts	40.00%	0.00%
Number of Middle Income Tracts	3	4
Percentage of Middle Income Tracts	60.00%	100.00%
Number of Upper Income Tracts	0	0
Percentage of Upper Income Tracts	0.00%	0.00%
Number of NA Income Tracts	0	0
Percentage of NA Income Tracts	0.00%	0.00%

Pierce, NORTH DAKOTA

Census Tract	2021		2022		Change in Tract Income Class from 2021 through 2022
	Tract Income Class	Minority Tract	Tract Income Class	Minority Tract	
38071957600	MIDDLE	NO	MODERATE	NO	MIDDLE to MODERATE

Pierce, NORTH DAKOTA

Census Tract	2021		2022		Change in Tract Income Class from 2021 through 2022
	Tract Income Class	Minority Tract	Tract Income Class	Minority Tract	
38069956100	MIDDLE	NO	MODERATE	NO	MIDDLE to MODERATE
38069956200	MIDDLE	NO	MIDDLE	NO	No Change

Summary Data: Pierce	2021	2022
Number of Census Tracts	2	2
Number of Minority Tracts	0	0
Percentage of Minority Tracts	0.00%	0.00%
Number of Low Income Tracts	0	0
Percentage of Low Income Tracts	0.00%	0.00%
Number of Moderate Income Tracts	0	1
Percentage of Moderate Income Tracts	0.00%	50.00%
Number of Middle Income Tracts	2	1
Percentage of Middle Income Tracts	100.00%	50.00%
Number of Upper Income Tracts	0	0
Percentage of Upper Income Tracts	0.00%	0.00%
Number of NA Income Tracts	0	0
Percentage of NA Income Tracts	0.00%	0.00%

Ramsey, NORTH DAKOTA

Census Tract	2021		2022		Change in Tract Income Class from 2021 through 2022
	Tract Income Class	Minority Tract	Tract Income Class	Minority Tract	
38071957600	MIDDLE	NO	MODERATE	NO	MIDDLE to MODERATE



Ramsey, NORTH DAKOTA

Census Tract	2021		2022		Change in Tract Income Class from 2021 through 2022
	Tract Income Class	Minority Tract	Tract Income Class	Minority Tract	
38071957700	MIDDLE	NO	MIDDLE	NO	No Change
38071957800	MIDDLE	NO	MIDDLE	NO	No Change

Summary Data: Ramsey	2021	2022
Number of Census Tracts	3	3
Number of Minority Tracts	0	0
Percentage of Minority Tracts	0.00%	0.00%
Number of Low Income Tracts	0	0
Percentage of Low Income Tracts	0.00%	0.00%
Number of Moderate Income Tracts	0	1
Percentage of Moderate Income Tracts	0.00%	33.33%
Number of Middle Income Tracts	3	2
Percentage of Middle Income Tracts	100.00%	66.67%
Number of Upper Income Tracts	0	0
Percentage of Upper Income Tracts	0.00%	0.00%
Number of NA Income Tracts	0	0
Percentage of NA Income Tracts	0.00%	0.00%

Ransom, NORTH DAKOTA

Census Tract	2021		2022		Change in Tract Income Class from 2021 through 2022
	Tract Income Class	Minority Tract	Tract Income Class	Minority Tract	
38073968900	MIDDLE	NO	MIDDLE	NO	No Change

Ransom, NORTH DAKOTA

Census Tract	2021		2022		Change in Tract Income Class from 2021 through 2022
	Tract Income Class	Minority Tract	Tract Income Class	Minority Tract	
38073969000	MIDDLE	NO	MIDDLE	NO	No Change
38073969100	MIDDLE	NO	MIDDLE	NO	No Change

Summary Data: Ransom	2021	2022
Number of Census Tracts	3	3
Number of Minority Tracts	0	0
Percentage of Minority Tracts	0.00%	0.00%
Number of Low Income Tracts	0	0
Percentage of Low Income Tracts	0.00%	0.00%
Number of Moderate Income Tracts	0	0
Percentage of Moderate Income Tracts	0.00%	0.00%
Number of Middle Income Tracts	3	3
Percentage of Middle Income Tracts	100.00%	100.00%
Number of Upper Income Tracts	0	0
Percentage of Upper Income Tracts	0.00%	0.00%
Number of NA Income Tracts	0	0
Percentage of NA Income Tracts	0.00%	0.00%

Renville, NORTH DAKOTA

Census Tract	2021		2022		Change in Tract Income Class from 2021 through 2022
	Tract Income Class	Minority Tract	Tract Income Class	Minority Tract	
38075952900	MIDDLE	NO	MIDDLE	NO	No Change



Renville, NORTH DAKOTA

Census Tract	2021		2022		Change in Tract Income Class from 2021 through 2022
	Tract Income Class	Minority Tract	Tract Income Class	Minority Tract	

Summary Data: Renville	2021	2022
Number of Census Tracts	1	1
Number of Minority Tracts	0	0
Percentage of Minority Tracts	0.00%	0.00%
Number of Low Income Tracts	0	0
Percentage of Low Income Tracts	0.00%	0.00%
Number of Moderate Income Tracts	0	0
Percentage of Moderate Income Tracts	0.00%	0.00%
Number of Middle Income Tracts	1	1
Percentage of Middle Income Tracts	100.00%	100.00%
Number of Upper Income Tracts	0	0
Percentage of Upper Income Tracts	0.00%	0.00%
Number of NA Income Tracts	0	0
Percentage of NA Income Tracts	0.00%	0.00%

Richland, NORTH DAKOTA

Census Tract	2021		2022		Change in Tract Income Class from 2021 through 2022
	Tract Income Class	Minority Tract	Tract Income Class	Minority Tract	
38077970700	UPPER	NO	MIDDLE	NO	UPPER to MIDDLE
38077970800	MIDDLE	NO	UPPER	NO	MIDDLE to UPPER
38077970900	MIDDLE	NO	MIDDLE	NO	No Change

Richland, NORTH DAKOTA

Census Tract	2021		2022		Change in Tract Income Class from 2021 through 2022
	Tract Income Class	Minority Tract	Tract Income Class	Minority Tract	
38077971000	MIDDLE	NO	MIDDLE	NO	No Change
38077971100	MIDDLE	NO	MIDDLE	NO	No Change
38077971400	MIDDLE	NO	MIDDLE	NO	No Change

Summary Data: Richland	2021	2022
Number of Census Tracts	6	6
Number of Minority Tracts	0	0
Percentage of Minority Tracts	0.00%	0.00%
Number of Low Income Tracts	0	0
Percentage of Low Income Tracts	0.00%	0.00%
Number of Moderate Income Tracts	0	0
Percentage of Moderate Income Tracts	0.00%	0.00%
Number of Middle Income Tracts	5	5
Percentage of Middle Income Tracts	83.33%	83.33%
Number of Upper Income Tracts	1	1
Percentage of Upper Income Tracts	16.67%	16.67%
Number of NA Income Tracts	0	0
Percentage of NA Income Tracts	0.00%	0.00%

Rolette, NORTH DAKOTA

Census Tract	2021		2022		Change in Tract Income Class from 2021 through 2022
	Tract Income Class	Minority Tract	Tract Income Class	Minority Tract	



GeoDataVision Report D-1 Census Tract Reference Book 2021/2022: NORTH DAKOTA

Rolette, NORTH DAKOTA

Census Tract	2021		2022		Change in Tract Income Class from 2021 through 2022
	Tract Income Class	Minority Tract	Tract Income Class	Minority Tract	
38079941800	MODERATE	YES	MODERATE	YES	No Change
38079951600	MIDDLE	NO	MODERATE	YES	MIDDLE to MODERATE
38079951700	MODERATE	YES	MODERATE	YES	No Change
38079951900	MODERATE	NO	MODERATE	NO	No Change

Summary Data: Rolette	2021	2022
Number of Census Tracts	4	4
Number of Minority Tracts	2	3
Percentage of Minority Tracts	50.00%	75.00%
Number of Low Income Tracts	0	0
Percentage of Low Income Tracts	0.00%	0.00%
Number of Moderate Income Tracts	3	4
Percentage of Moderate Income Tracts	75.00%	100.00%
Number of Middle Income Tracts	1	0
Percentage of Middle Income Tracts	25.00%	0.00%
Number of Upper Income Tracts	0	0
Percentage of Upper Income Tracts	0.00%	0.00%
Number of NA Income Tracts	0	0
Percentage of NA Income Tracts	0.00%	0.00%

Sargent, NORTH DAKOTA

Census Tract	2021		2022		Change in Tract Income Class from 2021 through 2022
	Tract Income Class	Minority Tract	Tract Income Class	Minority Tract	
38081974000	MIDDLE	NO	MIDDLE	NO	No Change
38081974200	MIDDLE	NO	MIDDLE	NO	No Change

Summary Data: Sargent	2021	2022
Number of Census Tracts	2	2
Number of Minority Tracts	0	0
Percentage of Minority Tracts	0.00%	0.00%
Number of Low Income Tracts	0	0
Percentage of Low Income Tracts	0.00%	0.00%
Number of Moderate Income Tracts	0	0
Percentage of Moderate Income Tracts	0.00%	0.00%
Number of Middle Income Tracts	2	2
Percentage of Middle Income Tracts	100.00%	100.00%
Number of Upper Income Tracts	0	0
Percentage of Upper Income Tracts	0.00%	0.00%
Number of NA Income Tracts	0	0
Percentage of NA Income Tracts	0.00%	0.00%

Sheridan, NORTH DAKOTA

Census Tract	2021		2022		Change in Tract Income Class from 2021 through 2022
	Tract Income Class	Minority Tract	Tract Income Class	Minority Tract	
38083960200	MODERATE	NO	MIDDLE	NO	MODERATE to MIDDLE



Sheridan, NORTH DAKOTA

Census Tract	2021		2022		Change in Tract Income Class from 2021 through 2022
	Tract Income Class	Minority Tract	Tract Income Class	Minority Tract	

Summary Data: Sheridan	2021	2022
Number of Census Tracts	1	1
Number of Minority Tracts	0	0
Percentage of Minority Tracts	0.00%	0.00%
Number of Low Income Tracts	0	0
Percentage of Low Income Tracts	0.00%	0.00%
Number of Moderate Income Tracts	1	0
Percentage of Moderate Income Tracts	100.00%	0.00%
Number of Middle Income Tracts	0	1
Percentage of Middle Income Tracts	0.00%	100.00%
Number of Upper Income Tracts	0	0
Percentage of Upper Income Tracts	0.00%	0.00%
Number of NA Income Tracts	0	0
Percentage of NA Income Tracts	0.00%	0.00%

Sioux, NORTH DAKOTA

Census Tract	2021		2022		Change in Tract Income Class from 2021 through 2022
	Tract Income Class	Minority Tract	Tract Income Class	Minority Tract	
38085940800	MODERATE	YES	MODERATE	YES	No Change
38085940900	MODERATE	YES	LOW	YES	MODERATE to LOW

Sioux, NORTH DAKOTA

Census Tract	2021		2022		Change in Tract Income Class from 2021 through 2022
	Tract Income Class	Minority Tract	Tract Income Class	Minority Tract	

Summary Data: Sioux	2021	2022
Number of Census Tracts	2	2
Number of Minority Tracts	2	2
Percentage of Minority Tracts	100.00%	100.00%
Number of Low Income Tracts	0	1
Percentage of Low Income Tracts	0.00%	50.00%
Number of Moderate Income Tracts	2	1
Percentage of Moderate Income Tracts	100.00%	50.00%
Number of Middle Income Tracts	0	0
Percentage of Middle Income Tracts	0.00%	0.00%
Number of Upper Income Tracts	0	0
Percentage of Upper Income Tracts	0.00%	0.00%
Number of NA Income Tracts	0	0
Percentage of NA Income Tracts	0.00%	0.00%

Slope, NORTH DAKOTA

Census Tract	2021		2022		Change in Tract Income Class from 2021 through 2022
	Tract Income Class	Minority Tract	Tract Income Class	Minority Tract	
38087965000	MIDDLE	NO	MIDDLE	NO	No Change



Slope, NORTH DAKOTA

Census Tract	2021		2022		Change in Tract Income Class from 2021 through 2022
	Tract Income Class	Minority Tract	Tract Income Class	Minority Tract	

Summary Data: Slope	2021	2022
Number of Census Tracts	1	1
Number of Minority Tracts	0	0
Percentage of Minority Tracts	0.00%	0.00%
Number of Low Income Tracts	0	0
Percentage of Low Income Tracts	0.00%	0.00%
Number of Moderate Income Tracts	0	0
Percentage of Moderate Income Tracts	0.00%	0.00%
Number of Middle Income Tracts	1	1
Percentage of Middle Income Tracts	100.00%	100.00%
Number of Upper Income Tracts	0	0
Percentage of Upper Income Tracts	0.00%	0.00%
Number of NA Income Tracts	0	0
Percentage of NA Income Tracts	0.00%	0.00%


Stark, NORTH DAKOTA

Census Tract	2021		2022		Change in Tract Income Class from 2021 through 2022
	Tract Income Class	Minority Tract	Tract Income Class	Minority Tract	
38089963300	UPPER	NO	MIDDLE	NO	UPPER to MIDDLE
38089963400	UPPER	NO	UPPER	NO	No Change
38089963500	UPPER	NO			Not Applicable

Stark, NORTH DAKOTA

Census Tract	2021		2022		Change in Tract Income Class from 2021 through 2022
	Tract Income Class	Minority Tract	Tract Income Class	Minority Tract	
38089963501			UPPER	NO	Not Applicable
38089963502			MIDDLE	NO	Not Applicable
38089963600	MIDDLE	NO	MIDDLE	NO	No Change
38089963700	MIDDLE	NO	MIDDLE	NO	No Change
38089963800	UPPER	NO	MIDDLE	NO	UPPER to MIDDLE
38089963900	UPPER	NO	MIDDLE	NO	UPPER to MIDDLE
38089964000	MIDDLE	NO	MIDDLE	NO	No Change

Summary Data: Stark	2021	2022
Number of Census Tracts	8	9
Number of Minority Tracts	0	0
Percentage of Minority Tracts	0.00%	0.00%
Number of Low Income Tracts	0	0
Percentage of Low Income Tracts	0.00%	0.00%
Number of Moderate Income Tracts	0	0
Percentage of Moderate Income Tracts	0.00%	0.00%
Number of Middle Income Tracts	3	7
Percentage of Middle Income Tracts	37.50%	77.78%
Number of Upper Income Tracts	5	2
Percentage of Upper Income Tracts	62.50%	22.22%
Number of NA Income Tracts	0	0
Percentage of NA Income Tracts	0.00%	0.00%



Steele, NORTH DAKOTA

Census Tract	2021		2022		Change in Tract Income Class from 2021 through 2022
	Tract Income Class	Minority Tract	Tract Income Class	Minority Tract	
38091968700	MIDDLE	NO	MIDDLE	NO	No Change

Summary Data: Steele	2021	2022
Number of Census Tracts	1	1
Number of Minority Tracts	0	0
Percentage of Minority Tracts	0.00%	0.00%
Number of Low Income Tracts	0	0
Percentage of Low Income Tracts	0.00%	0.00%
Number of Moderate Income Tracts	0	0
Percentage of Moderate Income Tracts	0.00%	0.00%
Number of Middle Income Tracts	1	1
Percentage of Middle Income Tracts	100.00%	100.00%
Number of Upper Income Tracts	0	0
Percentage of Upper Income Tracts	0.00%	0.00%
Number of NA Income Tracts	0	0
Percentage of NA Income Tracts	0.00%	0.00%

Stutsman, NORTH DAKOTA

Census Tract	2021		2022		Change in Tract Income Class from 2021 through 2022
	Tract Income Class	Minority Tract	Tract Income Class	Minority Tract	
38093967000	UPPER	NO	UPPER	NO	No Change
38093967200	MIDDLE	NO	MIDDLE	NO	No Change

Stutsman, NORTH DAKOTA

Census Tract	2021		2022		Change in Tract Income Class from 2021 through 2022
	Tract Income Class	Minority Tract	Tract Income Class	Minority Tract	
38093967300	MIDDLE	NO	UPPER	NO	MIDDLE to UPPER
38093967400	MIDDLE	NO			Not Applicable
38093967401			MODERATE	NO	Not Applicable
38093967402			MIDDLE	NO	Not Applicable
38093967500	MIDDLE	NO	MODERATE	NO	MIDDLE to MODERATE
38093967800	MIDDLE	NO	MODERATE	NO	MIDDLE to MODERATE

Summary Data: Stutsman	2021	2022
Number of Census Tracts	6	7
Number of Minority Tracts	0	0
Percentage of Minority Tracts	0.00%	0.00%
Number of Low Income Tracts	0	0
Percentage of Low Income Tracts	0.00%	0.00%
Number of Moderate Income Tracts	0	3
Percentage of Moderate Income Tracts	0.00%	42.86%
Number of Middle Income Tracts	5	2
Percentage of Middle Income Tracts	83.33%	28.57%
Number of Upper Income Tracts	1	2
Percentage of Upper Income Tracts	16.67%	28.57%
Number of NA Income Tracts	0	0
Percentage of NA Income Tracts	0.00%	0.00%



GeoDataVision Report D-1 Census Tract Reference Book 2021/2022: NORTH DAKOTA

Towner, NORTH DAKOTA

Census Tract	2021		2022		Change in Tract Income Class from 2021 through 2022
	Tract Income Class	Minority Tract	Tract Income Class	Minority Tract	
38095951500	MIDDLE	NO	MIDDLE	NO	No Change

Summary Data: Towner	2021	2022
Number of Census Tracts	1	1
Number of Minority Tracts	0	0
Percentage of Minority Tracts	0.00%	0.00%
Number of Low Income Tracts	0	0
Percentage of Low Income Tracts	0.00%	0.00%
Number of Moderate Income Tracts	0	0
Percentage of Moderate Income Tracts	0.00%	0.00%
Number of Middle Income Tracts	1	1
Percentage of Middle Income Tracts	100.00%	100.00%
Number of Upper Income Tracts	0	0
Percentage of Upper Income Tracts	0.00%	0.00%
Number of NA Income Tracts	0	0
Percentage of NA Income Tracts	0.00%	0.00%

Trails, NORTH DAKOTA

Census Tract	2021		2022		Change in Tract Income Class from 2021 through 2022
	Tract Income Class	Minority Tract	Tract Income Class	Minority Tract	
38097970100	MIDDLE	NO	MIDDLE	NO	No Change
38097970200	MIDDLE	NO	MIDDLE	NO	No Change

Trails, NORTH DAKOTA

Census Tract	2021		2022		Change in Tract Income Class from 2021 through 2022
	Tract Income Class	Minority Tract	Tract Income Class	Minority Tract	
38097970300	MIDDLE	NO	MIDDLE	NO	No Change
38097970400	MIDDLE	NO	MIDDLE	NO	No Change

Summary Data: Trails	2021	2022
Number of Census Tracts	4	4
Number of Minority Tracts	0	0
Percentage of Minority Tracts	0.00%	0.00%
Number of Low Income Tracts	0	0
Percentage of Low Income Tracts	0.00%	0.00%
Number of Moderate Income Tracts	0	0
Percentage of Moderate Income Tracts	0.00%	0.00%
Number of Middle Income Tracts	4	4
Percentage of Middle Income Tracts	100.00%	100.00%
Number of Upper Income Tracts	0	0
Percentage of Upper Income Tracts	0.00%	0.00%
Number of NA Income Tracts	0	0
Percentage of NA Income Tracts	0.00%	0.00%

Walsh, NORTH DAKOTA

Census Tract	2021		2022		Change in Tract Income Class from 2021 through 2022
	Tract Income Class	Minority Tract	Tract Income Class	Minority Tract	
38099957800	MIDDLE	NO	MIDDLE	NO	No Change



GeoDataVision Report D-1 Census Tract Reference Book 2021/2022: NORTH DAKOTA

Walsh, NORTH DAKOTA

Census Tract	2021		2022		Change in Tract Income Class from 2021 through 2022
	Tract Income Class	Minority Tract	Tract Income Class	Minority Tract	
38099957900	MODERATE	NO	MODERATE	NO	No Change
38099958000	MODERATE	NO	MODERATE	NO	No Change
38099958100	MIDDLE	NO	MIDDLE	NO	No Change
38099958200	MIDDLE	NO	MIDDLE	NO	No Change
38099958300	MIDDLE	NO	MIDDLE	NO	No Change

Summary Data: Walsh	2021	2022
Number of Census Tracts	6	6
Number of Minority Tracts	0	0
Percentage of Minority Tracts	0.00%	0.00%
Number of Low Income Tracts	0	0
Percentage of Low Income Tracts	0.00%	0.00%
Number of Moderate Income Tracts	2	2
Percentage of Moderate Income Tracts	33.33%	33.33%
Number of Middle Income Tracts	4	4
Percentage of Middle Income Tracts	66.67%	66.67%
Number of Upper Income Tracts	0	0
Percentage of Upper Income Tracts	0.00%	0.00%
Number of NA Income Tracts	0	0
Percentage of NA Income Tracts	0.00%	0.00%

Ward, NORTH DAKOTA

Census Tract	2021		2022		Change in Tract Income Class from 2021 through 2022
	Tract Income Class	Minority Tract	Tract Income Class	Minority Tract	
38101010100	MIDDLE	NO	MIDDLE	NO	No Change
38101010200	MIDDLE	NO	MIDDLE	NO	No Change
38101010301	MIDDLE	NO	MIDDLE	NO	No Change
38101010302	UPPER	NO	MIDDLE	NO	UPPER to MIDDLE
38101010400	MIDDLE	NO	MIDDLE	NO	No Change
38101010500	MIDDLE	NO	MIDDLE	NO	No Change
38101010600	MIDDLE	NO			Not Applicable
38101010601			MIDDLE	NO	Not Applicable
38101010602			UPPER	NO	Not Applicable
38101010700	MIDDLE	NO			Not Applicable
38101010701			MIDDLE	NO	Not Applicable
38101010702			MIDDLE	NO	Not Applicable
38101010800	UPPER	NO	MIDDLE	NO	UPPER to MIDDLE
38101010900	MODERATE	NO			Not Applicable
38101010901			MIDDLE	NO	Not Applicable
38101010902			MIDDLE	NO	Not Applicable
38101011000	MIDDLE	NO	MIDDLE	NO	No Change
38101011200	UPPER	NO	UPPER	NO	No Change
38101011300	MIDDLE	NO	MIDDLE	NO	No Change



Ward, NORTH DAKOTA

Census Tract	2021		2022		Change in Tract Income Class from 2021 through 2022
	Tract Income Class	Minority Tract	Tract Income Class	Minority Tract	

Summary Data: Ward	2021	2022
Number of Census Tracts	13	16
Number of Minority Tracts	0	0
Percentage of Minority Tracts	0.00%	0.00%
Number of Low Income Tracts	0	0
Percentage of Low Income Tracts	0.00%	0.00%
Number of Moderate Income Tracts	1	0
Percentage of Moderate Income Tracts	7.69%	0.00%
Number of Middle Income Tracts	9	14
Percentage of Middle Income Tracts	69.23%	87.50%
Number of Upper Income Tracts	3	2
Percentage of Upper Income Tracts	23.08%	12.50%
Number of NA Income Tracts	0	0
Percentage of NA Income Tracts	0.00%	0.00%

Wells, NORTH DAKOTA

Census Tract	2021		2022		Change in Tract Income Class from 2021 through 2022
	Tract Income Class	Minority Tract	Tract Income Class	Minority Tract	

Summary Data: Wells	2021	2022
Number of Census Tracts	2	2
Number of Minority Tracts	0	0
Percentage of Minority Tracts	0.00%	0.00%
Number of Low Income Tracts	0	0
Percentage of Low Income Tracts	0.00%	0.00%
Number of Moderate Income Tracts	1	0
Percentage of Moderate Income Tracts	50.00%	0.00%
Number of Middle Income Tracts	1	2
Percentage of Middle Income Tracts	50.00%	100.00%
Number of Upper Income Tracts	0	0
Percentage of Upper Income Tracts	0.00%	0.00%
Number of NA Income Tracts	0	0
Percentage of NA Income Tracts	0.00%	0.00%

Wells, NORTH DAKOTA

Census Tract	2021		2022		Change in Tract Income Class from 2021 through 2022
	Tract Income Class	Minority Tract	Tract Income Class	Minority Tract	
38103959800	MODERATE	NO	MIDDLE	NO	MODERATE to MIDDLE
38103960000	MIDDLE	NO	MIDDLE	NO	No Change

Williams, NORTH DAKOTA


Census Tract	2021		2022		Change in Tract Income Class from 2021 through 2022
	Tract Income Class	Minority Tract	Tract Income Class	Minority Tract	
38105953400	MIDDLE	NO	UPPER	NO	MIDDLE to UPPER
38105953500	MIDDLE	NO	UPPER	NO	MIDDLE to UPPER
38105953600	UPPER	NO	UPPER	NO	No Change



Williams, NORTH DAKOTA

Census Tract	2021		2022		Change in Tract Income Class from 2021 through 2022
	Tract Income Class	Minority Tract	Tract Income Class	Minority Tract	
38105953700	UPPER	NO			Not Applicable
38105953701			MIDDLE	NO	Not Applicable
38105953702			UPPER	NO	Not Applicable
38105953800	MIDDLE	NO	UPPER	NO	MIDDLE to UPPER
38105953900	UPPER	NO	UPPER	NO	No Change
38105954100	MIDDLE	NO	UPPER	NO	MIDDLE to UPPER

Summary Data: Williams	2021	2022
Number of Census Tracts	7	8
Number of Minority Tracts	0	0
Percentage of Minority Tracts	0.00%	0.00%
Number of Low Income Tracts	0	0
Percentage of Low Income Tracts	0.00%	0.00%
Number of Moderate Income Tracts	0	0
Percentage of Moderate Income Tracts	0.00%	0.00%
Number of Middle Income Tracts	4	1
Percentage of Middle Income Tracts	57.14%	12.50%
Number of Upper Income Tracts	3	7
Percentage of Upper Income Tracts	42.86%	87.50%
Number of NA Income Tracts	0	0
Percentage of NA Income Tracts	0.00%	0.00%



Summary Data: NORTH DAKOTA	2021	2022
Number of Census Tracts	205	228
Number of Minority Tracts	8	11
Percentage of Minority Tracts	3.90%	4.82%
Number of Low Income Tracts	3	6
Percentage of Low Income Tracts	1.46%	2.63%
Number of Moderate Income Tracts	32	36
Percentage of Moderate Income Tracts	15.61%	15.79%
Number of Middle Income Tracts	137	147
Percentage of Middle Income Tracts	66.83%	64.47%
Number of Upper Income Tracts	32	38
Percentage of Upper Income Tracts	15.61%	16.67%
Number of NA Income Tracts	1	1
Percentage of NA Income Tracts	0.49%	0.44%

