

GeoDataVision Report D-1 Census Tract Reference Book 2022

Tract Income Classification and Minority Status—Based on Census data released by the FFIEC April 2022

Alamance, NORTH CAROLINA

Census Tract	Tract Income Class	Minority Tract
37001020100	MIDDLE	NO
37001020200	LOW	YES
37001020301	MODERATE	YES
37001020302	MODERATE	YES
37001020400	MODERATE	YES
37001020501	MIDDLE	NO
37001020502	MODERATE	YES
37001020601	UPPER	NO
37001020602	UPPER	NO
37001020701	MIDDLE	NO
37001020702	MODERATE	YES
37001020801	MIDDLE	NO
37001020802	MODERATE	YES
37001020901	MIDDLE	NO
37001020902	UPPER	NO
37001021000	LOW	YES
37001021101	MODERATE	YES
37001021102	MODERATE	NO
37001021201	MIDDLE	YES
37001021204	MIDDLE	NO
37001021205	UPPER	NO
37001021206	MIDDLE	NO
37001021207	MODERATE	NO
37001021300	MIDDLE	NO
37001021400	UPPER	NO
37001021500	MIDDLE	NO

Alamance, NORTH CAROLINA

Census Tract	Tract Income Class	Minority Tract
37001021600	UPPER	NO
37001021701	UPPER	NO
37001021702	UPPER	NO
37001021703	UPPER	NO
37001021801	MIDDLE	NO
37001021802	MIDDLE	NO
37001021803	MIDDLE	NO
37001021901	UPPER	NO
37001021902	MIDDLE	NO
37001022001	MIDDLE	NO
37001022002	MODERATE	NO

Alamance, NORTH CAROLINA

Census Tract	Tract Income Class	Minority Tract
Summary Data: Alamance		
Number of Census Tracts		37
Number of Minority Tracts		10
Percentage of Minority Tracts		27.03%
Number of Low Income Tracts		2
Percentage of Low Income Tracts		5.41%
Number of Moderate Income Tracts		10
Percentage of Moderate Income Tracts		27.03%
Number of Middle Income Tracts		15
Percentage of Middle Income Tracts		40.54%
Number of Upper Income Tracts		10
Percentage of Upper Income Tracts		27.03%
Number of NA Income Tracts		0
Percentage of NA Income Tracts		0.00%

Alexander, NORTH CAROLINA

Census Tract	Tract Income Class	Minority Tract
37003040100	MIDDLE	NO
37003040200	MIDDLE	NO
37003040300	MIDDLE	NO
37003040400	MIDDLE	NO



Alexander, NORTH CAROLINA

Census Tract	Tract Income Class	Minority Tract
37003040500	MIDDLE	NO
37003040600	UPPER	NO
37003040700	UPPER	NO

Summary Data: Alexander

Number of Census Tracts	7
Number of Minority Tracts	0
Percentage of Minority Tracts	0.00%
Number of Low Income Tracts	0
Percentage of Low Income Tracts	0.00%
Number of Moderate Income Tracts	0
Percentage of Moderate Income Tracts	0.00%
Number of Middle Income Tracts	5
Percentage of Middle Income Tracts	71.43%
Number of Upper Income Tracts	2
Percentage of Upper Income Tracts	28.57%
Number of NA Income Tracts	0
Percentage of NA Income Tracts	0.00%

Alleghany, NORTH CAROLINA

Census Tract	Tract Income Class	Minority Tract
37005950100	MIDDLE	NO
37005950200	MODERATE	NO

Alleghany, NORTH CAROLINA

Census Tract	Tract Income Class	Minority Tract
37005950300	MIDDLE	NO

Summary Data: Alleghany

Number of Census Tracts	3
Number of Minority Tracts	0
Percentage of Minority Tracts	0.00%
Number of Low Income Tracts	0
Percentage of Low Income Tracts	0.00%
Number of Moderate Income Tracts	1
Percentage of Moderate Income Tracts	33.33%
Number of Middle Income Tracts	2
Percentage of Middle Income Tracts	66.67%
Number of Upper Income Tracts	0
Percentage of Upper Income Tracts	0.00%
Number of NA Income Tracts	0
Percentage of NA Income Tracts	0.00%

Anson, NORTH CAROLINA

Census Tract	Tract Income Class	Minority Tract
37007920100	MODERATE	YES
37007920200	MODERATE	NO
37007920301	MODERATE	NO
37007920302	MIDDLE	NO

Anson, NORTH CAROLINA

Census Tract	Tract Income Class	Minority Tract
37007920400	LOW	YES
37007920501	MIDDLE	YES
37007920502	LOW	YES
37007920600	MODERATE	YES
37007980000	NA	NO

Summary Data: Anson

Number of Census Tracts	9
Number of Minority Tracts	5
Percentage of Minority Tracts	55.56%
Number of Low Income Tracts	2
Percentage of Low Income Tracts	22.22%
Number of Moderate Income Tracts	4
Percentage of Moderate Income Tracts	44.44%
Number of Middle Income Tracts	2
Percentage of Middle Income Tracts	22.22%
Number of Upper Income Tracts	0
Percentage of Upper Income Tracts	0.00%
Number of NA Income Tracts	1
Percentage of NA Income Tracts	11.11%

Ashe, NORTH CAROLINA

Census Tract	Tract Income Class	Minority Tract
--------------	--------------------	----------------



Ashe, NORTH CAROLINA

Census Tract	Tract Income Class	Minority Tract
37009970200	MODERATE	NO
37009970300	MIDDLE	NO
37009970400	MIDDLE	NO
37009970501	MIDDLE	NO
37009970502	MIDDLE	NO
37009970701	MIDDLE	NO
37009970702	MIDDLE	NO
37009970801	MIDDLE	NO
37009970802	MODERATE	NO

Summary Data: Ashe

Number of Census Tracts	9
Number of Minority Tracts	0
Percentage of Minority Tracts	0.00%
Number of Low Income Tracts	0
Percentage of Low Income Tracts	0.00%
Number of Moderate Income Tracts	2
Percentage of Moderate Income Tracts	22.22%
Number of Middle Income Tracts	7
Percentage of Middle Income Tracts	77.78%
Number of Upper Income Tracts	0
Percentage of Upper Income Tracts	0.00%
Number of NA Income Tracts	0
Percentage of NA Income Tracts	0.00%

Avery, NORTH CAROLINA

Census Tract	Tract Income Class	Minority Tract
37011930100	MIDDLE	NO
37011930200	UPPER	NO
37011930301	MIDDLE	NO
37011930302	MIDDLE	NO
37011930400	MIDDLE	NO

Summary Data: Avery

Number of Census Tracts	5
Number of Minority Tracts	0
Percentage of Minority Tracts	0.00%
Number of Low Income Tracts	0
Percentage of Low Income Tracts	0.00%
Number of Moderate Income Tracts	0
Percentage of Moderate Income Tracts	0.00%
Number of Middle Income Tracts	4
Percentage of Middle Income Tracts	80.00%
Number of Upper Income Tracts	1
Percentage of Upper Income Tracts	20.00%
Number of NA Income Tracts	0
Percentage of NA Income Tracts	0.00%

Beaufort, NORTH CAROLINA

Census Tract	Tract Income Class	Minority Tract
--------------	--------------------	----------------

Beaufort, NORTH CAROLINA

Census Tract	Tract Income Class	Minority Tract
37013930101	UPPER	NO
37013930102	MODERATE	YES
37013930200	MIDDLE	NO
37013930300	MIDDLE	YES
37013930400	MIDDLE	YES
37013930501	UPPER	NO
37013930502	MIDDLE	NO
37013930600	UPPER	NO
37013930700	UPPER	NO
37013930800	MODERATE	NO
37013930900	UPPER	NO
37013931001	MIDDLE	NO
37013931002	UPPER	NO

Beaufort, NORTH CAROLINA

Census Tract	Tract Income Class	Minority Tract
Summary Data: Beaufort		
Number of Census Tracts		13
Number of Minority Tracts		3
Percentage of Minority Tracts		23.08%
Number of Low Income Tracts		0
Percentage of Low Income Tracts		0.00%
Number of Moderate Income Tracts		2
Percentage of Moderate Income Tracts		15.38%
Number of Middle Income Tracts		5
Percentage of Middle Income Tracts		38.46%
Number of Upper Income Tracts		6
Percentage of Upper Income Tracts		46.15%
Number of NA Income Tracts		0
Percentage of NA Income Tracts		0.00%

Bertie, NORTH CAROLINA

Census Tract	Tract Income Class	Minority Tract
37015960100	MIDDLE	NO
37015960200	MODERATE	YES
37015960300	MODERATE	YES
37015960401	MIDDLE	YES
37015960402	LOW	YES

Bertie, NORTH CAROLINA

Census Tract	Tract Income Class	Minority Tract
Summary Data: Bertie		
Number of Census Tracts		5
Number of Minority Tracts		4
Percentage of Minority Tracts		80.00%
Number of Low Income Tracts		1
Percentage of Low Income Tracts		20.00%
Number of Moderate Income Tracts		2
Percentage of Moderate Income Tracts		40.00%
Number of Middle Income Tracts		2
Percentage of Middle Income Tracts		40.00%
Number of Upper Income Tracts		0
Percentage of Upper Income Tracts		0.00%
Number of NA Income Tracts		0
Percentage of NA Income Tracts		0.00%

Bladen, NORTH CAROLINA

Census Tract	Tract Income Class	Minority Tract
37017950101	MIDDLE	NO
37017950102	MIDDLE	NO
37017950200	MIDDLE	YES
37017950301	MODERATE	NO
37017950302	MIDDLE	NO

Bladen, NORTH CAROLINA

Census Tract	Tract Income Class	Minority Tract
37017950401	LOW	YES
37017950402	MIDDLE	YES
37017950501	MIDDLE	NO
37017950502	MIDDLE	NO
37017950601	LOW	YES
37017950602	MIDDLE	YES
Summary Data: Bladen		
Number of Census Tracts		11
Number of Minority Tracts		5
Percentage of Minority Tracts		45.45%
Number of Low Income Tracts		2
Percentage of Low Income Tracts		18.18%
Number of Moderate Income Tracts		1
Percentage of Moderate Income Tracts		9.09%
Number of Middle Income Tracts		8
Percentage of Middle Income Tracts		72.73%
Number of Upper Income Tracts		0
Percentage of Upper Income Tracts		0.00%
Number of NA Income Tracts		0
Percentage of NA Income Tracts		0.00%



Brunswick, NORTH CAROLINA

Census Tract	Tract Income Class	Minority Tract
37019020101	MODERATE	YES
37019020102	MIDDLE	NO
37019020105	UPPER	NO
37019020106	UPPER	NO
37019020107	MIDDLE	NO
37019020108	MIDDLE	NO
37019020201	MIDDLE	NO
37019020203	MIDDLE	NO
37019020204	MIDDLE	NO
37019020205	UPPER	NO
37019020206	MODERATE	NO
37019020304	UPPER	NO
37019020305	MIDDLE	NO
37019020306	UPPER	NO
37019020307	UPPER	NO
37019020308	UPPER	NO
37019020311	MIDDLE	NO
37019020312	MIDDLE	NO
37019020313	UPPER	NO
37019020314	UPPER	NO
37019020315	UPPER	NO
37019020316	UPPER	NO
37019020404	MIDDLE	NO
37019020405	MIDDLE	NO
37019020406	UPPER	NO
37019020407	MIDDLE	NO
37019020408	LOW	NO

Brunswick, NORTH CAROLINA

Census Tract	Tract Income Class	Minority Tract
37019020409	MODERATE	NO
37019020504	UPPER	NO
37019020505	MIDDLE	NO
37019020508	UPPER	NO
37019020510	MIDDLE	NO
37019020511	MIDDLE	NO
37019020512	UPPER	NO
37019020513	MIDDLE	NO
37019020514	MIDDLE	NO
37019020515	MIDDLE	NO
37019020516	UPPER	NO
37019020517	MIDDLE	NO
37019020518	UPPER	NO
37019020601	MIDDLE	NO
37019020602	MIDDLE	NO
37019020603	MIDDLE	NO
37019990100	NA	NO

Brunswick, NORTH CAROLINA

Census Tract	Tract Income Class	Minority Tract
Summary Data: Brunswick		
Number of Census Tracts		44
Number of Minority Tracts		1
Percentage of Minority Tracts		2.27%
Number of Low Income Tracts		1
Percentage of Low Income Tracts		2.27%
Number of Moderate Income Tracts		3
Percentage of Moderate Income Tracts		6.82%
Number of Middle Income Tracts		22
Percentage of Middle Income Tracts		50.00%
Number of Upper Income Tracts		17
Percentage of Upper Income Tracts		38.64%
Number of NA Income Tracts		1
Percentage of NA Income Tracts		2.27%

Buncombe, NORTH CAROLINA

Census Tract	Tract Income Class	Minority Tract
37021000100	MODERATE	NO
37021000200	UPPER	NO
37021000300	MIDDLE	NO
37021000400	MIDDLE	NO
37021000500	UPPER	NO



Buncombe, NORTH CAROLINA

Census Tract	Tract Income Class	Minority Tract
37021000600	UPPER	NO
37021000700	MIDDLE	NO
37021000800	MIDDLE	NO
37021000900	MIDDLE	NO
37021001000	MIDDLE	NO
37021001100	MIDDLE	NO
37021001200	MIDDLE	NO
37021001300	LOW	NO
37021001401	MODERATE	NO
37021001402	MODERATE	YES
37021001500	MIDDLE	NO
37021001601	UPPER	NO
37021001602	UPPER	NO
37021001700	UPPER	NO
37021001801	MIDDLE	NO
37021001802	UPPER	NO
37021001900	MIDDLE	NO
37021002000	MIDDLE	NO
37021002101	UPPER	NO
37021002102	MODERATE	NO
37021002203	MODERATE	NO
37021002204	MIDDLE	NO
37021002205	UPPER	NO
37021002206	UPPER	NO
37021002303	UPPER	NO
37021002304	UPPER	NO
37021002305	UPPER	NO

Buncombe, NORTH CAROLINA

Census Tract	Tract Income Class	Minority Tract
37021002306	MIDDLE	NO
37021002401	MIDDLE	NO
37021002402	MIDDLE	NO
37021002503	MIDDLE	NO
37021002504	MIDDLE	NO
37021002505	UPPER	NO
37021002506	MODERATE	NO
37021002603	MODERATE	NO
37021002604	MIDDLE	NO
37021002606	MODERATE	NO
37021002607	MODERATE	NO
37021002608	MIDDLE	NO
37021002609	MODERATE	NO
37021002701	MIDDLE	NO
37021002702	MIDDLE	NO
37021002704	UPPER	NO
37021002705	UPPER	NO
37021002803	MIDDLE	NO
37021002804	MIDDLE	NO
37021002900	MIDDLE	NO
37021003002	MODERATE	NO
37021003003	UPPER	NO
37021003004	MIDDLE	NO
37021003103	MIDDLE	NO
37021003105	MIDDLE	NO
37021003106	MODERATE	NO
37021003107	UPPER	NO

Buncombe, NORTH CAROLINA

Census Tract	Tract Income Class	Minority Tract
37021003108	MIDDLE	NO
37021003201	UPPER	NO
37021003202	UPPER	NO
37021003203	MIDDLE	NO
37021003204	MIDDLE	NO
37021003205	MIDDLE	NO

Summary Data: Buncombe	
Number of Census Tracts	65
Number of Minority Tracts	1
Percentage of Minority Tracts	1.54%
Number of Low Income Tracts	1
Percentage of Low Income Tracts	1.54%
Number of Moderate Income Tracts	12
Percentage of Moderate Income Tracts	18.46%
Number of Middle Income Tracts	32
Percentage of Middle Income Tracts	49.23%
Number of Upper Income Tracts	20
Percentage of Upper Income Tracts	30.77%
Number of NA Income Tracts	0
Percentage of NA Income Tracts	0.00%



Burke, NORTH CAROLINA

Census Tract	Tract Income Class	Minority Tract
37023020100	MODERATE	NO
37023020202	MIDDLE	NO
37023020203	UPPER	NO
37023020204	MIDDLE	NO
37023020301	MIDDLE	NO
37023020303	MIDDLE	NO
37023020304	UPPER	NO
37023020500	MIDDLE	NO
37023020600	MODERATE	NO
37023020801	MIDDLE	NO
37023020802	MIDDLE	NO
37023020901	MIDDLE	NO
37023020902	MIDDLE	NO
37023021000	MIDDLE	NO
37023021100	MIDDLE	NO
37023021201	MIDDLE	NO
37023021202	MIDDLE	NO
37023021203	MIDDLE	NO
37023021301	MIDDLE	NO
37023021302	MIDDLE	NO
37023021400	MODERATE	NO

Burke, NORTH CAROLINA

Census Tract	Tract Income Class	Minority Tract
Summary Data: Burke		
Number of Census Tracts		21
Number of Minority Tracts		0
Percentage of Minority Tracts		0.00%
Number of Low Income Tracts		0
Percentage of Low Income Tracts		0.00%
Number of Moderate Income Tracts		3
Percentage of Moderate Income Tracts		14.29%
Number of Middle Income Tracts		16
Percentage of Middle Income Tracts		76.19%
Number of Upper Income Tracts		2
Percentage of Upper Income Tracts		9.52%
Number of NA Income Tracts		0
Percentage of NA Income Tracts		0.00%

Cabarrus, NORTH CAROLINA

Census Tract	Tract Income Class	Minority Tract
37025040501	MIDDLE	YES
37025040502	MIDDLE	NO
37025040600	MIDDLE	NO
37025040701	MODERATE	NO
37025040703	MODERATE	YES

Cabarrus, NORTH CAROLINA

Census Tract	Tract Income Class	Minority Tract
37025040704	MODERATE	YES
37025040705	MIDDLE	YES
37025040800	MODERATE	NO
37025040900	MODERATE	NO
37025041001	MIDDLE	NO
37025041002	LOW	YES
37025041100	MIDDLE	NO
37025041201	UPPER	NO
37025041202	UPPER	NO
37025041301	UPPER	NO
37025041304	UPPER	YES
37025041305	MIDDLE	NO
37025041306	UPPER	YES
37025041307	UPPER	NO
37025041503	UPPER	NO
37025041504	UPPER	NO
37025041505	UPPER	NO
37025041506	UPPER	NO
37025041507	UPPER	NO
37025041602	MIDDLE	NO
37025041603	MIDDLE	NO
37025041604	UPPER	NO
37025041701	MIDDLE	NO
37025041702	MIDDLE	NO
37025041901	LOW	YES
37025041902	MODERATE	YES
37025042000	MODERATE	NO



Cabarrus, NORTH CAROLINA

Census Tract	Tract Income Class	Minority Tract
37025042101	MODERATE	YES
37025042102	MODERATE	NO
37025042201	MIDDLE	NO
37025042202	MIDDLE	NO
37025042300	MODERATE	NO
37025042401	UPPER	NO
37025042402	MODERATE	YES
37025042501	UPPER	NO
37025042502	MIDDLE	NO
37025042503	MIDDLE	NO
37025042504	UPPER	NO
37025042601	UPPER	NO
37025042602	MIDDLE	YES
37025042603	MIDDLE	NO
37025042604	MIDDLE	NO

Cabarrus, NORTH CAROLINA

Census Tract	Tract Income Class	Minority Tract
Summary Data: Cabarrus		
Number of Census Tracts		47
Number of Minority Tracts		12
Percentage of Minority Tracts		25.53%
Number of Low Income Tracts		2
Percentage of Low Income Tracts		4.26%
Number of Moderate Income Tracts		11
Percentage of Moderate Income Tracts		23.40%
Number of Middle Income Tracts		18
Percentage of Middle Income Tracts		38.30%
Number of Upper Income Tracts		16
Percentage of Upper Income Tracts		34.04%
Number of NA Income Tracts		0
Percentage of NA Income Tracts		0.00%

Caldwell, NORTH CAROLINA

Census Tract	Tract Income Class	Minority Tract
37027030600	MIDDLE	NO
37027030700	MIDDLE	NO
37027030801	MIDDLE	NO
37027030802	MODERATE	NO
37027030900	MIDDLE	NO
37027031000	MIDDLE	NO
37027031100	MIDDLE	NO
37027031201	MIDDLE	NO
37027031202	MIDDLE	NO
37027031301	UPPER	NO
37027031302	MIDDLE	NO
37027031401	MIDDLE	NO
37027031402	MIDDLE	NO
37027031403	LOW	NO

Caldwell, NORTH CAROLINA

Census Tract	Tract Income Class	Minority Tract
37027030100	MODERATE	NO
37027030200	MODERATE	NO
37027030300	MODERATE	NO
37027030400	MODERATE	NO
37027030500	UPPER	NO



Caldwell, NORTH CAROLINA

Census Tract	Tract Income Class	Minority Tract
Summary Data: Caldwell		
Number of Census Tracts		19
Number of Minority Tracts		0
Percentage of Minority Tracts		0.00%
Number of Low Income Tracts		1
Percentage of Low Income Tracts		5.26%
Number of Moderate Income Tracts		5
Percentage of Moderate Income Tracts		26.32%
Number of Middle Income Tracts		11
Percentage of Middle Income Tracts		57.89%
Number of Upper Income Tracts		2
Percentage of Upper Income Tracts		10.53%
Number of NA Income Tracts		0
Percentage of NA Income Tracts		0.00%

Camden, NORTH CAROLINA

Census Tract	Tract Income Class	Minority Tract
37029950101	MIDDLE	NO
37029950102	MODERATE	NO

Camden, NORTH CAROLINA

Census Tract	Tract Income Class	Minority Tract
Summary Data: Camden		
Number of Census Tracts		2
Number of Minority Tracts		0
Percentage of Minority Tracts		0.00%
Number of Low Income Tracts		0
Percentage of Low Income Tracts		0.00%
Number of Moderate Income Tracts		1
Percentage of Moderate Income Tracts		50.00%
Number of Middle Income Tracts		1
Percentage of Middle Income Tracts		50.00%
Number of Upper Income Tracts		0
Percentage of Upper Income Tracts		0.00%
Number of NA Income Tracts		0
Percentage of NA Income Tracts		0.00%

Carteret, NORTH CAROLINA

Census Tract	Tract Income Class	Minority Tract
37031970101	MIDDLE	NO
37031970102	UPPER	NO
37031970103	UPPER	NO
37031970200	MIDDLE	NO
37031970301	MIDDLE	NO

Carteret, NORTH CAROLINA

Census Tract	Tract Income Class	Minority Tract
37031970304	MIDDLE	NO
37031970305	MIDDLE	NO
37031970401	MODERATE	NO
37031970402	MODERATE	NO
37031970403	MIDDLE	NO
37031970501	MIDDLE	NO
37031970502	UPPER	NO
37031970503	UPPER	NO
37031970504	UPPER	NO
37031970601	UPPER	NO
37031970602	UPPER	NO
37031970603	MIDDLE	NO
37031970606	UPPER	NO
37031970701	MIDDLE	NO
37031970702	UPPER	NO
37031970703	UPPER	NO
37031970704	MIDDLE	NO
37031970801	MIDDLE	NO
37031970804	UPPER	NO
37031970805	MIDDLE	NO
37031970806	UPPER	NO
37031970903	UPPER	NO
37031970904	UPPER	NO
37031971003	UPPER	NO
37031971103	UPPER	NO
37031980100	NA	NO
37031990100	NA	NO



Carteret, NORTH CAROLINA

Census Tract	Tract Income Class	Minority Tract
37031990200	NA	NO

Summary Data: Carteret

Number of Census Tracts	33
Number of Minority Tracts	0
Percentage of Minority Tracts	0.00%
Number of Low Income Tracts	0
Percentage of Low Income Tracts	0.00%
Number of Moderate Income Tracts	2
Percentage of Moderate Income Tracts	6.06%
Number of Middle Income Tracts	12
Percentage of Middle Income Tracts	36.36%
Number of Upper Income Tracts	16
Percentage of Upper Income Tracts	48.48%
Number of NA Income Tracts	3
Percentage of NA Income Tracts	9.09%

Caswell, NORTH CAROLINA

Census Tract	Tract Income Class	Minority Tract
37033930100	MIDDLE	NO
37033930200	MIDDLE	YES
37033930300	MIDDLE	NO
37033930400	MIDDLE	NO

Caswell, NORTH CAROLINA

Census Tract	Tract Income Class	Minority Tract
37033930500	MIDDLE	NO
37033930600	UPPER	NO

Summary Data: Caswell

Number of Census Tracts	6
Number of Minority Tracts	1
Percentage of Minority Tracts	16.67%
Number of Low Income Tracts	0
Percentage of Low Income Tracts	0.00%
Number of Moderate Income Tracts	0
Percentage of Moderate Income Tracts	0.00%
Number of Middle Income Tracts	5
Percentage of Middle Income Tracts	83.33%
Number of Upper Income Tracts	1
Percentage of Upper Income Tracts	16.67%
Number of NA Income Tracts	0
Percentage of NA Income Tracts	0.00%

Catawba, NORTH CAROLINA

Census Tract	Tract Income Class	Minority Tract
37035010101	MIDDLE	NO
37035010102	UPPER	NO
37035010201	MIDDLE	NO

Catawba, NORTH CAROLINA

Census Tract	Tract Income Class	Minority Tract
37035010203	UPPER	NO
37035010204	MIDDLE	NO
37035010301	UPPER	NO
37035010302	UPPER	NO
37035010303	MIDDLE	NO
37035010304	MIDDLE	YES
37035010402	MIDDLE	NO
37035010403	MIDDLE	NO
37035010404	MIDDLE	NO
37035010501	UPPER	NO
37035010502	UPPER	NO
37035010600	MIDDLE	NO
37035010700	MODERATE	NO
37035010900	MODERATE	YES
37035011000	MODERATE	YES
37035011101	MIDDLE	NO
37035011102	MIDDLE	NO
37035011200	MIDDLE	NO
37035011300	MODERATE	NO
37035011401	MIDDLE	NO
37035011402	MIDDLE	NO
37035011501	MIDDLE	NO
37035011503	UPPER	NO
37035011505	UPPER	NO
37035011506	UPPER	NO
37035011601	MIDDLE	NO
37035011602	MIDDLE	NO



Catawba, NORTH CAROLINA

Census Tract	Tract Income Class	Minority Tract
37035011701	UPPER	NO
37035011702	UPPER	NO
37035011801	UPPER	NO
37035011802	MODERATE	NO

Summary Data: Catawba

Number of Census Tracts	34
Number of Minority Tracts	3
Percentage of Minority Tracts	8.82%
Number of Low Income Tracts	0
Percentage of Low Income Tracts	0.00%
Number of Moderate Income Tracts	5
Percentage of Moderate Income Tracts	14.71%
Number of Middle Income Tracts	17
Percentage of Middle Income Tracts	50.00%
Number of Upper Income Tracts	12
Percentage of Upper Income Tracts	35.29%
Number of NA Income Tracts	0
Percentage of NA Income Tracts	0.00%

Chatham, NORTH CAROLINA

Census Tract	Tract Income Class	Minority Tract
37037020103	UPPER	NO

Chatham, NORTH CAROLINA

Census Tract	Tract Income Class	Minority Tract
37037020104	UPPER	NO
37037020105	UPPER	NO
37037020107	UPPER	NO
37037020108	MIDDLE	NO
37037020201	MIDDLE	NO
37037020202	UPPER	NO
37037020203	MIDDLE	NO
37037020300	MODERATE	NO
37037020401	MODERATE	YES
37037020402	LOW	YES
37037020500	MODERATE	NO
37037020600	MODERATE	NO
37037020702	MIDDLE	NO
37037020703	UPPER	NO
37037020704	UPPER	NO
37037020801	MIDDLE	NO
37037020802	MODERATE	NO
37037020803	UPPER	NO

Chatham, NORTH CAROLINA

Census Tract	Tract Income Class	Minority Tract
Summary Data: Chatham		
Number of Census Tracts		19
Number of Minority Tracts		2
Percentage of Minority Tracts		10.53%
Number of Low Income Tracts		1
Percentage of Low Income Tracts		5.26%
Number of Moderate Income Tracts		5
Percentage of Moderate Income Tracts		26.32%
Number of Middle Income Tracts		5
Percentage of Middle Income Tracts		26.32%
Number of Upper Income Tracts		8
Percentage of Upper Income Tracts		42.11%
Number of NA Income Tracts		0
Percentage of NA Income Tracts		0.00%

Cherokee, NORTH CAROLINA

Census Tract	Tract Income Class	Minority Tract
37039930101	MIDDLE	NO
37039930102	MODERATE	NO
37039930200	MODERATE	NO
37039930300	MIDDLE	NO
37039930401	MIDDLE	NO



Cherokee, NORTH CAROLINA

Census Tract	Tract Income Class	Minority Tract
37039930402	MIDDLE	NO
37039930501	UPPER	NO
37039930502	MIDDLE	NO
37039930603	MODERATE	NO
37039930604	MIDDLE	NO
37039930605	MIDDLE	NO
37039930606	MODERATE	NO

Summary Data: Cherokee

Number of Census Tracts	12
Number of Minority Tracts	0
Percentage of Minority Tracts	0.00%
Number of Low Income Tracts	0
Percentage of Low Income Tracts	0.00%
Number of Moderate Income Tracts	4
Percentage of Moderate Income Tracts	33.33%
Number of Middle Income Tracts	7
Percentage of Middle Income Tracts	58.33%
Number of Upper Income Tracts	1
Percentage of Upper Income Tracts	8.33%
Number of NA Income Tracts	0
Percentage of NA Income Tracts	0.00%

Chowan, NORTH CAROLINA

Census Tract	Tract Income Class	Minority Tract
37041930101	MODERATE	YES
37041930102	MIDDLE	NO
37041930201	MIDDLE	NO
37041930202	MIDDLE	NO

Summary Data: Chowan

Number of Census Tracts	4
Number of Minority Tracts	1
Percentage of Minority Tracts	25.00%
Number of Low Income Tracts	0
Percentage of Low Income Tracts	0.00%
Number of Moderate Income Tracts	1
Percentage of Moderate Income Tracts	25.00%
Number of Middle Income Tracts	3
Percentage of Middle Income Tracts	75.00%
Number of Upper Income Tracts	0
Percentage of Upper Income Tracts	0.00%
Number of NA Income Tracts	0
Percentage of NA Income Tracts	0.00%

Clay, NORTH CAROLINA

Census Tract	Tract Income Class	Minority Tract
37043950101	UPPER	NO

Clay, NORTH CAROLINA

Census Tract	Tract Income Class	Minority Tract
37043950102	MIDDLE	NO
37043950201	MIDDLE	NO
37043950202	MODERATE	NO

Summary Data: Clay

Number of Census Tracts	4
Number of Minority Tracts	0
Percentage of Minority Tracts	0.00%
Number of Low Income Tracts	0
Percentage of Low Income Tracts	0.00%
Number of Moderate Income Tracts	1
Percentage of Moderate Income Tracts	25.00%
Number of Middle Income Tracts	2
Percentage of Middle Income Tracts	50.00%
Number of Upper Income Tracts	1
Percentage of Upper Income Tracts	25.00%
Number of NA Income Tracts	0
Percentage of NA Income Tracts	0.00%

Cleveland, NORTH CAROLINA

Census Tract	Tract Income Class	Minority Tract
37045950101	MODERATE	NO
37045950102	MIDDLE	NO

Cleveland, NORTH CAROLINA

Census Tract	Tract Income Class	Minority Tract
37045950200	MIDDLE	NO
37045950301	MIDDLE	NO
37045950302	MIDDLE	NO
37045950400	MIDDLE	NO
37045950500	MODERATE	NO
37045950601	MIDDLE	NO
37045950603	MIDDLE	NO
37045950604	MIDDLE	NO
37045950701	MIDDLE	NO
37045950702	UPPER	NO
37045950800	UPPER	NO
37045950900	MODERATE	YES
37045951000	UPPER	NO
37045951100	LOW	YES
37045951200	MIDDLE	NO
37045951300	MIDDLE	NO
37045951400	MIDDLE	NO
37045951501	UPPER	NO
37045951502	UPPER	NO
37045951503	MIDDLE	NO
37045951601	MIDDLE	NO
37045951602	MODERATE	NO

Cleveland, NORTH CAROLINA

Census Tract	Tract Income Class	Minority Tract
Summary Data: Cleveland		
Number of Census Tracts		24
Number of Minority Tracts		2
Percentage of Minority Tracts		8.33%
Number of Low Income Tracts		1
Percentage of Low Income Tracts		4.17%
Number of Moderate Income Tracts		4
Percentage of Moderate Income Tracts		16.67%
Number of Middle Income Tracts		14
Percentage of Middle Income Tracts		58.33%
Number of Upper Income Tracts		5
Percentage of Upper Income Tracts		20.83%
Number of NA Income Tracts		0
Percentage of NA Income Tracts		0.00%

Columbus, NORTH CAROLINA

Census Tract	Tract Income Class	Minority Tract
37047930100	MIDDLE	NO
37047930200	MIDDLE	YES
37047930300	MIDDLE	NO
37047930400	MIDDLE	YES
37047930500	MIDDLE	NO

Columbus, NORTH CAROLINA

Census Tract	Tract Income Class	Minority Tract
37047930600	MIDDLE	NO
37047930700	MIDDLE	NO
37047930800	MIDDLE	NO
37047930900	MODERATE	YES
37047931000	MODERATE	NO
37047931100	MIDDLE	NO
37047931201	MODERATE	NO
37047931202	MODERATE	NO
37047931301	MODERATE	NO
37047931302	MODERATE	NO



Columbus, NORTH CAROLINA

Census Tract	Tract Income Class	Minority Tract
Summary Data: Columbus		
Number of Census Tracts		15
Number of Minority Tracts		3
Percentage of Minority Tracts		20.00%
Number of Low Income Tracts		0
Percentage of Low Income Tracts		0.00%
Number of Moderate Income Tracts		6
Percentage of Moderate Income Tracts		40.00%
Number of Middle Income Tracts		9
Percentage of Middle Income Tracts		60.00%
Number of Upper Income Tracts		0
Percentage of Upper Income Tracts		0.00%
Number of NA Income Tracts		0
Percentage of NA Income Tracts		0.00%

Craven, NORTH CAROLINA

Census Tract	Tract Income Class	Minority Tract
37049960101	MIDDLE	NO
37049960102	MIDDLE	NO
37049960201	MODERATE	NO
37049960202	MODERATE	NO
37049960301	UPPER	NO

Craven, NORTH CAROLINA

Census Tract	Tract Income Class	Minority Tract
37049960302	MODERATE	NO
37049960401	UPPER	NO
37049960402	MIDDLE	NO
37049960403	UPPER	NO
37049960404	UPPER	NO
37049960501	MIDDLE	NO
37049960502	MODERATE	YES
37049960600	MIDDLE	YES
37049960700	MODERATE	NO
37049960800	NA	YES
37049960900	MIDDLE	NO
37049961002	MIDDLE	NO
37049961003	UPPER	NO
37049961004	UPPER	NO
37049961101	UPPER	NO
37049961102	MIDDLE	NO
37049961201	MODERATE	NO
37049961202	NA	NO
37049961301	MIDDLE	NO
37049961302	MIDDLE	NO
37049961303	MIDDLE	NO

Craven, NORTH CAROLINA

Census Tract	Tract Income Class	Minority Tract
Summary Data: Craven		
Number of Census Tracts		26
Number of Minority Tracts		3
Percentage of Minority Tracts		11.54%
Number of Low Income Tracts		0
Percentage of Low Income Tracts		0.00%
Number of Moderate Income Tracts		6
Percentage of Moderate Income Tracts		23.08%
Number of Middle Income Tracts		11
Percentage of Middle Income Tracts		42.31%
Number of Upper Income Tracts		7
Percentage of Upper Income Tracts		26.92%
Number of NA Income Tracts		2
Percentage of NA Income Tracts		7.69%

Cumberland, NORTH CAROLINA

Census Tract	Tract Income Class	Minority Tract
37051000200	LOW	YES
37051000500	MODERATE	YES
37051000600	MIDDLE	NO
37051000701	UPPER	NO
37051000702	UPPER	NO



Cumberland, NORTH CAROLINA

Census Tract	Tract Income Class	Minority Tract
37051000800	UPPER	NO
37051000900	MIDDLE	NO
37051001000	MODERATE	YES
37051001100	MODERATE	YES
37051001200	MODERATE	YES
37051001401	MIDDLE	NO
37051001402	MODERATE	YES
37051001500	MIDDLE	YES
37051001603	MODERATE	YES
37051001604	MIDDLE	YES
37051001605	MIDDLE	YES
37051001606	MIDDLE	YES
37051001701	MODERATE	YES
37051001702	MODERATE	YES
37051001800	MIDDLE	YES
37051001901	MIDDLE	YES
37051001902	MIDDLE	YES
37051001903	MODERATE	YES
37051002001	MIDDLE	YES
37051002002	MIDDLE	YES
37051002100	MIDDLE	YES
37051002200	MIDDLE	YES
37051002301	MODERATE	YES
37051002302	MODERATE	YES
37051002401	LOW	YES
37051002402	MODERATE	YES
37051002501	MIDDLE	YES

Cumberland, NORTH CAROLINA

Census Tract	Tract Income Class	Minority Tract
37051002503	MIDDLE	YES
37051002504	UPPER	YES
37051002505	MIDDLE	YES
37051002506	MIDDLE	YES
37051002600	MIDDLE	NO
37051002701	MIDDLE	NO
37051002702	UPPER	NO
37051002801	UPPER	NO
37051002802	MIDDLE	NO
37051002900	MIDDLE	NO
37051003002	MIDDLE	NO
37051003003	UPPER	NO
37051003004	UPPER	NO
37051003102	UPPER	YES
37051003103	MIDDLE	YES
37051003105	MIDDLE	YES
37051003106	MODERATE	NO
37051003203	MIDDLE	YES
37051003205	MIDDLE	YES
37051003206	UPPER	YES
37051003207	UPPER	NO
37051003208	MIDDLE	YES
37051003209	MIDDLE	YES
37051003302	MODERATE	YES
37051003304	MIDDLE	YES
37051003307	MIDDLE	YES
37051003310	MODERATE	YES

Cumberland, NORTH CAROLINA

Census Tract	Tract Income Class	Minority Tract
37051003311	MODERATE	YES
37051003312	MIDDLE	YES
37051003313	UPPER	YES
37051003314	MIDDLE	YES
37051003315	MIDDLE	YES
37051003316	MODERATE	YES
37051003317	MIDDLE	YES
37051003318	MIDDLE	YES
37051003401	MODERATE	YES
37051003403	MODERATE	NO
37051003404	NA	NO
37051003408	MODERATE	YES
37051003409	UPPER	NO
37051003410	MODERATE	YES
37051003501	MODERATE	YES
37051003502	MODERATE	YES
37051003601	MODERATE	YES
37051003602	MODERATE	YES
37051003700	UPPER	NO
37051003800	MODERATE	YES
37051980100	NA	YES
37051980200	NA	YES



Cumberland, NORTH CAROLINA

Census Tract	Tract Income Class	Minority Tract
Summary Data: Cumberland		
Number of Census Tracts		81
Number of Minority Tracts		60
Percentage of Minority Tracts		74.07%
Number of Low Income Tracts		2
Percentage of Low Income Tracts		2.47%
Number of Moderate Income Tracts		26
Percentage of Moderate Income Tracts		32.10%
Number of Middle Income Tracts		36
Percentage of Middle Income Tracts		44.44%
Number of Upper Income Tracts		14
Percentage of Upper Income Tracts		17.28%
Number of NA Income Tracts		3
Percentage of NA Income Tracts		3.70%

Currituck, NORTH CAROLINA

Census Tract	Tract Income Class	Minority Tract
37053110101	MIDDLE	NO
37053110102	MIDDLE	NO
37053110201	UPPER	NO
37053110202	MIDDLE	NO
37053110301	MIDDLE	NO

Currituck, NORTH CAROLINA

Census Tract	Tract Income Class	Minority Tract
37053110302	MIDDLE	NO
37053110401	MIDDLE	NO
37053110403	MODERATE	NO
37053110404	MIDDLE	NO
37053990100	NA	NO
Summary Data: Currituck		
Number of Census Tracts		10
Number of Minority Tracts		0
Percentage of Minority Tracts		0.00%
Number of Low Income Tracts		0
Percentage of Low Income Tracts		0.00%
Number of Moderate Income Tracts		1
Percentage of Moderate Income Tracts		10.00%
Number of Middle Income Tracts		7
Percentage of Middle Income Tracts		70.00%
Number of Upper Income Tracts		1
Percentage of Upper Income Tracts		10.00%
Number of NA Income Tracts		1
Percentage of NA Income Tracts		10.00%

Dare, NORTH CAROLINA

Census Tract	Tract Income Class	Minority Tract
--------------	--------------------	----------------

Dare, NORTH CAROLINA

Census Tract	Tract Income Class	Minority Tract
37055970101	UPPER	NO
37055970102	UPPER	NO
37055970200	UPPER	NO
37055970301	UPPER	NO
37055970302	UPPER	NO
37055970400	UPPER	NO
37055970501	MIDDLE	NO
37055970502	MIDDLE	NO
37055970601	MIDDLE	NO
37055970602	MIDDLE	NO
37055990100	NA	NO
37055990200	NA	NO



Dare, NORTH CAROLINA

Census Tract	Tract Income Class	Minority Tract
Summary Data: Dare		
Number of Census Tracts		12
Number of Minority Tracts		0
Percentage of Minority Tracts		0.00%
Number of Low Income Tracts		0
Percentage of Low Income Tracts		0.00%
Number of Moderate Income Tracts		0
Percentage of Moderate Income Tracts		0.00%
Number of Middle Income Tracts		4
Percentage of Middle Income Tracts		33.33%
Number of Upper Income Tracts		6
Percentage of Upper Income Tracts		50.00%
Number of NA Income Tracts		2
Percentage of NA Income Tracts		16.67%

Davidson, NORTH CAROLINA

Census Tract	Tract Income Class	Minority Tract
37057060101	MIDDLE	NO
37057060103	UPPER	NO
37057060104	UPPER	NO
37057060201	UPPER	NO
37057060202	MIDDLE	NO

Davidson, NORTH CAROLINA

Census Tract	Tract Income Class	Minority Tract
37057060203	UPPER	NO
37057060301	UPPER	NO
37057060302	UPPER	NO
37057060303	MIDDLE	NO
37057060304	MIDDLE	NO
37057060400	MIDDLE	NO
37057060500	MIDDLE	NO
37057060601	MIDDLE	NO
37057060602	UPPER	NO
37057060700	MIDDLE	YES
37057060800	MODERATE	YES
37057060900	MODERATE	NO
37057061000	MIDDLE	NO
37057061101	MIDDLE	NO
37057061102	MIDDLE	NO
37057061202	MIDDLE	NO
37057061203	MODERATE	NO
37057061204	MODERATE	NO
37057061300	MODERATE	NO
37057061400	LOW	YES
37057061501	LOW	YES
37057061502	UPPER	NO
37057061600	LOW	NO
37057061701	MIDDLE	NO
37057061703	MIDDLE	NO
37057061704	MIDDLE	NO
37057061705	MIDDLE	NO

Davidson, NORTH CAROLINA

Census Tract	Tract Income Class	Minority Tract
37057061803	MODERATE	NO
37057061805	MIDDLE	NO
37057061806	MIDDLE	NO
37057061807	MIDDLE	NO
37057061808	MIDDLE	NO
37057061902	MODERATE	NO
37057061903	MIDDLE	NO
37057061904	MIDDLE	NO
37057062001	MIDDLE	NO
37057062002	MIDDLE	NO



Davidson, NORTH CAROLINA

Census Tract	Tract Income Class	Minority Tract
Summary Data: Davidson		
Number of Census Tracts		42
Number of Minority Tracts		4
Percentage of Minority Tracts		9.52%
Number of Low Income Tracts		3
Percentage of Low Income Tracts		7.14%
Number of Moderate Income Tracts		7
Percentage of Moderate Income Tracts		16.67%
Number of Middle Income Tracts		24
Percentage of Middle Income Tracts		57.14%
Number of Upper Income Tracts		8
Percentage of Upper Income Tracts		19.05%
Number of NA Income Tracts		0
Percentage of NA Income Tracts		0.00%

Davie, NORTH CAROLINA

Census Tract	Tract Income Class	Minority Tract
37059080101	MIDDLE	NO
37059080102	MIDDLE	NO
37059080200	MIDDLE	NO
37059080301	UPPER	NO
37059080302	MIDDLE	NO

Davie, NORTH CAROLINA

Census Tract	Tract Income Class	Minority Tract
37059080400	MIDDLE	NO
37059080500	MIDDLE	NO
37059080600	MIDDLE	NO
37059080701	MODERATE	NO
37059080702	MIDDLE	NO
Summary Data: Davie		
Number of Census Tracts		10
Number of Minority Tracts		0
Percentage of Minority Tracts		0.00%
Number of Low Income Tracts		0
Percentage of Low Income Tracts		0.00%
Number of Moderate Income Tracts		1
Percentage of Moderate Income Tracts		10.00%
Number of Middle Income Tracts		8
Percentage of Middle Income Tracts		80.00%
Number of Upper Income Tracts		1
Percentage of Upper Income Tracts		10.00%
Number of NA Income Tracts		0
Percentage of NA Income Tracts		0.00%

Duplin, NORTH CAROLINA

Census Tract	Tract Income Class	Minority Tract
--------------	--------------------	----------------

Duplin, NORTH CAROLINA

Census Tract	Tract Income Class	Minority Tract
37061090101	MIDDLE	YES
37061090102	MIDDLE	NO
37061090103	NA	YES
37061090201	MIDDLE	YES
37061090202	MIDDLE	YES
37061090301	MODERATE	YES
37061090302	MODERATE	YES
37061090401	MODERATE	YES
37061090402	MIDDLE	YES
37061090503	MIDDLE	NO
37061090504	UPPER	NO
37061090505	MIDDLE	NO
37061090506	MIDDLE	NO
37061090600	MIDDLE	NO
37061090703	UPPER	NO
37061090704	MODERATE	YES
37061090705	MIDDLE	YES
37061090706	MIDDLE	YES
37061090801	MIDDLE	YES
37061090803	MIDDLE	NO
37061090804	MODERATE	YES



Duplin, NORTH CAROLINA

Census Tract	Tract Income Class	Minority Tract
Summary Data: Duplin		
Number of Census Tracts		21
Number of Minority Tracts		13
Percentage of Minority Tracts		61.90%
Number of Low Income Tracts		0
Percentage of Low Income Tracts		0.00%
Number of Moderate Income Tracts		5
Percentage of Moderate Income Tracts		23.81%
Number of Middle Income Tracts		13
Percentage of Middle Income Tracts		61.90%
Number of Upper Income Tracts		2
Percentage of Upper Income Tracts		9.52%
Number of NA Income Tracts		1
Percentage of NA Income Tracts		4.76%

Durham, NORTH CAROLINA

Census Tract	Tract Income Class	Minority Tract
37063000101	MIDDLE	YES
37063000102	MODERATE	YES
37063000200	MODERATE	NO
37063000301	MODERATE	NO
37063000302	UPPER	NO

Durham, NORTH CAROLINA

Census Tract	Tract Income Class	Minority Tract
37063000401	UPPER	NO
37063000402	MIDDLE	NO
37063000500	LOW	YES
37063000600	MIDDLE	YES
37063000700	UPPER	NO
37063000900	LOW	YES
37063001001	LOW	YES
37063001002	LOW	YES
37063001100	LOW	YES
37063001301	LOW	YES
37063001303	MODERATE	YES
37063001304	LOW	YES
37063001400	LOW	YES
37063001501	NA	YES
37063001503	NA	YES
37063001504	LOW	YES
37063001505	LOW	YES
37063001601	MIDDLE	NO
37063001603	MIDDLE	NO
37063001604	UPPER	NO
37063001705	MIDDLE	YES
37063001706	MIDDLE	NO
37063001708	MIDDLE	YES
37063001709	LOW	YES
37063001710	MODERATE	YES
37063001711	MODERATE	YES
37063001712	UPPER	NO

Durham, NORTH CAROLINA

Census Tract	Tract Income Class	Minority Tract
37063001713	UPPER	NO
37063001801	MODERATE	YES
37063001802	MODERATE	YES
37063001806	MODERATE	YES
37063001808	UPPER	YES
37063001809	MIDDLE	YES
37063001810	MODERATE	YES
37063001811	MIDDLE	YES
37063001900	UPPER	NO
37063002007	MIDDLE	NO
37063002008	UPPER	NO
37063002009	LOW	YES
37063002013	UPPER	NO
37063002015	MODERATE	YES
37063002019	UPPER	NO
37063002020	UPPER	NO
37063002021	MIDDLE	YES
37063002022	MIDDLE	YES
37063002023	MIDDLE	NO
37063002024	UPPER	NO
37063002025	MIDDLE	YES
37063002026	MODERATE	YES
37063002029	UPPER	NO
37063002030	UPPER	NO
37063002031	MIDDLE	YES
37063002032	NA	YES
37063002033	UPPER	NO



Durham, NORTH CAROLINA

Census Tract	Tract Income Class	Minority Tract
37063002034	MIDDLE	NO
37063002035	MIDDLE	YES
37063002036	MODERATE	YES
37063002037	MIDDLE	YES
37063002038	UPPER	YES
37063002100	MIDDLE	NO
37063002200	UPPER	NO
37063002300	MODERATE	YES
37063980100	NA	YES

Summary Data: Durham

Number of Census Tracts	68
Number of Minority Tracts	42
Percentage of Minority Tracts	61.76%
Number of Low Income Tracts	12
Percentage of Low Income Tracts	17.65%
Number of Moderate Income Tracts	14
Percentage of Moderate Income Tracts	20.59%
Number of Middle Income Tracts	20
Percentage of Middle Income Tracts	29.41%
Number of Upper Income Tracts	18
Percentage of Upper Income Tracts	26.47%
Number of NA Income Tracts	4
Percentage of NA Income Tracts	5.88%

Edgecombe, NORTH CAROLINA

Census Tract	Tract Income Class	Minority Tract
37065020200	MODERATE	YES
37065020300	MODERATE	YES
37065020400	MODERATE	YES
37065020600	MIDDLE	YES
37065020700	UPPER	YES
37065020800	MIDDLE	YES
37065020900	MODERATE	YES
37065021000	MIDDLE	YES
37065021100	MIDDLE	YES
37065021200	MIDDLE	YES
37065021300	MIDDLE	NO
37065021400	MIDDLE	NO
37065021500	MIDDLE	NO
37065021600	MIDDLE	NO

Edgecombe, NORTH CAROLINA

Census Tract	Tract Income Class	Minority Tract
Summary Data: Edgecombe		
Number of Census Tracts		14
Number of Minority Tracts		10
Percentage of Minority Tracts		71.43%
Number of Low Income Tracts		0
Percentage of Low Income Tracts		0.00%
Number of Moderate Income Tracts		4
Percentage of Moderate Income Tracts		28.57%
Number of Middle Income Tracts		9
Percentage of Middle Income Tracts		64.29%
Number of Upper Income Tracts		1
Percentage of Upper Income Tracts		7.14%
Number of NA Income Tracts		0
Percentage of NA Income Tracts		0.00%

Forsyth, NORTH CAROLINA

Census Tract	Tract Income Class	Minority Tract
37067000100	UPPER	NO
37067000200	MIDDLE	NO
37067000301	LOW	YES
37067000302	LOW	YES
37067000400	LOW	YES



Forsyth, NORTH CAROLINA

Census Tract	Tract Income Class	Minority Tract
37067000500	LOW	YES
37067000600	LOW	YES
37067000700	MODERATE	YES
37067000801	LOW	YES
37067000802	LOW	YES
37067000900	MIDDLE	NO
37067001000	MIDDLE	NO
37067001100	UPPER	NO
37067001200	UPPER	NO
37067001300	UPPER	NO
37067001400	MODERATE	YES
37067001500	MODERATE	YES
37067001601	MIDDLE	YES
37067001602	MODERATE	YES
37067001700	MODERATE	YES
37067001800	MODERATE	YES
37067001901	LOW	YES
37067001902	MIDDLE	NO
37067002001	LOW	YES
37067002002	LOW	YES
37067002100	MIDDLE	NO
37067002200	UPPER	NO
37067002501	UPPER	NO
37067002502	UPPER	NO
37067002601	MIDDLE	NO
37067002604	UPPER	NO
37067002605	UPPER	NO

Forsyth, NORTH CAROLINA

Census Tract	Tract Income Class	Minority Tract
37067002606	UPPER	NO
37067002701	MODERATE	YES
37067002702	MODERATE	YES
37067002704	MODERATE	YES
37067002705	MIDDLE	NO
37067002801	MIDDLE	NO
37067002804	MIDDLE	YES
37067002806	MODERATE	YES
37067002807	MIDDLE	NO
37067002808	MIDDLE	NO
37067002809	UPPER	NO
37067002901	MODERATE	YES
37067002903	MIDDLE	NO
37067002904	MIDDLE	NO
37067003002	MIDDLE	YES
37067003003	MIDDLE	NO
37067003004	UPPER	NO
37067003103	UPPER	NO
37067003105	MIDDLE	NO
37067003106	MIDDLE	NO
37067003107	MIDDLE	NO
37067003108	MIDDLE	NO
37067003201	UPPER	NO
37067003202	MIDDLE	NO
37067003307	MIDDLE	NO
37067003308	UPPER	NO
37067003309	MIDDLE	YES

Forsyth, NORTH CAROLINA

Census Tract	Tract Income Class	Minority Tract
37067003310	MIDDLE	YES
37067003311	UPPER	NO
37067003312	MIDDLE	NO
37067003313	MIDDLE	NO
37067003314	UPPER	NO
37067003315	MIDDLE	NO
37067003402	UPPER	NO
37067003403	MODERATE	YES
37067003404	LOW	YES
37067003500	MODERATE	YES
37067003600	MIDDLE	YES
37067003701	LOW	YES
37067003702	MIDDLE	YES
37067003703	UPPER	YES
37067003803	MIDDLE	NO
37067003804	MODERATE	NO
37067003805	MIDDLE	YES
37067003806	MIDDLE	NO
37067003903	MODERATE	YES
37067003904	MIDDLE	NO
37067003905	MIDDLE	NO
37067003906	UPPER	NO
37067003908	UPPER	NO
37067003909	UPPER	NO
37067004005	UPPER	NO
37067004007	UPPER	NO
37067004009	UPPER	NO



Forsyth, NORTH CAROLINA

Census Tract	Tract Income Class	Minority Tract
37067004010	UPPER	NO
37067004011	UPPER	NO
37067004012	MIDDLE	NO
37067004013	MIDDLE	NO
37067004014	UPPER	NO
37067004015	UPPER	NO
37067004102	MIDDLE	NO
37067004103	UPPER	NO
37067004104	UPPER	NO

Summary Data: Forsyth

Number of Census Tracts	95
Number of Minority Tracts	35
Percentage of Minority Tracts	36.84%
Number of Low Income Tracts	12
Percentage of Low Income Tracts	12.63%
Number of Moderate Income Tracts	15
Percentage of Moderate Income Tracts	15.79%
Number of Middle Income Tracts	37
Percentage of Middle Income Tracts	38.95%
Number of Upper Income Tracts	31
Percentage of Upper Income Tracts	32.63%
Number of NA Income Tracts	0
Percentage of NA Income Tracts	0.00%

Franklin, NORTH CAROLINA

Census Tract	Tract Income Class	Minority Tract
37069060100	MODERATE	NO
37069060200	MODERATE	NO
37069060301	MODERATE	NO
37069060302	LOW	YES
37069060401	MODERATE	NO
37069060403	MODERATE	NO
37069060404	LOW	YES
37069060501	MIDDLE	NO
37069060502	MIDDLE	NO
37069060601	MIDDLE	NO
37069060602	MODERATE	NO
37069060701	MODERATE	YES
37069060702	LOW	NO
37069060703	MIDDLE	NO
37069060801	MODERATE	YES
37069060802	MODERATE	NO

Franklin, NORTH CAROLINA

Census Tract	Tract Income Class	Minority Tract
Summary Data: Franklin		
Number of Census Tracts		16
Number of Minority Tracts		4
Percentage of Minority Tracts		25.00%
Number of Low Income Tracts		3
Percentage of Low Income Tracts		18.75%
Number of Moderate Income Tracts		9
Percentage of Moderate Income Tracts		56.25%
Number of Middle Income Tracts		4
Percentage of Middle Income Tracts		25.00%
Number of Upper Income Tracts		0
Percentage of Upper Income Tracts		0.00%
Number of NA Income Tracts		0
Percentage of NA Income Tracts		0.00%

Gaston, NORTH CAROLINA

Census Tract	Tract Income Class	Minority Tract
37071030103	MODERATE	NO
37071030104	UPPER	NO
37071030105	MIDDLE	NO
37071030106	NA	NO
37071030205	MODERATE	NO



Gaston, NORTH CAROLINA

Census Tract	Tract Income Class	Minority Tract
37071030206	MIDDLE	NO
37071030207	MIDDLE	NO
37071030208	MIDDLE	NO
37071030209	MIDDLE	NO
37071030301	MIDDLE	NO
37071030302	MODERATE	NO
37071030401	MIDDLE	NO
37071030403	MIDDLE	NO
37071030404	MIDDLE	NO
37071030501	MODERATE	NO
37071030503	LOW	NO
37071030504	MIDDLE	NO
37071030601	MIDDLE	NO
37071030602	MODERATE	NO
37071030700	MIDDLE	NO
37071030801	MODERATE	NO
37071030802	MODERATE	NO
37071030901	MODERATE	NO
37071030902	MODERATE	YES
37071031001	MODERATE	NO
37071031004	MODERATE	NO
37071031005	MIDDLE	NO
37071031006	MIDDLE	NO
37071031101	MODERATE	NO
37071031102	LOW	NO
37071031202	LOW	NO
37071031203	MIDDLE	NO

Gaston, NORTH CAROLINA

Census Tract	Tract Income Class	Minority Tract
37071031204	MIDDLE	NO
37071031301	MIDDLE	NO
37071031303	NA	YES
37071031304	MIDDLE	NO
37071031401	MODERATE	YES
37071031402	MIDDLE	NO
37071031500	LOW	YES
37071031600	MODERATE	NO
37071031703	MIDDLE	NO
37071031704	MODERATE	NO
37071031705	MODERATE	NO
37071031706	MODERATE	NO
37071031800	MODERATE	YES
37071031901	NA	YES
37071031902	LOW	YES
37071032000	MODERATE	YES
37071032100	LOW	YES
37071032201	UPPER	NO
37071032202	MIDDLE	NO
37071032301	MIDDLE	NO
37071032302	MODERATE	NO
37071032403	UPPER	NO
37071032404	UPPER	NO
37071032405	UPPER	NO
37071032406	MIDDLE	NO
37071032505	MODERATE	YES
37071032506	MIDDLE	YES

Gaston, NORTH CAROLINA

Census Tract	Tract Income Class	Minority Tract
37071032507	UPPER	NO
37071032508	UPPER	NO
37071032509	UPPER	NO
37071032510	UPPER	NO
37071032600	MIDDLE	NO
37071032702	MIDDLE	NO
37071032703	MODERATE	NO
37071032704	MIDDLE	NO
37071032801	MODERATE	NO
37071032802	MODERATE	NO
37071032900	MODERATE	YES
37071033100	MODERATE	YES
37071033202	MIDDLE	NO
37071033203	MODERATE	YES
37071033204	MODERATE	YES
37071033303	UPPER	NO
37071033306	UPPER	NO
37071033308	MODERATE	NO
37071033309	MIDDLE	NO
37071033310	MIDDLE	NO
37071033311	MIDDLE	NO
37071033312	UPPER	NO
37071033313	UPPER	NO
37071033400	MODERATE	NO
37071033501	MODERATE	NO
37071033502	MIDDLE	NO



Gaston, NORTH CAROLINA

Census Tract	Tract Income Class	Minority Tract
Summary Data: Gaston		
Number of Census Tracts		85
Number of Minority Tracts		15
Percentage of Minority Tracts		17.65%
Number of Low Income Tracts		6
Percentage of Low Income Tracts		7.06%
Number of Moderate Income Tracts		31
Percentage of Moderate Income Tracts		36.47%
Number of Middle Income Tracts		32
Percentage of Middle Income Tracts		37.65%
Number of Upper Income Tracts		13
Percentage of Upper Income Tracts		15.29%
Number of NA Income Tracts		3
Percentage of NA Income Tracts		3.53%

Gates, NORTH CAROLINA

Census Tract	Tract Income Class	Minority Tract
Summary Data: Gates		
Number of Census Tracts		3
Number of Minority Tracts		0
Percentage of Minority Tracts		0.00%
Number of Low Income Tracts		0
Percentage of Low Income Tracts		0.00%
Number of Moderate Income Tracts		2
Percentage of Moderate Income Tracts		66.67%
Number of Middle Income Tracts		1
Percentage of Middle Income Tracts		33.33%
Number of Upper Income Tracts		0
Percentage of Upper Income Tracts		0.00%
Number of NA Income Tracts		0
Percentage of NA Income Tracts		0.00%

Graham, NORTH CAROLINA

Census Tract	Tract Income Class	Minority Tract
Summary Data: Graham		
Number of Census Tracts		3
Number of Minority Tracts		0
Percentage of Minority Tracts		0.00%
Number of Low Income Tracts		0
Percentage of Low Income Tracts		0.00%
Number of Moderate Income Tracts		0
Percentage of Moderate Income Tracts		0.00%
Number of Middle Income Tracts		3
Percentage of Middle Income Tracts		100.00%
Number of Upper Income Tracts		0
Percentage of Upper Income Tracts		0.00%
Number of NA Income Tracts		0
Percentage of NA Income Tracts		0.00%

Gates, NORTH CAROLINA

Census Tract	Tract Income Class	Minority Tract
37073970100	MODERATE	NO
37073970200	MODERATE	NO
37073970300	MIDDLE	NO

Graham, NORTH CAROLINA

Census Tract	Tract Income Class	Minority Tract
37075920100	MIDDLE	NO
37075920200	MIDDLE	NO
37075920300	MIDDLE	NO

Granville, NORTH CAROLINA

Census Tract	Tract Income Class	Minority Tract
37077970101	MODERATE	NO
37077970102	MODERATE	NO
37077970200	MODERATE	YES
37077970300	MODERATE	YES
37077970400	MODERATE	YES



Granville, NORTH CAROLINA

Census Tract	Tract Income Class	Minority Tract
37077970500	MODERATE	YES
37077970601	MIDDLE	NO
37077970604	MIDDLE	NO
37077970605	UPPER	NO
37077970606	MIDDLE	YES
37077970607	MODERATE	NO
37077970701	MIDDLE	NO
37077970702	MODERATE	YES
37077970703	MODERATE	YES
37077970704	NA	YES

Granville, NORTH CAROLINA

Census Tract	Tract Income Class	Minority Tract
Summary Data: Granville		
Number of Census Tracts		15
Number of Minority Tracts		8
Percentage of Minority Tracts		53.33%
Number of Low Income Tracts		0
Percentage of Low Income Tracts		0.00%
Number of Moderate Income Tracts		9
Percentage of Moderate Income Tracts		60.00%
Number of Middle Income Tracts		4
Percentage of Middle Income Tracts		26.67%
Number of Upper Income Tracts		1
Percentage of Upper Income Tracts		6.67%
Number of NA Income Tracts		1
Percentage of NA Income Tracts		6.67%

Greene, NORTH CAROLINA

Census Tract	Tract Income Class	Minority Tract
Summary Data: Greene		
Number of Census Tracts		5
Number of Minority Tracts		2
Percentage of Minority Tracts		40.00%
Number of Low Income Tracts		0
Percentage of Low Income Tracts		0.00%
Number of Moderate Income Tracts		1
Percentage of Moderate Income Tracts		20.00%
Number of Middle Income Tracts		3
Percentage of Middle Income Tracts		60.00%
Number of Upper Income Tracts		1
Percentage of Upper Income Tracts		20.00%
Number of NA Income Tracts		0
Percentage of NA Income Tracts		0.00%

Greene, NORTH CAROLINA

Census Tract	Tract Income Class	Minority Tract
37079950101	MIDDLE	NO
37079950102	MIDDLE	YES
37079950200	MIDDLE	NO
37079950301	UPPER	YES
37079950302	MODERATE	NO

Guilford, NORTH CAROLINA

Census Tract	Tract Income Class	Minority Tract
37081010100	MODERATE	YES
37081010200	MODERATE	YES
37081010300	MODERATE	YES
37081010401	UPPER	NO
37081010403	UPPER	NO



Guilford, NORTH CAROLINA

Census Tract	Tract Income Class	Minority Tract
37081010404	UPPER	NO
37081010500	UPPER	NO
37081010601	MIDDLE	NO
37081010602	MIDDLE	NO
37081010701	UPPER	NO
37081010702	UPPER	YES
37081010800	UPPER	NO
37081010900	UPPER	YES
37081011000	LOW	YES
37081011101	MODERATE	YES
37081011102	MODERATE	YES
37081011201	NA	YES
37081011202	NA	YES
37081011300	LOW	YES
37081011400	LOW	YES
37081011500	LOW	YES
37081011601	MODERATE	YES
37081011602	MODERATE	YES
37081011904	MIDDLE	YES
37081011905	MODERATE	YES
37081012503	UPPER	NO
37081012504	MIDDLE	YES
37081012505	UPPER	NO
37081012508	MIDDLE	NO
37081012509	UPPER	NO
37081012510	UPPER	NO
37081012511	UPPER	NO

Guilford, NORTH CAROLINA

Census Tract	Tract Income Class	Minority Tract
37081012604	MODERATE	YES
37081012607	MIDDLE	YES
37081012608	LOW	YES
37081012610	MIDDLE	YES
37081012611	LOW	YES
37081012612	MIDDLE	YES
37081012617	MODERATE	YES
37081012618	LOW	YES
37081012619	MIDDLE	YES
37081012620	MODERATE	YES
37081012621	LOW	YES
37081012703	UPPER	YES
37081012704	MODERATE	YES
37081012705	MODERATE	YES
37081012706	LOW	YES
37081012707	LOW	YES
37081012803	MIDDLE	YES
37081012804	LOW	YES
37081012805	MODERATE	YES
37081013601	MODERATE	NO
37081013602	MODERATE	YES
37081013700	UPPER	NO
37081013800	LOW	YES
37081013900	LOW	YES
37081014000	LOW	YES
37081014200	MODERATE	YES
37081014300	LOW	YES

Guilford, NORTH CAROLINA

Census Tract	Tract Income Class	Minority Tract
37081014406	MIDDLE	YES
37081014407	UPPER	NO
37081014408	MODERATE	YES
37081014409	MIDDLE	NO
37081014410	MODERATE	YES
37081014411	MODERATE	YES
37081014412	MIDDLE	NO
37081014501	LOW	YES
37081014502	MODERATE	YES
37081014503	MODERATE	YES
37081015100	MIDDLE	NO
37081015201	MIDDLE	NO
37081015202	MIDDLE	YES
37081015301	UPPER	NO
37081015302	MIDDLE	YES
37081015401	UPPER	NO
37081015402	MODERATE	YES
37081015500	MIDDLE	YES
37081015601	UPPER	NO
37081015602	UPPER	NO
37081015703	UPPER	NO
37081015704	UPPER	NO
37081015705	MIDDLE	NO
37081015706	UPPER	NO
37081015707	UPPER	NO
37081015800	UPPER	NO
37081015901	UPPER	NO



Guilford, NORTH CAROLINA

Census Tract	Tract Income Class	Minority Tract
37081015902	UPPER	NO
37081016003	UPPER	NO
37081016005	UPPER	NO
37081016006	UPPER	NO
37081016007	UPPER	NO
37081016008	UPPER	NO
37081016009	UPPER	NO
37081016010	MIDDLE	NO
37081016011	MIDDLE	YES
37081016101	MIDDLE	NO
37081016102	MODERATE	YES
37081016103	MIDDLE	YES
37081016201	UPPER	NO
37081016203	UPPER	NO
37081016204	UPPER	NO
37081016205	UPPER	YES
37081016303	UPPER	NO
37081016304	UPPER	NO
37081016305	UPPER	NO
37081016306	MIDDLE	YES
37081016405	MODERATE	YES
37081016406	MIDDLE	YES
37081016407	UPPER	NO
37081016408	UPPER	NO
37081016409	UPPER	NO
37081016410	MIDDLE	YES
37081016502	MIDDLE	NO

Guilford, NORTH CAROLINA

Census Tract	Tract Income Class	Minority Tract
37081016503	MIDDLE	YES
37081016505	UPPER	YES
37081016506	UPPER	NO
37081016600	MIDDLE	NO
37081016701	MIDDLE	YES
37081016702	MIDDLE	NO
37081016800	MIDDLE	YES
37081016900	MIDDLE	NO
37081017000	MIDDLE	NO
37081017101	UPPER	NO
37081017102	MIDDLE	NO
37081017200	MIDDLE	NO
37081980100	NA	NO

Guilford, NORTH CAROLINA

Census Tract	Tract Income Class	Minority Tract
Summary Data: Guilford		
Number of Census Tracts		126
Number of Minority Tracts		66
Percentage of Minority Tracts		52.38%
Number of Low Income Tracts		16
Percentage of Low Income Tracts		12.70%
Number of Moderate Income Tracts		25
Percentage of Moderate Income Tracts		19.84%
Number of Middle Income Tracts		36
Percentage of Middle Income Tracts		28.57%
Number of Upper Income Tracts		46
Percentage of Upper Income Tracts		36.51%
Number of NA Income Tracts		3
Percentage of NA Income Tracts		2.38%

Halifax, NORTH CAROLINA

Census Tract	Tract Income Class	Minority Tract
37083930100	MODERATE	YES
37083930200	MIDDLE	NO
37083930300	MIDDLE	NO
37083930400	MODERATE	NO
37083930501	MODERATE	YES



Halifax, NORTH CAROLINA

Census Tract	Tract Income Class	Minority Tract
37083930503	MIDDLE	NO
37083930504	LOW	YES
37083930600	MIDDLE	YES
37083930701	MODERATE	YES
37083930702	MIDDLE	NO
37083930800	MODERATE	YES
37083930901	MODERATE	YES
37083930902	MODERATE	YES
37083931000	MIDDLE	YES
37083931101	MIDDLE	YES
37083931102	MODERATE	YES

Halifax, NORTH CAROLINA

Census Tract	Tract Income Class	Minority Tract
Summary Data: Halifax		
Number of Census Tracts		16
Number of Minority Tracts		11
Percentage of Minority Tracts		68.75%
Number of Low Income Tracts		1
Percentage of Low Income Tracts		6.25%
Number of Moderate Income Tracts		8
Percentage of Moderate Income Tracts		50.00%
Number of Middle Income Tracts		7
Percentage of Middle Income Tracts		43.75%
Number of Upper Income Tracts		0
Percentage of Upper Income Tracts		0.00%
Number of NA Income Tracts		0
Percentage of NA Income Tracts		0.00%

Harnett, NORTH CAROLINA

Census Tract	Tract Income Class	Minority Tract
37085070100	MIDDLE	NO
37085070200	MODERATE	YES
37085070300	MIDDLE	NO
37085070401	MIDDLE	NO
37085070402	MODERATE	NO

Harnett, NORTH CAROLINA

Census Tract	Tract Income Class	Minority Tract
37085070500	MIDDLE	NO
37085070600	MIDDLE	YES
37085070700	MIDDLE	NO
37085070801	UPPER	NO
37085070802	UPPER	NO
37085070901	MIDDLE	NO
37085070902	MIDDLE	NO
37085070903	UPPER	NO
37085070904	MIDDLE	NO
37085071002	MIDDLE	NO
37085071003	UPPER	NO
37085071004	UPPER	NO
37085071101	MIDDLE	NO
37085071102	UPPER	NO
37085071201	MIDDLE	NO
37085071202	MIDDLE	YES
37085071203	MIDDLE	YES
37085071204	UPPER	NO
37085071301	UPPER	NO
37085071302	MIDDLE	NO
37085071303	UPPER	NO
37085071401	MIDDLE	NO
37085071402	MIDDLE	NO



Harnett, NORTH CAROLINA

Census Tract	Tract Income Class	Minority Tract
Summary Data: Harnett		
Number of Census Tracts		28
Number of Minority Tracts		4
Percentage of Minority Tracts		14.29%
Number of Low Income Tracts		0
Percentage of Low Income Tracts		0.00%
Number of Moderate Income Tracts		2
Percentage of Moderate Income Tracts		7.14%
Number of Middle Income Tracts		17
Percentage of Middle Income Tracts		60.71%
Number of Upper Income Tracts		9
Percentage of Upper Income Tracts		32.14%
Number of NA Income Tracts		0
Percentage of NA Income Tracts		0.00%

Haywood, NORTH CAROLINA

Census Tract	Tract Income Class	Minority Tract
37087920400	MIDDLE	NO
37087920501	MIDDLE	NO
37087920502	MIDDLE	NO
37087920601	MIDDLE	NO
37087920602	MIDDLE	NO
37087920701	MODERATE	NO
37087920702	MIDDLE	NO
37087920800	MIDDLE	NO
37087920900	MODERATE	NO
37087921000	MIDDLE	NO
37087921100	MIDDLE	NO
37087921201	MODERATE	NO
37087921202	MIDDLE	NO
37087921301	MIDDLE	NO
37087921302	MIDDLE	NO
37087980100	NA	YES

Haywood, NORTH CAROLINA

Census Tract	Tract Income Class	Minority Tract
Summary Data: Haywood		
Number of Census Tracts		21
Number of Minority Tracts		1
Percentage of Minority Tracts		4.76%
Number of Low Income Tracts		0
Percentage of Low Income Tracts		0.00%
Number of Moderate Income Tracts		4
Percentage of Moderate Income Tracts		19.05%
Number of Middle Income Tracts		15
Percentage of Middle Income Tracts		71.43%
Number of Upper Income Tracts		0
Percentage of Upper Income Tracts		0.00%
Number of NA Income Tracts		2
Percentage of NA Income Tracts		9.52%

Haywood, NORTH CAROLINA

Census Tract	Tract Income Class	Minority Tract
37087920101	MODERATE	NO
37087920102	MIDDLE	NO
37087920201	NA	NO
37087920202	MIDDLE	NO
37087920300	MIDDLE	NO

Henderson, NORTH CAROLINA

Census Tract	Tract Income Class	Minority Tract
37089930100	MIDDLE	NO
37089930201	MIDDLE	NO
37089930202	MIDDLE	NO
37089930301	MODERATE	NO
37089930302	MIDDLE	NO



Henderson, NORTH CAROLINA

Census Tract	Tract Income Class	Minority Tract
37089930401	MIDDLE	NO
37089930402	MIDDLE	NO
37089930501	MIDDLE	NO
37089930502	MIDDLE	NO
37089930600	MIDDLE	NO
37089930701	MIDDLE	NO
37089930702	MIDDLE	NO
37089930703	MIDDLE	NO
37089930800	MIDDLE	NO
37089930900	MIDDLE	NO
37089931000	MODERATE	NO
37089931100	MIDDLE	NO
37089931200	MIDDLE	NO
37089931300	MODERATE	NO
37089931401	MODERATE	NO
37089931402	MIDDLE	NO
37089931500	UPPER	NO
37089931600	MODERATE	NO
37089931700	UPPER	NO
37089931801	UPPER	NO
37089931802	MIDDLE	NO
37089931901	UPPER	NO
37089931902	MIDDLE	NO
37089932000	MIDDLE	NO
37089980100	NA	NO

Henderson, NORTH CAROLINA

Census Tract	Tract Income Class	Minority Tract
Summary Data: Henderson		
Number of Census Tracts		30
Number of Minority Tracts		0
Percentage of Minority Tracts		0.00%
Number of Low Income Tracts		0
Percentage of Low Income Tracts		0.00%
Number of Moderate Income Tracts		5
Percentage of Moderate Income Tracts		16.67%
Number of Middle Income Tracts		20
Percentage of Middle Income Tracts		66.67%
Number of Upper Income Tracts		4
Percentage of Upper Income Tracts		13.33%
Number of NA Income Tracts		1
Percentage of NA Income Tracts		3.33%

Hertford, NORTH CAROLINA

Census Tract	Tract Income Class	Minority Tract
37091950101	UPPER	YES
37091950102	MODERATE	YES
37091950201	MIDDLE	YES
37091950202	MIDDLE	YES
37091950300	MIDDLE	YES

Hertford, NORTH CAROLINA

Census Tract	Tract Income Class	Minority Tract
37091950401	MIDDLE	YES
37091950402	MIDDLE	YES
37091980000	NA	YES
Summary Data: Hertford		
Number of Census Tracts		8
Number of Minority Tracts		8
Percentage of Minority Tracts		100.00%
Number of Low Income Tracts		0
Percentage of Low Income Tracts		0.00%
Number of Moderate Income Tracts		1
Percentage of Moderate Income Tracts		12.50%
Number of Middle Income Tracts		5
Percentage of Middle Income Tracts		62.50%
Number of Upper Income Tracts		1
Percentage of Upper Income Tracts		12.50%
Number of NA Income Tracts		1
Percentage of NA Income Tracts		12.50%

Hoke, NORTH CAROLINA

Census Tract	Tract Income Class	Minority Tract
37093970104	MIDDLE	YES
37093970105	MIDDLE	YES



Hoke, NORTH CAROLINA

Census Tract	Tract Income Class	Minority Tract
37093970106	UPPER	YES
37093970107	MIDDLE	YES
37093970108	UPPER	NO
37093970109	MIDDLE	YES
37093970201	MIDDLE	NO
37093970202	MODERATE	YES
37093970300	MIDDLE	YES
37093970401	MODERATE	YES
37093970402	MODERATE	YES
37093980100	NA	NO

Hoke, NORTH CAROLINA

Census Tract	Tract Income Class	Minority Tract
Summary Data: Hoke		
Number of Census Tracts		12
Number of Minority Tracts		9
Percentage of Minority Tracts		75.00%
Number of Low Income Tracts		0
Percentage of Low Income Tracts		0.00%
Number of Moderate Income Tracts		3
Percentage of Moderate Income Tracts		25.00%
Number of Middle Income Tracts		6
Percentage of Middle Income Tracts		50.00%
Number of Upper Income Tracts		2
Percentage of Upper Income Tracts		16.67%
Number of NA Income Tracts		1
Percentage of NA Income Tracts		8.33%

Hyde, NORTH CAROLINA

Census Tract	Tract Income Class	Minority Tract
Summary Data: Hyde		
Number of Census Tracts		4
Number of Minority Tracts		0
Percentage of Minority Tracts		0.00%
Number of Low Income Tracts		0
Percentage of Low Income Tracts		0.00%
Number of Moderate Income Tracts		0
Percentage of Moderate Income Tracts		0.00%
Number of Middle Income Tracts		2
Percentage of Middle Income Tracts		50.00%
Number of Upper Income Tracts		0
Percentage of Upper Income Tracts		0.00%
Number of NA Income Tracts		2
Percentage of NA Income Tracts		50.00%

Hyde, NORTH CAROLINA

Census Tract	Tract Income Class	Minority Tract
37095920101	MIDDLE	NO
37095920102	MIDDLE	NO
37095990100	NA	NO
37095990200	NA	NO

Iredell, NORTH CAROLINA

Census Tract	Tract Income Class	Minority Tract
37097060100	MODERATE	NO
37097060200	LOW	YES
37097060300	LOW	YES
37097060400	MODERATE	YES
37097060500	MIDDLE	NO



Iredell, NORTH CAROLINA

Census Tract	Tract Income Class	Minority Tract
37097060601	MODERATE	YES
37097060602	UPPER	NO
37097060603	MODERATE	NO
37097060701	MODERATE	NO
37097060702	MODERATE	NO
37097060703	MIDDLE	NO
37097060801	MODERATE	NO
37097060802	MODERATE	NO
37097060901	MODERATE	NO
37097060902	MODERATE	NO
37097061001	MODERATE	NO
37097061002	MIDDLE	NO
37097061003	MODERATE	NO
37097061101	MIDDLE	NO
37097061102	MIDDLE	NO
37097061103	MODERATE	NO
37097061104	MIDDLE	NO
37097061201	MIDDLE	NO
37097061202	MIDDLE	NO
37097061203	MIDDLE	NO
37097061204	UPPER	NO
37097061205	MIDDLE	NO
37097061301	MODERATE	NO
37097061302	MIDDLE	NO
37097061303	MIDDLE	NO
37097061304	MIDDLE	NO
37097061401	UPPER	NO

Iredell, NORTH CAROLINA

Census Tract	Tract Income Class	Minority Tract
37097061402	MIDDLE	NO
37097061403	MIDDLE	NO
37097061404	UPPER	NO
37097061405	UPPER	NO
37097061406	UPPER	NO
37097061407	MIDDLE	NO
37097061408	UPPER	NO
37097061501	MIDDLE	NO
37097061502	MIDDLE	NO
37097061503	UPPER	NO
37097061601	MODERATE	NO
37097061603	MODERATE	NO
37097061604	MIDDLE	NO
37097061605	UPPER	NO

Iredell, NORTH CAROLINA

Census Tract	Tract Income Class	Minority Tract
Summary Data: Iredell		
Number of Census Tracts		46
Number of Minority Tracts		4
Percentage of Minority Tracts		8.70%
Number of Low Income Tracts		2
Percentage of Low Income Tracts		4.35%
Number of Moderate Income Tracts		16
Percentage of Moderate Income Tracts		34.78%
Number of Middle Income Tracts		19
Percentage of Middle Income Tracts		41.30%
Number of Upper Income Tracts		9
Percentage of Upper Income Tracts		19.57%
Number of NA Income Tracts		0
Percentage of NA Income Tracts		0.00%

Jackson, NORTH CAROLINA

Census Tract	Tract Income Class	Minority Tract
37099940200	MODERATE	YES
37099950200	MIDDLE	NO
37099950300	MIDDLE	NO
37099950400	UPPER	NO
37099950500	MIDDLE	NO



Jackson, NORTH CAROLINA

Census Tract	Tract Income Class	Minority Tract
37099950600	UPPER	NO
37099950700	MIDDLE	NO
37099950800	MIDDLE	NO
37099950900	MIDDLE	NO

Summary Data: Jackson

Number of Census Tracts	9
Number of Minority Tracts	1
Percentage of Minority Tracts	11.11%
Number of Low Income Tracts	0
Percentage of Low Income Tracts	0.00%
Number of Moderate Income Tracts	1
Percentage of Moderate Income Tracts	11.11%
Number of Middle Income Tracts	6
Percentage of Middle Income Tracts	66.67%
Number of Upper Income Tracts	2
Percentage of Upper Income Tracts	22.22%
Number of NA Income Tracts	0
Percentage of NA Income Tracts	0.00%

Johnston, NORTH CAROLINA

Census Tract	Tract Income Class	Minority Tract
37101040101	MODERATE	NO

Johnston, NORTH CAROLINA

Census Tract	Tract Income Class	Minority Tract
37101040102	LOW	NO
37101040103	MODERATE	NO
37101040204	MIDDLE	NO
37101040205	MODERATE	NO
37101040206	LOW	NO
37101040207	UPPER	NO
37101040208	MIDDLE	NO
37101040209	MIDDLE	NO
37101040210	UPPER	NO
37101040301	LOW	YES
37101040303	LOW	YES
37101040304	MIDDLE	NO
37101040400	MODERATE	NO
37101040501	MODERATE	NO
37101040502	MIDDLE	NO
37101040600	LOW	YES
37101040700	LOW	YES
37101040800	MIDDLE	NO
37101040903	MIDDLE	NO
37101040904	MODERATE	YES
37101040905	MODERATE	NO
37101040906	MIDDLE	NO
37101041001	MODERATE	YES
37101041003	MIDDLE	NO
37101041004	LOW	NO
37101041005	MIDDLE	NO
37101041104	MODERATE	NO

Johnston, NORTH CAROLINA

Census Tract	Tract Income Class	Minority Tract
37101041105	MIDDLE	NO
37101041106	MIDDLE	NO
37101041107	MIDDLE	NO
37101041108	MIDDLE	NO
37101041109	MIDDLE	NO
37101041110	MIDDLE	NO
37101041111	MIDDLE	NO
37101041112	MIDDLE	NO
37101041113	UPPER	NO
37101041203	MODERATE	NO
37101041204	MODERATE	NO
37101041205	LOW	NO
37101041206	MODERATE	NO
37101041301	MODERATE	NO
37101041302	MODERATE	NO
37101041401	NA	NO
37101041402	MODERATE	NO
37101041504	MODERATE	NO
37101041505	MIDDLE	NO
37101041506	MODERATE	NO
37101041507	MIDDLE	NO
37101041508	MIDDLE	NO
37101041509	MIDDLE	NO
37101041510	MODERATE	NO
37101041511	MODERATE	NO



Johnston, NORTH CAROLINA

Census Tract	Tract Income Class	Minority Tract
Summary Data: Johnston		
Number of Census Tracts		53
Number of Minority Tracts		6
Percentage of Minority Tracts		11.32%
Number of Low Income Tracts		8
Percentage of Low Income Tracts		15.09%
Number of Moderate Income Tracts		19
Percentage of Moderate Income Tracts		35.85%
Number of Middle Income Tracts		22
Percentage of Middle Income Tracts		41.51%
Number of Upper Income Tracts		3
Percentage of Upper Income Tracts		5.66%
Number of NA Income Tracts		1
Percentage of NA Income Tracts		1.89%

Jones, NORTH CAROLINA

Census Tract	Tract Income Class	Minority Tract
37103920100	MODERATE	NO
37103920200	MIDDLE	NO
37103920300	MIDDLE	NO

Jones, NORTH CAROLINA

Census Tract	Tract Income Class	Minority Tract
Summary Data: Jones		
Number of Census Tracts		3
Number of Minority Tracts		0
Percentage of Minority Tracts		0.00%
Number of Low Income Tracts		0
Percentage of Low Income Tracts		0.00%
Number of Moderate Income Tracts		1
Percentage of Moderate Income Tracts		33.33%
Number of Middle Income Tracts		2
Percentage of Middle Income Tracts		66.67%
Number of Upper Income Tracts		0
Percentage of Upper Income Tracts		0.00%
Number of NA Income Tracts		0
Percentage of NA Income Tracts		0.00%

Lee, NORTH CAROLINA

Census Tract	Tract Income Class	Minority Tract
37105030101	MIDDLE	YES
37105030102	UPPER	NO
37105030200	LOW	YES
37105030300	MODERATE	YES
37105030401	MIDDLE	YES

Lee, NORTH CAROLINA

Census Tract	Tract Income Class	Minority Tract
37105030402	MIDDLE	YES
37105030502	MIDDLE	NO
37105030504	MODERATE	NO
37105030505	MIDDLE	NO
37105030506	MODERATE	YES
37105030507	UPPER	NO
37105030601	UPPER	NO
37105030602	UPPER	NO
37105030702	MIDDLE	NO
37105030703	UPPER	NO
37105030704	MIDDLE	NO



Lee, NORTH CAROLINA

Census Tract	Tract Income Class	Minority Tract
Summary Data: Lee		
Number of Census Tracts		16
Number of Minority Tracts		6
Percentage of Minority Tracts		37.50%
Number of Low Income Tracts		1
Percentage of Low Income Tracts		6.25%
Number of Moderate Income Tracts		3
Percentage of Moderate Income Tracts		18.75%
Number of Middle Income Tracts		7
Percentage of Middle Income Tracts		43.75%
Number of Upper Income Tracts		5
Percentage of Upper Income Tracts		31.25%
Number of NA Income Tracts		0
Percentage of NA Income Tracts		0.00%

Lenoir, NORTH CAROLINA

Census Tract	Tract Income Class	Minority Tract
37107010600	MIDDLE	YES
37107010700	MODERATE	YES
37107010800	UPPER	YES
37107010900	MIDDLE	YES
37107011001	MIDDLE	NO
37107011002	MIDDLE	NO
37107011100	MIDDLE	YES
37107011201	MIDDLE	NO
37107011202	MIDDLE	NO
37107011301	MIDDLE	NO
37107011302	MIDDLE	NO
37107011400	MIDDLE	NO

Lenoir, NORTH CAROLINA

Census Tract	Tract Income Class	Minority Tract
Summary Data: Lenoir		
Number of Census Tracts		17
Number of Minority Tracts		10
Percentage of Minority Tracts		58.82%
Number of Low Income Tracts		2
Percentage of Low Income Tracts		11.76%
Number of Moderate Income Tracts		3
Percentage of Moderate Income Tracts		17.65%
Number of Middle Income Tracts		11
Percentage of Middle Income Tracts		64.71%
Number of Upper Income Tracts		1
Percentage of Upper Income Tracts		5.88%
Number of NA Income Tracts		0
Percentage of NA Income Tracts		0.00%

Lenoir, NORTH CAROLINA

Census Tract	Tract Income Class	Minority Tract
37107010100	MIDDLE	YES
37107010200	MODERATE	YES
37107010300	LOW	YES
37107010400	MODERATE	YES
37107010500	LOW	YES

Lincoln, NORTH CAROLINA

Census Tract	Tract Income Class	Minority Tract
37109070100	MODERATE	NO
37109070201	MODERATE	NO
37109070202	MIDDLE	NO
37109070300	MIDDLE	NO
37109070400	MODERATE	NO



Lincoln, NORTH CAROLINA

Census Tract	Tract Income Class	Minority Tract
37109070500	MODERATE	NO
37109070600	MIDDLE	NO
37109070700	MODERATE	NO
37109070800	MODERATE	NO
37109070901	MODERATE	NO
37109070902	MIDDLE	NO
37109071001	MIDDLE	NO
37109071002	MODERATE	NO
37109071101	MIDDLE	NO
37109071102	UPPER	NO
37109071201	UPPER	NO
37109071202	UPPER	NO
37109071203	UPPER	NO

Lincoln, NORTH CAROLINA

Census Tract	Tract Income Class	Minority Tract
Summary Data: Lincoln		
Number of Census Tracts		18
Number of Minority Tracts		0
Percentage of Minority Tracts		0.00%
Number of Low Income Tracts		0
Percentage of Low Income Tracts		0.00%
Number of Moderate Income Tracts		8
Percentage of Moderate Income Tracts		44.44%
Number of Middle Income Tracts		6
Percentage of Middle Income Tracts		33.33%
Number of Upper Income Tracts		4
Percentage of Upper Income Tracts		22.22%
Number of NA Income Tracts		0
Percentage of NA Income Tracts		0.00%

Macon, NORTH CAROLINA

Census Tract	Tract Income Class	Minority Tract
37113970100	MIDDLE	NO
37113970200	MODERATE	NO
37113970302	MIDDLE	NO
37113970303	MIDDLE	NO
37113970304	MIDDLE	NO

Macon, NORTH CAROLINA

Census Tract	Tract Income Class	Minority Tract
37113970400	MIDDLE	NO
37113970501	UPPER	NO
37113970502	UPPER	NO
37113970600	MIDDLE	NO
37113970700	MIDDLE	NO
Summary Data: Macon		
Number of Census Tracts		10
Number of Minority Tracts		0
Percentage of Minority Tracts		0.00%
Number of Low Income Tracts		0
Percentage of Low Income Tracts		0.00%
Number of Moderate Income Tracts		1
Percentage of Moderate Income Tracts		10.00%
Number of Middle Income Tracts		7
Percentage of Middle Income Tracts		70.00%
Number of Upper Income Tracts		2
Percentage of Upper Income Tracts		20.00%
Number of NA Income Tracts		0
Percentage of NA Income Tracts		0.00%

Madison, NORTH CAROLINA

Census Tract	Tract Income Class	Minority Tract
--------------	--------------------	----------------



Madison, NORTH CAROLINA

Census Tract	Tract Income Class	Minority Tract
37115010100	MODERATE	NO
37115010200	MIDDLE	NO
37115010400	MIDDLE	NO
37115010500	UPPER	NO
37115010601	MIDDLE	NO
37115010602	MIDDLE	NO
37115010700	MIDDLE	NO

Summary Data: Madison

Number of Census Tracts	7
Number of Minority Tracts	0
Percentage of Minority Tracts	0.00%
Number of Low Income Tracts	0
Percentage of Low Income Tracts	0.00%
Number of Moderate Income Tracts	1
Percentage of Moderate Income Tracts	14.29%
Number of Middle Income Tracts	5
Percentage of Middle Income Tracts	71.43%
Number of Upper Income Tracts	1
Percentage of Upper Income Tracts	14.29%
Number of NA Income Tracts	0
Percentage of NA Income Tracts	0.00%

Martin, NORTH CAROLINA


Census Tract	Tract Income Class	Minority Tract
37117970100	MIDDLE	NO
37117970200	MODERATE	YES
37117970300	MODERATE	YES
37117970400	MIDDLE	YES
37117970500	MIDDLE	NO
37117970600	MIDDLE	YES

Summary Data: Martin

Number of Census Tracts	6
Number of Minority Tracts	4
Percentage of Minority Tracts	66.67%
Number of Low Income Tracts	0
Percentage of Low Income Tracts	0.00%
Number of Moderate Income Tracts	2
Percentage of Moderate Income Tracts	33.33%
Number of Middle Income Tracts	4
Percentage of Middle Income Tracts	66.67%
Number of Upper Income Tracts	0
Percentage of Upper Income Tracts	0.00%
Number of NA Income Tracts	0
Percentage of NA Income Tracts	0.00%

McDowell, NORTH CAROLINA

Census Tract	Tract Income Class	Minority Tract
37111970101	MIDDLE	NO
37111970102	UPPER	NO
37111970200	MIDDLE	NO
37111970300	MIDDLE	NO
37111970400	MODERATE	NO
37111970500	MIDDLE	NO
37111970600	UPPER	NO
37111970700	MIDDLE	NO
37111970800	MIDDLE	NO
37111970902	MIDDLE	NO
37111970903	MIDDLE	NO
37111970904	MIDDLE	NO



McDowell, NORTH CAROLINA

Census Tract	Tract Income Class	Minority Tract
Summary Data: McDowell		
Number of Census Tracts		12
Number of Minority Tracts		0
Percentage of Minority Tracts		0.00%
Number of Low Income Tracts		0
Percentage of Low Income Tracts		0.00%
Number of Moderate Income Tracts		1
Percentage of Moderate Income Tracts		8.33%
Number of Middle Income Tracts		9
Percentage of Middle Income Tracts		75.00%
Number of Upper Income Tracts		2
Percentage of Upper Income Tracts		16.67%
Number of NA Income Tracts		0
Percentage of NA Income Tracts		0.00%

Mecklenburg, NORTH CAROLINA

Census Tract	Tract Income Class	Minority Tract
37119000101	MIDDLE	NO
37119000102	UPPER	NO
37119000103	UPPER	NO
37119000104	UPPER	NO
37119000301	MIDDLE	NO

Mecklenburg, NORTH CAROLINA

Census Tract	Tract Income Class	Minority Tract
37119000302	UPPER	NO
37119000401	UPPER	NO
37119000402	UPPER	NO
37119000501	UPPER	NO
37119000502	NA	YES
37119000503	UPPER	NO
37119000600	MODERATE	YES
37119000700	MIDDLE	NO
37119000800	LOW	YES
37119000900	UPPER	NO
37119001000	UPPER	NO
37119001100	UPPER	NO
37119001200	UPPER	NO
37119001300	MIDDLE	YES
37119001400	MIDDLE	NO
37119001504	MODERATE	YES
37119001505	MODERATE	YES
37119001507	LOW	YES
37119001508	MODERATE	YES
37119001509	MODERATE	YES
37119001510	MODERATE	YES
37119001603	MODERATE	YES
37119001605	MODERATE	YES
37119001606	MODERATE	YES
37119001607	LOW	YES
37119001608	MODERATE	YES
37119001609	MODERATE	YES

Mecklenburg, NORTH CAROLINA

Census Tract	Tract Income Class	Minority Tract
37119001701	LOW	YES
37119001702	MODERATE	YES
37119001801	MIDDLE	NO
37119001802	MODERATE	NO
37119001910	MODERATE	YES
37119001911	MODERATE	YES
37119001914	MODERATE	YES
37119001916	MODERATE	YES
37119001917	MODERATE	YES
37119001918	MODERATE	YES
37119001919	MODERATE	YES
37119001920	MODERATE	YES
37119001921	MODERATE	YES
37119001922	MODERATE	YES
37119001923	MODERATE	YES
37119001924	MODERATE	YES
37119001925	MODERATE	YES
37119001926	MODERATE	YES
37119001927	MODERATE	YES
37119002004	UPPER	NO
37119002005	UPPER	NO
37119002006	UPPER	NO
37119002007	MODERATE	NO
37119002008	UPPER	NO
37119002100	MODERATE	NO
37119002201	UPPER	NO
37119002202	UPPER	NO



Mecklenburg, NORTH CAROLINA

Census Tract	Tract Income Class	Minority Tract
37119002300	LOW	YES
37119002400	UPPER	NO
37119002500	UPPER	NO
37119002600	UPPER	NO
37119002701	UPPER	NO
37119002702	UPPER	NO
37119002800	UPPER	NO
37119002903	UPPER	NO
37119002905	UPPER	NO
37119002907	UPPER	NO
37119002908	UPPER	NO
37119002909	UPPER	NO
37119002910	UPPER	NO
37119003006	UPPER	NO
37119003008	UPPER	NO
37119003012	UPPER	NO
37119003013	UPPER	NO
37119003015	UPPER	NO
37119003016	UPPER	NO
37119003017	UPPER	NO
37119003018	UPPER	NO
37119003019	UPPER	NO
37119003020	UPPER	NO
37119003021	UPPER	NO
37119003022	UPPER	NO
37119003102	MIDDLE	NO
37119003105	UPPER	NO

Mecklenburg, NORTH CAROLINA

Census Tract	Tract Income Class	Minority Tract
37119003106	MIDDLE	NO
37119003108	MODERATE	YES
37119003109	LOW	YES
37119003110	UPPER	NO
37119003111	NA	NO
37119003201	MODERATE	NO
37119003203	UPPER	NO
37119003204	UPPER	NO
37119003301	UPPER	NO
37119003302	UPPER	NO
37119003401	UPPER	NO
37119003402	UPPER	NO
37119003500	UPPER	NO
37119003600	MODERATE	YES
37119003701	UPPER	NO
37119003702	LOW	YES
37119003802	LOW	YES
37119003805	MIDDLE	YES
37119003807	MODERATE	YES
37119003808	MODERATE	YES
37119003809	MIDDLE	YES
37119003810	MIDDLE	YES
37119003811	MODERATE	YES
37119003902	LOW	YES
37119003903	LOW	YES
37119004000	MODERATE	YES
37119004101	MODERATE	YES

Mecklenburg, NORTH CAROLINA

Census Tract	Tract Income Class	Minority Tract
37119004102	MIDDLE	NO
37119004200	MODERATE	YES
37119004302	MODERATE	YES
37119004303	MODERATE	YES
37119004304	MODERATE	YES
37119004306	MODERATE	YES
37119004307	MIDDLE	YES
37119004400	MODERATE	YES
37119004500	LOW	YES
37119004600	MODERATE	YES
37119004700	LOW	YES
37119004800	LOW	YES
37119004900	MODERATE	YES
37119005000	MODERATE	YES
37119005100	LOW	YES
37119005200	MODERATE	YES
37119005301	LOW	YES
37119005305	MODERATE	YES
37119005306	LOW	YES
37119005307	LOW	YES
37119005308	LOW	YES
37119005403	MIDDLE	YES
37119005404	MODERATE	YES
37119005405	MODERATE	YES
37119005406	LOW	YES
37119005508	UPPER	YES
37119005510	MODERATE	YES



Mecklenburg, NORTH CAROLINA

Census Tract	Tract Income Class	Minority Tract
37119005511	MIDDLE	YES
37119005512	MODERATE	YES
37119005513	MIDDLE	YES
37119005515	MIDDLE	NO
37119005516	UPPER	NO
37119005517	UPPER	NO
37119005519	MIDDLE	YES
37119005520	UPPER	YES
37119005522	MIDDLE	YES
37119005525	MIDDLE	YES
37119005526	MIDDLE	YES
37119005527	MIDDLE	YES
37119005528	MIDDLE	YES
37119005529	MIDDLE	YES
37119005530	UPPER	YES
37119005531	MIDDLE	YES
37119005532	MIDDLE	YES
37119005533	MIDDLE	YES
37119005534	MIDDLE	YES
37119005535	MIDDLE	YES
37119005536	MIDDLE	YES
37119005604	MIDDLE	NO
37119005609	MODERATE	YES
37119005610	MODERATE	YES
37119005611	MIDDLE	YES
37119005612	MIDDLE	YES
37119005613	UPPER	YES

Mecklenburg, NORTH CAROLINA

Census Tract	Tract Income Class	Minority Tract
37119005615	MIDDLE	YES
37119005616	MODERATE	YES
37119005617	MIDDLE	YES
37119005618	UPPER	YES
37119005619	MODERATE	YES
37119005621	MODERATE	YES
37119005622	NA	YES
37119005623	MIDDLE	YES
37119005624	MIDDLE	YES
37119005625	UPPER	YES
37119005626	MODERATE	YES
37119005627	MIDDLE	YES
37119005709	UPPER	NO
37119005710	MODERATE	YES
37119005712	UPPER	NO
37119005713	UPPER	NO
37119005714	UPPER	NO
37119005715	MIDDLE	NO
37119005716	MIDDLE	YES
37119005718	UPPER	NO
37119005719	MODERATE	NO
37119005720	UPPER	NO
37119005721	UPPER	NO
37119005722	MIDDLE	NO
37119005723	MODERATE	YES
37119005811	UPPER	NO
37119005815	UPPER	NO

Mecklenburg, NORTH CAROLINA

Census Tract	Tract Income Class	Minority Tract
37119005816	UPPER	NO
37119005817	UPPER	NO
37119005824	MODERATE	YES
37119005826	MODERATE	NO
37119005827	MODERATE	YES
37119005828	UPPER	NO
37119005829	MODERATE	YES
37119005830	MIDDLE	NO
37119005832	UPPER	NO
37119005833	UPPER	NO
37119005834	UPPER	NO
37119005835	UPPER	NO
37119005836	MIDDLE	NO
37119005839	UPPER	NO
37119005840	UPPER	NO
37119005843	UPPER	NO
37119005845	UPPER	YES
37119005846	UPPER	NO
37119005847	UPPER	NO
37119005848	UPPER	NO
37119005849	UPPER	NO
37119005850	UPPER	NO
37119005851	UPPER	NO
37119005852	UPPER	NO
37119005853	NA	NO
37119005854	UPPER	YES
37119005855	UPPER	NO



Mecklenburg, NORTH CAROLINA

Census Tract	Tract Income Class	Minority Tract
37119005856	UPPER	YES
37119005857	UPPER	YES
37119005858	UPPER	YES
37119005859	UPPER	NO
37119005860	UPPER	NO
37119005861	MIDDLE	NO
37119005862	UPPER	NO
37119005863	UPPER	NO
37119005864	UPPER	NO
37119005865	UPPER	NO
37119005866	MODERATE	YES
37119005867	MIDDLE	YES
37119005868	MODERATE	NO
37119005908	UPPER	NO
37119005910	MIDDLE	YES
37119005913	MIDDLE	YES
37119005915	MIDDLE	YES
37119005916	MODERATE	YES
37119005918	MIDDLE	YES
37119005919	MIDDLE	NO
37119005920	MIDDLE	YES
37119005921	UPPER	YES
37119005922	UPPER	YES
37119005923	MIDDLE	YES
37119005924	MIDDLE	YES
37119005925	UPPER	YES
37119005926	UPPER	NO

Mecklenburg, NORTH CAROLINA

Census Tract	Tract Income Class	Minority Tract
37119005927	MIDDLE	YES
37119005928	MIDDLE	YES
37119005929	MIDDLE	YES
37119005930	MIDDLE	YES
37119005931	MIDDLE	YES
37119005932	MIDDLE	YES
37119006005	MODERATE	YES
37119006008	MIDDLE	YES
37119006009	MIDDLE	YES
37119006011	MODERATE	YES
37119006012	MODERATE	YES
37119006013	MIDDLE	YES
37119006014	UPPER	NO
37119006015	MODERATE	YES
37119006016	MODERATE	YES
37119006103	UPPER	NO
37119006105	MIDDLE	YES
37119006108	MIDDLE	YES
37119006109	MODERATE	YES
37119006110	MIDDLE	YES
37119006111	MIDDLE	YES
37119006112	MODERATE	YES
37119006113	UPPER	YES
37119006114	MIDDLE	YES
37119006115	NA	YES
37119006208	UPPER	NO
37119006209	UPPER	NO

Mecklenburg, NORTH CAROLINA

Census Tract	Tract Income Class	Minority Tract
37119006210	UPPER	NO
37119006211	UPPER	NO
37119006212	UPPER	NO
37119006214	UPPER	NO
37119006216	UPPER	NO
37119006217	UPPER	NO
37119006218	UPPER	NO
37119006219	UPPER	NO
37119006220	UPPER	NO
37119006221	UPPER	NO
37119006222	UPPER	NO
37119006223	UPPER	NO
37119006224	MODERATE	YES
37119006305	UPPER	NO
37119006306	UPPER	NO
37119006307	UPPER	NO
37119006308	UPPER	NO
37119006309	MIDDLE	NO
37119006310	MIDDLE	NO
37119006311	UPPER	NO
37119006403	UPPER	NO
37119006404	UPPER	NO
37119006407	UPPER	NO
37119006408	UPPER	NO
37119006409	UPPER	NO
37119006410	MIDDLE	NO
37119006411	MIDDLE	NO



Mecklenburg, NORTH CAROLINA

Census Tract	Tract Income Class	Minority Tract
37119980100	NA	NO
37119980200	NA	YES
37119980300	NA	NO

Summary Data: Mecklenburg

Number of Census Tracts	305
Number of Minority Tracts	159
Percentage of Minority Tracts	52.13%
Number of Low Income Tracts	19
Percentage of Low Income Tracts	6.23%
Number of Moderate Income Tracts	77
Percentage of Moderate Income Tracts	25.25%
Number of Middle Income Tracts	71
Percentage of Middle Income Tracts	23.28%
Number of Upper Income Tracts	130
Percentage of Upper Income Tracts	42.62%
Number of NA Income Tracts	8
Percentage of NA Income Tracts	2.62%

Mitchell, NORTH CAROLINA

Census Tract	Tract Income Class	Minority Tract
37121950100	MIDDLE	NO
37121950200	MIDDLE	NO

Mitchell, NORTH CAROLINA

Census Tract	Tract Income Class	Minority Tract
37121950300	MIDDLE	NO
37121950400	MIDDLE	NO

Summary Data: Mitchell

Number of Census Tracts	4
Number of Minority Tracts	0
Percentage of Minority Tracts	0.00%
Number of Low Income Tracts	0
Percentage of Low Income Tracts	0.00%
Number of Moderate Income Tracts	0
Percentage of Moderate Income Tracts	0.00%
Number of Middle Income Tracts	4
Percentage of Middle Income Tracts	100.00%
Number of Upper Income Tracts	0
Percentage of Upper Income Tracts	0.00%
Number of NA Income Tracts	0
Percentage of NA Income Tracts	0.00%

Montgomery, NORTH CAROLINA

Census Tract	Tract Income Class	Minority Tract
37123960101	UPPER	NO
37123960102	MODERATE	YES
37123960201	MIDDLE	NO

Montgomery, NORTH CAROLINA

Census Tract	Tract Income Class	Minority Tract
37123960202	MIDDLE	NO
37123960301	MIDDLE	NO
37123960302	UPPER	NO
37123960401	MIDDLE	YES
37123960402	MIDDLE	NO
37123960501	MODERATE	YES
37123960502	MIDDLE	NO

Summary Data: Montgomery

Number of Census Tracts	10
Number of Minority Tracts	3
Percentage of Minority Tracts	30.00%
Number of Low Income Tracts	0
Percentage of Low Income Tracts	0.00%
Number of Moderate Income Tracts	2
Percentage of Moderate Income Tracts	20.00%
Number of Middle Income Tracts	6
Percentage of Middle Income Tracts	60.00%
Number of Upper Income Tracts	2
Percentage of Upper Income Tracts	20.00%
Number of NA Income Tracts	0
Percentage of NA Income Tracts	0.00%



Moore, NORTH CAROLINA

Census Tract	Tract Income Class	Minority Tract
37125950100	MIDDLE	NO
37125950201	MODERATE	NO
37125950202	MIDDLE	NO
37125950303	NA	NO
37125950304	UPPER	NO
37125950305	UPPER	NO
37125950306	UPPER	NO
37125950402	UPPER	NO
37125950403	UPPER	NO
37125950404	UPPER	NO
37125950503	UPPER	NO
37125950504	UPPER	NO
37125950505	UPPER	NO
37125950506	UPPER	NO
37125950507	UPPER	NO
37125950601	UPPER	NO
37125950603	MIDDLE	NO
37125950604	UPPER	NO
37125950702	UPPER	NO
37125950703	UPPER	NO
37125950704	UPPER	NO
37125950801	UPPER	NO
37125950802	UPPER	NO
37125950900	UPPER	NO
37125951001	UPPER	NO
37125951002	UPPER	NO
37125951101	UPPER	NO

Moore, NORTH CAROLINA

Census Tract	Tract Income Class	Minority Tract
37125951102	UPPER	NO
37125951200	MIDDLE	NO

Summary Data: Moore

Number of Census Tracts	29
Number of Minority Tracts	0
Percentage of Minority Tracts	0.00%
Number of Low Income Tracts	0
Percentage of Low Income Tracts	0.00%
Number of Moderate Income Tracts	1
Percentage of Moderate Income Tracts	3.45%
Number of Middle Income Tracts	4
Percentage of Middle Income Tracts	13.79%
Number of Upper Income Tracts	23
Percentage of Upper Income Tracts	79.31%
Number of NA Income Tracts	1
Percentage of NA Income Tracts	3.45%

Nash, NORTH CAROLINA

Census Tract	Tract Income Class	Minority Tract
37127010200	MIDDLE	YES
37127010301	MIDDLE	YES
37127010302	UPPER	NO

Nash, NORTH CAROLINA

Census Tract	Tract Income Class	Minority Tract
37127010400	MODERATE	YES
37127010503	UPPER	YES
37127010504	UPPER	NO
37127010505	MIDDLE	YES
37127010506	MIDDLE	YES
37127010601	MODERATE	YES
37127010603	MODERATE	YES
37127010604	UPPER	YES
37127010700	MIDDLE	YES
37127010801	MIDDLE	YES
37127010802	UPPER	NO
37127010900	MODERATE	YES
37127011000	MIDDLE	YES
37127011101	UPPER	NO
37127011103	MIDDLE	YES
37127011104	MIDDLE	NO
37127011201	MIDDLE	NO
37127011202	UPPER	NO
37127011300	UPPER	NO
37127011400	UPPER	NO
37127011501	MODERATE	YES
37127011502	MIDDLE	NO



Nash, NORTH CAROLINA

Census Tract	Tract Income Class	Minority Tract
Summary Data: Nash		
Number of Census Tracts		25
Number of Minority Tracts		15
Percentage of Minority Tracts		60.00%
Number of Low Income Tracts		0
Percentage of Low Income Tracts		0.00%
Number of Moderate Income Tracts		5
Percentage of Moderate Income Tracts		20.00%
Number of Middle Income Tracts		11
Percentage of Middle Income Tracts		44.00%
Number of Upper Income Tracts		9
Percentage of Upper Income Tracts		36.00%
Number of NA Income Tracts		0
Percentage of NA Income Tracts		0.00%

New Hanover, NORTH CAROLINA

Census Tract	Tract Income Class	Minority Tract
37129010100	MODERATE	YES
37129010200	MODERATE	NO
37129010300	MODERATE	YES
37129010400	UPPER	NO
37129010501	LOW	NO

New Hanover, NORTH CAROLINA

Census Tract	Tract Income Class	Minority Tract
37129010503	MODERATE	NO
37129010504	MODERATE	NO
37129010600	UPPER	NO
37129010700	MODERATE	YES
37129010800	LOW	YES
37129010900	MODERATE	NO
37129011000	LOW	YES
37129011100	LOW	YES
37129011200	MIDDLE	NO
37129011300	UPPER	NO
37129011400	MODERATE	YES
37129011501	MIDDLE	NO
37129011502	NA	NO
37129011503	MODERATE	YES
37129011504	MODERATE	NO
37129011605	MODERATE	NO
37129011606	MODERATE	NO
37129011608	MIDDLE	NO
37129011609	MIDDLE	NO
37129011610	MODERATE	NO
37129011611	MIDDLE	NO
37129011612	MODERATE	NO
37129011701	MIDDLE	NO
37129011703	UPPER	NO
37129011705	UPPER	NO
37129011800	UPPER	NO
37129011904	UPPER	NO

New Hanover, NORTH CAROLINA

Census Tract	Tract Income Class	Minority Tract
37129011905	MODERATE	NO
37129011906	MODERATE	NO
37129012004	UPPER	NO
37129012006	MIDDLE	NO
37129012007	MIDDLE	NO
37129012008	MIDDLE	NO
37129012009	UPPER	NO
37129012010	UPPER	NO
37129012011	UPPER	NO
37129012012	UPPER	NO
37129012103	UPPER	NO
37129012106	MIDDLE	NO
37129012107	MIDDLE	NO
37129012108	MIDDLE	NO
37129012109	UPPER	NO
37129012110	MIDDLE	NO
37129012111	MIDDLE	NO
37129012201	UPPER	NO
37129012202	MIDDLE	NO
37129012203	UPPER	NO
37129012300	UPPER	NO
37129980100	NA	YES
37129990100	NA	NO



New Hanover, NORTH CAROLINA

Census Tract	Tract Income Class	Minority Tract
Summary Data: New Hanover		
Number of Census Tracts		55
Number of Minority Tracts		9
Percentage of Minority Tracts		16.36%
Number of Low Income Tracts		4
Percentage of Low Income Tracts		7.27%
Number of Moderate Income Tracts		16
Percentage of Moderate Income Tracts		29.09%
Number of Middle Income Tracts		15
Percentage of Middle Income Tracts		27.27%
Number of Upper Income Tracts		17
Percentage of Upper Income Tracts		30.91%
Number of NA Income Tracts		3
Percentage of NA Income Tracts		5.45%

Northampton, NORTH CAROLINA

Census Tract	Tract Income Class	Minority Tract
37131920101	MIDDLE	YES
37131920102	MIDDLE	NO
37131920103	MIDDLE	NO
37131920201	MODERATE	YES
37131920202	MIDDLE	YES

Northampton, NORTH CAROLINA

Census Tract	Tract Income Class	Minority Tract
37131920301	MODERATE	YES
37131920302	MODERATE	YES
37131920303	MODERATE	YES
37131920401	MODERATE	YES
37131920402	UPPER	NO
Summary Data: Northampton		
Number of Census Tracts		10
Number of Minority Tracts		7
Percentage of Minority Tracts		70.00%
Number of Low Income Tracts		0
Percentage of Low Income Tracts		0.00%
Number of Moderate Income Tracts		5
Percentage of Moderate Income Tracts		50.00%
Number of Middle Income Tracts		4
Percentage of Middle Income Tracts		40.00%
Number of Upper Income Tracts		1
Percentage of Upper Income Tracts		10.00%
Number of NA Income Tracts		0
Percentage of NA Income Tracts		0.00%

Onslow, NORTH CAROLINA

Census Tract	Tract Income Class	Minority Tract
--------------	--------------------	----------------

Onslow, NORTH CAROLINA

Census Tract	Tract Income Class	Minority Tract
37133000103	UPPER	NO
37133000104	UPPER	NO
37133000105	UPPER	NO
37133000203	MIDDLE	NO
37133000204	MODERATE	NO
37133000205	MIDDLE	NO
37133000206	UPPER	NO
37133000207	MIDDLE	NO
37133000303	MODERATE	NO
37133000304	MIDDLE	NO
37133000305	MIDDLE	NO
37133000306	MIDDLE	NO
37133000401	UPPER	NO
37133000403	UPPER	NO
37133000404	MIDDLE	NO
37133000405	UPPER	NO
37133000500	NA	NO
37133000600	NA	NO
37133000700	MIDDLE	NO
37133000800	LOW	NO
37133000901	MODERATE	NO
37133000902	MODERATE	NO
37133001000	MODERATE	NO
37133001101	MIDDLE	NO
37133001102	MODERATE	NO
37133001201	MIDDLE	NO
37133001202	MIDDLE	NO



Onslow, NORTH CAROLINA

Census Tract	Tract Income Class	Minority Tract
37133001301	MIDDLE	YES
37133001302	UPPER	YES
37133001303	UPPER	NO
37133001304	MODERATE	YES
37133001400	UPPER	NO
37133001500	MODERATE	YES
37133001700	MIDDLE	NO
37133001800	MIDDLE	NO
37133002100	MIDDLE	NO
37133002201	MIDDLE	NO
37133002202	MODERATE	YES
37133002300	MIDDLE	NO
37133002400	MIDDLE	YES
37133002500	MIDDLE	NO
37133002600	MODERATE	YES
37133002801	UPPER	NO
37133002802	MIDDLE	NO
37133002803	MIDDLE	NO
37133990100	NA	NO

Onslow, NORTH CAROLINA

Census Tract	Tract Income Class	Minority Tract
Summary Data: Onslow		
Number of Census Tracts		46
Number of Minority Tracts		7
Percentage of Minority Tracts		15.22%
Number of Low Income Tracts		1
Percentage of Low Income Tracts		2.17%
Number of Moderate Income Tracts		10
Percentage of Moderate Income Tracts		21.74%
Number of Middle Income Tracts		21
Percentage of Middle Income Tracts		45.65%
Number of Upper Income Tracts		11
Percentage of Upper Income Tracts		23.91%
Number of NA Income Tracts		3
Percentage of NA Income Tracts		6.52%

Orange, NORTH CAROLINA

Census Tract	Tract Income Class	Minority Tract
37135010701	UPPER	NO
37135010705	MIDDLE	NO
37135010706	UPPER	NO
37135010707	MODERATE	NO
37135010708	MIDDLE	YES

Orange, NORTH CAROLINA

Census Tract	Tract Income Class	Minority Tract
37135010709	MIDDLE	NO
37135010710	UPPER	NO
37135010802	MIDDLE	NO
37135010803	MIDDLE	NO
37135010804	MODERATE	NO
37135010902	MIDDLE	NO
37135010903	UPPER	NO
37135010904	MODERATE	NO
37135011001	UPPER	NO
37135011002	UPPER	NO
37135011103	MIDDLE	YES
37135011104	MODERATE	NO
37135011105	MIDDLE	NO
37135011106	MIDDLE	NO
37135011107	UPPER	NO
37135011204	UPPER	NO
37135011206	UPPER	YES
37135011207	UPPER	NO
37135011208	UPPER	NO
37135011209	MIDDLE	NO
37135011210	MIDDLE	NO
37135011211	UPPER	NO
37135011300	MODERATE	NO
37135011400	UPPER	NO
37135011500	UPPER	NO
37135011601	NA	NO
37135011602	LOW	YES



Orange, NORTH CAROLINA

Census Tract	Tract Income Class	Minority Tract
37135011700	UPPER	NO
37135011800	UPPER	NO
37135011902	UPPER	NO
37135011903	MIDDLE	NO
37135011904	UPPER	NO
37135012101	MIDDLE	YES
37135012102	UPPER	NO
37135012103	UPPER	NO
37135012201	UPPER	NO
37135012202	UPPER	NO

Orange, NORTH CAROLINA

Census Tract	Tract Income Class	Minority Tract
Summary Data: Orange		
Number of Census Tracts		42
Number of Minority Tracts		5
Percentage of Minority Tracts		11.90%
Number of Low Income Tracts		1
Percentage of Low Income Tracts		2.38%
Number of Moderate Income Tracts		5
Percentage of Moderate Income Tracts		11.90%
Number of Middle Income Tracts		13
Percentage of Middle Income Tracts		30.95%
Number of Upper Income Tracts		22
Percentage of Upper Income Tracts		52.38%
Number of NA Income Tracts		1
Percentage of NA Income Tracts		2.38%

Pamlico, NORTH CAROLINA

Census Tract	Tract Income Class	Minority Tract
37137950101	MIDDLE	NO
37137950103	MIDDLE	NO
37137950104	MODERATE	NO
37137950202	UPPER	NO
37137950203	MIDDLE	NO

Pamlico, NORTH CAROLINA

Census Tract	Tract Income Class	Minority Tract
37137950204	MIDDLE	NO
37137990100	NA	NO
Summary Data: Pamlico		
Number of Census Tracts		7
Number of Minority Tracts		0
Percentage of Minority Tracts		0.00%
Number of Low Income Tracts		0
Percentage of Low Income Tracts		0.00%
Number of Moderate Income Tracts		1
Percentage of Moderate Income Tracts		14.29%
Number of Middle Income Tracts		4
Percentage of Middle Income Tracts		57.14%
Number of Upper Income Tracts		1
Percentage of Upper Income Tracts		14.29%
Number of NA Income Tracts		1
Percentage of NA Income Tracts		14.29%

Pasquotank, NORTH CAROLINA

Census Tract	Tract Income Class	Minority Tract
37139960100	MIDDLE	YES
37139960200	MIDDLE	YES
37139960300	LOW	YES



Pasquotank, NORTH CAROLINA

Census Tract	Tract Income Class	Minority Tract
37139960400	UPPER	YES
37139960501	UPPER	NO
37139960502	UPPER	NO
37139960503	MIDDLE	NO
37139960600	UPPER	NO
37139960701	UPPER	NO
37139960702	MIDDLE	NO

Summary Data: Pasquotank

Number of Census Tracts	10
Number of Minority Tracts	4
Percentage of Minority Tracts	40.00%
Number of Low Income Tracts	1
Percentage of Low Income Tracts	10.00%
Number of Moderate Income Tracts	0
Percentage of Moderate Income Tracts	0.00%
Number of Middle Income Tracts	4
Percentage of Middle Income Tracts	40.00%
Number of Upper Income Tracts	5
Percentage of Upper Income Tracts	50.00%
Number of NA Income Tracts	0
Percentage of NA Income Tracts	0.00%

Pender, NORTH CAROLINA

Census Tract	Tract Income Class	Minority Tract
37141920104	MIDDLE	NO
37141920105	MIDDLE	NO
37141920106	MIDDLE	NO
37141920201	MIDDLE	NO
37141920202	UPPER	NO
37141920203	MIDDLE	NO
37141920204	MODERATE	NO
37141920300	MODERATE	NO
37141920401	MODERATE	NO
37141920402	MIDDLE	NO
37141920403	MIDDLE	NO
37141920501	MODERATE	YES
37141920502	MODERATE	NO
37141920601	MODERATE	NO
37141920602	MIDDLE	NO
37141990100	NA	NO

Pender, NORTH CAROLINA

Census Tract	Tract Income Class	Minority Tract
Summary Data: Pender		
Number of Census Tracts		16
Number of Minority Tracts		1
Percentage of Minority Tracts		6.25%
Number of Low Income Tracts		0
Percentage of Low Income Tracts		0.00%
Number of Moderate Income Tracts		6
Percentage of Moderate Income Tracts		37.50%
Number of Middle Income Tracts		8
Percentage of Middle Income Tracts		50.00%
Number of Upper Income Tracts		1
Percentage of Upper Income Tracts		6.25%
Number of NA Income Tracts		1
Percentage of NA Income Tracts		6.25%

Perquimans, NORTH CAROLINA

Census Tract	Tract Income Class	Minority Tract
37143920101	UPPER	NO
37143920102	MIDDLE	NO
37143920201	MIDDLE	NO
37143920202	MIDDLE	NO



Perquimans, NORTH CAROLINA

Census Tract	Tract Income Class	Minority Tract
Summary Data: Perquimans		
Number of Census Tracts		4
Number of Minority Tracts		0
Percentage of Minority Tracts		0.00%
Number of Low Income Tracts		0
Percentage of Low Income Tracts		0.00%
Number of Moderate Income Tracts		0
Percentage of Moderate Income Tracts		0.00%
Number of Middle Income Tracts		3
Percentage of Middle Income Tracts		75.00%
Number of Upper Income Tracts		1
Percentage of Upper Income Tracts		25.00%
Number of NA Income Tracts		0
Percentage of NA Income Tracts		0.00%

Person, NORTH CAROLINA

Census Tract	Tract Income Class	Minority Tract
37145920100	MIDDLE	NO
37145920200	MIDDLE	NO
37145920300	MODERATE	YES
37145920400	MODERATE	YES
37145920500	MODERATE	NO

Person, NORTH CAROLINA

Census Tract	Tract Income Class	Minority Tract
37145920601	MODERATE	NO
37145920602	MIDDLE	NO
Summary Data: Person		
Number of Census Tracts		7
Number of Minority Tracts		2
Percentage of Minority Tracts		28.57%
Number of Low Income Tracts		0
Percentage of Low Income Tracts		0.00%
Number of Moderate Income Tracts		4
Percentage of Moderate Income Tracts		57.14%
Number of Middle Income Tracts		3
Percentage of Middle Income Tracts		42.86%
Number of Upper Income Tracts		0
Percentage of Upper Income Tracts		0.00%
Number of NA Income Tracts		0
Percentage of NA Income Tracts		0.00%

Pitt, NORTH CAROLINA

Census Tract	Tract Income Class	Minority Tract
37147000101	MODERATE	NO
37147000102	NA	YES
37147000201	NA	NO

Pitt, NORTH CAROLINA

Census Tract	Tract Income Class	Minority Tract
37147000202	MIDDLE	NO
37147000301	UPPER	NO
37147000303	NA	YES
37147000304	MIDDLE	NO
37147000400	UPPER	NO
37147000501	UPPER	YES
37147000503	MIDDLE	NO
37147000504	MIDDLE	NO
37147000602	MODERATE	YES
37147000604	MIDDLE	YES
37147000605	LOW	YES
37147000606	MODERATE	YES
37147000607	MIDDLE	YES
37147000701	MODERATE	YES
37147000702	LOW	YES
37147000800	MODERATE	YES
37147000901	MIDDLE	NO
37147000902	MIDDLE	YES
37147001001	UPPER	NO
37147001002	MIDDLE	NO
37147001003	UPPER	NO
37147001100	MIDDLE	NO
37147001200	MIDDLE	NO
37147001301	UPPER	YES
37147001302	MIDDLE	NO
37147001304	UPPER	NO
37147001305	UPPER	NO



Pitt, NORTH CAROLINA

Census Tract	Tract Income Class	Minority Tract
37147001402	MIDDLE	NO
37147001403	MIDDLE	NO
37147001404	MODERATE	YES
37147001500	MODERATE	NO
37147001601	UPPER	NO
37147001602	MIDDLE	YES
37147001700	MIDDLE	NO
37147001800	UPPER	YES
37147001900	MIDDLE	NO
37147002002	MIDDLE	YES
37147002003	MODERATE	YES
37147002004	NA	YES

Pitt, NORTH CAROLINA

Census Tract	Tract Income Class	Minority Tract
Summary Data: Pitt		
Number of Census Tracts		42
Number of Minority Tracts		19
Percentage of Minority Tracts		45.24%
Number of Low Income Tracts		2
Percentage of Low Income Tracts		4.76%
Number of Moderate Income Tracts		8
Percentage of Moderate Income Tracts		19.05%
Number of Middle Income Tracts		18
Percentage of Middle Income Tracts		42.86%
Number of Upper Income Tracts		10
Percentage of Upper Income Tracts		23.81%
Number of NA Income Tracts		4
Percentage of NA Income Tracts		9.52%

Polk, NORTH CAROLINA

Census Tract	Tract Income Class	Minority Tract
37149920101	MIDDLE	NO
37149920103	UPPER	NO
37149920104	MIDDLE	NO
37149920201	MIDDLE	NO
37149920202	MODERATE	NO

Polk, NORTH CAROLINA

Census Tract	Tract Income Class	Minority Tract
37149920301	MIDDLE	NO
37149920303	UPPER	NO
37149920304	MIDDLE	NO
Summary Data: Polk		
Number of Census Tracts		8
Number of Minority Tracts		0
Percentage of Minority Tracts		0.00%
Number of Low Income Tracts		0
Percentage of Low Income Tracts		0.00%
Number of Moderate Income Tracts		1
Percentage of Moderate Income Tracts		12.50%
Number of Middle Income Tracts		5
Percentage of Middle Income Tracts		62.50%
Number of Upper Income Tracts		2
Percentage of Upper Income Tracts		25.00%
Number of NA Income Tracts		0
Percentage of NA Income Tracts		0.00%

Randolph, NORTH CAROLINA

Census Tract	Tract Income Class	Minority Tract
37151030100	MODERATE	NO
37151030201	MODERATE	NO



Randolph, NORTH CAROLINA

Census Tract	Tract Income Class	Minority Tract
37151030202	MODERATE	NO
37151030301	MODERATE	YES
37151030302	LOW	YES
37151030400	MODERATE	YES
37151030502	UPPER	NO
37151030503	MIDDLE	NO
37151030504	MIDDLE	NO
37151030600	MIDDLE	NO
37151030700	MIDDLE	NO
37151030803	MIDDLE	NO
37151030804	MIDDLE	NO
37151030805	MIDDLE	NO
37151030806	MODERATE	NO
37151030900	MIDDLE	NO
37151031001	MODERATE	NO
37151031002	MIDDLE	NO
37151031101	MODERATE	NO
37151031102	MODERATE	NO
37151031200	MIDDLE	NO
37151031303	MIDDLE	NO
37151031304	MIDDLE	NO
37151031305	MODERATE	NO
37151031307	MIDDLE	NO
37151031308	UPPER	NO
37151031401	MIDDLE	NO
37151031402	MIDDLE	NO
37151031501	MIDDLE	NO

Randolph, NORTH CAROLINA

Census Tract	Tract Income Class	Minority Tract
37151031503	MODERATE	NO
37151031504	UPPER	NO
37151031505	MIDDLE	NO
37151031601	MIDDLE	NO
37151031602	MODERATE	NO

Summary Data: Randolph

Number of Census Tracts	34
Number of Minority Tracts	3
Percentage of Minority Tracts	8.82%
Number of Low Income Tracts	1
Percentage of Low Income Tracts	2.94%
Number of Moderate Income Tracts	12
Percentage of Moderate Income Tracts	35.29%
Number of Middle Income Tracts	18
Percentage of Middle Income Tracts	52.94%
Number of Upper Income Tracts	3
Percentage of Upper Income Tracts	8.82%
Number of NA Income Tracts	0
Percentage of NA Income Tracts	0.00%

Richmond, NORTH CAROLINA

Census Tract	Tract Income Class	Minority Tract
--------------	--------------------	----------------

Richmond, NORTH CAROLINA

Census Tract	Tract Income Class	Minority Tract
37153970100	UPPER	NO
37153970200	MIDDLE	NO
37153970300	MIDDLE	NO
37153970400	MIDDLE	NO
37153970500	MIDDLE	YES
37153970600	MODERATE	YES
37153970700	MODERATE	NO
37153970800	MIDDLE	NO
37153970900	MIDDLE	NO
37153971000	MIDDLE	YES
37153971100	MODERATE	YES



Richmond, NORTH CAROLINA

Census Tract	Tract Income Class	Minority Tract
Summary Data: Richmond		
Number of Census Tracts		11
Number of Minority Tracts		4
Percentage of Minority Tracts		36.36%
Number of Low Income Tracts		0
Percentage of Low Income Tracts		0.00%
Number of Moderate Income Tracts		3
Percentage of Moderate Income Tracts		27.27%
Number of Middle Income Tracts		7
Percentage of Middle Income Tracts		63.64%
Number of Upper Income Tracts		1
Percentage of Upper Income Tracts		9.09%
Number of NA Income Tracts		0
Percentage of NA Income Tracts		0.00%

Robeson, NORTH CAROLINA

Census Tract	Tract Income Class	Minority Tract
37155960101	MODERATE	YES
37155960102	MIDDLE	YES
37155960202	MODERATE	YES
37155960203	MIDDLE	YES
37155960204	MIDDLE	YES

Robeson, NORTH CAROLINA

Census Tract	Tract Income Class	Minority Tract
37155960301	MODERATE	YES
37155960302	MODERATE	YES
37155960402	MODERATE	YES
37155960403	MODERATE	YES
37155960404	UPPER	YES
37155960501	MODERATE	YES
37155960502	MODERATE	YES
37155960503	MODERATE	YES
37155960601	MODERATE	YES
37155960602	MODERATE	YES
37155960701	MIDDLE	YES
37155960702	MODERATE	YES
37155960801	LOW	YES
37155960802	MODERATE	YES
37155960900	MIDDLE	NO
37155961000	MODERATE	YES
37155961100	MODERATE	YES
37155961200	MIDDLE	YES
37155961301	UPPER	NO
37155961302	MIDDLE	YES
37155961400	MIDDLE	YES
37155961500	MODERATE	NO
37155961601	MIDDLE	NO
37155961602	MODERATE	NO
37155961700	MODERATE	YES
37155961801	MODERATE	YES
37155961802	MODERATE	YES

Robeson, NORTH CAROLINA

Census Tract	Tract Income Class	Minority Tract
37155961900	MODERATE	YES
37155962001	MODERATE	YES
37155962002	MODERATE	YES
Summary Data: Robeson		
Number of Census Tracts		35
Number of Minority Tracts		30
Percentage of Minority Tracts		85.71%
Number of Low Income Tracts		1
Percentage of Low Income Tracts		2.86%
Number of Moderate Income Tracts		23
Percentage of Moderate Income Tracts		65.71%
Number of Middle Income Tracts		9
Percentage of Middle Income Tracts		25.71%
Number of Upper Income Tracts		2
Percentage of Upper Income Tracts		5.71%
Number of NA Income Tracts		0
Percentage of NA Income Tracts		0.00%

Rockingham, NORTH CAROLINA

Census Tract	Tract Income Class	Minority Tract
37157040101	MIDDLE	NO
37157040102	MIDDLE	NO



Rockingham, NORTH CAROLINA

Census Tract	Tract Income Class	Minority Tract
37157040200	MODERATE	NO
37157040300	MIDDLE	NO
37157040400	MODERATE	NO
37157040501	MODERATE	NO
37157040502	MIDDLE	NO
37157040601	MIDDLE	NO
37157040602	MODERATE	NO
37157040700	MIDDLE	NO
37157040800	MIDDLE	NO
37157040900	MODERATE	NO
37157041001	MIDDLE	NO
37157041002	MIDDLE	NO
37157041100	MIDDLE	NO
37157041200	MODERATE	YES
37157041300	MIDDLE	NO
37157041400	MODERATE	YES
37157041501	MIDDLE	NO
37157041502	MIDDLE	NO
37157041601	UPPER	NO
37157041602	UPPER	NO

Rockingham, NORTH CAROLINA

Census Tract	Tract Income Class	Minority Tract
Summary Data: Rockingham		
Number of Census Tracts		22
Number of Minority Tracts		2
Percentage of Minority Tracts		9.09%
Number of Low Income Tracts		0
Percentage of Low Income Tracts		0.00%
Number of Moderate Income Tracts		7
Percentage of Moderate Income Tracts		31.82%
Number of Middle Income Tracts		13
Percentage of Middle Income Tracts		59.09%
Number of Upper Income Tracts		2
Percentage of Upper Income Tracts		9.09%
Number of NA Income Tracts		0
Percentage of NA Income Tracts		0.00%

Rowan, NORTH CAROLINA

Census Tract	Tract Income Class	Minority Tract
37159050201	MODERATE	YES
37159050202	MODERATE	YES
37159050300	MODERATE	YES
37159050400	LOW	YES
37159050500	UPPER	NO

Rowan, NORTH CAROLINA

Census Tract	Tract Income Class	Minority Tract
37159050700	MODERATE	NO
37159050800	MODERATE	YES
37159050901	MODERATE	NO
37159050903	MIDDLE	NO
37159050904	MIDDLE	NO
37159051001	MIDDLE	NO
37159051002	MIDDLE	NO
37159051101	MODERATE	NO
37159051102	MIDDLE	NO
37159051201	MODERATE	NO
37159051202	MIDDLE	NO
37159051204	MIDDLE	YES
37159051301	MIDDLE	NO
37159051302	MIDDLE	NO
37159051303	MODERATE	YES
37159051400	MODERATE	NO
37159051501	MODERATE	NO
37159051502	MODERATE	NO
37159051600	MIDDLE	NO
37159051700	MODERATE	NO
37159051801	MODERATE	NO
37159051802	MIDDLE	NO
37159051901	MIDDLE	NO
37159051903	MIDDLE	NO
37159051904	MODERATE	NO
37159052000	MODERATE	YES



Rowan, NORTH CAROLINA

Census Tract	Tract Income Class	Minority Tract
Summary Data: Rowan		
Number of Census Tracts		31
Number of Minority Tracts		8
Percentage of Minority Tracts		25.81%
Number of Low Income Tracts		1
Percentage of Low Income Tracts		3.23%
Number of Moderate Income Tracts		16
Percentage of Moderate Income Tracts		51.61%
Number of Middle Income Tracts		13
Percentage of Middle Income Tracts		41.94%
Number of Upper Income Tracts		1
Percentage of Upper Income Tracts		3.23%
Number of NA Income Tracts		0
Percentage of NA Income Tracts		0.00%

Rutherford, NORTH CAROLINA

Census Tract	Tract Income Class	Minority Tract
37161960203	MIDDLE	NO
37161960301	MIDDLE	NO
37161960302	UPPER	NO
37161960400	MIDDLE	NO
37161960501	MIDDLE	NO
37161960502	MIDDLE	NO
37161960503	MODERATE	NO
37161960600	MODERATE	NO
37161960700	MIDDLE	NO
37161960800	MODERATE	NO
37161960900	MODERATE	NO
37161961001	MIDDLE	NO
37161961002	MIDDLE	NO
37161961102	MIDDLE	NO
37161961103	MIDDLE	NO
37161961104	MODERATE	NO
37161961200	MIDDLE	NO

Rutherford, NORTH CAROLINA

Census Tract	Tract Income Class	Minority Tract
Summary Data: Rutherford		
Number of Census Tracts		22
Number of Minority Tracts		0
Percentage of Minority Tracts		0.00%
Number of Low Income Tracts		0
Percentage of Low Income Tracts		0.00%
Number of Moderate Income Tracts		5
Percentage of Moderate Income Tracts		22.73%
Number of Middle Income Tracts		16
Percentage of Middle Income Tracts		72.73%
Number of Upper Income Tracts		1
Percentage of Upper Income Tracts		4.55%
Number of NA Income Tracts		0
Percentage of NA Income Tracts		0.00%

Rutherford, NORTH CAROLINA

Census Tract	Tract Income Class	Minority Tract
37161960101	MIDDLE	NO
37161960102	MIDDLE	NO
37161960103	MIDDLE	NO
37161960201	MIDDLE	NO
37161960202	MIDDLE	NO

Sampson, NORTH CAROLINA

Census Tract	Tract Income Class	Minority Tract
37163970101	MODERATE	YES
37163970102	MIDDLE	YES
37163970201	NA	NO
37163970202	MIDDLE	NO
37163970302	MIDDLE	NO



Sampson, NORTH CAROLINA

Census Tract	Tract Income Class	Minority Tract
37163970303	MODERATE	NO
37163970304	MIDDLE	NO
37163970401	UPPER	NO
37163970402	MIDDLE	NO
37163970501	MIDDLE	NO
37163970502	MIDDLE	NO
37163970600	MIDDLE	YES
37163970701	UPPER	NO
37163970702	MIDDLE	YES
37163970801	MIDDLE	YES
37163970802	MIDDLE	YES
37163970900	MIDDLE	YES
37163971001	MIDDLE	YES
37163971002	UPPER	YES
37163971003	MIDDLE	YES

Sampson, NORTH CAROLINA

Census Tract	Tract Income Class	Minority Tract
Summary Data: Sampson		
Number of Census Tracts		20
Number of Minority Tracts		10
Percentage of Minority Tracts		50.00%
Number of Low Income Tracts		0
Percentage of Low Income Tracts		0.00%
Number of Moderate Income Tracts		2
Percentage of Moderate Income Tracts		10.00%
Number of Middle Income Tracts		14
Percentage of Middle Income Tracts		70.00%
Number of Upper Income Tracts		3
Percentage of Upper Income Tracts		15.00%
Number of NA Income Tracts		1
Percentage of NA Income Tracts		5.00%

Scotland, NORTH CAROLINA

Census Tract	Tract Income Class	Minority Tract
37165010101	MIDDLE	NO
37165010102	MODERATE	YES
37165010200	MODERATE	YES
37165010300	LOW	YES
37165010400	MODERATE	YES

Scotland, NORTH CAROLINA

Census Tract	Tract Income Class	Minority Tract
37165010501	MIDDLE	YES
37165010502	MODERATE	NO
37165010601	MIDDLE	YES
37165010602	MIDDLE	NO
Summary Data: Scotland		
Number of Census Tracts		9
Number of Minority Tracts		6
Percentage of Minority Tracts		66.67%
Number of Low Income Tracts		1
Percentage of Low Income Tracts		11.11%
Number of Moderate Income Tracts		4
Percentage of Moderate Income Tracts		44.44%
Number of Middle Income Tracts		4
Percentage of Middle Income Tracts		44.44%
Number of Upper Income Tracts		0
Percentage of Upper Income Tracts		0.00%
Number of NA Income Tracts		0
Percentage of NA Income Tracts		0.00%

Stanly, NORTH CAROLINA

Census Tract	Tract Income Class	Minority Tract
37167930101	UPPER	NO



Stanly, NORTH CAROLINA

Census Tract	Tract Income Class	Minority Tract
37167930102	UPPER	NO
37167930200	MIDDLE	NO
37167930300	UPPER	NO
37167930500	MIDDLE	NO
37167930700	UPPER	NO
37167930801	UPPER	NO
37167930802	UPPER	NO
37167930901	MIDDLE	NO
37167930902	MIDDLE	NO
37167931001	MIDDLE	NO
37167931002	UPPER	NO
37167931101	MIDDLE	NO
37167931102	MIDDLE	NO
37167931202	MIDDLE	NO
37167931203	NA	YES
37167931204	MIDDLE	NO

Stanly, NORTH CAROLINA

Census Tract	Tract Income Class	Minority Tract
Summary Data: Stanly		
Number of Census Tracts		17
Number of Minority Tracts		1
Percentage of Minority Tracts		5.88%
Number of Low Income Tracts		0
Percentage of Low Income Tracts		0.00%
Number of Moderate Income Tracts		0
Percentage of Moderate Income Tracts		0.00%
Number of Middle Income Tracts		9
Percentage of Middle Income Tracts		52.94%
Number of Upper Income Tracts		7
Percentage of Upper Income Tracts		41.18%
Number of NA Income Tracts		1
Percentage of NA Income Tracts		5.88%

Stokes, NORTH CAROLINA

Census Tract	Tract Income Class	Minority Tract
37169070101	MODERATE	NO
37169070102	MIDDLE	NO
37169070200	MODERATE	NO
37169070301	MIDDLE	NO
37169070302	MODERATE	NO

Stokes, NORTH CAROLINA

Census Tract	Tract Income Class	Minority Tract
37169070400	MIDDLE	NO
37169070503	MIDDLE	NO
37169070504	MIDDLE	NO
37169070505	MIDDLE	NO
37169070506	MODERATE	NO
37169070600	MIDDLE	NO
37169070701	MODERATE	NO
37169070702	MODERATE	NO
Summary Data: Stokes		
Number of Census Tracts		13
Number of Minority Tracts		0
Percentage of Minority Tracts		0.00%
Number of Low Income Tracts		0
Percentage of Low Income Tracts		0.00%
Number of Moderate Income Tracts		6
Percentage of Moderate Income Tracts		46.15%
Number of Middle Income Tracts		7
Percentage of Middle Income Tracts		53.85%
Number of Upper Income Tracts		0
Percentage of Upper Income Tracts		0.00%
Number of NA Income Tracts		0
Percentage of NA Income Tracts		0.00%



Surry, NORTH CAROLINA

Census Tract	Tract Income Class	Minority Tract
37171930101	MIDDLE	NO
37171930102	MIDDLE	NO
37171930201	MIDDLE	NO
37171930202	MIDDLE	NO
37171930301	UPPER	NO
37171930302	MIDDLE	NO
37171930400	MIDDLE	NO
37171930501	MODERATE	NO
37171930502	MODERATE	NO
37171930600	MIDDLE	NO
37171930700	UPPER	NO
37171930802	MIDDLE	NO
37171930803	UPPER	NO
37171930804	MIDDLE	NO
37171930901	MIDDLE	NO
37171930902	UPPER	NO
37171931001	MIDDLE	NO
37171931002	MIDDLE	NO
37171931003	MIDDLE	NO
37171931101	MIDDLE	NO
37171931102	UPPER	NO
37171931103	MIDDLE	NO
37171931200	UPPER	NO

Surry, NORTH CAROLINA

Census Tract	Tract Income Class	Minority Tract
Summary Data: Surry		
Number of Census Tracts		23
Number of Minority Tracts		0
Percentage of Minority Tracts		0.00%
Number of Low Income Tracts		0
Percentage of Low Income Tracts		0.00%
Number of Moderate Income Tracts		2
Percentage of Moderate Income Tracts		8.70%
Number of Middle Income Tracts		15
Percentage of Middle Income Tracts		65.22%
Number of Upper Income Tracts		6
Percentage of Upper Income Tracts		26.09%
Number of NA Income Tracts		0
Percentage of NA Income Tracts		0.00%

Swain, NORTH CAROLINA

Census Tract	Tract Income Class	Minority Tract
37173940100	MIDDLE	YES
37173960200	MIDDLE	NO
37173960301	MIDDLE	NO
37173960302	MIDDLE	NO
37173980200	NA	NO

Swain, NORTH CAROLINA

Census Tract	Tract Income Class	Minority Tract
Summary Data: Swain		
Number of Census Tracts		5
Number of Minority Tracts		1
Percentage of Minority Tracts		20.00%
Number of Low Income Tracts		0
Percentage of Low Income Tracts		0.00%
Number of Moderate Income Tracts		0
Percentage of Moderate Income Tracts		0.00%
Number of Middle Income Tracts		4
Percentage of Middle Income Tracts		80.00%
Number of Upper Income Tracts		0
Percentage of Upper Income Tracts		0.00%
Number of NA Income Tracts		1
Percentage of NA Income Tracts		20.00%

Transylvania, NORTH CAROLINA

Census Tract	Tract Income Class	Minority Tract
37175960100	MIDDLE	NO
37175960201	MIDDLE	NO
37175960202	UPPER	NO
37175960301	MIDDLE	NO
37175960302	MIDDLE	NO



Transylvania, NORTH CAROLINA

Census Tract	Tract Income Class	Minority Tract
37175960401	UPPER	NO
37175960403	UPPER	NO
37175960404	MIDDLE	NO
37175960501	MIDDLE	NO
37175960502	MODERATE	NO
37175960601	MIDDLE	NO
37175960602	MIDDLE	NO

Summary Data: Transylvania

Number of Census Tracts	12
Number of Minority Tracts	0
Percentage of Minority Tracts	0.00%
Number of Low Income Tracts	0
Percentage of Low Income Tracts	0.00%
Number of Moderate Income Tracts	1
Percentage of Moderate Income Tracts	8.33%
Number of Middle Income Tracts	8
Percentage of Middle Income Tracts	66.67%
Number of Upper Income Tracts	3
Percentage of Upper Income Tracts	25.00%
Number of NA Income Tracts	0
Percentage of NA Income Tracts	0.00%

Tyrrell, NORTH CAROLINA

Census Tract	Tract Income Class	Minority Tract
37177960100	MIDDLE	NO

Summary Data: Tyrrell

Number of Census Tracts	1
Number of Minority Tracts	0
Percentage of Minority Tracts	0.00%
Number of Low Income Tracts	0
Percentage of Low Income Tracts	0.00%
Number of Moderate Income Tracts	0
Percentage of Moderate Income Tracts	0.00%
Number of Middle Income Tracts	1
Percentage of Middle Income Tracts	100.00%
Number of Upper Income Tracts	0
Percentage of Upper Income Tracts	0.00%
Number of NA Income Tracts	0
Percentage of NA Income Tracts	0.00%

Union, NORTH CAROLINA

Census Tract	Tract Income Class	Minority Tract
37179020100	MIDDLE	NO
37179020203	UPPER	NO
37179020204	MIDDLE	NO
37179020205	MIDDLE	NO

Union, NORTH CAROLINA

Census Tract	Tract Income Class	Minority Tract
37179020206	MIDDLE	NO
37179020305	UPPER	NO
37179020307	MIDDLE	NO
37179020308	UPPER	NO
37179020309	UPPER	NO
37179020310	UPPER	NO
37179020312	MIDDLE	NO
37179020313	MIDDLE	NO
37179020314	MIDDLE	NO
37179020315	UPPER	NO
37179020316	UPPER	NO
37179020317	UPPER	NO
37179020318	MIDDLE	NO
37179020319	MIDDLE	NO
37179020320	MIDDLE	NO
37179020321	MIDDLE	YES
37179020401	MIDDLE	NO
37179020403	MIDDLE	NO
37179020405	MODERATE	NO
37179020406	LOW	YES
37179020501	MIDDLE	YES
37179020502	MODERATE	YES
37179020601	MODERATE	YES
37179020602	MODERATE	YES
37179020701	MODERATE	YES
37179020702	MODERATE	NO
37179020800	MODERATE	NO



Union, NORTH CAROLINA

Census Tract	Tract Income Class	Minority Tract
37179020901	MODERATE	NO
37179020902	MIDDLE	NO
37179021004	UPPER	NO
37179021005	MIDDLE	NO
37179021006	UPPER	NO
37179021007	UPPER	NO
37179021009	UPPER	NO
37179021012	UPPER	NO
37179021013	MIDDLE	NO
37179021014	MIDDLE	NO
37179021015	MIDDLE	NO
37179021016	UPPER	NO
37179021017	UPPER	NO
37179021018	UPPER	NO
37179021019	UPPER	NO
37179021020	UPPER	NO
37179021021	UPPER	NO

Union, NORTH CAROLINA

Census Tract	Tract Income Class	Minority Tract
Summary Data: Union		
Number of Census Tracts		48
Number of Minority Tracts		7
Percentage of Minority Tracts		14.58%
Number of Low Income Tracts		1
Percentage of Low Income Tracts		2.08%
Number of Moderate Income Tracts		8
Percentage of Moderate Income Tracts		16.67%
Number of Middle Income Tracts		20
Percentage of Middle Income Tracts		41.67%
Number of Upper Income Tracts		19
Percentage of Upper Income Tracts		39.58%
Number of NA Income Tracts		0
Percentage of NA Income Tracts		0.00%

Vance, NORTH CAROLINA

Census Tract	Tract Income Class	Minority Tract
37181960100	MIDDLE	YES
37181960200	MIDDLE	YES
37181960300	MIDDLE	NO
37181960400	UPPER	NO
37181960500	MIDDLE	YES

Vance, NORTH CAROLINA

Census Tract	Tract Income Class	Minority Tract
37181960600	MODERATE	YES
37181960700	MODERATE	YES
37181960800	MODERATE	YES
37181960901	UPPER	YES
37181960902	UPPER	NO
37181960903	MODERATE	YES
37181961000	MIDDLE	NO
Summary Data: Vance		
Number of Census Tracts		12
Number of Minority Tracts		8
Percentage of Minority Tracts		66.67%
Number of Low Income Tracts		0
Percentage of Low Income Tracts		0.00%
Number of Moderate Income Tracts		4
Percentage of Moderate Income Tracts		33.33%
Number of Middle Income Tracts		5
Percentage of Middle Income Tracts		41.67%
Number of Upper Income Tracts		3
Percentage of Upper Income Tracts		25.00%
Number of NA Income Tracts		0
Percentage of NA Income Tracts		0.00%



Wake, NORTH CAROLINA


Census Tract	Tract Income Class	Minority Tract
37183050100	UPPER	NO
37183050300	UPPER	NO
37183050400	UPPER	NO
37183050500	MIDDLE	NO
37183050600	MODERATE	YES
37183050700	MODERATE	YES
37183050800	LOW	YES
37183050900	LOW	YES
37183051000	UPPER	NO
37183051101	LOW	NO
37183051102	NA	NO
37183051200	UPPER	NO
37183051400	UPPER	NO
37183051501	UPPER	NO
37183051502	UPPER	NO
37183051600	UPPER	NO
37183051700	UPPER	NO
37183051800	UPPER	NO
37183051900	MODERATE	YES
37183052001	LOW	YES
37183052002	LOW	YES
37183052101	MODERATE	YES
37183052102	MODERATE	YES
37183052303	MODERATE	NO
37183052304	MODERATE	NO
37183052305	NA	NO
37183052306	UPPER	NO

Wake, NORTH CAROLINA

Census Tract	Tract Income Class	Minority Tract
37183052307	NA	NO
37183052401	MIDDLE	NO
37183052404	MIDDLE	NO
37183052407	MIDDLE	NO
37183052408	LOW	YES
37183052409	LOW	YES
37183052410	MODERATE	NO
37183052411	MODERATE	YES
37183052504	UPPER	NO
37183052505	MIDDLE	NO
37183052506	UPPER	NO
37183052507	UPPER	NO
37183052508	UPPER	NO
37183052509	MIDDLE	NO
37183052601	UPPER	NO
37183052602	UPPER	NO
37183052603	UPPER	NO
37183052701	MIDDLE	NO
37183052704	LOW	YES
37183052705	MODERATE	YES
37183052706	MODERATE	YES
37183052707	MODERATE	YES
37183052801	MIDDLE	NO
37183052802	MODERATE	YES
37183052807	MODERATE	YES
37183052809	MODERATE	YES
37183052810	MODERATE	YES

Wake, NORTH CAROLINA

Census Tract	Tract Income Class	Minority Tract
37183052811	LOW	YES
37183052812	MIDDLE	NO
37183052813	MODERATE	NO
37183052814	MIDDLE	YES
37183052815	LOW	YES
37183052816	MODERATE	YES
37183052901	MIDDLE	NO
37183052902	MIDDLE	NO
37183052903	MIDDLE	NO
37183052905	MIDDLE	NO
37183052906	MIDDLE	NO
37183053003	MIDDLE	NO
37183053004	UPPER	NO
37183053005	UPPER	NO
37183053006	UPPER	NO
37183053007	UPPER	NO
37183053009	MIDDLE	NO
37183053010	UPPER	NO
37183053011	MODERATE	NO
37183053105	MIDDLE	NO
37183053106	MIDDLE	NO
37183053109	MIDDLE	NO
37183053110	UPPER	NO
37183053111	MIDDLE	NO
37183053112	MIDDLE	NO
37183053113	MIDDLE	NO
37183053114	MIDDLE	NO



Wake, NORTH CAROLINA

Census Tract	Tract Income Class	Minority Tract
37183053115	MODERATE	NO
37183053202	MIDDLE	NO
37183053203	UPPER	NO
37183053204	MIDDLE	NO
37183053205	UPPER	NO
37183053206	MIDDLE	NO
37183053208	UPPER	NO
37183053209	UPPER	NO
37183053210	UPPER	NO
37183053211	UPPER	NO
37183053405	UPPER	NO
37183053408	UPPER	NO
37183053409	UPPER	NO
37183053410	UPPER	YES
37183053411	UPPER	YES
37183053415	UPPER	NO
37183053417	MIDDLE	NO
37183053419	UPPER	NO
37183053421	MIDDLE	NO
37183053422	UPPER	NO
37183053423	MIDDLE	NO
37183053424	UPPER	NO
37183053425	UPPER	YES
37183053426	NA	YES
37183053427	UPPER	NO
37183053428	UPPER	NO
37183053429	MIDDLE	NO

Wake, NORTH CAROLINA

Census Tract	Tract Income Class	Minority Tract
37183053430	UPPER	NO
37183053431	MIDDLE	NO
37183053432	MIDDLE	NO
37183053433	UPPER	NO
37183053434	UPPER	NO
37183053435	UPPER	NO
37183053436	MIDDLE	NO
37183053505	UPPER	NO
37183053506	UPPER	NO
37183053507	MIDDLE	NO
37183053509	UPPER	NO
37183053512	MIDDLE	NO
37183053513	MIDDLE	YES
37183053516	MIDDLE	NO
37183053517	MODERATE	YES
37183053518	MIDDLE	NO
37183053519	MODERATE	NO
37183053520	MIDDLE	NO
37183053521	UPPER	NO
37183053522	UPPER	YES
37183053523	UPPER	NO
37183053524	MIDDLE	NO
37183053525	MIDDLE	NO
37183053603	UPPER	NO
37183053604	UPPER	NO
37183053608	UPPER	YES
37183053609	MIDDLE	YES

Wake, NORTH CAROLINA

Census Tract	Tract Income Class	Minority Tract
37183053611	UPPER	YES
37183053612	MIDDLE	YES
37183053613	UPPER	YES
37183053614	UPPER	NO
37183053615	UPPER	YES
37183053616	UPPER	NO
37183053617	UPPER	YES
37183053618	MIDDLE	YES
37183053619	MODERATE	YES
37183053620	UPPER	YES
37183053711	UPPER	NO
37183053712	UPPER	NO
37183053713	LOW	NO
37183053714	UPPER	NO
37183053715	MIDDLE	NO
37183053716	MIDDLE	NO
37183053717	MIDDLE	YES
37183053718	UPPER	NO
37183053719	UPPER	NO
37183053720	UPPER	NO
37183053721	UPPER	NO
37183053722	UPPER	NO
37183053723	MODERATE	NO
37183053724	UPPER	NO
37183053725	MIDDLE	NO
37183053726	MIDDLE	NO
37183053727	UPPER	NO



Wake, NORTH CAROLINA


Census Tract	Tract Income Class	Minority Tract
37183053728	MODERATE	NO
37183053729	MIDDLE	NO
37183053730	MODERATE	NO
37183053803	UPPER	NO
37183053804	UPPER	NO
37183053805	UPPER	NO
37183053806	UPPER	NO
37183053807	UPPER	NO
37183053808	UPPER	NO
37183053901	UPPER	NO
37183053902	UPPER	NO
37183054001	MIDDLE	NO
37183054004	MODERATE	NO
37183054006	MODERATE	NO
37183054007	MIDDLE	NO
37183054008	LOW	YES
37183054011	UPPER	NO
37183054012	MIDDLE	NO
37183054015	MODERATE	YES
37183054016	UPPER	NO
37183054017	MIDDLE	NO
37183054018	LOW	YES
37183054019	UPPER	NO
37183054020	MIDDLE	NO
37183054021	UPPER	NO
37183054022	MIDDLE	YES
37183054023	MODERATE	YES

Wake, NORTH CAROLINA

Census Tract	Tract Income Class	Minority Tract
37183054106	MODERATE	YES
37183054108	MODERATE	YES
37183054109	MIDDLE	YES
37183054111	MIDDLE	NO
37183054112	MODERATE	YES
37183054113	MIDDLE	YES
37183054114	MIDDLE	YES
37183054115	MIDDLE	YES
37183054116	MODERATE	YES
37183054117	MIDDLE	YES
37183054118	MODERATE	YES
37183054119	MIDDLE	YES
37183054120	UPPER	NO
37183054121	MIDDLE	YES
37183054203	UPPER	NO
37183054204	MIDDLE	NO
37183054206	MIDDLE	NO
37183054212	MIDDLE	NO
37183054213	UPPER	NO
37183054214	UPPER	NO
37183054215	MIDDLE	NO
37183054216	MIDDLE	NO
37183054217	UPPER	NO
37183054218	MIDDLE	YES
37183054219	UPPER	NO
37183054220	MIDDLE	NO
37183054221	MIDDLE	NO

Wake, NORTH CAROLINA

Census Tract	Tract Income Class	Minority Tract
37183054222	UPPER	NO
37183054223	MODERATE	NO
37183054224	MODERATE	NO
37183054303	NA	YES
37183054304	MIDDLE	NO
37183054305	MODERATE	YES
37183054306	LOW	YES
37183054402	MIDDLE	NO
37183054403	MIDDLE	YES
37183054404	MODERATE	YES
37183054501	MIDDLE	YES
37183054502	LOW	YES
37183980100	NA	YES
37183980200	NA	NO



Wake, NORTH CAROLINA

Census Tract	Tract Income Class	Minority Tract
Summary Data: Wake		
Number of Census Tracts		230
Number of Minority Tracts		68
Percentage of Minority Tracts		29.57%
Number of Low Income Tracts		15
Percentage of Low Income Tracts		6.52%
Number of Moderate Income Tracts		39
Percentage of Moderate Income Tracts		16.96%
Number of Middle Income Tracts		77
Percentage of Middle Income Tracts		33.48%
Number of Upper Income Tracts		92
Percentage of Upper Income Tracts		40.00%
Number of NA Income Tracts		7
Percentage of NA Income Tracts		3.04%

Warren, NORTH CAROLINA

Census Tract	Tract Income Class	Minority Tract
37185950101	UPPER	NO
37185950102	MIDDLE	NO
37185950103	MODERATE	YES
37185950201	MIDDLE	YES
37185950202	NA	YES

Warren, NORTH CAROLINA

Census Tract	Tract Income Class	Minority Tract
37185950300	MODERATE	YES
37185950400	MODERATE	YES
Summary Data: Warren		
Number of Census Tracts		7
Number of Minority Tracts		5
Percentage of Minority Tracts		71.43%
Number of Low Income Tracts		0
Percentage of Low Income Tracts		0.00%
Number of Moderate Income Tracts		3
Percentage of Moderate Income Tracts		42.86%
Number of Middle Income Tracts		2
Percentage of Middle Income Tracts		28.57%
Number of Upper Income Tracts		1
Percentage of Upper Income Tracts		14.29%
Number of NA Income Tracts		1
Percentage of NA Income Tracts		14.29%

Washington, NORTH CAROLINA

Census Tract	Tract Income Class	Minority Tract
37187950100	MODERATE	YES
37187950201	LOW	YES
37187950202	UPPER	YES

Washington, NORTH CAROLINA

Census Tract	Tract Income Class	Minority Tract
37187950300	MIDDLE	NO
Summary Data: Washington		
Number of Census Tracts		4
Number of Minority Tracts		3
Percentage of Minority Tracts		75.00%
Number of Low Income Tracts		1
Percentage of Low Income Tracts		25.00%
Number of Moderate Income Tracts		1
Percentage of Moderate Income Tracts		25.00%
Number of Middle Income Tracts		1
Percentage of Middle Income Tracts		25.00%
Number of Upper Income Tracts		1
Percentage of Upper Income Tracts		25.00%
Number of NA Income Tracts		0
Percentage of NA Income Tracts		0.00%

Watauga, NORTH CAROLINA

Census Tract	Tract Income Class	Minority Tract
37189920100	MIDDLE	NO
37189920200	MIDDLE	NO
37189920300	UPPER	NO
37189920400	UPPER	NO



Watauga, NORTH CAROLINA

Census Tract	Tract Income Class	Minority Tract
37189920500	UPPER	NO
37189920601	NA	NO
37189920602	UPPER	NO
37189920701	MIDDLE	NO
37189920702	UPPER	NO
37189920703	UPPER	NO
37189920800	UPPER	NO
37189920900	UPPER	NO
37189921000	UPPER	NO

Summary Data: Watauga

Number of Census Tracts	13
Number of Minority Tracts	0
Percentage of Minority Tracts	0.00%
Number of Low Income Tracts	0
Percentage of Low Income Tracts	0.00%
Number of Moderate Income Tracts	0
Percentage of Moderate Income Tracts	0.00%
Number of Middle Income Tracts	3
Percentage of Middle Income Tracts	23.08%
Number of Upper Income Tracts	9
Percentage of Upper Income Tracts	69.23%
Number of NA Income Tracts	1
Percentage of NA Income Tracts	7.69%

Wayne, NORTH CAROLINA

Census Tract	Tract Income Class	Minority Tract
37191000102	UPPER	NO
37191000103	MODERATE	NO
37191000104	MIDDLE	NO
37191000200	MIDDLE	NO
37191000302	MIDDLE	YES
37191000303	UPPER	NO
37191000304	MIDDLE	NO
37191000401	UPPER	NO
37191000402	MIDDLE	YES
37191000500	MIDDLE	NO
37191000601	MODERATE	YES
37191000603	MIDDLE	YES
37191000604	MODERATE	YES
37191000700	MIDDLE	YES
37191000800	MIDDLE	NO
37191000901	MIDDLE	NO
37191000902	MODERATE	YES
37191001000	MIDDLE	NO
37191001102	MIDDLE	NO
37191001103	UPPER	NO
37191001104	MIDDLE	NO
37191001200	MODERATE	YES
37191001301	UPPER	YES
37191001302	MIDDLE	YES
37191001401	MIDDLE	YES
37191001402	NA	YES
37191001500	MODERATE	YES

Wayne, NORTH CAROLINA

Census Tract	Tract Income Class	Minority Tract
37191001800	LOW	YES
37191001900	LOW	YES
37191002000	MODERATE	YES

Summary Data: Wayne

Number of Census Tracts	30
Number of Minority Tracts	16
Percentage of Minority Tracts	53.33%
Number of Low Income Tracts	2
Percentage of Low Income Tracts	6.67%
Number of Moderate Income Tracts	7
Percentage of Moderate Income Tracts	23.33%
Number of Middle Income Tracts	15
Percentage of Middle Income Tracts	50.00%
Number of Upper Income Tracts	5
Percentage of Upper Income Tracts	16.67%
Number of NA Income Tracts	1
Percentage of NA Income Tracts	3.33%

Wilkes, NORTH CAROLINA

Census Tract	Tract Income Class	Minority Tract
37193960101	MIDDLE	NO
37193960102	MIDDLE	NO



Wilkes, NORTH CAROLINA

Census Tract	Tract Income Class	Minority Tract
37193960200	MIDDLE	NO
37193960300	MIDDLE	NO
37193960401	MIDDLE	NO
37193960402	MIDDLE	NO
37193960500	MIDDLE	NO
37193960600	MIDDLE	NO
37193960700	MODERATE	NO
37193960801	MIDDLE	NO
37193960802	MIDDLE	NO
37193960901	MIDDLE	NO
37193960902	UPPER	NO
37193961001	MIDDLE	NO
37193961002	MIDDLE	NO
37193961100	MIDDLE	NO
37193961201	UPPER	NO
37193961202	MIDDLE	NO

Wilkes, NORTH CAROLINA

Census Tract	Tract Income Class	Minority Tract
Summary Data: Wilkes		
Number of Census Tracts		18
Number of Minority Tracts		0
Percentage of Minority Tracts		0.00%
Number of Low Income Tracts		0
Percentage of Low Income Tracts		0.00%
Number of Moderate Income Tracts		1
Percentage of Moderate Income Tracts		5.56%
Number of Middle Income Tracts		15
Percentage of Middle Income Tracts		83.33%
Number of Upper Income Tracts		2
Percentage of Upper Income Tracts		11.11%
Number of NA Income Tracts		0
Percentage of NA Income Tracts		0.00%

Wilson, NORTH CAROLINA

Census Tract	Tract Income Class	Minority Tract
37195000100	MODERATE	YES
37195000200	LOW	YES
37195000300	MODERATE	YES
37195000401	MIDDLE	YES
37195000402	MIDDLE	YES

Wilson, NORTH CAROLINA

Census Tract	Tract Income Class	Minority Tract
37195000501	UPPER	NO
37195000502	UPPER	NO
37195000601	NA	YES
37195000602	UPPER	NO
37195000701	MIDDLE	YES
37195000702	LOW	YES
37195000801	LOW	YES
37195000802	MODERATE	YES
37195000900	MIDDLE	NO
37195001000	UPPER	YES
37195001100	MIDDLE	NO
37195001200	MODERATE	YES
37195001301	MIDDLE	NO
37195001302	MIDDLE	NO
37195001401	UPPER	NO
37195001402	MIDDLE	YES
37195001501	UPPER	NO
37195001502	UPPER	NO
37195001600	MIDDLE	NO
37195001700	MIDDLE	NO

Wilson, NORTH CAROLINA

Census Tract	Tract Income Class	Minority Tract
Summary Data: Wilson		
Number of Census Tracts		25
Number of Minority Tracts		13
Percentage of Minority Tracts		52.00%
Number of Low Income Tracts		3
Percentage of Low Income Tracts		12.00%
Number of Moderate Income Tracts		4
Percentage of Moderate Income Tracts		16.00%
Number of Middle Income Tracts		10
Percentage of Middle Income Tracts		40.00%
Number of Upper Income Tracts		7
Percentage of Upper Income Tracts		28.00%
Number of NA Income Tracts		1
Percentage of NA Income Tracts		4.00%

Yadkin, NORTH CAROLINA

Census Tract	Tract Income Class	Minority Tract
37197050101	MIDDLE	NO
37197050102	MIDDLE	NO
37197050200	MIDDLE	NO
37197050300	MIDDLE	NO
37197050401	MODERATE	NO

Yadkin, NORTH CAROLINA

Census Tract	Tract Income Class	Minority Tract
37197050402	MIDDLE	NO
37197050502	MIDDLE	NO
37197050503	MIDDLE	NO
37197050504	MIDDLE	NO
Summary Data: Yadkin		
Number of Census Tracts		9
Number of Minority Tracts		0
Percentage of Minority Tracts		0.00%
Number of Low Income Tracts		0
Percentage of Low Income Tracts		0.00%
Number of Moderate Income Tracts		1
Percentage of Moderate Income Tracts		11.11%
Number of Middle Income Tracts		8
Percentage of Middle Income Tracts		88.89%
Number of Upper Income Tracts		0
Percentage of Upper Income Tracts		0.00%
Number of NA Income Tracts		0
Percentage of NA Income Tracts		0.00%

Yancey, NORTH CAROLINA

Census Tract	Tract Income Class	Minority Tract
37199960101	MIDDLE	NO

Yancey, NORTH CAROLINA

Census Tract	Tract Income Class	Minority Tract
37199960102	MIDDLE	NO
37199960200	MIDDLE	NO
37199960300	MIDDLE	NO
37199960400	MIDDLE	NO
Summary Data: Yancey		
Number of Census Tracts		5
Number of Minority Tracts		0
Percentage of Minority Tracts		0.00%
Number of Low Income Tracts		0
Percentage of Low Income Tracts		0.00%
Number of Moderate Income Tracts		0
Percentage of Moderate Income Tracts		0.00%
Number of Middle Income Tracts		5
Percentage of Middle Income Tracts		100.00%
Number of Upper Income Tracts		0
Percentage of Upper Income Tracts		0.00%
Number of NA Income Tracts		0
Percentage of NA Income Tracts		0.00%



Assessment Area Summary Data:	Number of Census Tracts:	2,672
--------------------------------------	---------------------------------	-------

Number of Minority Tracts	Number of Low Income Tracts	Number of Moderate Income Tracts	Number of Middle Income Tracts	Number of Upper Income Tracts	Number of NA Income Tracts
795	136	610	1,139	718	69

Percentage of Minority Tracts	Percentage of Low Income Tracts	Percentage of Moderate Income Tracts	Percentage of Middle Income Tracts	Percentage of Upper Income Tracts	Percentage of NA Income Tracts
29.75%	5.09%	22.83%	42.63%	26.87%	2.58%

