

GeoDataVision Report D-1 Census Tract Reference Book 2022

Tract Income Classification and Minority Status—Based on Census data released by the FFIEC April 2022

Carson City, NEVADA

Census Tract	Tract Income Class	Minority Tract
32510000100	UPPER	NO
32510000200	UPPER	NO
32510000300	UPPER	NO
32510000400	MIDDLE	NO
32510000501	MIDDLE	NO
32510000502	MIDDLE	NO
32510000601	MIDDLE	NO
32510000602	MIDDLE	NO
32510000701	MIDDLE	NO
32510000702	MIDDLE	NO
32510000800	UPPER	NO
32510000900	MIDDLE	NO
32510001001	MODERATE	YES
32510001002	MIDDLE	NO
32510990000	NA	NO

Carson City, NEVADA

Census Tract	Tract Income Class	Minority Tract
Summary Data: Carson City		
Number of Census Tracts		15
Number of Minority Tracts		1
Percentage of Minority Tracts		6.67%
Number of Low Income Tracts		0
Percentage of Low Income Tracts		0.00%
Number of Moderate Income Tracts		1
Percentage of Moderate Income Tracts		6.67%
Number of Middle Income Tracts		9
Percentage of Middle Income Tracts		60.00%
Number of Upper Income Tracts		4
Percentage of Upper Income Tracts		26.67%
Number of NA Income Tracts		1
Percentage of NA Income Tracts		6.67%

Churchill, NEVADA

Census Tract	Tract Income Class	Minority Tract
32001950100	MIDDLE	NO
32001950301	MODERATE	NO
32001950302	MIDDLE	NO
32001950400	NA	NO

Churchill, NEVADA

Census Tract	Tract Income Class	Minority Tract
32001950500	MIDDLE	NO
32001950600	MIDDLE	NO
32001950700	MIDDLE	NO
Summary Data: Churchill		
Number of Census Tracts		7
Number of Minority Tracts		0
Percentage of Minority Tracts		0.00%
Number of Low Income Tracts		0
Percentage of Low Income Tracts		0.00%
Number of Moderate Income Tracts		1
Percentage of Moderate Income Tracts		14.29%
Number of Middle Income Tracts		5
Percentage of Middle Income Tracts		71.43%
Number of Upper Income Tracts		0
Percentage of Upper Income Tracts		0.00%
Number of NA Income Tracts		1
Percentage of NA Income Tracts		14.29%

Clark, NEVADA

Census Tract	Tract Income Class	Minority Tract
32003000101	MIDDLE	YES



Clark, NEVADA

Census Tract	Tract Income Class	Minority Tract
32003000103	MODERATE	YES
32003000105	MIDDLE	YES
32003000106	MODERATE	YES
32003000107	MODERATE	YES
32003000108	MODERATE	YES
32003000109	MODERATE	YES
32003000201	LOW	YES
32003000203	MODERATE	YES
32003000204	UPPER	NO
32003000301	MODERATE	YES
32003000302	LOW	YES
32003000401	MODERATE	YES
32003000402	LOW	YES
32003000403	MODERATE	YES
32003000510	MODERATE	YES
32003000513	MODERATE	YES
32003000514	LOW	YES
32003000515	MODERATE	YES
32003000516	LOW	YES
32003000517	MIDDLE	YES
32003000518	MODERATE	YES
32003000519	MODERATE	YES
32003000520	MODERATE	YES
32003000521	LOW	YES
32003000522	LOW	YES
32003000523	LOW	YES
32003000524	LOW	YES

Clark, NEVADA

Census Tract	Tract Income Class	Minority Tract
32003000525	MODERATE	YES
32003000526	MODERATE	YES
32003000527	MODERATE	YES
32003000528	LOW	YES
32003000600	LOW	YES
32003000700	UPPER	YES
32003001003	MODERATE	YES
32003001004	MODERATE	YES
32003001005	UPPER	NO
32003001006	MIDDLE	NO
32003001100	LOW	YES
32003001200	MODERATE	YES
32003001300	MIDDLE	YES
32003001401	MODERATE	YES
32003001402	MIDDLE	YES
32003001501	LOW	YES
32003001502	MODERATE	YES
32003001607	MODERATE	YES
32003001608	LOW	YES
32003001609	MIDDLE	YES
32003001610	MIDDLE	YES
32003001611	MIDDLE	YES
32003001613	MODERATE	YES
32003001614	MODERATE	YES
32003001615	MODERATE	YES
32003001706	MIDDLE	NO
32003001707	UPPER	YES

Clark, NEVADA

Census Tract	Tract Income Class	Minority Tract
32003001708	MIDDLE	YES
32003001709	MIDDLE	YES
32003001710	MODERATE	YES
32003001711	MODERATE	YES
32003001712	MIDDLE	YES
32003001713	MIDDLE	YES
32003001714	MIDDLE	YES
32003001715	MODERATE	YES
32003001716	MIDDLE	YES
32003001717	UPPER	NO
32003001718	MODERATE	YES
32003001801	MODERATE	YES
32003001803	MODERATE	YES
32003001804	MODERATE	YES
32003001901	LOW	YES
32003001902	MODERATE	YES
32003002000	MODERATE	YES
32003002201	MODERATE	YES
32003002203	MODERATE	YES
32003002204	LOW	YES
32003002206	MODERATE	YES
32003002207	LOW	YES
32003002302	MIDDLE	NO
32003002303	NA	NO
32003002403	LOW	YES
32003002404	LOW	YES
32003002405	MODERATE	YES



Clark, NEVADA

Census Tract	Tract Income Class	Minority Tract
32003002406	MODERATE	YES
32003002501	MIDDLE	YES
32003002504	MODERATE	YES
32003002505	LOW	YES
32003002506	MODERATE	YES
32003002603	LOW	YES
32003002604	MODERATE	YES
32003002605	MODERATE	YES
32003002706	LOW	YES
32003002707	MIDDLE	YES
32003002708	LOW	YES
32003002808	UPPER	NO
32003002810	MODERATE	YES
32003002811	UPPER	NO
32003002814	UPPER	YES
32003002821	MODERATE	YES
32003002822	MODERATE	YES
32003002823	MODERATE	YES
32003002824	UPPER	NO
32003002825	MIDDLE	YES
32003002826	MIDDLE	YES
32003002827	MIDDLE	YES
32003002828	UPPER	NO
32003002829	MIDDLE	NO
32003002830	MIDDLE	YES
32003002831	MIDDLE	YES
32003002833	MIDDLE	YES

Clark, NEVADA

Census Tract	Tract Income Class	Minority Tract
32003002834	MIDDLE	YES
32003002835	MIDDLE	YES
32003002836	MIDDLE	YES
32003002837	UPPER	NO
32003002838	UPPER	NO
32003002841	UPPER	YES
32003002842	MIDDLE	YES
32003002844	MIDDLE	YES
32003002845	MODERATE	YES
32003002846	MIDDLE	YES
32003002847	MODERATE	YES
32003002848	MIDDLE	YES
32003002849	UPPER	YES
32003002850	MIDDLE	YES
32003002851	MIDDLE	YES
32003002852	UPPER	YES
32003002853	MIDDLE	YES
32003002901	UPPER	YES
32003002902	MIDDLE	YES
32003002905	MODERATE	YES
32003002915	MIDDLE	NO
32003002916	MIDDLE	NO
32003002919	MIDDLE	YES
32003002935	MIDDLE	YES
32003002936	MIDDLE	YES
32003002937	MODERATE	YES
32003002938	UPPER	YES

Clark, NEVADA

Census Tract	Tract Income Class	Minority Tract
32003002939	UPPER	NO
32003002940	MIDDLE	YES
32003002941	MIDDLE	YES
32003002942	MIDDLE	YES
32003002944	MIDDLE	YES
32003002946	MODERATE	YES
32003002947	UPPER	NO
32003002948	MODERATE	YES
32003002949	MIDDLE	YES
32003002950	MODERATE	YES
32003002952	MIDDLE	YES
32003002953	MIDDLE	YES
32003002954	LOW	YES
32003002956	MODERATE	YES
32003002957	UPPER	NO
32003002958	MIDDLE	YES
32003002961	UPPER	NO
32003002962	MIDDLE	YES
32003002964	MODERATE	YES
32003002965	MODERATE	YES
32003002966	MODERATE	YES
32003002967	MODERATE	YES
32003002968	MODERATE	YES
32003002969	MODERATE	YES
32003002970	MIDDLE	YES
32003002974	MIDDLE	YES
32003002975	UPPER	YES



Clark, NEVADA

Census Tract	Tract Income Class	Minority Tract
32003002976	MIDDLE	YES
32003002977	UPPER	YES
32003002978	UPPER	YES
32003002979	UPPER	YES
32003002980	MIDDLE	YES
32003002981	MIDDLE	YES
32003002982	MIDDLE	YES
32003002983	MIDDLE	YES
32003002985	MIDDLE	YES
32003002995	LOW	YES
32003002996	MODERATE	YES
32003002997	MODERATE	YES
32003002998	MIDDLE	YES
32003003001	MIDDLE	YES
32003003003	MIDDLE	YES
32003003004	MIDDLE	YES
32003003005	MIDDLE	YES
32003003006	MIDDLE	YES
32003003102	MODERATE	YES
32003003103	MIDDLE	YES
32003003104	MODERATE	YES
32003003204	UPPER	NO
32003003208	UPPER	NO
32003003210	MIDDLE	NO
32003003211	MIDDLE	NO
32003003213	MIDDLE	NO
32003003214	MIDDLE	NO

Clark, NEVADA

Census Tract	Tract Income Class	Minority Tract
32003003215	UPPER	NO
32003003218	UPPER	NO
32003003219	MIDDLE	NO
32003003220	MODERATE	YES
32003003222	MIDDLE	NO
32003003223	UPPER	NO
32003003226	UPPER	NO
32003003227	UPPER	NO
32003003228	MIDDLE	YES
32003003229	UPPER	YES
32003003233	UPPER	NO
32003003234	MIDDLE	YES
32003003235	UPPER	NO
32003003236	UPPER	NO
32003003237	UPPER	NO
32003003239	MIDDLE	NO
32003003240	UPPER	NO
32003003241	MIDDLE	NO
32003003242	UPPER	NO
32003003243	UPPER	YES
32003003244	UPPER	YES
32003003245	MIDDLE	YES
32003003246	MIDDLE	YES
32003003247	UPPER	NO
32003003248	MIDDLE	NO
32003003249	UPPER	NO
32003003250	UPPER	NO

Clark, NEVADA

Census Tract	Tract Income Class	Minority Tract
32003003251	UPPER	NO
32003003252	UPPER	NO
32003003253	MIDDLE	YES
32003003254	MIDDLE	YES
32003003260	MODERATE	YES
32003003261	UPPER	NO
32003003262	MIDDLE	NO
32003003263	MIDDLE	NO
32003003264	UPPER	NO
32003003265	UPPER	NO
32003003266	MIDDLE	NO
32003003267	UPPER	NO
32003003268	UPPER	NO
32003003269	MIDDLE	NO
32003003270	MIDDLE	YES
32003003303	MIDDLE	YES
32003003305	UPPER	NO
32003003306	MIDDLE	NO
32003003307	MIDDLE	NO
32003003308	UPPER	NO
32003003309	UPPER	NO
32003003311	UPPER	NO
32003003312	UPPER	NO
32003003313	MIDDLE	NO
32003003314	UPPER	NO
32003003315	UPPER	NO
32003003316	UPPER	NO



Clark, NEVADA

Census Tract	Tract Income Class	Minority Tract
32003003317	MIDDLE	NO
32003003318	MIDDLE	NO
32003003319	UPPER	NO
32003003320	MIDDLE	NO
32003003321	UPPER	NO
32003003322	UPPER	NO
32003003323	UPPER	NO
32003003408	MIDDLE	YES
32003003409	MIDDLE	YES
32003003410	MIDDLE	NO
32003003411	MIDDLE	YES
32003003412	MIDDLE	YES
32003003413	MODERATE	YES
32003003414	UPPER	NO
32003003415	MODERATE	YES
32003003416	MIDDLE	YES
32003003418	MODERATE	YES
32003003419	MODERATE	YES
32003003420	MODERATE	YES
32003003421	MIDDLE	YES
32003003422	MODERATE	YES
32003003423	MODERATE	YES
32003003426	MODERATE	YES
32003003427	MODERATE	YES
32003003428	MODERATE	YES
32003003429	MIDDLE	YES
32003003430	MODERATE	YES

Clark, NEVADA

Census Tract	Tract Income Class	Minority Tract
32003003431	MODERATE	YES
32003003500	MODERATE	YES
32003003609	MIDDLE	YES
32003003610	MIDDLE	YES
32003003613	MIDDLE	YES
32003003615	MIDDLE	YES
32003003616	MODERATE	YES
32003003617	MIDDLE	YES
32003003619	UPPER	YES
32003003620	UPPER	YES
32003003621	MIDDLE	NO
32003003626	UPPER	YES
32003003627	MIDDLE	YES
32003003630	MIDDLE	YES
32003003631	MIDDLE	YES
32003003632	MIDDLE	YES
32003003633	MIDDLE	YES
32003003634	MIDDLE	YES
32003003635	MIDDLE	YES
32003003636	UPPER	YES
32003003637	MIDDLE	YES
32003003638	MIDDLE	YES
32003003639	MIDDLE	YES
32003003640	MODERATE	YES
32003003641	MIDDLE	YES
32003003642	MIDDLE	YES
32003003643	MIDDLE	YES

Clark, NEVADA

Census Tract	Tract Income Class	Minority Tract
32003003644	MIDDLE	YES
32003003645	MIDDLE	YES
32003003646	MIDDLE	YES
32003003647	MIDDLE	YES
32003003648	MIDDLE	YES
32003003649	MIDDLE	YES
32003003650	MIDDLE	YES
32003003651	MIDDLE	YES
32003003652	MIDDLE	YES
32003003653	UPPER	YES
32003003654	MODERATE	YES
32003003655	MIDDLE	YES
32003003656	MIDDLE	YES
32003003657	MODERATE	YES
32003003658	UPPER	YES
32003003659	UPPER	YES
32003003660	UPPER	YES
32003003661	MIDDLE	YES
32003003662	UPPER	YES
32003003663	MIDDLE	YES
32003003664	MIDDLE	YES
32003003665	MIDDLE	YES
32003003666	MIDDLE	YES
32003003700	MODERATE	YES
32003003800	LOW	YES
32003004000	LOW	YES
32003004100	MODERATE	YES



Clark, NEVADA


Census Tract	Tract Income Class	Minority Tract
32003004200	MODERATE	YES
32003004301	LOW	YES
32003004302	LOW	YES
32003004401	MODERATE	YES
32003004402	LOW	YES
32003004500	MODERATE	YES
32003004601	MODERATE	YES
32003004602	LOW	YES
32003004703	MODERATE	YES
32003004707	MODERATE	YES
32003004709	MODERATE	YES
32003004710	LOW	YES
32003004712	LOW	YES
32003004713	LOW	YES
32003004714	MODERATE	YES
32003004715	MODERATE	YES
32003004716	MODERATE	YES
32003004717	MODERATE	YES
32003004907	MIDDLE	YES
32003004910	MIDDLE	YES
32003004911	MODERATE	YES
32003004912	MODERATE	YES
32003004914	MIDDLE	YES
32003004915	MODERATE	YES
32003004916	MIDDLE	YES
32003004917	MIDDLE	YES
32003004918	MIDDLE	YES

Clark, NEVADA

Census Tract	Tract Income Class	Minority Tract
32003004919	MIDDLE	YES
32003004920	MODERATE	YES
32003004921	LOW	YES
32003004923	MIDDLE	YES
32003004924	MIDDLE	YES
32003004925	MODERATE	YES
32003004926	MIDDLE	YES
32003005005	MODERATE	YES
32003005006	LOW	YES
32003005007	MIDDLE	YES
32003005010	LOW	YES
32003005011	MIDDLE	YES
32003005012	MIDDLE	YES
32003005013	MIDDLE	YES
32003005014	MODERATE	YES
32003005015	MIDDLE	YES
32003005016	MIDDLE	YES
32003005017	MIDDLE	YES
32003005102	MIDDLE	NO
32003005103	MIDDLE	YES
32003005104	MIDDLE	NO
32003005106	MIDDLE	NO
32003005107	UPPER	NO
32003005108	MIDDLE	NO
32003005110	UPPER	YES
32003005111	MIDDLE	YES
32003005112	UPPER	YES

Clark, NEVADA

Census Tract	Tract Income Class	Minority Tract
32003005113	MIDDLE	YES
32003005114	MIDDLE	YES
32003005115	UPPER	NO
32003005116	MIDDLE	YES
32003005200	MODERATE	NO
32003005311	MIDDLE	YES
32003005312	UPPER	NO
32003005313	UPPER	NO
32003005314	UPPER	NO
32003005316	MIDDLE	NO
32003005317	UPPER	NO
32003005318	UPPER	NO
32003005319	UPPER	NO
32003005320	MIDDLE	NO
32003005321	UPPER	NO
32003005322	UPPER	NO
32003005333	UPPER	NO
32003005335	UPPER	NO
32003005336	MIDDLE	NO
32003005337	UPPER	NO
32003005338	MIDDLE	NO
32003005341	UPPER	NO
32003005342	MIDDLE	NO
32003005343	MIDDLE	NO
32003005346	MIDDLE	YES
32003005347	MIDDLE	NO
32003005348	UPPER	NO



Clark, NEVADA

Census Tract	Tract Income Class	Minority Tract
32003005349	UPPER	NO
32003005350	UPPER	NO
32003005351	UPPER	NO
32003005352	UPPER	NO
32003005353	UPPER	NO
32003005354	UPPER	NO
32003005355	MIDDLE	NO
32003005356	UPPER	NO
32003005358	UPPER	NO
32003005360	MODERATE	NO
32003005361	UPPER	NO
32003005362	UPPER	NO
32003005363	UPPER	YES
32003005364	UPPER	NO
32003005365	UPPER	NO
32003005366	UPPER	NO
32003005421	MODERATE	NO
32003005422	MODERATE	NO
32003005423	MIDDLE	YES
32003005432	MIDDLE	NO
32003005433	UPPER	NO
32003005434	UPPER	NO
32003005435	UPPER	NO
32003005437	UPPER	NO
32003005438	MODERATE	YES
32003005439	MIDDLE	YES
32003005440	MIDDLE	YES

Clark, NEVADA

Census Tract	Tract Income Class	Minority Tract
32003005441	UPPER	NO
32003005442	MIDDLE	YES
32003005501	MIDDLE	NO
32003005502	UPPER	NO
32003005503	MIDDLE	NO
32003005504	MIDDLE	NO
32003005607	MODERATE	NO
32003005612	MIDDLE	NO
32003005613	UPPER	NO
32003005614	MODERATE	YES
32003005615	MODERATE	NO
32003005702	MODERATE	NO
32003005703	MODERATE	NO
32003005704	MODERATE	NO
32003005705	MIDDLE	NO
32003005711	UPPER	NO
32003005713	UPPER	NO
32003005715	UPPER	NO
32003005716	UPPER	NO
32003005717	UPPER	NO
32003005718	UPPER	NO
32003005719	UPPER	NO
32003005720	UPPER	NO
32003005721	UPPER	NO
32003005722	UPPER	NO
32003005803	UPPER	NO
32003005804	MIDDLE	NO

Clark, NEVADA

Census Tract	Tract Income Class	Minority Tract
32003005805	MIDDLE	NO
32003005806	UPPER	NO
32003005807	MIDDLE	NO
32003005808	MIDDLE	NO
32003005809	MIDDLE	YES
32003005813	MIDDLE	YES
32003005818	MODERATE	YES
32003005822	UPPER	NO
32003005824	UPPER	NO
32003005825	MIDDLE	YES
32003005826	MIDDLE	YES
32003005828	UPPER	YES
32003005829	MIDDLE	YES
32003005830	UPPER	YES
32003005831	UPPER	YES
32003005834	UPPER	YES
32003005835	UPPER	YES
32003005836	MIDDLE	YES
32003005837	UPPER	NO
32003005839	UPPER	YES
32003005841	UPPER	NO
32003005842	UPPER	NO
32003005843	UPPER	NO
32003005844	UPPER	NO
32003005845	UPPER	NO
32003005846	UPPER	NO
32003005847	UPPER	YES



Clark, NEVADA

Census Tract	Tract Income Class	Minority Tract
32003005848	MODERATE	YES
32003005849	UPPER	YES
32003005850	UPPER	YES
32003005852	UPPER	YES
32003005855	MIDDLE	YES
32003005856	UPPER	YES
32003005857	MIDDLE	YES
32003005858	UPPER	YES
32003005859	MODERATE	YES
32003005860	MIDDLE	YES
32003005861	MIDDLE	YES
32003005862	MIDDLE	YES
32003005863	MIDDLE	YES
32003005864	MIDDLE	YES
32003005865	UPPER	YES
32003005866	UPPER	YES
32003005867	UPPER	YES
32003005868	UPPER	YES
32003005869	UPPER	YES
32003005870	NA	YES
32003005871	MIDDLE	YES
32003005872	UPPER	NO
32003005873	UPPER	NO
32003005874	MIDDLE	YES
32003005875	MIDDLE	YES
32003005876	UPPER	NO
32003005877	UPPER	YES

Clark, NEVADA

Census Tract	Tract Income Class	Minority Tract
32003005902	MIDDLE	NO
32003005903	UPPER	NO
32003005904	MIDDLE	NO
32003005905	MIDDLE	NO
32003006001	MODERATE	YES
32003006103	MIDDLE	YES
32003006104	UPPER	YES
32003006201	MODERATE	YES
32003006202	MIDDLE	YES
32003006203	MIDDLE	YES
32003006204	MODERATE	YES
32003006700	UPPER	NO
32003006800	MODERATE	YES
32003006900	UPPER	NO
32003007100	MODERATE	YES
32003007200	MODERATE	YES
32003007500	UPPER	NO
32003007600	MIDDLE	NO
32003007801	MODERATE	YES
32003007802	NA	YES
32003007900	MODERATE	YES

Clark, NEVADA

Census Tract	Tract Income Class	Minority Tract
Summary Data: Clark		
Number of Census Tracts		535
Number of Minority Tracts		360
Percentage of Minority Tracts		67.29%
Number of Low Income Tracts		37
Percentage of Low Income Tracts		6.92%
Number of Moderate Income Tracts		128
Percentage of Moderate Income Tracts		23.93%
Number of Middle Income Tracts		209
Percentage of Middle Income Tracts		39.07%
Number of Upper Income Tracts		158
Percentage of Upper Income Tracts		29.53%
Number of NA Income Tracts		3
Percentage of NA Income Tracts		0.56%

Douglas, NEVADA

Census Tract	Tract Income Class	Minority Tract
32005001000	MIDDLE	NO
32005001100	MIDDLE	NO
32005001200	MIDDLE	NO
32005001300	UPPER	NO
32005001400	MIDDLE	NO



Douglas, NEVADA

Census Tract	Tract Income Class	Minority Tract
32005001500	MIDDLE	NO
32005001600	UPPER	NO
32005001700	MIDDLE	NO
32005001800	MIDDLE	NO
32005001900	UPPER	NO
32005002000	MIDDLE	NO
32005002100	MIDDLE	NO
32005002200	UPPER	NO
32005002300	UPPER	NO
32005002400	MIDDLE	NO
32005002500	MIDDLE	NO
32005990000	NA	NO

Douglas, NEVADA

Census Tract	Tract Income Class	Minority Tract
Summary Data: Douglas		
Number of Census Tracts		17
Number of Minority Tracts		0
Percentage of Minority Tracts		0.00%
Number of Low Income Tracts		0
Percentage of Low Income Tracts		0.00%
Number of Moderate Income Tracts		0
Percentage of Moderate Income Tracts		0.00%
Number of Middle Income Tracts		11
Percentage of Middle Income Tracts		64.71%
Number of Upper Income Tracts		5
Percentage of Upper Income Tracts		29.41%
Number of NA Income Tracts		1
Percentage of NA Income Tracts		5.88%

Elko, NEVADA

Census Tract	Tract Income Class	Minority Tract
32007951000	MIDDLE	NO
32007951201	UPPER	NO
32007951202	MIDDLE	NO
32007951300	MODERATE	YES
32007951401	MIDDLE	NO
32007951403	UPPER	NO
32007951404	UPPER	NO
32007951500	MIDDLE	YES
32007951600	MIDDLE	NO
32007951700	MIDDLE	YES

Elko, NEVADA

Census Tract	Tract Income Class	Minority Tract
32007950200	MIDDLE	NO
32007950701	UPPER	NO
32007950702	UPPER	NO
32007950800	UPPER	NO
32007950900	MIDDLE	NO



Elko, NEVADA

Census Tract	Tract Income Class	Minority Tract
Summary Data: Elko		
Number of Census Tracts		15
Number of Minority Tracts		3
Percentage of Minority Tracts		20.00%
Number of Low Income Tracts		0
Percentage of Low Income Tracts		0.00%
Number of Moderate Income Tracts		1
Percentage of Moderate Income Tracts		6.67%
Number of Middle Income Tracts		8
Percentage of Middle Income Tracts		53.33%
Number of Upper Income Tracts		6
Percentage of Upper Income Tracts		40.00%
Number of NA Income Tracts		0
Percentage of NA Income Tracts		0.00%

Esmeralda, NEVADA

Census Tract	Tract Income Class	Minority Tract
32009950100	MODERATE	NO

Esmeralda, NEVADA

Census Tract	Tract Income Class	Minority Tract
Summary Data: Esmeralda		
Number of Census Tracts		1
Number of Minority Tracts		0
Percentage of Minority Tracts		0.00%
Number of Low Income Tracts		0
Percentage of Low Income Tracts		0.00%
Number of Moderate Income Tracts		1
Percentage of Moderate Income Tracts		100.00%
Number of Middle Income Tracts		0
Percentage of Middle Income Tracts		0.00%
Number of Upper Income Tracts		0
Percentage of Upper Income Tracts		0.00%
Number of NA Income Tracts		0
Percentage of NA Income Tracts		0.00%

Eureka, NEVADA


Census Tract	Tract Income Class	Minority Tract
32011000100	MIDDLE	NO

Eureka, NEVADA

Census Tract	Tract Income Class	Minority Tract
Summary Data: Eureka		
Number of Census Tracts		1
Number of Minority Tracts		0
Percentage of Minority Tracts		0.00%
Number of Low Income Tracts		0
Percentage of Low Income Tracts		0.00%
Number of Moderate Income Tracts		0
Percentage of Moderate Income Tracts		0.00%
Number of Middle Income Tracts		1
Percentage of Middle Income Tracts		100.00%
Number of Upper Income Tracts		0
Percentage of Upper Income Tracts		0.00%
Number of NA Income Tracts		0
Percentage of NA Income Tracts		0.00%

Humboldt, NEVADA

Census Tract	Tract Income Class	Minority Tract
32013010501	MIDDLE	NO
32013010502	UPPER	NO
32013010600	MODERATE	NO
32013010701	MIDDLE	NO
32013010702	UPPER	NO



Humboldt, NEVADA

Census Tract	Tract Income Class	Minority Tract
Summary Data: Humboldt		
Number of Census Tracts		5
Number of Minority Tracts		0
Percentage of Minority Tracts		0.00%
Number of Low Income Tracts		0
Percentage of Low Income Tracts		0.00%
Number of Moderate Income Tracts		1
Percentage of Moderate Income Tracts		20.00%
Number of Middle Income Tracts		2
Percentage of Middle Income Tracts		40.00%
Number of Upper Income Tracts		2
Percentage of Upper Income Tracts		40.00%
Number of NA Income Tracts		0
Percentage of NA Income Tracts		0.00%

Lander, NEVADA

Census Tract	Tract Income Class	Minority Tract
32015000301	MIDDLE	NO
32015000302	UPPER	NO

Lander, NEVADA

Census Tract	Tract Income Class	Minority Tract
Summary Data: Lander		
Number of Census Tracts		2
Number of Minority Tracts		0
Percentage of Minority Tracts		0.00%
Number of Low Income Tracts		0
Percentage of Low Income Tracts		0.00%
Number of Moderate Income Tracts		0
Percentage of Moderate Income Tracts		0.00%
Number of Middle Income Tracts		1
Percentage of Middle Income Tracts		50.00%
Number of Upper Income Tracts		1
Percentage of Upper Income Tracts		50.00%
Number of NA Income Tracts		0
Percentage of NA Income Tracts		0.00%

Lincoln, NEVADA

Census Tract	Tract Income Class	Minority Tract
32017950100	MIDDLE	NO
32017950200	MODERATE	NO

Lincoln, NEVADA

Census Tract	Tract Income Class	Minority Tract
Summary Data: Lincoln		
Number of Census Tracts		2
Number of Minority Tracts		0
Percentage of Minority Tracts		0.00%
Number of Low Income Tracts		0
Percentage of Low Income Tracts		0.00%
Number of Moderate Income Tracts		1
Percentage of Moderate Income Tracts		50.00%
Number of Middle Income Tracts		1
Percentage of Middle Income Tracts		50.00%
Number of Upper Income Tracts		0
Percentage of Upper Income Tracts		0.00%
Number of NA Income Tracts		0
Percentage of NA Income Tracts		0.00%

Lyon, NEVADA

Census Tract	Tract Income Class	Minority Tract
32019960103	MIDDLE	NO
32019960104	MIDDLE	NO
32019960105	MIDDLE	NO
32019960106	MIDDLE	NO
32019960107	MIDDLE	NO



Lyon, NEVADA

Census Tract	Tract Income Class	Minority Tract
32019960108	MIDDLE	NO
32019960203	MIDDLE	NO
32019960204	MODERATE	NO
32019960205	MODERATE	NO
32019960206	MODERATE	NO
32019960301	MIDDLE	NO
32019960303	MIDDLE	NO
32019960304	MIDDLE	NO
32019960305	MIDDLE	NO
32019960801	MODERATE	NO
32019960802	MODERATE	NO
32019960901	MODERATE	NO
32019960902	MODERATE	NO

Lyon, NEVADA

Census Tract	Tract Income Class	Minority Tract
Summary Data: Lyon		
Number of Census Tracts		18
Number of Minority Tracts		0
Percentage of Minority Tracts		0.00%
Number of Low Income Tracts		0
Percentage of Low Income Tracts		0.00%
Number of Moderate Income Tracts		7
Percentage of Moderate Income Tracts		38.89%
Number of Middle Income Tracts		11
Percentage of Middle Income Tracts		61.11%
Number of Upper Income Tracts		0
Percentage of Upper Income Tracts		0.00%
Number of NA Income Tracts		0
Percentage of NA Income Tracts		0.00%

Mineral, NEVADA


Census Tract	Tract Income Class	Minority Tract
Summary Data: Mineral		
Number of Census Tracts		2
Number of Minority Tracts		1
Percentage of Minority Tracts		50.00%
Number of Low Income Tracts		0
Percentage of Low Income Tracts		0.00%
Number of Moderate Income Tracts		2
Percentage of Moderate Income Tracts		100.00%
Number of Middle Income Tracts		0
Percentage of Middle Income Tracts		0.00%
Number of Upper Income Tracts		0
Percentage of Upper Income Tracts		0.00%
Number of NA Income Tracts		0
Percentage of NA Income Tracts		0.00%

Mineral, NEVADA

Census Tract	Tract Income Class	Minority Tract
32021970700	MODERATE	NO
32021970800	MODERATE	YES

Nye, NEVADA

Census Tract	Tract Income Class	Minority Tract
32023960100	MIDDLE	NO
32023960200	LOW	NO
32023960300	MODERATE	NO
32023960405	MODERATE	NO
32023960407	MODERATE	NO



Nye, NEVADA

Census Tract	Tract Income Class	Minority Tract
32023960408	MIDDLE	NO
32023960409	MIDDLE	NO
32023960410	MODERATE	NO
32023960411	MODERATE	NO
32023960412	MIDDLE	NO
32023960413	MODERATE	NO
32023960414	LOW	NO
32023960415	MODERATE	NO
32023960416	MODERATE	NO
32023980500	NA	NO

Nye, NEVADA

Census Tract	Tract Income Class	Minority Tract
Summary Data: Nye		
Number of Census Tracts		15
Number of Minority Tracts		0
Percentage of Minority Tracts		0.00%
Number of Low Income Tracts		2
Percentage of Low Income Tracts		13.33%
Number of Moderate Income Tracts		8
Percentage of Moderate Income Tracts		53.33%
Number of Middle Income Tracts		4
Percentage of Middle Income Tracts		26.67%
Number of Upper Income Tracts		0
Percentage of Upper Income Tracts		0.00%
Number of NA Income Tracts		1
Percentage of NA Income Tracts		6.67%

Pershing, NEVADA


Census Tract	Tract Income Class	Minority Tract
Summary Data: Pershing		
Number of Census Tracts		1
Number of Minority Tracts		0
Percentage of Minority Tracts		0.00%
Number of Low Income Tracts		0
Percentage of Low Income Tracts		0.00%
Number of Moderate Income Tracts		0
Percentage of Moderate Income Tracts		0.00%
Number of Middle Income Tracts		1
Percentage of Middle Income Tracts		100.00%
Number of Upper Income Tracts		0
Percentage of Upper Income Tracts		0.00%
Number of NA Income Tracts		0
Percentage of NA Income Tracts		0.00%

Pershing, NEVADA

Census Tract	Tract Income Class	Minority Tract
32027960100	MIDDLE	NO

Storey, NEVADA

Census Tract	Tract Income Class	Minority Tract
32029970200	MIDDLE	NO



Storey, NEVADA

Census Tract	Tract Income Class	Minority Tract
Summary Data: Storey		
Number of Census Tracts		1
Number of Minority Tracts		0
Percentage of Minority Tracts		0.00%
Number of Low Income Tracts		0
Percentage of Low Income Tracts		0.00%
Number of Moderate Income Tracts		0
Percentage of Moderate Income Tracts		0.00%
Number of Middle Income Tracts		1
Percentage of Middle Income Tracts		100.00%
Number of Upper Income Tracts		0
Percentage of Upper Income Tracts		0.00%
Number of NA Income Tracts		0
Percentage of NA Income Tracts		0.00%

Washoe, NEVADA

Census Tract	Tract Income Class	Minority Tract
32031000103	NA	NO
32031000104	MIDDLE	NO
32031000105	LOW	NO
32031000106	NA	NO
32031000201	MODERATE	YES

Washoe, NEVADA

Census Tract	Tract Income Class	Minority Tract
32031000202	MODERATE	NO
32031000301	NA	NO
32031000302	MODERATE	NO
32031000401	MIDDLE	NO
32031000402	UPPER	NO
32031000701	UPPER	NO
32031000702	LOW	YES
32031000900	LOW	YES
32031001005	MIDDLE	NO
32031001010	UPPER	NO
32031001011	UPPER	NO
32031001012	UPPER	NO
32031001013	UPPER	NO
32031001014	UPPER	NO
32031001015	UPPER	NO
32031001016	MODERATE	YES
32031001017	MIDDLE	NO
32031001018	LOW	YES
32031001019	LOW	YES
32031001101	MIDDLE	NO
32031001103	UPPER	NO
32031001104	UPPER	NO
32031001105	UPPER	NO
32031001201	MIDDLE	NO
32031001203	MODERATE	NO
32031001204	LOW	NO
32031001300	MIDDLE	NO

Washoe, NEVADA

Census Tract	Tract Income Class	Minority Tract
32031001400	NA	NO
32031001501	MODERATE	NO
32031001503	MIDDLE	YES
32031001504	NA	NO
32031001701	LOW	YES
32031001703	MODERATE	YES
32031001704	NA	YES
32031001801	MODERATE	YES
32031001802	MODERATE	YES
32031001901	LOW	YES
32031001903	LOW	YES
32031001904	MODERATE	NO
32031002103	UPPER	NO
32031002104	MIDDLE	NO
32031002105	MODERATE	NO
32031002106	MIDDLE	YES
32031002107	MODERATE	YES
32031002204	MODERATE	YES
32031002207	UPPER	NO
32031002208	UPPER	NO
32031002210	UPPER	NO
32031002211	MODERATE	YES
32031002212	MODERATE	YES
32031002213	UPPER	NO
32031002214	MODERATE	YES
32031002215	MIDDLE	NO
32031002216	MODERATE	NO



Washoe, NEVADA		
Census Tract	Tract Income Class	Minority Tract
32031002217	UPPER	NO
32031002218	UPPER	NO
32031002219	UPPER	NO
32031002302	UPPER	NO
32031002303	UPPER	NO
32031002304	UPPER	NO
32031002401	MIDDLE	NO
32031002406	MODERATE	NO
32031002407	MIDDLE	NO
32031002408	UPPER	NO
32031002409	UPPER	NO
32031002411	MIDDLE	NO
32031002412	UPPER	NO
32031002413	MIDDLE	NO
32031002414	MODERATE	NO
32031002500	MIDDLE	NO
32031002603	MIDDLE	NO
32031002610	MIDDLE	YES
32031002611	MIDDLE	YES
32031002612	MIDDLE	NO
32031002613	MIDDLE	NO
32031002614	MODERATE	YES
32031002615	MIDDLE	YES
32031002616	MODERATE	YES
32031002618	MIDDLE	NO
32031002620	MODERATE	NO
32031002621	MIDDLE	YES

Washoe, NEVADA		
Census Tract	Tract Income Class	Minority Tract
32031002622	MODERATE	YES
32031002623	UPPER	NO
32031002703	LOW	YES
32031002704	MODERATE	YES
32031002705	MIDDLE	YES
32031002706	MODERATE	YES
32031002707	MODERATE	YES
32031002801	MIDDLE	YES
32031002802	MODERATE	YES
32031002901	MIDDLE	NO
32031002902	MIDDLE	YES
32031003001	MIDDLE	YES
32031003002	LOW	YES
32031003105	MODERATE	NO
32031003106	MIDDLE	YES
32031003108	MIDDLE	NO
32031003109	MIDDLE	NO
32031003110	MIDDLE	NO
32031003111	MIDDLE	NO
32031003112	LOW	NO
32031003203	UPPER	NO
32031003205	MIDDLE	NO
32031003206	UPPER	NO
32031003207	MIDDLE	NO
32031003305	UPPER	NO
32031003306	MIDDLE	NO
32031003307	UPPER	NO

Washoe, NEVADA		
Census Tract	Tract Income Class	Minority Tract
32031003308	UPPER	NO
32031003310	UPPER	NO
32031003311	UPPER	NO
32031003501	MIDDLE	NO
32031003503	MIDDLE	NO
32031003507	UPPER	NO
32031003508	MIDDLE	NO
32031003510	MIDDLE	NO
32031003511	MIDDLE	NO
32031003512	UPPER	NO
32031003513	UPPER	NO
32031003514	UPPER	NO
32031003516	UPPER	NO
32031003517	UPPER	NO
32031003518	MIDDLE	NO
32031003519	UPPER	NO
32031003520	UPPER	NO
32031003521	MODERATE	NO
32031003522	MIDDLE	NO
32031940200	MODERATE	YES
32031980000	NA	NO
32031980100	NA	NO
32031980200	NA	NO
32031980300	NA	NO
32031990000	NA	NO
32031990100	NA	NO



Washoe, NEVADA


Census Tract	Tract Income Class	Minority Tract
Summary Data: Washoe		
Number of Census Tracts		139
Number of Minority Tracts		39
Percentage of Minority Tracts		28.06%
Number of Low Income Tracts		12
Percentage of Low Income Tracts		8.63%
Number of Moderate Income Tracts		30
Percentage of Moderate Income Tracts		21.58%
Number of Middle Income Tracts		44
Percentage of Middle Income Tracts		31.65%
Number of Upper Income Tracts		41
Percentage of Upper Income Tracts		29.50%
Number of NA Income Tracts		12
Percentage of NA Income Tracts		8.63%

White Pine, NEVADA

Census Tract	Tract Income Class	Minority Tract
Summary Data: White Pine		
Number of Census Tracts		3
Number of Minority Tracts		0
Percentage of Minority Tracts		0.00%
Number of Low Income Tracts		0
Percentage of Low Income Tracts		0.00%
Number of Moderate Income Tracts		2
Percentage of Moderate Income Tracts		66.67%
Number of Middle Income Tracts		1
Percentage of Middle Income Tracts		33.33%
Number of Upper Income Tracts		0
Percentage of Upper Income Tracts		0.00%
Number of NA Income Tracts		0
Percentage of NA Income Tracts		0.00%

White Pine, NEVADA

Census Tract	Tract Income Class	Minority Tract
32033970100	MODERATE	NO
32033970200	MIDDLE	NO
32033970300	MODERATE	NO



Assessment Area Summary Data:	Number of Census Tracts:	779
--------------------------------------	---------------------------------	-----

Number of Minority Tracts	Number of Low Income Tracts	Number of Moderate Income Tracts	Number of Middle Income Tracts	Number of Upper Income Tracts	Number of NA Income Tracts
404	51	183	309	217	19

Percentage of Minority Tracts	Percentage of Low Income Tracts	Percentage of Moderate Income Tracts	Percentage of Middle Income Tracts	Percentage of Upper Income Tracts	Percentage of NA Income Tracts
51.86%	6.55%	23.49%	39.67%	27.86%	2.44%

