

GeoDataVision Report D-1 Census Tract Reference Book 2022

Tract Income Classification and Minority Status—Based on Census data released by the FFIEC April 2022

Adams, NEBRASKA

Census Tract	Tract Income Class	Minority Tract
31001965400	UPPER	NO
31001965500	MIDDLE	NO
31001965600	UPPER	NO
31001965700	MIDDLE	NO
31001965800	MODERATE	NO
31001965900	UPPER	NO
31001966000	MODERATE	NO
31001966100	LOW	NO
31001966200	MIDDLE	NO

Adams, NEBRASKA

Census Tract	Tract Income Class	Minority Tract
Summary Data: Adams		
Number of Census Tracts		9
Number of Minority Tracts		0
Percentage of Minority Tracts		0.00%
Number of Low Income Tracts		1
Percentage of Low Income Tracts		11.11%
Number of Moderate Income Tracts		2
Percentage of Moderate Income Tracts		22.22%
Number of Middle Income Tracts		3
Percentage of Middle Income Tracts		33.33%
Number of Upper Income Tracts		3
Percentage of Upper Income Tracts		33.33%
Number of NA Income Tracts		0
Percentage of NA Income Tracts		0.00%

Antelope, NEBRASKA


Census Tract	Tract Income Class	Minority Tract
Summary Data: Antelope		
Number of Census Tracts		3
Number of Minority Tracts		0
Percentage of Minority Tracts		0.00%
Number of Low Income Tracts		0
Percentage of Low Income Tracts		0.00%
Number of Moderate Income Tracts		0
Percentage of Moderate Income Tracts		0.00%
Number of Middle Income Tracts		3
Percentage of Middle Income Tracts		100.00%
Number of Upper Income Tracts		0
Percentage of Upper Income Tracts		0.00%
Number of NA Income Tracts		0
Percentage of NA Income Tracts		0.00%

Antelope, NEBRASKA

Census Tract	Tract Income Class	Minority Tract
31003979600	MIDDLE	NO
31003979700	MIDDLE	NO
31003979800	MIDDLE	NO

Arthur, NEBRASKA

Census Tract	Tract Income Class	Minority Tract
31005958300	MIDDLE	NO



Arthur, NEBRASKA

Census Tract	Tract Income Class	Minority Tract
Summary Data: Arthur		
Number of Census Tracts		1
Number of Minority Tracts		0
Percentage of Minority Tracts		0.00%
Number of Low Income Tracts		0
Percentage of Low Income Tracts		0.00%
Number of Moderate Income Tracts		0
Percentage of Moderate Income Tracts		0.00%
Number of Middle Income Tracts		1
Percentage of Middle Income Tracts		100.00%
Number of Upper Income Tracts		0
Percentage of Upper Income Tracts		0.00%
Number of NA Income Tracts		0
Percentage of NA Income Tracts		0.00%

Banner, NEBRASKA

Census Tract	Tract Income Class	Minority Tract
Summary Data: Banner		
Number of Census Tracts		1
Number of Minority Tracts		0
Percentage of Minority Tracts		0.00%
Number of Low Income Tracts		0
Percentage of Low Income Tracts		0.00%
Number of Moderate Income Tracts		0
Percentage of Moderate Income Tracts		0.00%
Number of Middle Income Tracts		1
Percentage of Middle Income Tracts		100.00%
Number of Upper Income Tracts		0
Percentage of Upper Income Tracts		0.00%
Number of NA Income Tracts		0
Percentage of NA Income Tracts		0.00%

Blaine, NEBRASKA

Census Tract	Tract Income Class	Minority Tract
Summary Data: Blaine		
Number of Census Tracts		1
Number of Minority Tracts		0
Percentage of Minority Tracts		0.00%
Number of Low Income Tracts		0
Percentage of Low Income Tracts		0.00%
Number of Moderate Income Tracts		1
Percentage of Moderate Income Tracts		100.00%
Number of Middle Income Tracts		0
Percentage of Middle Income Tracts		0.00%
Number of Upper Income Tracts		0
Percentage of Upper Income Tracts		0.00%
Number of NA Income Tracts		0
Percentage of NA Income Tracts		0.00%

Banner, NEBRASKA


Census Tract	Tract Income Class	Minority Tract
31007954000	MIDDLE	NO

Blaine, NEBRASKA

Census Tract	Tract Income Class	Minority Tract
31009972400	MODERATE	NO

Boone, NEBRASKA

Census Tract	Tract Income Class	Minority Tract
31011960100	MIDDLE	NO
31011960200	UPPER	NO



Boone, NEBRASKA

Census Tract	Tract Income Class	Minority Tract
Summary Data: Boone		
Number of Census Tracts		2
Number of Minority Tracts		0
Percentage of Minority Tracts		0.00%
Number of Low Income Tracts		0
Percentage of Low Income Tracts		0.00%
Number of Moderate Income Tracts		0
Percentage of Moderate Income Tracts		0.00%
Number of Middle Income Tracts		1
Percentage of Middle Income Tracts		50.00%
Number of Upper Income Tracts		1
Percentage of Upper Income Tracts		50.00%
Number of NA Income Tracts		0
Percentage of NA Income Tracts		0.00%

Box Butte, NEBRASKA

Census Tract	Tract Income Class	Minority Tract
31013951100	MIDDLE	NO
31013951200	UPPER	NO
31013951300	MIDDLE	NO

Box Butte, NEBRASKA

Census Tract	Tract Income Class	Minority Tract
Summary Data: Box Butte		
Number of Census Tracts		3
Number of Minority Tracts		0
Percentage of Minority Tracts		0.00%
Number of Low Income Tracts		0
Percentage of Low Income Tracts		0.00%
Number of Moderate Income Tracts		0
Percentage of Moderate Income Tracts		0.00%
Number of Middle Income Tracts		2
Percentage of Middle Income Tracts		66.67%
Number of Upper Income Tracts		1
Percentage of Upper Income Tracts		33.33%
Number of NA Income Tracts		0
Percentage of NA Income Tracts		0.00%

Boyd, NEBRASKA


Census Tract	Tract Income Class	Minority Tract
31015975800	MIDDLE	NO

Boyd, NEBRASKA

Census Tract	Tract Income Class	Minority Tract
Summary Data: Boyd		
Number of Census Tracts		1
Number of Minority Tracts		0
Percentage of Minority Tracts		0.00%
Number of Low Income Tracts		0
Percentage of Low Income Tracts		0.00%
Number of Moderate Income Tracts		0
Percentage of Moderate Income Tracts		0.00%
Number of Middle Income Tracts		1
Percentage of Middle Income Tracts		100.00%
Number of Upper Income Tracts		0
Percentage of Upper Income Tracts		0.00%
Number of NA Income Tracts		0
Percentage of NA Income Tracts		0.00%

Brown, NEBRASKA

Census Tract	Tract Income Class	Minority Tract
31017975000	MIDDLE	NO



Brown, NEBRASKA

Census Tract	Tract Income Class	Minority Tract
Summary Data: Brown		
Number of Census Tracts		1
Number of Minority Tracts		0
Percentage of Minority Tracts		0.00%
Number of Low Income Tracts		0
Percentage of Low Income Tracts		0.00%
Number of Moderate Income Tracts		0
Percentage of Moderate Income Tracts		0.00%
Number of Middle Income Tracts		1
Percentage of Middle Income Tracts		100.00%
Number of Upper Income Tracts		0
Percentage of Upper Income Tracts		0.00%
Number of NA Income Tracts		0
Percentage of NA Income Tracts		0.00%

Buffalo, NEBRASKA

Census Tract	Tract Income Class	Minority Tract
31019968900	MIDDLE	NO
31019969000	MIDDLE	NO
31019969100	MIDDLE	NO
31019969202	UPPER	NO
31019969203	UPPER	NO

Buffalo, NEBRASKA

Census Tract	Tract Income Class	Minority Tract
31019969204	UPPER	NO
31019969300	MODERATE	NO
31019969400	MIDDLE	NO
31019969500	MIDDLE	NO
31019969600	LOW	NO
31019969700	MIDDLE	NO

Summary Data: Buffalo

Number of Census Tracts	11
Number of Minority Tracts	0
Percentage of Minority Tracts	0.00%
Number of Low Income Tracts	1
Percentage of Low Income Tracts	9.09%
Number of Moderate Income Tracts	1
Percentage of Moderate Income Tracts	9.09%
Number of Middle Income Tracts	6
Percentage of Middle Income Tracts	54.55%
Number of Upper Income Tracts	3
Percentage of Upper Income Tracts	27.27%
Number of NA Income Tracts	0
Percentage of NA Income Tracts	0.00%

Burt, NEBRASKA

Census Tract	Tract Income Class	Minority Tract
31021963200	MIDDLE	NO
31021963300	MIDDLE	NO
31021963400	MIDDLE	NO

Summary Data: Burt

Number of Census Tracts	3
Number of Minority Tracts	0
Percentage of Minority Tracts	0.00%
Number of Low Income Tracts	0
Percentage of Low Income Tracts	0.00%
Number of Moderate Income Tracts	0
Percentage of Moderate Income Tracts	0.00%
Number of Middle Income Tracts	3
Percentage of Middle Income Tracts	100.00%
Number of Upper Income Tracts	0
Percentage of Upper Income Tracts	0.00%
Number of NA Income Tracts	0
Percentage of NA Income Tracts	0.00%

Butler, NEBRASKA

Census Tract	Tract Income Class	Minority Tract
31023967600	MIDDLE	NO
31023967700	MIDDLE	NO



Butler, NEBRASKA

Census Tract	Tract Income Class	Minority Tract
31023967800	UPPER	NO

Summary Data: Butler

Number of Census Tracts	3
Number of Minority Tracts	0
Percentage of Minority Tracts	0.00%
Number of Low Income Tracts	0
Percentage of Low Income Tracts	0.00%
Number of Moderate Income Tracts	0
Percentage of Moderate Income Tracts	0.00%
Number of Middle Income Tracts	2
Percentage of Middle Income Tracts	66.67%
Number of Upper Income Tracts	1
Percentage of Upper Income Tracts	33.33%
Number of NA Income Tracts	0
Percentage of NA Income Tracts	0.00%

Cass, NEBRASKA

Census Tract	Tract Income Class	Minority Tract
31025965600	MIDDLE	NO
31025965700	UPPER	NO
31025965800	MIDDLE	NO
31025965900	MIDDLE	NO

Cass, NEBRASKA

Census Tract	Tract Income Class	Minority Tract
31025966000	MIDDLE	NO
31025966100	MODERATE	NO

Summary Data: Cass

Number of Census Tracts	6
Number of Minority Tracts	0
Percentage of Minority Tracts	0.00%
Number of Low Income Tracts	0
Percentage of Low Income Tracts	0.00%
Number of Moderate Income Tracts	1
Percentage of Moderate Income Tracts	16.67%
Number of Middle Income Tracts	4
Percentage of Middle Income Tracts	66.67%
Number of Upper Income Tracts	1
Percentage of Upper Income Tracts	16.67%
Number of NA Income Tracts	0
Percentage of NA Income Tracts	0.00%

Cedar, NEBRASKA

Census Tract	Tract Income Class	Minority Tract
31027977100	MIDDLE	NO
31027977200	MIDDLE	NO

Cedar, NEBRASKA

Census Tract	Tract Income Class	Minority Tract
--------------	--------------------	----------------

Summary Data: Cedar

Number of Census Tracts	2
Number of Minority Tracts	0
Percentage of Minority Tracts	0.00%
Number of Low Income Tracts	0
Percentage of Low Income Tracts	0.00%
Number of Moderate Income Tracts	0
Percentage of Moderate Income Tracts	0.00%
Number of Middle Income Tracts	2
Percentage of Middle Income Tracts	100.00%
Number of Upper Income Tracts	0
Percentage of Upper Income Tracts	0.00%
Number of NA Income Tracts	0
Percentage of NA Income Tracts	0.00%

Chase, NEBRASKA

Census Tract	Tract Income Class	Minority Tract
31029961900	MIDDLE	NO



Chase, NEBRASKA

Census Tract	Tract Income Class	Minority Tract
Summary Data: Chase		
Number of Census Tracts		1
Number of Minority Tracts		0
Percentage of Minority Tracts		0.00%
Number of Low Income Tracts		0
Percentage of Low Income Tracts		0.00%
Number of Moderate Income Tracts		0
Percentage of Moderate Income Tracts		0.00%
Number of Middle Income Tracts		1
Percentage of Middle Income Tracts		100.00%
Number of Upper Income Tracts		0
Percentage of Upper Income Tracts		0.00%
Number of NA Income Tracts		0
Percentage of NA Income Tracts		0.00%

Cherry, NEBRASKA

Census Tract	Tract Income Class	Minority Tract
31031955800	MIDDLE	NO
31031955900	MIDDLE	NO

Cherry, NEBRASKA

Census Tract	Tract Income Class	Minority Tract
Summary Data: Cherry		
Number of Census Tracts		2
Number of Minority Tracts		0
Percentage of Minority Tracts		0.00%
Number of Low Income Tracts		0
Percentage of Low Income Tracts		0.00%
Number of Moderate Income Tracts		0
Percentage of Moderate Income Tracts		0.00%
Number of Middle Income Tracts		2
Percentage of Middle Income Tracts		100.00%
Number of Upper Income Tracts		0
Percentage of Upper Income Tracts		0.00%
Number of NA Income Tracts		0
Percentage of NA Income Tracts		0.00%

Cheyenne, NEBRASKA


Census Tract	Tract Income Class	Minority Tract
31033954800	MIDDLE	NO
31033954900	MIDDLE	NO
31033955000	MIDDLE	NO

Cheyenne, NEBRASKA

Census Tract	Tract Income Class	Minority Tract
Summary Data: Cheyenne		
Number of Census Tracts		3
Number of Minority Tracts		0
Percentage of Minority Tracts		0.00%
Number of Low Income Tracts		0
Percentage of Low Income Tracts		0.00%
Number of Moderate Income Tracts		0
Percentage of Moderate Income Tracts		0.00%
Number of Middle Income Tracts		3
Percentage of Middle Income Tracts		100.00%
Number of Upper Income Tracts		0
Percentage of Upper Income Tracts		0.00%
Number of NA Income Tracts		0
Percentage of NA Income Tracts		0.00%

Clay, NEBRASKA

Census Tract	Tract Income Class	Minority Tract
31035962100	MIDDLE	NO
31035962200	MIDDLE	NO



Clay, NEBRASKA

Census Tract	Tract Income Class	Minority Tract
Summary Data: Clay		
Number of Census Tracts		2
Number of Minority Tracts		0
Percentage of Minority Tracts		0.00%
Number of Low Income Tracts		0
Percentage of Low Income Tracts		0.00%
Number of Moderate Income Tracts		0
Percentage of Moderate Income Tracts		0.00%
Number of Middle Income Tracts		2
Percentage of Middle Income Tracts		100.00%
Number of Upper Income Tracts		0
Percentage of Upper Income Tracts		0.00%
Number of NA Income Tracts		0
Percentage of NA Income Tracts		0.00%

Colfax, NEBRASKA

Census Tract	Tract Income Class	Minority Tract
31037964600	MIDDLE	NO
31037964700	MIDDLE	NO
31037964800	MIDDLE	YES

Colfax, NEBRASKA

Census Tract	Tract Income Class	Minority Tract
Summary Data: Colfax		
Number of Census Tracts		3
Number of Minority Tracts		1
Percentage of Minority Tracts		33.33%
Number of Low Income Tracts		0
Percentage of Low Income Tracts		0.00%
Number of Moderate Income Tracts		0
Percentage of Moderate Income Tracts		0.00%
Number of Middle Income Tracts		3
Percentage of Middle Income Tracts		100.00%
Number of Upper Income Tracts		0
Percentage of Upper Income Tracts		0.00%
Number of NA Income Tracts		0
Percentage of NA Income Tracts		0.00%

Cuming, NEBRASKA

Census Tract	Tract Income Class	Minority Tract
31039972700	MIDDLE	NO
31039972800	MIDDLE	NO
31039972900	MIDDLE	NO

Cuming, NEBRASKA

Census Tract	Tract Income Class	Minority Tract
Summary Data: Cuming		
Number of Census Tracts		3
Number of Minority Tracts		0
Percentage of Minority Tracts		0.00%
Number of Low Income Tracts		0
Percentage of Low Income Tracts		0.00%
Number of Moderate Income Tracts		0
Percentage of Moderate Income Tracts		0.00%
Number of Middle Income Tracts		3
Percentage of Middle Income Tracts		100.00%
Number of Upper Income Tracts		0
Percentage of Upper Income Tracts		0.00%
Number of NA Income Tracts		0
Percentage of NA Income Tracts		0.00%

Custer, NEBRASKA

Census Tract	Tract Income Class	Minority Tract
31041971700	MIDDLE	NO
31041971800	MIDDLE	NO
31041971900	MIDDLE	NO
31041972000	MIDDLE	NO



Custer, NEBRASKA

Census Tract	Tract Income Class	Minority Tract
Summary Data: Custer		
Number of Census Tracts		4
Number of Minority Tracts		0
Percentage of Minority Tracts		0.00%
Number of Low Income Tracts		0
Percentage of Low Income Tracts		0.00%
Number of Moderate Income Tracts		0
Percentage of Moderate Income Tracts		0.00%
Number of Middle Income Tracts		4
Percentage of Middle Income Tracts		100.00%
Number of Upper Income Tracts		0
Percentage of Upper Income Tracts		0.00%
Number of NA Income Tracts		0
Percentage of NA Income Tracts		0.00%

Dakota, NEBRASKA

Census Tract	Tract Income Class	Minority Tract
31043010101	MIDDLE	YES
31043010102	MIDDLE	YES
31043010200	MIDDLE	YES
31043010300	MIDDLE	NO
31043010400	MIDDLE	NO

Dakota, NEBRASKA

Census Tract	Tract Income Class	Minority Tract
Summary Data: Dakota		
Number of Census Tracts		5
Number of Minority Tracts		3
Percentage of Minority Tracts		60.00%
Number of Low Income Tracts		0
Percentage of Low Income Tracts		0.00%
Number of Moderate Income Tracts		0
Percentage of Moderate Income Tracts		0.00%
Number of Middle Income Tracts		5
Percentage of Middle Income Tracts		100.00%
Number of Upper Income Tracts		0
Percentage of Upper Income Tracts		0.00%
Number of NA Income Tracts		0
Percentage of NA Income Tracts		0.00%

Dawes, NEBRASKA

Census Tract	Tract Income Class	Minority Tract
31045950600	MIDDLE	NO
31045950700	MIDDLE	NO

Dawes, NEBRASKA

Census Tract	Tract Income Class	Minority Tract
Summary Data: Dawes		
Number of Census Tracts		2
Number of Minority Tracts		0
Percentage of Minority Tracts		0.00%
Number of Low Income Tracts		0
Percentage of Low Income Tracts		0.00%
Number of Moderate Income Tracts		0
Percentage of Moderate Income Tracts		0.00%
Number of Middle Income Tracts		2
Percentage of Middle Income Tracts		100.00%
Number of Upper Income Tracts		0
Percentage of Upper Income Tracts		0.00%
Number of NA Income Tracts		0
Percentage of NA Income Tracts		0.00%

Dawson, NEBRASKA

Census Tract	Tract Income Class	Minority Tract
31047968000	MIDDLE	NO
31047968100	MIDDLE	NO
31047968200	MIDDLE	NO
31047968300	MODERATE	NO
31047968400	MODERATE	YES



Dawson, NEBRASKA

Census Tract	Tract Income Class	Minority Tract
31047968500	MIDDLE	YES
31047968600	UPPER	NO

Summary Data: Dawson

Number of Census Tracts	7
Number of Minority Tracts	2
Percentage of Minority Tracts	28.57%
Number of Low Income Tracts	0
Percentage of Low Income Tracts	0.00%
Number of Moderate Income Tracts	2
Percentage of Moderate Income Tracts	28.57%
Number of Middle Income Tracts	4
Percentage of Middle Income Tracts	57.14%
Number of Upper Income Tracts	1
Percentage of Upper Income Tracts	14.29%
Number of NA Income Tracts	0
Percentage of NA Income Tracts	0.00%

Deuel, NEBRASKA

Census Tract	Tract Income Class	Minority Tract
31049955400	MIDDLE	NO

Deuel, NEBRASKA

Census Tract	Tract Income Class	Minority Tract
--------------	--------------------	----------------

Summary Data: Deuel

Number of Census Tracts	1
Number of Minority Tracts	0
Percentage of Minority Tracts	0.00%
Number of Low Income Tracts	0
Percentage of Low Income Tracts	0.00%
Number of Moderate Income Tracts	0
Percentage of Moderate Income Tracts	0.00%
Number of Middle Income Tracts	1
Percentage of Middle Income Tracts	100.00%
Number of Upper Income Tracts	0
Percentage of Upper Income Tracts	0.00%
Number of NA Income Tracts	0
Percentage of NA Income Tracts	0.00%

Dixon, NEBRASKA

Census Tract	Tract Income Class	Minority Tract
31051977600	MIDDLE	NO
31051977800	MIDDLE	NO

Dixon, NEBRASKA

Census Tract	Tract Income Class	Minority Tract
--------------	--------------------	----------------

Summary Data: Dixon

Number of Census Tracts	2
Number of Minority Tracts	0
Percentage of Minority Tracts	0.00%
Number of Low Income Tracts	0
Percentage of Low Income Tracts	0.00%
Number of Moderate Income Tracts	0
Percentage of Moderate Income Tracts	0.00%
Number of Middle Income Tracts	2
Percentage of Middle Income Tracts	100.00%
Number of Upper Income Tracts	0
Percentage of Upper Income Tracts	0.00%
Number of NA Income Tracts	0
Percentage of NA Income Tracts	0.00%

Dodge, NEBRASKA

Census Tract	Tract Income Class	Minority Tract
31053963600	MIDDLE	NO
31053963700	MIDDLE	NO
31053963800	MIDDLE	NO
31053963900	MIDDLE	NO
31053964000	MIDDLE	NO



Dodge, NEBRASKA

Census Tract	Tract Income Class	Minority Tract
31053964100	UPPER	NO
31053964200	MIDDLE	NO
31053964300	MIDDLE	NO
31053964400	MODERATE	YES

Summary Data: Dodge

Number of Census Tracts	9
Number of Minority Tracts	1
Percentage of Minority Tracts	11.11%
Number of Low Income Tracts	0
Percentage of Low Income Tracts	0.00%
Number of Moderate Income Tracts	1
Percentage of Moderate Income Tracts	11.11%
Number of Middle Income Tracts	7
Percentage of Middle Income Tracts	77.78%
Number of Upper Income Tracts	1
Percentage of Upper Income Tracts	11.11%
Number of NA Income Tracts	0
Percentage of NA Income Tracts	0.00%

Douglas, NEBRASKA

Census Tract	Tract Income Class	Minority Tract
31055000200	MODERATE	NO

Douglas, NEBRASKA

Census Tract	Tract Income Class	Minority Tract
31055000300	LOW	YES
31055000400	LOW	NO
31055000500	UPPER	NO
31055000600	LOW	YES
31055000700	LOW	YES
31055000800	MODERATE	YES
31055001100	LOW	YES
31055001200	LOW	YES
31055001600	LOW	NO
31055001800	MIDDLE	NO
31055001900	MODERATE	YES
31055002000	MODERATE	YES
31055002100	LOW	YES
31055002200	MODERATE	NO
31055002300	MODERATE	NO
31055002400	MODERATE	YES
31055002500	MODERATE	YES
31055002600	MODERATE	YES
31055002700	MODERATE	YES
31055002800	MODERATE	YES
31055002900	MODERATE	YES
31055003000	MODERATE	YES
31055003100	MODERATE	YES
31055003200	MODERATE	YES
31055003300	LOW	YES
31055003401	MODERATE	NO
31055003402	MODERATE	NO

Douglas, NEBRASKA

Census Tract	Tract Income Class	Minority Tract
31055003500	MIDDLE	NO
31055003600	MIDDLE	NO
31055003700	MIDDLE	NO
31055003800	MODERATE	NO
31055003900	MODERATE	YES
31055004000	MODERATE	NO
31055004200	MODERATE	NO
31055004300	MIDDLE	NO
31055004400	MIDDLE	NO
31055004500	MIDDLE	NO
31055004600	MIDDLE	NO
31055004700	UPPER	NO
31055004800	MIDDLE	NO
31055004900	MODERATE	NO
31055005000	MIDDLE	NO
31055005100	MODERATE	YES
31055005200	LOW	YES
31055005300	LOW	YES
31055005400	MODERATE	YES
31055005500	UPPER	NO
31055005600	MIDDLE	NO
31055005700	MODERATE	NO
31055005800	MODERATE	YES
31055005901	LOW	YES
31055005902	LOW	YES
31055006000	LOW	YES
31055006101	LOW	YES



Douglas, NEBRASKA

Census Tract	Tract Income Class	Minority Tract
31055006102	LOW	YES
31055006202	MODERATE	YES
31055006301	MODERATE	YES
31055006302	MODERATE	YES
31055006303	MODERATE	YES
31055006400	MIDDLE	NO
31055006503	MIDDLE	NO
31055006504	MIDDLE	NO
31055006505	MIDDLE	NO
31055006506	MODERATE	YES
31055006603	MODERATE	NO
31055006604	MIDDLE	NO
31055006605	MIDDLE	NO
31055006606	MODERATE	NO
31055006701	UPPER	NO
31055006703	MIDDLE	NO
31055006704	UPPER	NO
31055006803	UPPER	NO
31055006804	UPPER	NO
31055006805	UPPER	NO
31055006806	UPPER	NO
31055006903	MIDDLE	NO
31055006904	UPPER	NO
31055006905	MIDDLE	NO
31055006906	MIDDLE	NO
31055007001	MODERATE	NO
31055007002	MIDDLE	NO

Douglas, NEBRASKA

Census Tract	Tract Income Class	Minority Tract
31055007003	MODERATE	NO
31055007101	MODERATE	NO
31055007102	MIDDLE	NO
31055007303	MIDDLE	NO
31055007304	UPPER	NO
31055007309	MIDDLE	NO
31055007310	MODERATE	NO
31055007311	MIDDLE	YES
31055007312	MODERATE	NO
31055007314	UPPER	NO
31055007315	UPPER	NO
31055007316	UPPER	NO
31055007317	MIDDLE	NO
31055007318	UPPER	NO
31055007319	MIDDLE	YES
31055007320	MIDDLE	YES
31055007406	MIDDLE	NO
31055007407	UPPER	NO
31055007408	MIDDLE	NO
31055007409	MIDDLE	NO
31055007424	MIDDLE	NO
31055007429	UPPER	NO
31055007431	UPPER	NO
31055007432	MIDDLE	NO
31055007433	MIDDLE	NO
31055007434	MIDDLE	NO
31055007435	MIDDLE	NO

Douglas, NEBRASKA

Census Tract	Tract Income Class	Minority Tract
31055007436	MODERATE	NO
31055007438	MIDDLE	NO
31055007439	MIDDLE	NO
31055007440	MIDDLE	NO
31055007441	UPPER	NO
31055007442	MIDDLE	NO
31055007443	UPPER	NO
31055007444	MODERATE	NO
31055007445	MIDDLE	NO
31055007446	UPPER	NO
31055007447	UPPER	NO
31055007448	UPPER	NO
31055007449	UPPER	NO
31055007450	MIDDLE	NO
31055007451	UPPER	NO
31055007452	UPPER	NO
31055007453	UPPER	NO
31055007454	MIDDLE	NO
31055007455	MIDDLE	NO
31055007456	MODERATE	NO
31055007457	MODERATE	NO
31055007458	MODERATE	NO
31055007459	MODERATE	NO
31055007460	UPPER	NO
31055007461	UPPER	NO
31055007462	MIDDLE	NO
31055007463	MIDDLE	NO



Douglas, NEBRASKA

Census Tract	Tract Income Class	Minority Tract
31055007464	MIDDLE	NO
31055007465	MIDDLE	NO
31055007466	MIDDLE	NO
31055007467	MIDDLE	NO
31055007468	MIDDLE	NO
31055007469	UPPER	NO
31055007470	MIDDLE	NO
31055007471	UPPER	NO
31055007472	MIDDLE	NO
31055007473	MODERATE	NO
31055007474	UPPER	NO
31055007504	MIDDLE	NO
31055007505	UPPER	NO
31055007506	UPPER	NO
31055007508	MIDDLE	NO
31055007509	UPPER	NO
31055007514	UPPER	NO
31055007515	UPPER	NO
31055007516	UPPER	NO
31055007517	UPPER	NO
31055007518	UPPER	NO
31055007519	UPPER	NO
31055007520	UPPER	NO
31055007521	UPPER	NO
31055007522	UPPER	NO
31055007523	UPPER	NO
31055007524	UPPER	NO

Douglas, NEBRASKA

Census Tract	Tract Income Class	Minority Tract
Summary Data: Douglas		
Number of Census Tracts		163
Number of Minority Tracts		38
Percentage of Minority Tracts		23.31%
Number of Low Income Tracts		16
Percentage of Low Income Tracts		9.82%
Number of Moderate Income Tracts		45
Percentage of Moderate Income Tracts		27.61%
Number of Middle Income Tracts		56
Percentage of Middle Income Tracts		34.36%
Number of Upper Income Tracts		46
Percentage of Upper Income Tracts		28.22%
Number of NA Income Tracts		0
Percentage of NA Income Tracts		0.00%

Dundy, NEBRASKA


Census Tract	Tract Income Class	Minority Tract
31057962300	MIDDLE	NO

Dundy, NEBRASKA

Census Tract	Tract Income Class	Minority Tract
Summary Data: Dundy		
Number of Census Tracts		1
Number of Minority Tracts		0
Percentage of Minority Tracts		0.00%
Number of Low Income Tracts		0
Percentage of Low Income Tracts		0.00%
Number of Moderate Income Tracts		0
Percentage of Moderate Income Tracts		0.00%
Number of Middle Income Tracts		1
Percentage of Middle Income Tracts		100.00%
Number of Upper Income Tracts		0
Percentage of Upper Income Tracts		0.00%
Number of NA Income Tracts		0
Percentage of NA Income Tracts		0.00%

Fillmore, NEBRASKA

Census Tract	Tract Income Class	Minority Tract
31059091600	MIDDLE	NO
31059091700	UPPER	NO



Fillmore, NEBRASKA

Census Tract	Tract Income Class	Minority Tract
Summary Data: Fillmore		
Number of Census Tracts		2
Number of Minority Tracts		0
Percentage of Minority Tracts		0.00%
Number of Low Income Tracts		0
Percentage of Low Income Tracts		0.00%
Number of Moderate Income Tracts		0
Percentage of Moderate Income Tracts		0.00%
Number of Middle Income Tracts		1
Percentage of Middle Income Tracts		50.00%
Number of Upper Income Tracts		1
Percentage of Upper Income Tracts		50.00%
Number of NA Income Tracts		0
Percentage of NA Income Tracts		0.00%

Franklin, NEBRASKA

Census Tract	Tract Income Class	Minority Tract
31061964600	MIDDLE	NO
31061964700	MODERATE	NO

Franklin, NEBRASKA

Census Tract	Tract Income Class	Minority Tract
Summary Data: Franklin		
Number of Census Tracts		2
Number of Minority Tracts		0
Percentage of Minority Tracts		0.00%
Number of Low Income Tracts		0
Percentage of Low Income Tracts		0.00%
Number of Moderate Income Tracts		1
Percentage of Moderate Income Tracts		50.00%
Number of Middle Income Tracts		1
Percentage of Middle Income Tracts		50.00%
Number of Upper Income Tracts		0
Percentage of Upper Income Tracts		0.00%
Number of NA Income Tracts		0
Percentage of NA Income Tracts		0.00%

Frontier, NEBRASKA


Census Tract	Tract Income Class	Minority Tract
31063961100	MIDDLE	NO

Frontier, NEBRASKA

Census Tract	Tract Income Class	Minority Tract
Summary Data: Frontier		
Number of Census Tracts		1
Number of Minority Tracts		0
Percentage of Minority Tracts		0.00%
Number of Low Income Tracts		0
Percentage of Low Income Tracts		0.00%
Number of Moderate Income Tracts		0
Percentage of Moderate Income Tracts		0.00%
Number of Middle Income Tracts		1
Percentage of Middle Income Tracts		100.00%
Number of Upper Income Tracts		0
Percentage of Upper Income Tracts		0.00%
Number of NA Income Tracts		0
Percentage of NA Income Tracts		0.00%

Furnas, NEBRASKA

Census Tract	Tract Income Class	Minority Tract
31065963900	MIDDLE	NO



Furnas, NEBRASKA

Census Tract	Tract Income Class	Minority Tract
Summary Data: Furnas		
Number of Census Tracts		1
Number of Minority Tracts		0
Percentage of Minority Tracts		0.00%
Number of Low Income Tracts		0
Percentage of Low Income Tracts		0.00%
Number of Moderate Income Tracts		0
Percentage of Moderate Income Tracts		0.00%
Number of Middle Income Tracts		1
Percentage of Middle Income Tracts		100.00%
Number of Upper Income Tracts		0
Percentage of Upper Income Tracts		0.00%
Number of NA Income Tracts		0
Percentage of NA Income Tracts		0.00%

Gage, NEBRASKA

Census Tract	Tract Income Class	Minority Tract
31067964600	UPPER	NO
31067964700	UPPER	NO
31067964800	MIDDLE	NO
31067964900	MIDDLE	NO
31067965000	MODERATE	NO

Gage, NEBRASKA

Census Tract	Tract Income Class	Minority Tract
31067965100	MIDDLE	NO
31067965200	MIDDLE	NO
Summary Data: Gage		
Number of Census Tracts		7
Number of Minority Tracts		0
Percentage of Minority Tracts		0.00%
Number of Low Income Tracts		0
Percentage of Low Income Tracts		0.00%
Number of Moderate Income Tracts		1
Percentage of Moderate Income Tracts		14.29%
Number of Middle Income Tracts		4
Percentage of Middle Income Tracts		57.14%
Number of Upper Income Tracts		2
Percentage of Upper Income Tracts		28.57%
Number of NA Income Tracts		0
Percentage of NA Income Tracts		0.00%

Garden, NEBRASKA

Census Tract	Tract Income Class	Minority Tract
31069952100	MODERATE	NO

Garden, NEBRASKA

Census Tract	Tract Income Class	Minority Tract
Summary Data: Garden		
Number of Census Tracts		1
Number of Minority Tracts		0
Percentage of Minority Tracts		0.00%
Number of Low Income Tracts		0
Percentage of Low Income Tracts		0.00%
Number of Moderate Income Tracts		1
Percentage of Moderate Income Tracts		100.00%
Number of Middle Income Tracts		0
Percentage of Middle Income Tracts		0.00%
Number of Upper Income Tracts		0
Percentage of Upper Income Tracts		0.00%
Number of NA Income Tracts		0
Percentage of NA Income Tracts		0.00%

Garfield, NEBRASKA

Census Tract	Tract Income Class	Minority Tract
31071973200	MIDDLE	NO



Garfield, NEBRASKA

Census Tract	Tract Income Class	Minority Tract
Summary Data: Garfield		
Number of Census Tracts		1
Number of Minority Tracts		0
Percentage of Minority Tracts		0.00%
Number of Low Income Tracts		0
Percentage of Low Income Tracts		0.00%
Number of Moderate Income Tracts		0
Percentage of Moderate Income Tracts		0.00%
Number of Middle Income Tracts		1
Percentage of Middle Income Tracts		100.00%
Number of Upper Income Tracts		0
Percentage of Upper Income Tracts		0.00%
Number of NA Income Tracts		0
Percentage of NA Income Tracts		0.00%

Gosper, NEBRASKA

Census Tract	Tract Income Class	Minority Tract
31073967600	MIDDLE	NO

Gosper, NEBRASKA

Census Tract	Tract Income Class	Minority Tract
Summary Data: Gosper		
Number of Census Tracts		1
Number of Minority Tracts		0
Percentage of Minority Tracts		0.00%
Number of Low Income Tracts		0
Percentage of Low Income Tracts		0.00%
Number of Moderate Income Tracts		0
Percentage of Moderate Income Tracts		0.00%
Number of Middle Income Tracts		1
Percentage of Middle Income Tracts		100.00%
Number of Upper Income Tracts		0
Percentage of Upper Income Tracts		0.00%
Number of NA Income Tracts		0
Percentage of NA Income Tracts		0.00%

Grant, NEBRASKA


Census Tract	Tract Income Class	Minority Tract
31075956300	MIDDLE	NO

Grant, NEBRASKA

Census Tract	Tract Income Class	Minority Tract
Summary Data: Grant		
Number of Census Tracts		1
Number of Minority Tracts		0
Percentage of Minority Tracts		0.00%
Number of Low Income Tracts		0
Percentage of Low Income Tracts		0.00%
Number of Moderate Income Tracts		0
Percentage of Moderate Income Tracts		0.00%
Number of Middle Income Tracts		1
Percentage of Middle Income Tracts		100.00%
Number of Upper Income Tracts		0
Percentage of Upper Income Tracts		0.00%
Number of NA Income Tracts		0
Percentage of NA Income Tracts		0.00%

Greeley, NEBRASKA

Census Tract	Tract Income Class	Minority Tract
31077970900	MIDDLE	NO



Greeley, NEBRASKA

Census Tract	Tract Income Class	Minority Tract
Summary Data: Greeley		
Number of Census Tracts		1
Number of Minority Tracts		0
Percentage of Minority Tracts		0.00%
Number of Low Income Tracts		0
Percentage of Low Income Tracts		0.00%
Number of Moderate Income Tracts		0
Percentage of Moderate Income Tracts		0.00%
Number of Middle Income Tracts		1
Percentage of Middle Income Tracts		100.00%
Number of Upper Income Tracts		0
Percentage of Upper Income Tracts		0.00%
Number of NA Income Tracts		0
Percentage of NA Income Tracts		0.00%

Hall, NEBRASKA

Census Tract	Tract Income Class	Minority Tract
31079000100	MIDDLE	NO
31079000200	MODERATE	YES
31079000300	MIDDLE	YES
31079000400	MIDDLE	NO
31079000500	MIDDLE	NO

Hall, NEBRASKA

Census Tract	Tract Income Class	Minority Tract
31079000600	UPPER	NO
31079000700	MODERATE	NO
31079000800	UPPER	NO
31079000900	MODERATE	YES
31079001000	MIDDLE	NO
31079001100	MIDDLE	NO
31079001200	UPPER	NO
31079001300	MIDDLE	NO
31079001400	MIDDLE	NO

Summary Data: Hall		
Number of Census Tracts		14
Number of Minority Tracts		3
Percentage of Minority Tracts		21.43%
Number of Low Income Tracts		0
Percentage of Low Income Tracts		0.00%
Number of Moderate Income Tracts		3
Percentage of Moderate Income Tracts		21.43%
Number of Middle Income Tracts		8
Percentage of Middle Income Tracts		57.14%
Number of Upper Income Tracts		3
Percentage of Upper Income Tracts		21.43%
Number of NA Income Tracts		0
Percentage of NA Income Tracts		0.00%

Hamilton, NEBRASKA

Census Tract	Tract Income Class	Minority Tract
31081969100	MIDDLE	NO
31081969200	MIDDLE	NO
31081969300	UPPER	NO

Summary Data: Hamilton		
Number of Census Tracts		3
Number of Minority Tracts		0
Percentage of Minority Tracts		0.00%
Number of Low Income Tracts		0
Percentage of Low Income Tracts		0.00%
Number of Moderate Income Tracts		0
Percentage of Moderate Income Tracts		0.00%
Number of Middle Income Tracts		2
Percentage of Middle Income Tracts		66.67%
Number of Upper Income Tracts		1
Percentage of Upper Income Tracts		33.33%
Number of NA Income Tracts		0
Percentage of NA Income Tracts		0.00%

Harlan, NEBRASKA

Census Tract	Tract Income Class	Minority Tract
31083964200	MIDDLE	NO

Harlan, NEBRASKA

Census Tract	Tract Income Class	Minority Tract
Summary Data: Harlan		
Number of Census Tracts		1
Number of Minority Tracts		0
Percentage of Minority Tracts		0.00%
Number of Low Income Tracts		0
Percentage of Low Income Tracts		0.00%
Number of Moderate Income Tracts		0
Percentage of Moderate Income Tracts		0.00%
Number of Middle Income Tracts		1
Percentage of Middle Income Tracts		100.00%
Number of Upper Income Tracts		0
Percentage of Upper Income Tracts		0.00%
Number of NA Income Tracts		0
Percentage of NA Income Tracts		0.00%

Hayes, NEBRASKA

Census Tract	Tract Income Class	Minority Tract
31085961500	MIDDLE	NO

Hayes, NEBRASKA

Census Tract	Tract Income Class	Minority Tract
Summary Data: Hayes		
Number of Census Tracts		1
Number of Minority Tracts		0
Percentage of Minority Tracts		0.00%
Number of Low Income Tracts		0
Percentage of Low Income Tracts		0.00%
Number of Moderate Income Tracts		0
Percentage of Moderate Income Tracts		0.00%
Number of Middle Income Tracts		1
Percentage of Middle Income Tracts		100.00%
Number of Upper Income Tracts		0
Percentage of Upper Income Tracts		0.00%
Number of NA Income Tracts		0
Percentage of NA Income Tracts		0.00%

Hitchcock, NEBRASKA


Census Tract	Tract Income Class	Minority Tract
31087962700	MIDDLE	NO

Hitchcock, NEBRASKA

Census Tract	Tract Income Class	Minority Tract
Summary Data: Hitchcock		
Number of Census Tracts		1
Number of Minority Tracts		0
Percentage of Minority Tracts		0.00%
Number of Low Income Tracts		0
Percentage of Low Income Tracts		0.00%
Number of Moderate Income Tracts		0
Percentage of Moderate Income Tracts		0.00%
Number of Middle Income Tracts		1
Percentage of Middle Income Tracts		100.00%
Number of Upper Income Tracts		0
Percentage of Upper Income Tracts		0.00%
Number of NA Income Tracts		0
Percentage of NA Income Tracts		0.00%

Holt, NEBRASKA

Census Tract	Tract Income Class	Minority Tract
31089974000	MIDDLE	NO
31089974100	MIDDLE	NO
31089974200	MIDDLE	NO
31089974300	MIDDLE	NO



Holt, NEBRASKA

Census Tract	Tract Income Class	Minority Tract
Summary Data: Holt		
Number of Census Tracts		4
Number of Minority Tracts		0
Percentage of Minority Tracts		0.00%
Number of Low Income Tracts		0
Percentage of Low Income Tracts		0.00%
Number of Moderate Income Tracts		0
Percentage of Moderate Income Tracts		0.00%
Number of Middle Income Tracts		4
Percentage of Middle Income Tracts		100.00%
Number of Upper Income Tracts		0
Percentage of Upper Income Tracts		0.00%
Number of NA Income Tracts		0
Percentage of NA Income Tracts		0.00%

Hooker, NEBRASKA

Census Tract	Tract Income Class	Minority Tract
31091956700	MIDDLE	NO

Hooker, NEBRASKA

Census Tract	Tract Income Class	Minority Tract
Summary Data: Hooker		
Number of Census Tracts		1
Number of Minority Tracts		0
Percentage of Minority Tracts		0.00%
Number of Low Income Tracts		0
Percentage of Low Income Tracts		0.00%
Number of Moderate Income Tracts		0
Percentage of Moderate Income Tracts		0.00%
Number of Middle Income Tracts		1
Percentage of Middle Income Tracts		100.00%
Number of Upper Income Tracts		0
Percentage of Upper Income Tracts		0.00%
Number of NA Income Tracts		0
Percentage of NA Income Tracts		0.00%

Howard, NEBRASKA


Census Tract	Tract Income Class	Minority Tract
31093970500	MIDDLE	NO
31093970600	MIDDLE	NO

Howard, NEBRASKA

Census Tract	Tract Income Class	Minority Tract
Summary Data: Howard		
Number of Census Tracts		2
Number of Minority Tracts		0
Percentage of Minority Tracts		0.00%
Number of Low Income Tracts		0
Percentage of Low Income Tracts		0.00%
Number of Moderate Income Tracts		0
Percentage of Moderate Income Tracts		0.00%
Number of Middle Income Tracts		2
Percentage of Middle Income Tracts		100.00%
Number of Upper Income Tracts		0
Percentage of Upper Income Tracts		0.00%
Number of NA Income Tracts		0
Percentage of NA Income Tracts		0.00%

Jefferson, NEBRASKA

Census Tract	Tract Income Class	Minority Tract
31095963600	MIDDLE	NO
31095963700	MIDDLE	NO
31095963800	MODERATE	NO



Jefferson, NEBRASKA

Census Tract	Tract Income Class	Minority Tract
Summary Data: Jefferson		
Number of Census Tracts		3
Number of Minority Tracts		0
Percentage of Minority Tracts		0.00%
Number of Low Income Tracts		0
Percentage of Low Income Tracts		0.00%
Number of Moderate Income Tracts		1
Percentage of Moderate Income Tracts		33.33%
Number of Middle Income Tracts		2
Percentage of Middle Income Tracts		66.67%
Number of Upper Income Tracts		0
Percentage of Upper Income Tracts		0.00%
Number of NA Income Tracts		0
Percentage of NA Income Tracts		0.00%

Johnson, NEBRASKA

Census Tract	Tract Income Class	Minority Tract
Summary Data: Johnson		
Number of Census Tracts		2
Number of Minority Tracts		0
Percentage of Minority Tracts		0.00%
Number of Low Income Tracts		0
Percentage of Low Income Tracts		0.00%
Number of Moderate Income Tracts		1
Percentage of Moderate Income Tracts		50.00%
Number of Middle Income Tracts		1
Percentage of Middle Income Tracts		50.00%
Number of Upper Income Tracts		0
Percentage of Upper Income Tracts		0.00%
Number of NA Income Tracts		0
Percentage of NA Income Tracts		0.00%

Kearney, NEBRASKA

Census Tract	Tract Income Class	Minority Tract
Summary Data: Kearney		
Number of Census Tracts		2
Number of Minority Tracts		0
Percentage of Minority Tracts		0.00%
Number of Low Income Tracts		0
Percentage of Low Income Tracts		0.00%
Number of Moderate Income Tracts		0
Percentage of Moderate Income Tracts		0.00%
Number of Middle Income Tracts		2
Percentage of Middle Income Tracts		100.00%
Number of Upper Income Tracts		0
Percentage of Upper Income Tracts		0.00%
Number of NA Income Tracts		0
Percentage of NA Income Tracts		0.00%

Johnson, NEBRASKA


Census Tract	Tract Income Class	Minority Tract
31097967500	MIDDLE	NO
31097967600	MODERATE	NO

Kearney, NEBRASKA

Census Tract	Tract Income Class	Minority Tract
31099966600	MIDDLE	NO
31099966700	MIDDLE	NO

Keith, NEBRASKA

Census Tract	Tract Income Class	Minority Tract
31101000100	MODERATE	NO
31101000200	MIDDLE	NO
31101000300	MIDDLE	NO



Keith, NEBRASKA

Census Tract	Tract Income Class	Minority Tract
Summary Data: Keith		
Number of Census Tracts		3
Number of Minority Tracts		0
Percentage of Minority Tracts		0.00%
Number of Low Income Tracts		0
Percentage of Low Income Tracts		0.00%
Number of Moderate Income Tracts		1
Percentage of Moderate Income Tracts		33.33%
Number of Middle Income Tracts		2
Percentage of Middle Income Tracts		66.67%
Number of Upper Income Tracts		0
Percentage of Upper Income Tracts		0.00%
Number of NA Income Tracts		0
Percentage of NA Income Tracts		0.00%

Keya Paha, NEBRASKA

Census Tract	Tract Income Class	Minority Tract
31103975400	MIDDLE	NO

Keya Paha, NEBRASKA

Census Tract	Tract Income Class	Minority Tract
Summary Data: Keya Paha		
Number of Census Tracts		1
Number of Minority Tracts		0
Percentage of Minority Tracts		0.00%
Number of Low Income Tracts		0
Percentage of Low Income Tracts		0.00%
Number of Moderate Income Tracts		0
Percentage of Moderate Income Tracts		0.00%
Number of Middle Income Tracts		1
Percentage of Middle Income Tracts		100.00%
Number of Upper Income Tracts		0
Percentage of Upper Income Tracts		0.00%
Number of NA Income Tracts		0
Percentage of NA Income Tracts		0.00%

Kimball, NEBRASKA


Census Tract	Tract Income Class	Minority Tract
31105954500	MIDDLE	NO

Kimball, NEBRASKA

Census Tract	Tract Income Class	Minority Tract
Summary Data: Kimball		
Number of Census Tracts		1
Number of Minority Tracts		0
Percentage of Minority Tracts		0.00%
Number of Low Income Tracts		0
Percentage of Low Income Tracts		0.00%
Number of Moderate Income Tracts		0
Percentage of Moderate Income Tracts		0.00%
Number of Middle Income Tracts		1
Percentage of Middle Income Tracts		100.00%
Number of Upper Income Tracts		0
Percentage of Upper Income Tracts		0.00%
Number of NA Income Tracts		0
Percentage of NA Income Tracts		0.00%

Knox, NEBRASKA

Census Tract	Tract Income Class	Minority Tract
31107976200	MIDDLE	NO
31107976300	MIDDLE	NO
31107976400	MIDDLE	NO



Knox, NEBRASKA

Census Tract	Tract Income Class	Minority Tract
Summary Data: Knox		
Number of Census Tracts		3
Number of Minority Tracts		0
Percentage of Minority Tracts		0.00%
Number of Low Income Tracts		0
Percentage of Low Income Tracts		0.00%
Number of Moderate Income Tracts		0
Percentage of Moderate Income Tracts		0.00%
Number of Middle Income Tracts		3
Percentage of Middle Income Tracts		100.00%
Number of Upper Income Tracts		0
Percentage of Upper Income Tracts		0.00%
Number of NA Income Tracts		0
Percentage of NA Income Tracts		0.00%

Lancaster, NEBRASKA

Census Tract	Tract Income Class	Minority Tract
31109000100	MODERATE	NO
31109000201	MODERATE	NO
31109000202	LOW	NO
31109000300	LOW	NO
31109000400	MODERATE	NO

Lancaster, NEBRASKA

Census Tract	Tract Income Class	Minority Tract
31109000500	NA	NO
31109000600	NA	NO
31109000700	MODERATE	YES
31109000800	MODERATE	NO
31109000900	MIDDLE	NO
31109001001	MIDDLE	NO
31109001002	MODERATE	NO
31109001003	MODERATE	NO
31109001101	MIDDLE	NO
31109001102	MIDDLE	NO
31109001200	MIDDLE	NO
31109001301	UPPER	NO
31109001302	MIDDLE	NO
31109001400	MIDDLE	NO
31109001500	MIDDLE	NO
31109001600	MIDDLE	NO
31109001700	LOW	NO
31109001800	LOW	NO
31109001900	UPPER	NO
31109002001	LOW	NO
31109002002	LOW	NO
31109002100	MODERATE	NO
31109002200	MODERATE	NO
31109002300	MIDDLE	NO
31109002400	UPPER	NO
31109002500	MIDDLE	NO
31109002701	MODERATE	NO

Lancaster, NEBRASKA

Census Tract	Tract Income Class	Minority Tract
31109002702	MIDDLE	NO
31109002800	MIDDLE	NO
31109002900	MODERATE	NO
31109003002	MODERATE	NO
31109003003	MODERATE	NO
31109003004	MIDDLE	NO
31109003005	MIDDLE	NO
31109003102	UPPER	NO
31109003103	MODERATE	NO
31109003104	MODERATE	NO
31109003202	MODERATE	NO
31109003301	MIDDLE	NO
31109003302	MIDDLE	NO
31109003401	MIDDLE	NO
31109003402	MIDDLE	NO
31109003500	NA	NO
31109003601	NA	YES
31109003604	UPPER	NO
31109003605	MIDDLE	NO
31109003607	MIDDLE	NO
31109003608	MIDDLE	NO
31109003609	UPPER	NO
31109003704	MODERATE	NO
31109003708	MIDDLE	NO
31109003709	UPPER	NO
31109003713	UPPER	NO
31109003714	UPPER	NO



Lancaster, NEBRASKA

Census Tract	Tract Income Class	Minority Tract
31109003715	UPPER	NO
31109003716	UPPER	NO
31109003718	UPPER	NO
31109003719	UPPER	NO
31109003721	UPPER	NO
31109003722	MIDDLE	NO
31109003723	UPPER	NO
31109003724	UPPER	NO
31109003725	UPPER	NO
31109003726	UPPER	NO
31109003727	UPPER	NO
31109003728	UPPER	NO
31109003801	UPPER	NO
31109003802	MIDDLE	NO
31109010100	UPPER	NO
31109010202	UPPER	NO
31109010203	UPPER	NO
31109010204	UPPER	NO
31109010300	MIDDLE	NO
31109010401	UPPER	NO
31109010402	UPPER	NO
31109983200	NA	NO

Lancaster, NEBRASKA

Census Tract	Tract Income Class	Minority Tract
Summary Data: Lancaster		
Number of Census Tracts		81
Number of Minority Tracts		2
Percentage of Minority Tracts		2.47%
Number of Low Income Tracts		6
Percentage of Low Income Tracts		7.41%
Number of Moderate Income Tracts		17
Percentage of Moderate Income Tracts		20.99%
Number of Middle Income Tracts		26
Percentage of Middle Income Tracts		32.10%
Number of Upper Income Tracts		27
Percentage of Upper Income Tracts		33.33%
Number of NA Income Tracts		5
Percentage of NA Income Tracts		6.17%

Lincoln, NEBRASKA

Census Tract	Tract Income Class	Minority Tract
31111959700	MIDDLE	NO
31111959800	UPPER	NO
31111959900	MODERATE	NO
31111960200	MIDDLE	NO
31111960300	MIDDLE	NO

Lincoln, NEBRASKA

Census Tract	Tract Income Class	Minority Tract
31111960400	MIDDLE	NO
31111960500	MIDDLE	NO
31111960600	UPPER	NO
Summary Data: Lincoln		
Number of Census Tracts		8
Number of Minority Tracts		0
Percentage of Minority Tracts		0.00%
Number of Low Income Tracts		0
Percentage of Low Income Tracts		0.00%
Number of Moderate Income Tracts		1
Percentage of Moderate Income Tracts		12.50%
Number of Middle Income Tracts		5
Percentage of Middle Income Tracts		62.50%
Number of Upper Income Tracts		2
Percentage of Upper Income Tracts		25.00%
Number of NA Income Tracts		0
Percentage of NA Income Tracts		0.00%

Logan, NEBRASKA

Census Tract	Tract Income Class	Minority Tract
31113957500	MIDDLE	NO



Logan, NEBRASKA

Census Tract	Tract Income Class	Minority Tract
Summary Data: Logan		
Number of Census Tracts		1
Number of Minority Tracts		0
Percentage of Minority Tracts		0.00%
Number of Low Income Tracts		0
Percentage of Low Income Tracts		0.00%
Number of Moderate Income Tracts		0
Percentage of Moderate Income Tracts		0.00%
Number of Middle Income Tracts		1
Percentage of Middle Income Tracts		100.00%
Number of Upper Income Tracts		0
Percentage of Upper Income Tracts		0.00%
Number of NA Income Tracts		0
Percentage of NA Income Tracts		0.00%

Loup, NEBRASKA

Census Tract	Tract Income Class	Minority Tract
31115972800	MIDDLE	NO

Loup, NEBRASKA

Census Tract	Tract Income Class	Minority Tract
Summary Data: Loup		
Number of Census Tracts		1
Number of Minority Tracts		0
Percentage of Minority Tracts		0.00%
Number of Low Income Tracts		0
Percentage of Low Income Tracts		0.00%
Number of Moderate Income Tracts		0
Percentage of Moderate Income Tracts		0.00%
Number of Middle Income Tracts		1
Percentage of Middle Income Tracts		100.00%
Number of Upper Income Tracts		0
Percentage of Upper Income Tracts		0.00%
Number of NA Income Tracts		0
Percentage of NA Income Tracts		0.00%

Madison, NEBRASKA

Census Tract	Tract Income Class	Minority Tract
31119960600	MIDDLE	NO
31119960700	MODERATE	NO
31119960801	UPPER	NO
31119960802	UPPER	NO
31119960900	MIDDLE	NO

Madison, NEBRASKA

Census Tract	Tract Income Class	Minority Tract
31119961000	MODERATE	NO
31119961100	MIDDLE	NO
31119961200	MIDDLE	NO
31119961300	MIDDLE	NO
Summary Data: Madison		
Number of Census Tracts		9
Number of Minority Tracts		0
Percentage of Minority Tracts		0.00%
Number of Low Income Tracts		0
Percentage of Low Income Tracts		0.00%
Number of Moderate Income Tracts		2
Percentage of Moderate Income Tracts		22.22%
Number of Middle Income Tracts		5
Percentage of Middle Income Tracts		55.56%
Number of Upper Income Tracts		2
Percentage of Upper Income Tracts		22.22%
Number of NA Income Tracts		0
Percentage of NA Income Tracts		0.00%

McPherson, NEBRASKA

Census Tract	Tract Income Class	Minority Tract
31117957900	MODERATE	NO



McPherson, NEBRASKA

Census Tract	Tract Income Class	Minority Tract
Summary Data: McPherson		
Number of Census Tracts		1
Number of Minority Tracts		0
Percentage of Minority Tracts		0.00%
Number of Low Income Tracts		0
Percentage of Low Income Tracts		0.00%
Number of Moderate Income Tracts		1
Percentage of Moderate Income Tracts		100.00%
Number of Middle Income Tracts		0
Percentage of Middle Income Tracts		0.00%
Number of Upper Income Tracts		0
Percentage of Upper Income Tracts		0.00%
Number of NA Income Tracts		0
Percentage of NA Income Tracts		0.00%

Merrick, NEBRASKA

Census Tract	Tract Income Class	Minority Tract
31121966600	MIDDLE	NO
31121966700	MIDDLE	NO
31121966800	MIDDLE	NO

Merrick, NEBRASKA

Census Tract	Tract Income Class	Minority Tract
Summary Data: Merrick		
Number of Census Tracts		3
Number of Minority Tracts		0
Percentage of Minority Tracts		0.00%
Number of Low Income Tracts		0
Percentage of Low Income Tracts		0.00%
Number of Moderate Income Tracts		0
Percentage of Moderate Income Tracts		0.00%
Number of Middle Income Tracts		3
Percentage of Middle Income Tracts		100.00%
Number of Upper Income Tracts		0
Percentage of Upper Income Tracts		0.00%
Number of NA Income Tracts		0
Percentage of NA Income Tracts		0.00%

Morrill, NEBRASKA


Census Tract	Tract Income Class	Minority Tract
31123952500	MIDDLE	NO

Morrill, NEBRASKA

Census Tract	Tract Income Class	Minority Tract
Summary Data: Morrill		
Number of Census Tracts		1
Number of Minority Tracts		0
Percentage of Minority Tracts		0.00%
Number of Low Income Tracts		0
Percentage of Low Income Tracts		0.00%
Number of Moderate Income Tracts		0
Percentage of Moderate Income Tracts		0.00%
Number of Middle Income Tracts		1
Percentage of Middle Income Tracts		100.00%
Number of Upper Income Tracts		0
Percentage of Upper Income Tracts		0.00%
Number of NA Income Tracts		0
Percentage of NA Income Tracts		0.00%

Nance, NEBRASKA

Census Tract	Tract Income Class	Minority Tract
31125966100	MIDDLE	NO



Nance, NEBRASKA

Census Tract	Tract Income Class	Minority Tract
Summary Data: Nance		
Number of Census Tracts		1
Number of Minority Tracts		0
Percentage of Minority Tracts		0.00%
Number of Low Income Tracts		0
Percentage of Low Income Tracts		0.00%
Number of Moderate Income Tracts		0
Percentage of Moderate Income Tracts		0.00%
Number of Middle Income Tracts		1
Percentage of Middle Income Tracts		100.00%
Number of Upper Income Tracts		0
Percentage of Upper Income Tracts		0.00%
Number of NA Income Tracts		0
Percentage of NA Income Tracts		0.00%

Nemaha, NEBRASKA

Census Tract	Tract Income Class	Minority Tract
31127968100	MIDDLE	NO
31127968200	MIDDLE	NO

Nemaha, NEBRASKA

Census Tract	Tract Income Class	Minority Tract
Summary Data: Nemaha		
Number of Census Tracts		2
Number of Minority Tracts		0
Percentage of Minority Tracts		0.00%
Number of Low Income Tracts		0
Percentage of Low Income Tracts		0.00%
Number of Moderate Income Tracts		0
Percentage of Moderate Income Tracts		0.00%
Number of Middle Income Tracts		2
Percentage of Middle Income Tracts		100.00%
Number of Upper Income Tracts		0
Percentage of Upper Income Tracts		0.00%
Number of NA Income Tracts		0
Percentage of NA Income Tracts		0.00%

Nuckolls, NEBRASKA

Census Tract	Tract Income Class	Minority Tract
31129960000	MIDDLE	NO
31129960100	MIDDLE	NO

Nuckolls, NEBRASKA

Census Tract	Tract Income Class	Minority Tract
Summary Data: Nuckolls		
Number of Census Tracts		2
Number of Minority Tracts		0
Percentage of Minority Tracts		0.00%
Number of Low Income Tracts		0
Percentage of Low Income Tracts		0.00%
Number of Moderate Income Tracts		0
Percentage of Moderate Income Tracts		0.00%
Number of Middle Income Tracts		2
Percentage of Middle Income Tracts		100.00%
Number of Upper Income Tracts		0
Percentage of Upper Income Tracts		0.00%
Number of NA Income Tracts		0
Percentage of NA Income Tracts		0.00%

Otoe, NEBRASKA

Census Tract	Tract Income Class	Minority Tract
31131966600	UPPER	NO
31131966700	UPPER	NO
31131966800	UPPER	NO
31131966900	MIDDLE	NO
31131967000	MIDDLE	NO



Otoe, NEBRASKA

Census Tract	Tract Income Class	Minority Tract
Summary Data: Otoe		
Number of Census Tracts		5
Number of Minority Tracts		0
Percentage of Minority Tracts		0.00%
Number of Low Income Tracts		0
Percentage of Low Income Tracts		0.00%
Number of Moderate Income Tracts		0
Percentage of Moderate Income Tracts		0.00%
Number of Middle Income Tracts		2
Percentage of Middle Income Tracts		40.00%
Number of Upper Income Tracts		3
Percentage of Upper Income Tracts		60.00%
Number of NA Income Tracts		0
Percentage of NA Income Tracts		0.00%

Pawnee, NEBRASKA

Census Tract	Tract Income Class	Minority Tract
31133967800	MIDDLE	NO

Pawnee, NEBRASKA

Census Tract	Tract Income Class	Minority Tract
Summary Data: Pawnee		
Number of Census Tracts		1
Number of Minority Tracts		0
Percentage of Minority Tracts		0.00%
Number of Low Income Tracts		0
Percentage of Low Income Tracts		0.00%
Number of Moderate Income Tracts		0
Percentage of Moderate Income Tracts		0.00%
Number of Middle Income Tracts		1
Percentage of Middle Income Tracts		100.00%
Number of Upper Income Tracts		0
Percentage of Upper Income Tracts		0.00%
Number of NA Income Tracts		0
Percentage of NA Income Tracts		0.00%

Perkins, NEBRASKA


Census Tract	Tract Income Class	Minority Tract
31135959300	MIDDLE	NO

Perkins, NEBRASKA

Census Tract	Tract Income Class	Minority Tract
Summary Data: Perkins		
Number of Census Tracts		1
Number of Minority Tracts		0
Percentage of Minority Tracts		0.00%
Number of Low Income Tracts		0
Percentage of Low Income Tracts		0.00%
Number of Moderate Income Tracts		0
Percentage of Moderate Income Tracts		0.00%
Number of Middle Income Tracts		1
Percentage of Middle Income Tracts		100.00%
Number of Upper Income Tracts		0
Percentage of Upper Income Tracts		0.00%
Number of NA Income Tracts		0
Percentage of NA Income Tracts		0.00%

Phelps, NEBRASKA

Census Tract	Tract Income Class	Minority Tract
31137967000	MIDDLE	NO
31137967100	MIDDLE	NO
31137967200	MIDDLE	NO



Phelps, NEBRASKA

Census Tract	Tract Income Class	Minority Tract
Summary Data: Phelps		
Number of Census Tracts		3
Number of Minority Tracts		0
Percentage of Minority Tracts		0.00%
Number of Low Income Tracts		0
Percentage of Low Income Tracts		0.00%
Number of Moderate Income Tracts		0
Percentage of Moderate Income Tracts		0.00%
Number of Middle Income Tracts		3
Percentage of Middle Income Tracts		100.00%
Number of Upper Income Tracts		0
Percentage of Upper Income Tracts		0.00%
Number of NA Income Tracts		0
Percentage of NA Income Tracts		0.00%

Pierce, NEBRASKA

Census Tract	Tract Income Class	Minority Tract
31139979100	MIDDLE	NO
31139979200	MIDDLE	NO

Pierce, NEBRASKA

Census Tract	Tract Income Class	Minority Tract
Summary Data: Pierce		
Number of Census Tracts		2
Number of Minority Tracts		0
Percentage of Minority Tracts		0.00%
Number of Low Income Tracts		0
Percentage of Low Income Tracts		0.00%
Number of Moderate Income Tracts		0
Percentage of Moderate Income Tracts		0.00%
Number of Middle Income Tracts		2
Percentage of Middle Income Tracts		100.00%
Number of Upper Income Tracts		0
Percentage of Upper Income Tracts		0.00%
Number of NA Income Tracts		0
Percentage of NA Income Tracts		0.00%

Platte, NEBRASKA

Census Tract	Tract Income Class	Minority Tract
31141965100	UPPER	NO
31141965298	MIDDLE	NO
31141965301	MIDDLE	NO
31141965302	MIDDLE	NO
31141965400	MIDDLE	NO

Platte, NEBRASKA

Census Tract	Tract Income Class	Minority Tract
31141965500	MIDDLE	NO
31141965600	MIDDLE	NO
31141965700	MIDDLE	NO
Summary Data: Platte		
Number of Census Tracts		8
Number of Minority Tracts		0
Percentage of Minority Tracts		0.00%
Number of Low Income Tracts		0
Percentage of Low Income Tracts		0.00%
Number of Moderate Income Tracts		0
Percentage of Moderate Income Tracts		0.00%
Number of Middle Income Tracts		7
Percentage of Middle Income Tracts		87.50%
Number of Upper Income Tracts		1
Percentage of Upper Income Tracts		12.50%
Number of NA Income Tracts		0
Percentage of NA Income Tracts		0.00%

Polk, NEBRASKA

Census Tract	Tract Income Class	Minority Tract
31143960000	MIDDLE	NO
31143960100	MIDDLE	NO



Polk, NEBRASKA

Census Tract	Tract Income Class	Minority Tract
Summary Data: Polk		
Number of Census Tracts		2
Number of Minority Tracts		0
Percentage of Minority Tracts		0.00%
Number of Low Income Tracts		0
Percentage of Low Income Tracts		0.00%
Number of Moderate Income Tracts		0
Percentage of Moderate Income Tracts		0.00%
Number of Middle Income Tracts		2
Percentage of Middle Income Tracts		100.00%
Number of Upper Income Tracts		0
Percentage of Upper Income Tracts		0.00%
Number of NA Income Tracts		0
Percentage of NA Income Tracts		0.00%

Red Willow, NEBRASKA

Census Tract	Tract Income Class	Minority Tract
Summary Data: Red Willow		
Number of Census Tracts		3
Number of Minority Tracts		0
Percentage of Minority Tracts		0.00%
Number of Low Income Tracts		0
Percentage of Low Income Tracts		0.00%
Number of Moderate Income Tracts		1
Percentage of Moderate Income Tracts		33.33%
Number of Middle Income Tracts		2
Percentage of Middle Income Tracts		66.67%
Number of Upper Income Tracts		0
Percentage of Upper Income Tracts		0.00%
Number of NA Income Tracts		0
Percentage of NA Income Tracts		0.00%

Richardson, NEBRASKA

Census Tract	Tract Income Class	Minority Tract
Summary Data: Richardson		
Number of Census Tracts		3
Number of Minority Tracts		0
Percentage of Minority Tracts		0.00%
Number of Low Income Tracts		0
Percentage of Low Income Tracts		0.00%
Number of Moderate Income Tracts		1
Percentage of Moderate Income Tracts		33.33%
Number of Middle Income Tracts		2
Percentage of Middle Income Tracts		66.67%
Number of Upper Income Tracts		0
Percentage of Upper Income Tracts		0.00%
Number of NA Income Tracts		0
Percentage of NA Income Tracts		0.00%

Red Willow, NEBRASKA


Census Tract	Tract Income Class	Minority Tract
31145963100	MIDDLE	NO
31145963200	MIDDLE	NO
31145963300	MODERATE	NO

Richardson, NEBRASKA

Census Tract	Tract Income Class	Minority Tract
31147964500	MIDDLE	NO
31147968500	MIDDLE	NO
31147968600	MODERATE	NO

Rock, NEBRASKA

Census Tract	Tract Income Class	Minority Tract
31149974600	MIDDLE	NO



Rock, NEBRASKA

Census Tract	Tract Income Class	Minority Tract
Summary Data: Rock		
Number of Census Tracts		1
Number of Minority Tracts		0
Percentage of Minority Tracts		0.00%
Number of Low Income Tracts		0
Percentage of Low Income Tracts		0.00%
Number of Moderate Income Tracts		0
Percentage of Moderate Income Tracts		0.00%
Number of Middle Income Tracts		1
Percentage of Middle Income Tracts		100.00%
Number of Upper Income Tracts		0
Percentage of Upper Income Tracts		0.00%
Number of NA Income Tracts		0
Percentage of NA Income Tracts		0.00%

Saline, NEBRASKA

Census Tract	Tract Income Class	Minority Tract
31151960601	MIDDLE	NO
31151960602	MODERATE	YES
31151960700	MIDDLE	NO
31151960800	MIDDLE	NO
31151960900	MIDDLE	NO

Saline, NEBRASKA

Census Tract	Tract Income Class	Minority Tract
Summary Data: Saline		
Number of Census Tracts		5
Number of Minority Tracts		1
Percentage of Minority Tracts		20.00%
Number of Low Income Tracts		0
Percentage of Low Income Tracts		0.00%
Number of Moderate Income Tracts		1
Percentage of Moderate Income Tracts		20.00%
Number of Middle Income Tracts		4
Percentage of Middle Income Tracts		80.00%
Number of Upper Income Tracts		0
Percentage of Upper Income Tracts		0.00%
Number of NA Income Tracts		0
Percentage of NA Income Tracts		0.00%

Sarpy, NEBRASKA

Census Tract	Tract Income Class	Minority Tract
31153010103	MIDDLE	NO
31153010104	MIDDLE	NO
31153010105	MIDDLE	NO
31153010106	MODERATE	NO
31153010107	MIDDLE	NO

Sarpy, NEBRASKA

Census Tract	Tract Income Class	Minority Tract
31153010108	MIDDLE	NO
31153010203	UPPER	NO
31153010204	MIDDLE	NO
31153010205	UPPER	NO
31153010206	UPPER	NO
31153010207	UPPER	NO
31153010208	UPPER	NO
31153010209	MIDDLE	NO
31153010302	MODERATE	NO
31153010305	MODERATE	NO
31153010306	MODERATE	NO
31153010401	MODERATE	NO
31153010402	MODERATE	NO
31153010502	MIDDLE	NO
31153010503	MIDDLE	NO
31153010504	MIDDLE	NO
31153010505	MIDDLE	NO
31153010614	MIDDLE	NO
31153010615	MIDDLE	NO
31153010616	UPPER	NO
31153010617	UPPER	NO
31153010619	MIDDLE	NO
31153010620	UPPER	NO
31153010621	MIDDLE	NO
31153010622	UPPER	NO
31153010623	MIDDLE	NO
31153010624	UPPER	NO



Sarpy, NEBRASKA

Census Tract	Tract Income Class	Minority Tract
31153010625	MIDDLE	NO
31153010626	MIDDLE	NO
31153010627	UPPER	NO
31153010629	UPPER	NO
31153010630	UPPER	NO
31153010631	UPPER	NO
31153010632	UPPER	NO
31153010633	MODERATE	NO
31153010634	UPPER	NO
31153010635	UPPER	NO
31153010636	UPPER	NO
31153010637	UPPER	NO
31153010638	UPPER	NO
31153010701	UPPER	NO
31153010702	MIDDLE	NO

Sarpy, NEBRASKA

Census Tract	Tract Income Class	Minority Tract
Summary Data: Sarpy		
Number of Census Tracts		47
Number of Minority Tracts		0
Percentage of Minority Tracts		0.00%
Number of Low Income Tracts		0
Percentage of Low Income Tracts		0.00%
Number of Moderate Income Tracts		7
Percentage of Moderate Income Tracts		14.89%
Number of Middle Income Tracts		19
Percentage of Middle Income Tracts		40.43%
Number of Upper Income Tracts		21
Percentage of Upper Income Tracts		44.68%
Number of NA Income Tracts		0
Percentage of NA Income Tracts		0.00%

Saunders, NEBRASKA

Census Tract	Tract Income Class	Minority Tract
Summary Data: Saunders		
Number of Census Tracts		5
Number of Minority Tracts		0
Percentage of Minority Tracts		0.00%
Number of Low Income Tracts		0
Percentage of Low Income Tracts		0.00%
Number of Moderate Income Tracts		0
Percentage of Moderate Income Tracts		0.00%
Number of Middle Income Tracts		5
Percentage of Middle Income Tracts		100.00%
Number of Upper Income Tracts		0
Percentage of Upper Income Tracts		0.00%
Number of NA Income Tracts		0
Percentage of NA Income Tracts		0.00%

Saunders, NEBRASKA

Census Tract	Tract Income Class	Minority Tract
31155968100	MIDDLE	NO
31155968200	MIDDLE	NO
31155968300	MIDDLE	NO
31155968400	MIDDLE	NO
31155968500	MIDDLE	NO

Scotts Bluff, NEBRASKA

Census Tract	Tract Income Class	Minority Tract
31157952900	MIDDLE	NO
31157953000	MIDDLE	NO
31157953100	MIDDLE	NO
31157953200	MIDDLE	NO
31157953300	MODERATE	NO



Scotts Bluff, NEBRASKA

Census Tract	Tract Income Class	Minority Tract
31157953400	UPPER	NO
31157953500	MIDDLE	NO
31157953600	MIDDLE	NO
31157953700	MODERATE	YES
31157953800	MIDDLE	NO
31157953900	MIDDLE	NO

Summary Data: Scotts Bluff

Number of Census Tracts	11
Number of Minority Tracts	1
Percentage of Minority Tracts	9.09%
Number of Low Income Tracts	0
Percentage of Low Income Tracts	0.00%
Number of Moderate Income Tracts	2
Percentage of Moderate Income Tracts	18.18%
Number of Middle Income Tracts	8
Percentage of Middle Income Tracts	72.73%
Number of Upper Income Tracts	1
Percentage of Upper Income Tracts	9.09%
Number of NA Income Tracts	0
Percentage of NA Income Tracts	0.00%

Seward, NEBRASKA

Census Tract	Tract Income Class	Minority Tract
31159960100	MIDDLE	NO
31159960200	MIDDLE	NO
31159960300	MIDDLE	NO
31159960400	MIDDLE	NO

Summary Data: Seward

Number of Census Tracts	4
Number of Minority Tracts	0
Percentage of Minority Tracts	0.00%
Number of Low Income Tracts	0
Percentage of Low Income Tracts	0.00%
Number of Moderate Income Tracts	0
Percentage of Moderate Income Tracts	0.00%
Number of Middle Income Tracts	4
Percentage of Middle Income Tracts	100.00%
Number of Upper Income Tracts	0
Percentage of Upper Income Tracts	0.00%
Number of NA Income Tracts	0
Percentage of NA Income Tracts	0.00%

Sheridan, NEBRASKA

Census Tract	Tract Income Class	Minority Tract
31161951600	MODERATE	NO

Sheridan, NEBRASKA

Census Tract	Tract Income Class	Minority Tract
31161951700	MIDDLE	NO

Summary Data: Sheridan

Number of Census Tracts	2
Number of Minority Tracts	0
Percentage of Minority Tracts	0.00%
Number of Low Income Tracts	0
Percentage of Low Income Tracts	0.00%
Number of Moderate Income Tracts	1
Percentage of Moderate Income Tracts	50.00%
Number of Middle Income Tracts	1
Percentage of Middle Income Tracts	50.00%
Number of Upper Income Tracts	0
Percentage of Upper Income Tracts	0.00%
Number of NA Income Tracts	0
Percentage of NA Income Tracts	0.00%

Sherman, NEBRASKA

Census Tract	Tract Income Class	Minority Tract
31163970100	MIDDLE	NO



Sherman, NEBRASKA

Census Tract	Tract Income Class	Minority Tract
Summary Data: Sherman		
Number of Census Tracts		1
Number of Minority Tracts		0
Percentage of Minority Tracts		0.00%
Number of Low Income Tracts		0
Percentage of Low Income Tracts		0.00%
Number of Moderate Income Tracts		0
Percentage of Moderate Income Tracts		0.00%
Number of Middle Income Tracts		1
Percentage of Middle Income Tracts		100.00%
Number of Upper Income Tracts		0
Percentage of Upper Income Tracts		0.00%
Number of NA Income Tracts		0
Percentage of NA Income Tracts		0.00%

Sioux, NEBRASKA

Census Tract	Tract Income Class	Minority Tract
31165950100	MODERATE	NO

Sioux, NEBRASKA

Census Tract	Tract Income Class	Minority Tract
Summary Data: Sioux		
Number of Census Tracts		1
Number of Minority Tracts		0
Percentage of Minority Tracts		0.00%
Number of Low Income Tracts		0
Percentage of Low Income Tracts		0.00%
Number of Moderate Income Tracts		1
Percentage of Moderate Income Tracts		100.00%
Number of Middle Income Tracts		0
Percentage of Middle Income Tracts		0.00%
Number of Upper Income Tracts		0
Percentage of Upper Income Tracts		0.00%
Number of NA Income Tracts		0
Percentage of NA Income Tracts		0.00%

Stanton, NEBRASKA


Census Tract	Tract Income Class	Minority Tract
31167962100	MIDDLE	NO
31167962200	MIDDLE	NO

Stanton, NEBRASKA

Census Tract	Tract Income Class	Minority Tract
Summary Data: Stanton		
Number of Census Tracts		2
Number of Minority Tracts		0
Percentage of Minority Tracts		0.00%
Number of Low Income Tracts		0
Percentage of Low Income Tracts		0.00%
Number of Moderate Income Tracts		0
Percentage of Moderate Income Tracts		0.00%
Number of Middle Income Tracts		2
Percentage of Middle Income Tracts		100.00%
Number of Upper Income Tracts		0
Percentage of Upper Income Tracts		0.00%
Number of NA Income Tracts		0
Percentage of NA Income Tracts		0.00%

Thayer, NEBRASKA

Census Tract	Tract Income Class	Minority Tract
31169963100	MIDDLE	NO
31169963200	MIDDLE	NO



Thayer, NEBRASKA

Census Tract	Tract Income Class	Minority Tract
Summary Data: Thayer		
Number of Census Tracts		2
Number of Minority Tracts		0
Percentage of Minority Tracts		0.00%
Number of Low Income Tracts		0
Percentage of Low Income Tracts		0.00%
Number of Moderate Income Tracts		0
Percentage of Moderate Income Tracts		0.00%
Number of Middle Income Tracts		2
Percentage of Middle Income Tracts		100.00%
Number of Upper Income Tracts		0
Percentage of Upper Income Tracts		0.00%
Number of NA Income Tracts		0
Percentage of NA Income Tracts		0.00%

Thomas, NEBRASKA

Census Tract	Tract Income Class	Minority Tract
31171957100	MIDDLE	NO

Thomas, NEBRASKA

Census Tract	Tract Income Class	Minority Tract
Summary Data: Thomas		
Number of Census Tracts		1
Number of Minority Tracts		0
Percentage of Minority Tracts		0.00%
Number of Low Income Tracts		0
Percentage of Low Income Tracts		0.00%
Number of Moderate Income Tracts		0
Percentage of Moderate Income Tracts		0.00%
Number of Middle Income Tracts		1
Percentage of Middle Income Tracts		100.00%
Number of Upper Income Tracts		0
Percentage of Upper Income Tracts		0.00%
Number of NA Income Tracts		0
Percentage of NA Income Tracts		0.00%

Thurston, NEBRASKA


Census Tract	Tract Income Class	Minority Tract
31173940100	MIDDLE	YES
31173940200	MODERATE	YES

Thurston, NEBRASKA

Census Tract	Tract Income Class	Minority Tract
Summary Data: Thurston		
Number of Census Tracts		2
Number of Minority Tracts		2
Percentage of Minority Tracts		100.00%
Number of Low Income Tracts		0
Percentage of Low Income Tracts		0.00%
Number of Moderate Income Tracts		1
Percentage of Moderate Income Tracts		50.00%
Number of Middle Income Tracts		1
Percentage of Middle Income Tracts		50.00%
Number of Upper Income Tracts		0
Percentage of Upper Income Tracts		0.00%
Number of NA Income Tracts		0
Percentage of NA Income Tracts		0.00%

Valley, NEBRASKA

Census Tract	Tract Income Class	Minority Tract
31175971300	MIDDLE	NO
31175971400	MIDDLE	NO



Valley, NEBRASKA

Census Tract	Tract Income Class	Minority Tract
Summary Data: Valley		
Number of Census Tracts		2
Number of Minority Tracts		0
Percentage of Minority Tracts		0.00%
Number of Low Income Tracts		0
Percentage of Low Income Tracts		0.00%
Number of Moderate Income Tracts		0
Percentage of Moderate Income Tracts		0.00%
Number of Middle Income Tracts		2
Percentage of Middle Income Tracts		100.00%
Number of Upper Income Tracts		0
Percentage of Upper Income Tracts		0.00%
Number of NA Income Tracts		0
Percentage of NA Income Tracts		0.00%

Washington, NEBRASKA

Census Tract	Tract Income Class	Minority Tract
31177050101	MIDDLE	NO
31177050102	MODERATE	NO
31177050201	UPPER	NO
31177050202	MIDDLE	NO
31177050300	MIDDLE	NO

Washington, NEBRASKA

Census Tract	Tract Income Class	Minority Tract
Summary Data: Washington		
Number of Census Tracts		5
Number of Minority Tracts		0
Percentage of Minority Tracts		0.00%
Number of Low Income Tracts		0
Percentage of Low Income Tracts		0.00%
Number of Moderate Income Tracts		1
Percentage of Moderate Income Tracts		20.00%
Number of Middle Income Tracts		3
Percentage of Middle Income Tracts		60.00%
Number of Upper Income Tracts		1
Percentage of Upper Income Tracts		20.00%
Number of NA Income Tracts		0
Percentage of NA Income Tracts		0.00%

Wayne, NEBRASKA

Census Tract	Tract Income Class	Minority Tract
31179978600	MIDDLE	NO
31179978700	MIDDLE	NO

Wayne, NEBRASKA

Census Tract	Tract Income Class	Minority Tract
Summary Data: Wayne		
Number of Census Tracts		2
Number of Minority Tracts		0
Percentage of Minority Tracts		0.00%
Number of Low Income Tracts		0
Percentage of Low Income Tracts		0.00%
Number of Moderate Income Tracts		0
Percentage of Moderate Income Tracts		0.00%
Number of Middle Income Tracts		2
Percentage of Middle Income Tracts		100.00%
Number of Upper Income Tracts		0
Percentage of Upper Income Tracts		0.00%
Number of NA Income Tracts		0
Percentage of NA Income Tracts		0.00%

Webster, NEBRASKA

Census Tract	Tract Income Class	Minority Tract
31181965000	MIDDLE	NO
31181965100	MODERATE	NO



Webster, NEBRASKA

Census Tract	Tract Income Class	Minority Tract
Summary Data: Webster		
Number of Census Tracts		2
Number of Minority Tracts		0
Percentage of Minority Tracts		0.00%
Number of Low Income Tracts		0
Percentage of Low Income Tracts		0.00%
Number of Moderate Income Tracts		1
Percentage of Moderate Income Tracts		50.00%
Number of Middle Income Tracts		1
Percentage of Middle Income Tracts		50.00%
Number of Upper Income Tracts		0
Percentage of Upper Income Tracts		0.00%
Number of NA Income Tracts		0
Percentage of NA Income Tracts		0.00%

Wheeler, NEBRASKA

Census Tract	Tract Income Class	Minority Tract
31183973600	MIDDLE	NO

Wheeler, NEBRASKA


Census Tract	Tract Income Class	Minority Tract
Summary Data: Wheeler		
Number of Census Tracts		1
Number of Minority Tracts		0
Percentage of Minority Tracts		0.00%
Number of Low Income Tracts		0
Percentage of Low Income Tracts		0.00%
Number of Moderate Income Tracts		0
Percentage of Moderate Income Tracts		0.00%
Number of Middle Income Tracts		1
Percentage of Middle Income Tracts		100.00%
Number of Upper Income Tracts		0
Percentage of Upper Income Tracts		0.00%
Number of NA Income Tracts		0
Percentage of NA Income Tracts		0.00%

York, NEBRASKA

Census Tract	Tract Income Class	Minority Tract
31185969600	MIDDLE	NO
31185969700	MIDDLE	NO
31185969800	UPPER	NO
31185969900	MIDDLE	NO

York, NEBRASKA

Census Tract	Tract Income Class	Minority Tract
Summary Data: York		
Number of Census Tracts		4
Number of Minority Tracts		0
Percentage of Minority Tracts		0.00%
Number of Low Income Tracts		0
Percentage of Low Income Tracts		0.00%
Number of Moderate Income Tracts		0
Percentage of Moderate Income Tracts		0.00%
Number of Middle Income Tracts		3
Percentage of Middle Income Tracts		75.00%
Number of Upper Income Tracts		1
Percentage of Upper Income Tracts		25.00%
Number of NA Income Tracts		0
Percentage of NA Income Tracts		0.00%



Assessment Area Summary Data:	Number of Census Tracts:	553
--------------------------------------	---------------------------------	-----

Number of Minority Tracts	Number of Low Income Tracts	Number of Moderate Income Tracts	Number of Middle Income Tracts	Number of Upper Income Tracts	Number of NA Income Tracts
54	24	100	300	124	5

Percentage of Minority Tracts	Percentage of Low Income Tracts	Percentage of Moderate Income Tracts	Percentage of Middle Income Tracts	Percentage of Upper Income Tracts	Percentage of NA Income Tracts
9.76%	4.34%	18.08%	54.25%	22.42%	0.90%

