

# GeoDataVision Report D-1 Census Tract Reference Book 2022

Tract Income Classification and Minority Status—Based on Census data released by the FFIEC April 2022

## Beaverhead, MONTANA

Census Tract	Tract Income Class	Minority Tract
30001000100	MIDDLE	NO
30001000200	MIDDLE	NO
30001000300	MIDDLE	NO

### Summary Data: Beaverhead

Number of Census Tracts	3
Number of Minority Tracts	0
Percentage of Minority Tracts	0.00%
Number of Low Income Tracts	0
Percentage of Low Income Tracts	0.00%
Number of Moderate Income Tracts	0
Percentage of Moderate Income Tracts	0.00%
Number of Middle Income Tracts	3
Percentage of Middle Income Tracts	100.00%
Number of Upper Income Tracts	0
Percentage of Upper Income Tracts	0.00%
Number of NA Income Tracts	0
Percentage of NA Income Tracts	0.00%

## Big Horn, MONTANA

Census Tract	Tract Income Class	Minority Tract
30003000100	MIDDLE	YES

## Big Horn, MONTANA

Census Tract	Tract Income Class	Minority Tract
30003940400	MODERATE	YES
30003940500	MIDDLE	YES
30003940600	MODERATE	YES
30003940700	MIDDLE	YES

### Summary Data: Big Horn

Number of Census Tracts	5
Number of Minority Tracts	5
Percentage of Minority Tracts	100.00%
Number of Low Income Tracts	0
Percentage of Low Income Tracts	0.00%
Number of Moderate Income Tracts	2
Percentage of Moderate Income Tracts	40.00%
Number of Middle Income Tracts	3
Percentage of Middle Income Tracts	60.00%
Number of Upper Income Tracts	0
Percentage of Upper Income Tracts	0.00%
Number of NA Income Tracts	0
Percentage of NA Income Tracts	0.00%

## Blaine, MONTANA

Census Tract	Tract Income Class	Minority Tract
--------------	--------------------	----------------

## Blaine, MONTANA

Census Tract	Tract Income Class	Minority Tract
30005000100	MODERATE	NO
30005000200	MIDDLE	NO
30005940100	MODERATE	YES
30005940200	MODERATE	YES

### Summary Data: Blaine

Number of Census Tracts	4
Number of Minority Tracts	2
Percentage of Minority Tracts	50.00%
Number of Low Income Tracts	0
Percentage of Low Income Tracts	0.00%
Number of Moderate Income Tracts	3
Percentage of Moderate Income Tracts	75.00%
Number of Middle Income Tracts	1
Percentage of Middle Income Tracts	25.00%
Number of Upper Income Tracts	0
Percentage of Upper Income Tracts	0.00%
Number of NA Income Tracts	0
Percentage of NA Income Tracts	0.00%

## Broadwater, MONTANA

Census Tract	Tract Income Class	Minority Tract
--------------	--------------------	----------------



**Broadwater, MONTANA**

Census Tract	Tract Income Class	Minority Tract
30007000100	MIDDLE	NO
30007000200	MIDDLE	NO

**Summary Data: Broadwater**

Number of Census Tracts	2
Number of Minority Tracts	0
Percentage of Minority Tracts	0.00%
Number of Low Income Tracts	0
Percentage of Low Income Tracts	0.00%
Number of Moderate Income Tracts	0
Percentage of Moderate Income Tracts	0.00%
Number of Middle Income Tracts	2
Percentage of Middle Income Tracts	100.00%
Number of Upper Income Tracts	0
Percentage of Upper Income Tracts	0.00%
Number of NA Income Tracts	0
Percentage of NA Income Tracts	0.00%

**Carbon, MONTANA**

Census Tract	Tract Income Class	Minority Tract
30009000100	MIDDLE	NO
30009000200	MODERATE	NO
30009000300	MIDDLE	NO

**Carbon, MONTANA**

Census Tract	Tract Income Class	Minority Tract
30009000400	MIDDLE	NO
30009000500	MIDDLE	NO

**Summary Data: Carbon**

Number of Census Tracts	5
Number of Minority Tracts	0
Percentage of Minority Tracts	0.00%
Number of Low Income Tracts	0
Percentage of Low Income Tracts	0.00%
Number of Moderate Income Tracts	1
Percentage of Moderate Income Tracts	20.00%
Number of Middle Income Tracts	4
Percentage of Middle Income Tracts	80.00%
Number of Upper Income Tracts	0
Percentage of Upper Income Tracts	0.00%
Number of NA Income Tracts	0
Percentage of NA Income Tracts	0.00%

**Carter, MONTANA**

Census Tract	Tract Income Class	Minority Tract
30011000300	MODERATE	NO

**Carter, MONTANA**

Census Tract	Tract Income Class	Minority Tract
--------------	--------------------	----------------

**Summary Data: Carter**

Number of Census Tracts	1
Number of Minority Tracts	0
Percentage of Minority Tracts	0.00%
Number of Low Income Tracts	0
Percentage of Low Income Tracts	0.00%
Number of Moderate Income Tracts	1
Percentage of Moderate Income Tracts	100.00%
Number of Middle Income Tracts	0
Percentage of Middle Income Tracts	0.00%
Number of Upper Income Tracts	0
Percentage of Upper Income Tracts	0.00%
Number of NA Income Tracts	0
Percentage of NA Income Tracts	0.00%

**Cascade, MONTANA**

Census Tract	Tract Income Class	Minority Tract
30013000100	MIDDLE	NO
30013000200	MIDDLE	NO
30013000300	MIDDLE	NO
30013000400	MODERATE	NO
30013000700	MODERATE	NO



**Cascade, MONTANA**

Census Tract	Tract Income Class	Minority Tract
30013000800	MODERATE	NO
30013000900	MODERATE	NO
30013001000	MIDDLE	NO
30013001100	MIDDLE	NO
30013001201	MIDDLE	NO
30013001202	MODERATE	NO
30013001600	MODERATE	NO
30013001700	MIDDLE	NO
30013001800	MIDDLE	NO
30013001900	UPPER	NO
30013002100	MIDDLE	NO
30013002201	MIDDLE	NO
30013002202	MIDDLE	NO
30013002301	UPPER	NO
30013002302	UPPER	NO
30013010100	MIDDLE	NO
30013010400	MIDDLE	NO
30013010600	MIDDLE	NO
30013010700	MIDDLE	NO
30013010800	MODERATE	NO

**Cascade, MONTANA**

Census Tract	Tract Income Class	Minority Tract
<b>Summary Data: Cascade</b>		
<b>Number of Census Tracts</b>		25
<b>Number of Minority Tracts</b>		0
<b>Percentage of Minority Tracts</b>		0.00%
<b>Number of Low Income Tracts</b>		0
<b>Percentage of Low Income Tracts</b>		0.00%
<b>Number of Moderate Income Tracts</b>		7
<b>Percentage of Moderate Income Tracts</b>		28.00%
<b>Number of Middle Income Tracts</b>		15
<b>Percentage of Middle Income Tracts</b>		60.00%
<b>Number of Upper Income Tracts</b>		3
<b>Percentage of Upper Income Tracts</b>		12.00%
<b>Number of NA Income Tracts</b>		0
<b>Percentage of NA Income Tracts</b>		0.00%

**Chouteau, MONTANA**


Census Tract	Tract Income Class	Minority Tract
30015010200	MIDDLE	NO
30015010300	MODERATE	NO

**Chouteau, MONTANA**

Census Tract	Tract Income Class	Minority Tract
<b>Summary Data: Chouteau</b>		
<b>Number of Census Tracts</b>		2
<b>Number of Minority Tracts</b>		0
<b>Percentage of Minority Tracts</b>		0.00%
<b>Number of Low Income Tracts</b>		0
<b>Percentage of Low Income Tracts</b>		0.00%
<b>Number of Moderate Income Tracts</b>		1
<b>Percentage of Moderate Income Tracts</b>		50.00%
<b>Number of Middle Income Tracts</b>		1
<b>Percentage of Middle Income Tracts</b>		50.00%
<b>Number of Upper Income Tracts</b>		0
<b>Percentage of Upper Income Tracts</b>		0.00%
<b>Number of NA Income Tracts</b>		0
<b>Percentage of NA Income Tracts</b>		0.00%

**Custer, MONTANA**

Census Tract	Tract Income Class	Minority Tract
30017961300	UPPER	NO
30017961500	MODERATE	NO
30017961600	MIDDLE	NO
30017961800	UPPER	NO
30017961900	UPPER	NO



**Custer, MONTANA**

Census Tract	Tract Income Class	Minority Tract
30017962000	MIDDLE	NO

**Summary Data: Custer**

Number of Census Tracts	6
Number of Minority Tracts	0
Percentage of Minority Tracts	0.00%
Number of Low Income Tracts	0
Percentage of Low Income Tracts	0.00%
Number of Moderate Income Tracts	1
Percentage of Moderate Income Tracts	16.67%
Number of Middle Income Tracts	2
Percentage of Middle Income Tracts	33.33%
Number of Upper Income Tracts	3
Percentage of Upper Income Tracts	50.00%
Number of NA Income Tracts	0
Percentage of NA Income Tracts	0.00%

**Daniels, MONTANA**

Census Tract	Tract Income Class	Minority Tract
30019020300	MIDDLE	NO

**Daniels, MONTANA**

Census Tract	Tract Income Class	Minority Tract
--------------	--------------------	----------------

**Summary Data: Daniels**

Number of Census Tracts	1
Number of Minority Tracts	0
Percentage of Minority Tracts	0.00%
Number of Low Income Tracts	0
Percentage of Low Income Tracts	0.00%
Number of Moderate Income Tracts	0
Percentage of Moderate Income Tracts	0.00%
Number of Middle Income Tracts	1
Percentage of Middle Income Tracts	100.00%
Number of Upper Income Tracts	0
Percentage of Upper Income Tracts	0.00%
Number of NA Income Tracts	0
Percentage of NA Income Tracts	0.00%

**Dawson, MONTANA**

Census Tract	Tract Income Class	Minority Tract
30021000100	MIDDLE	NO
30021000200	MIDDLE	NO
30021000300	MIDDLE	NO

**Dawson, MONTANA**


Census Tract	Tract Income Class	Minority Tract
--------------	--------------------	----------------

**Summary Data: Dawson**

Number of Census Tracts	3
Number of Minority Tracts	0
Percentage of Minority Tracts	0.00%
Number of Low Income Tracts	0
Percentage of Low Income Tracts	0.00%
Number of Moderate Income Tracts	0
Percentage of Moderate Income Tracts	0.00%
Number of Middle Income Tracts	3
Percentage of Middle Income Tracts	100.00%
Number of Upper Income Tracts	0
Percentage of Upper Income Tracts	0.00%
Number of NA Income Tracts	0
Percentage of NA Income Tracts	0.00%

**Deer Lodge, MONTANA**

Census Tract	Tract Income Class	Minority Tract
30023000300	MODERATE	NO
30023000400	MODERATE	NO
30023000500	MIDDLE	NO



**Deer Lodge, MONTANA**

Census Tract	Tract Income Class	Minority Tract
<b>Summary Data: Deer Lodge</b>		
Number of Census Tracts		3
Number of Minority Tracts		0
Percentage of Minority Tracts		0.00%
Number of Low Income Tracts		0
Percentage of Low Income Tracts		0.00%
Number of Moderate Income Tracts		2
Percentage of Moderate Income Tracts		66.67%
Number of Middle Income Tracts		1
Percentage of Middle Income Tracts		33.33%
Number of Upper Income Tracts		0
Percentage of Upper Income Tracts		0.00%
Number of NA Income Tracts		0
Percentage of NA Income Tracts		0.00%

**Fallon, MONTANA**

Census Tract	Tract Income Class	Minority Tract
30025000100	UPPER	NO

**Fallon, MONTANA**

Census Tract	Tract Income Class	Minority Tract
<b>Summary Data: Fallon</b>		
Number of Census Tracts		1
Number of Minority Tracts		0
Percentage of Minority Tracts		0.00%
Number of Low Income Tracts		0
Percentage of Low Income Tracts		0.00%
Number of Moderate Income Tracts		0
Percentage of Moderate Income Tracts		0.00%
Number of Middle Income Tracts		0
Percentage of Middle Income Tracts		0.00%
Number of Upper Income Tracts		1
Percentage of Upper Income Tracts		100.00%
Number of NA Income Tracts		0
Percentage of NA Income Tracts		0.00%

**Fergus, MONTANA**

Census Tract	Tract Income Class	Minority Tract
30027030100	MIDDLE	NO
30027030201	MIDDLE	NO
30027030202	MODERATE	NO

**Fergus, MONTANA**

Census Tract	Tract Income Class	Minority Tract
<b>Summary Data: Fergus</b>		
Number of Census Tracts		3
Number of Minority Tracts		0
Percentage of Minority Tracts		0.00%
Number of Low Income Tracts		0
Percentage of Low Income Tracts		0.00%
Number of Moderate Income Tracts		1
Percentage of Moderate Income Tracts		33.33%
Number of Middle Income Tracts		2
Percentage of Middle Income Tracts		66.67%
Number of Upper Income Tracts		0
Percentage of Upper Income Tracts		0.00%
Number of NA Income Tracts		0
Percentage of NA Income Tracts		0.00%

**Flathead, MONTANA**

Census Tract	Tract Income Class	Minority Tract
30029000101	MIDDLE	NO
30029000102	MODERATE	NO
30029000201	MIDDLE	NO
30029000202	MIDDLE	NO
30029000203	MIDDLE	NO



**Flathead, MONTANA**

Census Tract	Tract Income Class	Minority Tract
30029000301	UPPER	NO
30029000302	UPPER	NO
30029000402	MIDDLE	NO
30029000403	UPPER	NO
30029000404	MIDDLE	NO
30029000601	UPPER	NO
30029000602	MIDDLE	NO
30029000700	MIDDLE	NO
30029000801	UPPER	NO
30029000802	UPPER	NO
30029000901	MIDDLE	NO
30029000902	MIDDLE	NO
30029000903	MIDDLE	NO
30029001000	MIDDLE	NO
30029001101	MODERATE	NO
30029001102	MIDDLE	NO
30029001201	MIDDLE	NO
30029001202	MIDDLE	NO
30029001303	MIDDLE	NO
30029001304	UPPER	NO
30029001305	MIDDLE	NO
30029001306	MIDDLE	NO
30029001401	MIDDLE	NO
30029001402	MIDDLE	NO
30029001701	MIDDLE	NO
30029001702	MIDDLE	NO
30029001703	MIDDLE	NO

**Flathead, MONTANA**

Census Tract	Tract Income Class	Minority Tract
<b>Summary Data: Flathead</b>		
<b>Number of Census Tracts</b>		32
<b>Number of Minority Tracts</b>		0
<b>Percentage of Minority Tracts</b>		0.00%
<b>Number of Low Income Tracts</b>		0
<b>Percentage of Low Income Tracts</b>		0.00%
<b>Number of Moderate Income Tracts</b>		2
<b>Percentage of Moderate Income Tracts</b>		6.25%
<b>Number of Middle Income Tracts</b>		23
<b>Percentage of Middle Income Tracts</b>		71.88%
<b>Number of Upper Income Tracts</b>		7
<b>Percentage of Upper Income Tracts</b>		21.88%
<b>Number of NA Income Tracts</b>		0
<b>Percentage of NA Income Tracts</b>		0.00%

**Gallatin, MONTANA**

Census Tract	Tract Income Class	Minority Tract
30031000101	UPPER	NO
30031000104	MIDDLE	NO
30031000105	MIDDLE	NO
30031000201	MIDDLE	NO
30031000202	UPPER	NO

**Gallatin, MONTANA**

Census Tract	Tract Income Class	Minority Tract
30031000300	MIDDLE	NO
30031000400	UPPER	NO
30031000502	UPPER	NO
30031000504	UPPER	NO
30031000505	MIDDLE	NO
30031000506	MIDDLE	NO
30031000507	UPPER	NO
30031000600	MODERATE	NO
30031000701	UPPER	NO
30031000703	MODERATE	NO
30031000704	MIDDLE	NO
30031000800	UPPER	NO
30031000900	MODERATE	NO
30031001001	UPPER	NO
30031001002	UPPER	NO
30031001101	MODERATE	NO
30031001102	UPPER	NO
30031001200	UPPER	NO
30031001500	MIDDLE	NO
30031001600	UPPER	NO
30031001700	UPPER	NO



**Gallatin, MONTANA**

Census Tract	Tract Income Class	Minority Tract
<b>Summary Data: Gallatin</b>		
Number of Census Tracts		26
Number of Minority Tracts		0
Percentage of Minority Tracts		0.00%
Number of Low Income Tracts		0
Percentage of Low Income Tracts		0.00%
Number of Moderate Income Tracts		4
Percentage of Moderate Income Tracts		15.38%
Number of Middle Income Tracts		8
Percentage of Middle Income Tracts		30.77%
Number of Upper Income Tracts		14
Percentage of Upper Income Tracts		53.85%
Number of NA Income Tracts		0
Percentage of NA Income Tracts		0.00%

**Garfield, MONTANA**

Census Tract	Tract Income Class	Minority Tract
30033000100	MIDDLE	NO

**Garfield, MONTANA**

Census Tract	Tract Income Class	Minority Tract
<b>Summary Data: Garfield</b>		
Number of Census Tracts		1
Number of Minority Tracts		0
Percentage of Minority Tracts		0.00%
Number of Low Income Tracts		0
Percentage of Low Income Tracts		0.00%
Number of Moderate Income Tracts		0
Percentage of Moderate Income Tracts		0.00%
Number of Middle Income Tracts		1
Percentage of Middle Income Tracts		100.00%
Number of Upper Income Tracts		0
Percentage of Upper Income Tracts		0.00%
Number of NA Income Tracts		0
Percentage of NA Income Tracts		0.00%

**Glacier, MONTANA**


Census Tract	Tract Income Class	Minority Tract
30035940200	LOW	YES
30035940400	MIDDLE	YES
30035976000	MIDDLE	NO
30035980000	UPPER	NO

**Glacier, MONTANA**

Census Tract	Tract Income Class	Minority Tract
<b>Summary Data: Glacier</b>		
Number of Census Tracts		4
Number of Minority Tracts		2
Percentage of Minority Tracts		50.00%
Number of Low Income Tracts		1
Percentage of Low Income Tracts		25.00%
Number of Moderate Income Tracts		0
Percentage of Moderate Income Tracts		0.00%
Number of Middle Income Tracts		2
Percentage of Middle Income Tracts		50.00%
Number of Upper Income Tracts		1
Percentage of Upper Income Tracts		25.00%
Number of NA Income Tracts		0
Percentage of NA Income Tracts		0.00%

**Golden Valley, MONTANA**

Census Tract	Tract Income Class	Minority Tract
30037000100	MODERATE	NO



**Golden Valley, MONTANA**

Census Tract	Tract Income Class	Minority Tract
<b>Summary Data: Golden Valley</b>		
Number of Census Tracts		1
Number of Minority Tracts		0
Percentage of Minority Tracts		0.00%
Number of Low Income Tracts		0
Percentage of Low Income Tracts		0.00%
Number of Moderate Income Tracts		1
Percentage of Moderate Income Tracts		100.00%
Number of Middle Income Tracts		0
Percentage of Middle Income Tracts		0.00%
Number of Upper Income Tracts		0
Percentage of Upper Income Tracts		0.00%
Number of NA Income Tracts		0
Percentage of NA Income Tracts		0.00%

**Granite, MONTANA**

Census Tract	Tract Income Class	Minority Tract
30039961701	MODERATE	NO
30039961702	MIDDLE	NO

**Granite, MONTANA**

Census Tract	Tract Income Class	Minority Tract
<b>Summary Data: Granite</b>		
Number of Census Tracts		2
Number of Minority Tracts		0
Percentage of Minority Tracts		0.00%
Number of Low Income Tracts		0
Percentage of Low Income Tracts		0.00%
Number of Moderate Income Tracts		1
Percentage of Moderate Income Tracts		50.00%
Number of Middle Income Tracts		1
Percentage of Middle Income Tracts		50.00%
Number of Upper Income Tracts		0
Percentage of Upper Income Tracts		0.00%
Number of NA Income Tracts		0
Percentage of NA Income Tracts		0.00%

**Hill, MONTANA**

Census Tract	Tract Income Class	Minority Tract
30041040100	MIDDLE	NO
30041040200	UPPER	NO
30041040300	LOW	NO
30041040400	MIDDLE	NO
30041040500	MIDDLE	NO

**Hill, MONTANA**

Census Tract	Tract Income Class	Minority Tract
30041940300	LOW	YES
<b>Summary Data: Hill</b>		
Number of Census Tracts		6
Number of Minority Tracts		1
Percentage of Minority Tracts		16.67%
Number of Low Income Tracts		2
Percentage of Low Income Tracts		33.33%
Number of Moderate Income Tracts		0
Percentage of Moderate Income Tracts		0.00%
Number of Middle Income Tracts		3
Percentage of Middle Income Tracts		50.00%
Number of Upper Income Tracts		1
Percentage of Upper Income Tracts		16.67%
Number of NA Income Tracts		0
Percentage of NA Income Tracts		0.00%

**Jefferson, MONTANA**

Census Tract	Tract Income Class	Minority Tract
30043962201	UPPER	NO
30043962202	MIDDLE	NO
30043962300	MIDDLE	NO





**Jefferson, MONTANA**

Census Tract	Tract Income Class	Minority Tract
<b>Summary Data: Jefferson</b>		
Number of Census Tracts		3
Number of Minority Tracts		0
Percentage of Minority Tracts		0.00%
Number of Low Income Tracts		0
Percentage of Low Income Tracts		0.00%
Number of Moderate Income Tracts		0
Percentage of Moderate Income Tracts		0.00%
Number of Middle Income Tracts		2
Percentage of Middle Income Tracts		66.67%
Number of Upper Income Tracts		1
Percentage of Upper Income Tracts		33.33%
Number of NA Income Tracts		0
Percentage of NA Income Tracts		0.00%

**Judith Basin, MONTANA**

Census Tract	Tract Income Class	Minority Tract
30045000100	MIDDLE	NO

**Judith Basin, MONTANA**

Census Tract	Tract Income Class	Minority Tract
<b>Summary Data: Judith Basin</b>		
Number of Census Tracts		1
Number of Minority Tracts		0
Percentage of Minority Tracts		0.00%
Number of Low Income Tracts		0
Percentage of Low Income Tracts		0.00%
Number of Moderate Income Tracts		0
Percentage of Moderate Income Tracts		0.00%
Number of Middle Income Tracts		1
Percentage of Middle Income Tracts		100.00%
Number of Upper Income Tracts		0
Percentage of Upper Income Tracts		0.00%
Number of NA Income Tracts		0
Percentage of NA Income Tracts		0.00%

**Lake, MONTANA**

Census Tract	Tract Income Class	Minority Tract
30047000100	MIDDLE	NO
30047000200	UPPER	NO
30047940304	MIDDLE	NO
30047940305	MIDDLE	NO
30047940306	MIDDLE	NO

**Lake, MONTANA**

Census Tract	Tract Income Class	Minority Tract
30047940307	MIDDLE	NO
30047940400	MODERATE	NO
30047940500	MODERATE	NO
30047940600	MIDDLE	NO
30047940700	MIDDLE	NO
<b>Summary Data: Lake</b>		
Number of Census Tracts		10
Number of Minority Tracts		0
Percentage of Minority Tracts		0.00%
Number of Low Income Tracts		0
Percentage of Low Income Tracts		0.00%
Number of Moderate Income Tracts		2
Percentage of Moderate Income Tracts		20.00%
Number of Middle Income Tracts		7
Percentage of Middle Income Tracts		70.00%
Number of Upper Income Tracts		1
Percentage of Upper Income Tracts		10.00%
Number of NA Income Tracts		0
Percentage of NA Income Tracts		0.00%

**Lewis and Clark, MONTANA**

Census Tract	Tract Income Class	Minority Tract
--------------	--------------------	----------------



**Lewis and Clark, MONTANA**

Census Tract	Tract Income Class	Minority Tract
30049000100	MODERATE	NO
30049000200	UPPER	NO
30049000300	UPPER	NO
30049000400	UPPER	NO
30049000501	UPPER	NO
30049000503	UPPER	NO
30049000504	MIDDLE	NO
30049000600	UPPER	NO
30049000701	UPPER	NO
30049000702	MIDDLE	NO
30049000800	UPPER	NO
30049000900	MIDDLE	NO
30049001000	UPPER	NO
30049001101	UPPER	NO
30049001102	UPPER	NO
30049001201	MIDDLE	NO
30049001202	UPPER	NO

**Lewis and Clark, MONTANA**

Census Tract	Tract Income Class	Minority Tract
<b>Summary Data: Lewis and Clark</b>		
<b>Number of Census Tracts</b>		17
<b>Number of Minority Tracts</b>		0
<b>Percentage of Minority Tracts</b>		0.00%
<b>Number of Low Income Tracts</b>		0
<b>Percentage of Low Income Tracts</b>		0.00%
<b>Number of Moderate Income Tracts</b>		1
<b>Percentage of Moderate Income Tracts</b>		5.88%
<b>Number of Middle Income Tracts</b>		4
<b>Percentage of Middle Income Tracts</b>		23.53%
<b>Number of Upper Income Tracts</b>		12
<b>Percentage of Upper Income Tracts</b>		70.59%
<b>Number of NA Income Tracts</b>		0
<b>Percentage of NA Income Tracts</b>		0.00%

**Liberty, MONTANA**


Census Tract	Tract Income Class	Minority Tract
<b>Summary Data: Liberty</b>		
<b>Number of Census Tracts</b>		1
<b>Number of Minority Tracts</b>		0
<b>Percentage of Minority Tracts</b>		0.00%
<b>Number of Low Income Tracts</b>		0
<b>Percentage of Low Income Tracts</b>		0.00%
<b>Number of Moderate Income Tracts</b>		1
<b>Percentage of Moderate Income Tracts</b>		100.00%
<b>Number of Middle Income Tracts</b>		0
<b>Percentage of Middle Income Tracts</b>		0.00%
<b>Number of Upper Income Tracts</b>		0
<b>Percentage of Upper Income Tracts</b>		0.00%
<b>Number of NA Income Tracts</b>		0
<b>Percentage of NA Income Tracts</b>		0.00%

**Liberty, MONTANA**

Census Tract	Tract Income Class	Minority Tract
30051050100	MODERATE	NO

**Lincoln, MONTANA**

Census Tract	Tract Income Class	Minority Tract
30053000100	MODERATE	NO
30053000200	MODERATE	NO
30053000300	MODERATE	NO
30053000401	MIDDLE	NO
30053000402	MODERATE	NO



**Lincoln, MONTANA**

Census Tract	Tract Income Class	Minority Tract
30053000500	MODERATE	NO

**Summary Data: Lincoln**

Number of Census Tracts	6
Number of Minority Tracts	0
Percentage of Minority Tracts	0.00%
Number of Low Income Tracts	0
Percentage of Low Income Tracts	0.00%
Number of Moderate Income Tracts	5
Percentage of Moderate Income Tracts	83.33%
Number of Middle Income Tracts	1
Percentage of Middle Income Tracts	16.67%
Number of Upper Income Tracts	0
Percentage of Upper Income Tracts	0.00%
Number of NA Income Tracts	0
Percentage of NA Income Tracts	0.00%

**Madison, MONTANA**

Census Tract	Tract Income Class	Minority Tract
30057000101	MIDDLE	NO
30057000102	MIDDLE	NO
30057000200	MIDDLE	NO
30057000300	MIDDLE	NO

**Madison, MONTANA**

Census Tract	Tract Income Class	Minority Tract
--------------	--------------------	----------------

**Summary Data: Madison**

Number of Census Tracts	4
Number of Minority Tracts	0
Percentage of Minority Tracts	0.00%
Number of Low Income Tracts	0
Percentage of Low Income Tracts	0.00%
Number of Moderate Income Tracts	0
Percentage of Moderate Income Tracts	0.00%
Number of Middle Income Tracts	4
Percentage of Middle Income Tracts	100.00%
Number of Upper Income Tracts	0
Percentage of Upper Income Tracts	0.00%
Number of NA Income Tracts	0
Percentage of NA Income Tracts	0.00%

**McCone, MONTANA**

Census Tract	Tract Income Class	Minority Tract
30055954000	MIDDLE	NO

**McCone, MONTANA**

Census Tract	Tract Income Class	Minority Tract
--------------	--------------------	----------------

**Summary Data: McCone**

Number of Census Tracts	1
Number of Minority Tracts	0
Percentage of Minority Tracts	0.00%
Number of Low Income Tracts	0
Percentage of Low Income Tracts	0.00%
Number of Moderate Income Tracts	0
Percentage of Moderate Income Tracts	0.00%
Number of Middle Income Tracts	1
Percentage of Middle Income Tracts	100.00%
Number of Upper Income Tracts	0
Percentage of Upper Income Tracts	0.00%
Number of NA Income Tracts	0
Percentage of NA Income Tracts	0.00%

**Meagher, MONTANA**

Census Tract	Tract Income Class	Minority Tract
30059000100	MIDDLE	NO



**Meagher, MONTANA**

Census Tract	Tract Income Class	Minority Tract
<b>Summary Data: Meagher</b>		
Number of Census Tracts		1
Number of Minority Tracts		0
Percentage of Minority Tracts		0.00%
Number of Low Income Tracts		0
Percentage of Low Income Tracts		0.00%
Number of Moderate Income Tracts		0
Percentage of Moderate Income Tracts		0.00%
Number of Middle Income Tracts		1
Percentage of Middle Income Tracts		100.00%
Number of Upper Income Tracts		0
Percentage of Upper Income Tracts		0.00%
Number of NA Income Tracts		0
Percentage of NA Income Tracts		0.00%

**Mineral, MONTANA**

Census Tract	Tract Income Class	Minority Tract
30061964500	MIDDLE	NO
30061964600	MODERATE	NO

**Mineral, MONTANA**

Census Tract	Tract Income Class	Minority Tract
<b>Summary Data: Mineral</b>		
Number of Census Tracts		2
Number of Minority Tracts		0
Percentage of Minority Tracts		0.00%
Number of Low Income Tracts		0
Percentage of Low Income Tracts		0.00%
Number of Moderate Income Tracts		1
Percentage of Moderate Income Tracts		50.00%
Number of Middle Income Tracts		1
Percentage of Middle Income Tracts		50.00%
Number of Upper Income Tracts		0
Percentage of Upper Income Tracts		0.00%
Number of NA Income Tracts		0
Percentage of NA Income Tracts		0.00%

**Missoula, MONTANA**

Census Tract	Tract Income Class	Minority Tract
30063000100	UPPER	NO
30063000203	MIDDLE	NO
30063000204	NA	NO
30063000205	MIDDLE	NO
30063000206	UPPER	NO

**Missoula, MONTANA**

Census Tract	Tract Income Class	Minority Tract
30063000300	MODERATE	NO
30063000400	MIDDLE	NO
30063000501	MIDDLE	NO
30063000502	UPPER	NO
30063000700	MIDDLE	NO
30063000801	MODERATE	NO
30063000802	MODERATE	NO
30063000901	MIDDLE	NO
30063000902	UPPER	NO
30063001001	MIDDLE	NO
30063001002	MIDDLE	NO
30063001100	MIDDLE	NO
30063001200	MIDDLE	NO
30063001302	UPPER	NO
30063001303	MODERATE	NO
30063001304	UPPER	NO
30063001401	MIDDLE	NO
30063001402	MIDDLE	NO
30063001501	MIDDLE	NO
30063001502	MIDDLE	NO
30063001601	UPPER	NO
30063001602	MIDDLE	NO
30063001801	MIDDLE	NO
30063001802	MODERATE	NO



**Missoula, MONTANA**

Census Tract	Tract Income Class	Minority Tract
<b>Summary Data: Missoula</b>		
Number of Census Tracts		29
Number of Minority Tracts		0
Percentage of Minority Tracts		0.00%
Number of Low Income Tracts		0
Percentage of Low Income Tracts		0.00%
Number of Moderate Income Tracts		5
Percentage of Moderate Income Tracts		17.24%
Number of Middle Income Tracts		16
Percentage of Middle Income Tracts		55.17%
Number of Upper Income Tracts		7
Percentage of Upper Income Tracts		24.14%
Number of NA Income Tracts		1
Percentage of NA Income Tracts		3.45%

**Musselshell, MONTANA**

Census Tract	Tract Income Class	Minority Tract
30065000100	MODERATE	NO
30065000200	MODERATE	NO

**Musselshell, MONTANA**

Census Tract	Tract Income Class	Minority Tract
<b>Summary Data: Musselshell</b>		
Number of Census Tracts		2
Number of Minority Tracts		0
Percentage of Minority Tracts		0.00%
Number of Low Income Tracts		0
Percentage of Low Income Tracts		0.00%
Number of Moderate Income Tracts		2
Percentage of Moderate Income Tracts		100.00%
Number of Middle Income Tracts		0
Percentage of Middle Income Tracts		0.00%
Number of Upper Income Tracts		0
Percentage of Upper Income Tracts		0.00%
Number of NA Income Tracts		0
Percentage of NA Income Tracts		0.00%

**Park, MONTANA**

Census Tract	Tract Income Class	Minority Tract
30067000100	MIDDLE	NO
30067000200	UPPER	NO
30067000300	MIDDLE	NO
30067000400	MIDDLE	NO
30067000500	MIDDLE	NO

**Park, MONTANA**

Census Tract	Tract Income Class	Minority Tract
30067980600	NA	NO
<b>Summary Data: Park</b>		
Number of Census Tracts		6
Number of Minority Tracts		0
Percentage of Minority Tracts		0.00%
Number of Low Income Tracts		0
Percentage of Low Income Tracts		0.00%
Number of Moderate Income Tracts		0
Percentage of Moderate Income Tracts		0.00%
Number of Middle Income Tracts		4
Percentage of Middle Income Tracts		66.67%
Number of Upper Income Tracts		1
Percentage of Upper Income Tracts		16.67%
Number of NA Income Tracts		1
Percentage of NA Income Tracts		16.67%

**Petroleum, MONTANA**

Census Tract	Tract Income Class	Minority Tract
30069000100	MIDDLE	NO



**Petroleum, MONTANA**

Census Tract	Tract Income Class	Minority Tract
<b>Summary Data: Petroleum</b>		
Number of Census Tracts		1
Number of Minority Tracts		0
Percentage of Minority Tracts		0.00%
Number of Low Income Tracts		0
Percentage of Low Income Tracts		0.00%
Number of Moderate Income Tracts		0
Percentage of Moderate Income Tracts		0.00%
Number of Middle Income Tracts		1
Percentage of Middle Income Tracts		100.00%
Number of Upper Income Tracts		0
Percentage of Upper Income Tracts		0.00%
Number of NA Income Tracts		0
Percentage of NA Income Tracts		0.00%

**Phillips, MONTANA**

Census Tract	Tract Income Class	Minority Tract
30071060200	MODERATE	NO

**Phillips, MONTANA**

Census Tract	Tract Income Class	Minority Tract
<b>Summary Data: Phillips</b>		
Number of Census Tracts		1
Number of Minority Tracts		0
Percentage of Minority Tracts		0.00%
Number of Low Income Tracts		0
Percentage of Low Income Tracts		0.00%
Number of Moderate Income Tracts		1
Percentage of Moderate Income Tracts		100.00%
Number of Middle Income Tracts		0
Percentage of Middle Income Tracts		0.00%
Number of Upper Income Tracts		0
Percentage of Upper Income Tracts		0.00%
Number of NA Income Tracts		0
Percentage of NA Income Tracts		0.00%

**Pondera, MONTANA**

Census Tract	Tract Income Class	Minority Tract
30073977000	MIDDLE	NO
30073977200	MIDDLE	NO

**Pondera, MONTANA**

Census Tract	Tract Income Class	Minority Tract
<b>Summary Data: Pondera</b>		
Number of Census Tracts		2
Number of Minority Tracts		0
Percentage of Minority Tracts		0.00%
Number of Low Income Tracts		0
Percentage of Low Income Tracts		0.00%
Number of Moderate Income Tracts		0
Percentage of Moderate Income Tracts		0.00%
Number of Middle Income Tracts		2
Percentage of Middle Income Tracts		100.00%
Number of Upper Income Tracts		0
Percentage of Upper Income Tracts		0.00%
Number of NA Income Tracts		0
Percentage of NA Income Tracts		0.00%

**Powder River, MONTANA**

Census Tract	Tract Income Class	Minority Tract
30075000100	MIDDLE	NO



**Powder River, MONTANA**

Census Tract	Tract Income Class	Minority Tract
<b>Summary Data: Powder River</b>		
Number of Census Tracts		1
Number of Minority Tracts		0
Percentage of Minority Tracts		0.00%
Number of Low Income Tracts		0
Percentage of Low Income Tracts		0.00%
Number of Moderate Income Tracts		0
Percentage of Moderate Income Tracts		0.00%
Number of Middle Income Tracts		1
Percentage of Middle Income Tracts		100.00%
Number of Upper Income Tracts		0
Percentage of Upper Income Tracts		0.00%
Number of NA Income Tracts		0
Percentage of NA Income Tracts		0.00%

**Powell, MONTANA**

Census Tract	Tract Income Class	Minority Tract
30077000100	MIDDLE	NO
30077000200	MIDDLE	NO

**Powell, MONTANA**

Census Tract	Tract Income Class	Minority Tract
<b>Summary Data: Powell</b>		
Number of Census Tracts		2
Number of Minority Tracts		0
Percentage of Minority Tracts		0.00%
Number of Low Income Tracts		0
Percentage of Low Income Tracts		0.00%
Number of Moderate Income Tracts		0
Percentage of Moderate Income Tracts		0.00%
Number of Middle Income Tracts		2
Percentage of Middle Income Tracts		100.00%
Number of Upper Income Tracts		0
Percentage of Upper Income Tracts		0.00%
Number of NA Income Tracts		0
Percentage of NA Income Tracts		0.00%

**Prairie, MONTANA**

Census Tract	Tract Income Class	Minority Tract
30079000100	MIDDLE	NO

**Prairie, MONTANA**

Census Tract	Tract Income Class	Minority Tract
<b>Summary Data: Prairie</b>		
Number of Census Tracts		1
Number of Minority Tracts		0
Percentage of Minority Tracts		0.00%
Number of Low Income Tracts		0
Percentage of Low Income Tracts		0.00%
Number of Moderate Income Tracts		0
Percentage of Moderate Income Tracts		0.00%
Number of Middle Income Tracts		1
Percentage of Middle Income Tracts		100.00%
Number of Upper Income Tracts		0
Percentage of Upper Income Tracts		0.00%
Number of NA Income Tracts		0
Percentage of NA Income Tracts		0.00%

**Ravalli, MONTANA**

Census Tract	Tract Income Class	Minority Tract
30081000100	MIDDLE	NO
30081000201	MODERATE	NO
30081000203	MIDDLE	NO
30081000204	MIDDLE	NO
30081000300	MIDDLE	NO



**Ravalli, MONTANA**

Census Tract	Tract Income Class	Minority Tract
30081000401	MIDDLE	NO
30081000402	MIDDLE	NO
30081000501	MODERATE	NO
30081000502	MODERATE	NO
30081000601	MIDDLE	NO
30081000602	MIDDLE	NO
30081000700	MODERATE	NO
30081000800	MIDDLE	NO

**Summary Data: Ravalli**

Number of Census Tracts	13
Number of Minority Tracts	0
Percentage of Minority Tracts	0.00%
Number of Low Income Tracts	0
Percentage of Low Income Tracts	0.00%
Number of Moderate Income Tracts	4
Percentage of Moderate Income Tracts	30.77%
Number of Middle Income Tracts	9
Percentage of Middle Income Tracts	69.23%
Number of Upper Income Tracts	0
Percentage of Upper Income Tracts	0.00%
Number of NA Income Tracts	0
Percentage of NA Income Tracts	0.00%

**Richland, MONTANA**

Census Tract	Tract Income Class	Minority Tract
30083070100	UPPER	NO
30083070200	MIDDLE	NO
30083070301	MIDDLE	NO
30083070302	UPPER	NO
30083070400	MIDDLE	NO

**Summary Data: Richland**

Number of Census Tracts	5
Number of Minority Tracts	0
Percentage of Minority Tracts	0.00%
Number of Low Income Tracts	0
Percentage of Low Income Tracts	0.00%
Number of Moderate Income Tracts	0
Percentage of Moderate Income Tracts	0.00%
Number of Middle Income Tracts	3
Percentage of Middle Income Tracts	60.00%
Number of Upper Income Tracts	2
Percentage of Upper Income Tracts	40.00%
Number of NA Income Tracts	0
Percentage of NA Income Tracts	0.00%

**Roosevelt, MONTANA**

Census Tract	Tract Income Class	Minority Tract

**Roosevelt, MONTANA**

Census Tract	Tract Income Class	Minority Tract
30085080100	UPPER	NO
30085940001	MODERATE	YES
30085940002	MODERATE	YES

**Summary Data: Roosevelt**

Number of Census Tracts	3
Number of Minority Tracts	2
Percentage of Minority Tracts	66.67%
Number of Low Income Tracts	0
Percentage of Low Income Tracts	0.00%
Number of Moderate Income Tracts	2
Percentage of Moderate Income Tracts	66.67%
Number of Middle Income Tracts	0
Percentage of Middle Income Tracts	0.00%
Number of Upper Income Tracts	1
Percentage of Upper Income Tracts	33.33%
Number of NA Income Tracts	0
Percentage of NA Income Tracts	0.00%

**Rosebud, MONTANA**

Census Tract	Tract Income Class	Minority Tract
30087000100	MIDDLE	NO
30087000200	MIDDLE	NO



**Rosebud, MONTANA**

Census Tract	Tract Income Class	Minority Tract
30087000300	UPPER	NO
30087940400	MODERATE	YES

**Summary Data: Rosebud**

Number of Census Tracts	4
Number of Minority Tracts	1
Percentage of Minority Tracts	25.00%
Number of Low Income Tracts	0
Percentage of Low Income Tracts	0.00%
Number of Moderate Income Tracts	1
Percentage of Moderate Income Tracts	25.00%
Number of Middle Income Tracts	2
Percentage of Middle Income Tracts	50.00%
Number of Upper Income Tracts	1
Percentage of Upper Income Tracts	25.00%
Number of NA Income Tracts	0
Percentage of NA Income Tracts	0.00%

**Sanders, MONTANA**

Census Tract	Tract Income Class	Minority Tract
30089000100	MODERATE	NO
30089000201	MODERATE	NO
30089000202	MODERATE	NO

**Sanders, MONTANA**

Census Tract	Tract Income Class	Minority Tract
30089940300	MODERATE	NO

**Summary Data: Sanders**

Number of Census Tracts	4
Number of Minority Tracts	0
Percentage of Minority Tracts	0.00%
Number of Low Income Tracts	0
Percentage of Low Income Tracts	0.00%
Number of Moderate Income Tracts	4
Percentage of Moderate Income Tracts	100.00%
Number of Middle Income Tracts	0
Percentage of Middle Income Tracts	0.00%
Number of Upper Income Tracts	0
Percentage of Upper Income Tracts	0.00%
Number of NA Income Tracts	0
Percentage of NA Income Tracts	0.00%

**Sheridan, MONTANA**

Census Tract	Tract Income Class	Minority Tract
30091090200	MIDDLE	NO
30091090400	MIDDLE	NO

**Sheridan, MONTANA**

Census Tract	Tract Income Class	Minority Tract
--------------	--------------------	----------------

**Summary Data: Sheridan**

Number of Census Tracts	2
Number of Minority Tracts	0
Percentage of Minority Tracts	0.00%
Number of Low Income Tracts	0
Percentage of Low Income Tracts	0.00%
Number of Moderate Income Tracts	0
Percentage of Moderate Income Tracts	0.00%
Number of Middle Income Tracts	2
Percentage of Middle Income Tracts	100.00%
Number of Upper Income Tracts	0
Percentage of Upper Income Tracts	0.00%
Number of NA Income Tracts	0
Percentage of NA Income Tracts	0.00%

**Silver Bow, MONTANA**

Census Tract	Tract Income Class	Minority Tract
30093000101	MODERATE	NO
30093000102	LOW	NO
30093000200	MIDDLE	NO
30093000300	MIDDLE	NO
30093000400	MIDDLE	NO



**Silver Bow, MONTANA**

Census Tract	Tract Income Class	Minority Tract
30093000500	MIDDLE	NO
30093000600	MIDDLE	NO
30093000700	UPPER	NO
30093000800	UPPER	NO

**Summary Data: Silver Bow**

Number of Census Tracts	9
Number of Minority Tracts	0
Percentage of Minority Tracts	0.00%
Number of Low Income Tracts	1
Percentage of Low Income Tracts	11.11%
Number of Moderate Income Tracts	1
Percentage of Moderate Income Tracts	11.11%
Number of Middle Income Tracts	5
Percentage of Middle Income Tracts	55.56%
Number of Upper Income Tracts	2
Percentage of Upper Income Tracts	22.22%
Number of NA Income Tracts	0
Percentage of NA Income Tracts	0.00%

**Stillwater, MONTANA**

Census Tract	Tract Income Class	Minority Tract
30095966400	UPPER	NO

**Stillwater, MONTANA**

Census Tract	Tract Income Class	Minority Tract
30095966500	MIDDLE	NO
30095966600	MIDDLE	NO

**Summary Data: Stillwater**

Number of Census Tracts	3
Number of Minority Tracts	0
Percentage of Minority Tracts	0.00%
Number of Low Income Tracts	0
Percentage of Low Income Tracts	0.00%
Number of Moderate Income Tracts	0
Percentage of Moderate Income Tracts	0.00%
Number of Middle Income Tracts	2
Percentage of Middle Income Tracts	66.67%
Number of Upper Income Tracts	1
Percentage of Upper Income Tracts	33.33%
Number of NA Income Tracts	0
Percentage of NA Income Tracts	0.00%

**Sweet Grass, MONTANA**

Census Tract	Tract Income Class	Minority Tract
30097967000	MIDDLE	NO

**Sweet Grass, MONTANA**

Census Tract	Tract Income Class	Minority Tract
<b>Summary Data: Sweet Grass</b>		
Number of Census Tracts	1	
Number of Minority Tracts	0	
Percentage of Minority Tracts	0.00%	
Number of Low Income Tracts	0	
Percentage of Low Income Tracts	0.00%	
Number of Moderate Income Tracts	0	
Percentage of Moderate Income Tracts	0.00%	
Number of Middle Income Tracts	1	
Percentage of Middle Income Tracts	100.00%	
Number of Upper Income Tracts	0	
Percentage of Upper Income Tracts	0.00%	
Number of NA Income Tracts	0	
Percentage of NA Income Tracts	0.00%	

**Teton, MONTANA**

Census Tract	Tract Income Class	Minority Tract
30099000100	MIDDLE	NO
30099000200	MIDDLE	NO
30099000300	MIDDLE	NO



**Teton, MONTANA**

Census Tract	Tract Income Class	Minority Tract
<b>Summary Data: Teton</b>		
Number of Census Tracts		3
Number of Minority Tracts		0
Percentage of Minority Tracts		0.00%
Number of Low Income Tracts		0
Percentage of Low Income Tracts		0.00%
Number of Moderate Income Tracts		0
Percentage of Moderate Income Tracts		0.00%
Number of Middle Income Tracts		3
Percentage of Middle Income Tracts		100.00%
Number of Upper Income Tracts		0
Percentage of Upper Income Tracts		0.00%
Number of NA Income Tracts		0
Percentage of NA Income Tracts		0.00%

**Toole, MONTANA**

Census Tract	Tract Income Class	Minority Tract
30101000100	MIDDLE	NO
30101000200	MIDDLE	NO
30101980000	NA	NO

**Toole, MONTANA**

Census Tract	Tract Income Class	Minority Tract
<b>Summary Data: Toole</b>		
Number of Census Tracts		3
Number of Minority Tracts		0
Percentage of Minority Tracts		0.00%
Number of Low Income Tracts		0
Percentage of Low Income Tracts		0.00%
Number of Moderate Income Tracts		0
Percentage of Moderate Income Tracts		0.00%
Number of Middle Income Tracts		2
Percentage of Middle Income Tracts		66.67%
Number of Upper Income Tracts		0
Percentage of Upper Income Tracts		0.00%
Number of NA Income Tracts		1
Percentage of NA Income Tracts		33.33%

**Treasure, MONTANA**


Census Tract	Tract Income Class	Minority Tract
30103963500	MODERATE	NO

**Treasure, MONTANA**

Census Tract	Tract Income Class	Minority Tract
<b>Summary Data: Treasure</b>		
Number of Census Tracts		1
Number of Minority Tracts		0
Percentage of Minority Tracts		0.00%
Number of Low Income Tracts		0
Percentage of Low Income Tracts		0.00%
Number of Moderate Income Tracts		1
Percentage of Moderate Income Tracts		100.00%
Number of Middle Income Tracts		0
Percentage of Middle Income Tracts		0.00%
Number of Upper Income Tracts		0
Percentage of Upper Income Tracts		0.00%
Number of NA Income Tracts		0
Percentage of NA Income Tracts		0.00%

**Valley, MONTANA**

Census Tract	Tract Income Class	Minority Tract
30105100100	MIDDLE	NO
30105100500	MIDDLE	NO
30105940600	MIDDLE	NO



**Valley, MONTANA**

Census Tract	Tract Income Class	Minority Tract
<b>Summary Data: Valley</b>		
Number of Census Tracts		3
Number of Minority Tracts		0
Percentage of Minority Tracts		0.00%
Number of Low Income Tracts		0
Percentage of Low Income Tracts		0.00%
Number of Moderate Income Tracts		0
Percentage of Moderate Income Tracts		0.00%
Number of Middle Income Tracts		3
Percentage of Middle Income Tracts		100.00%
Number of Upper Income Tracts		0
Percentage of Upper Income Tracts		0.00%
Number of NA Income Tracts		0
Percentage of NA Income Tracts		0.00%

**Wheatland, MONTANA**

Census Tract	Tract Income Class	Minority Tract
30107000100	MODERATE	NO

**Wheatland, MONTANA**

Census Tract	Tract Income Class	Minority Tract
<b>Summary Data: Wheatland</b>		
Number of Census Tracts		1
Number of Minority Tracts		0
Percentage of Minority Tracts		0.00%
Number of Low Income Tracts		0
Percentage of Low Income Tracts		0.00%
Number of Moderate Income Tracts		1
Percentage of Moderate Income Tracts		100.00%
Number of Middle Income Tracts		0
Percentage of Middle Income Tracts		0.00%
Number of Upper Income Tracts		0
Percentage of Upper Income Tracts		0.00%
Number of NA Income Tracts		0
Percentage of NA Income Tracts		0.00%

**Wibaux, MONTANA**


Census Tract	Tract Income Class	Minority Tract
30109000100	MIDDLE	NO

**Wibaux, MONTANA**

Census Tract	Tract Income Class	Minority Tract
<b>Summary Data: Wibaux</b>		
Number of Census Tracts		1
Number of Minority Tracts		0
Percentage of Minority Tracts		0.00%
Number of Low Income Tracts		0
Percentage of Low Income Tracts		0.00%
Number of Moderate Income Tracts		0
Percentage of Moderate Income Tracts		0.00%
Number of Middle Income Tracts		1
Percentage of Middle Income Tracts		100.00%
Number of Upper Income Tracts		0
Percentage of Upper Income Tracts		0.00%
Number of NA Income Tracts		0
Percentage of NA Income Tracts		0.00%

**Yellowstone, MONTANA**

Census Tract	Tract Income Class	Minority Tract
30111000200	MODERATE	NO
30111000300	MODERATE	NO
30111000401	MIDDLE	NO
30111000402	MIDDLE	NO
30111000500	MIDDLE	NO



**Yellowstone, MONTANA**

Census Tract	Tract Income Class	Minority Tract
30111000600	UPPER	NO
30111000701	MIDDLE	NO
30111000704	MIDDLE	NO
30111000705	MIDDLE	NO
30111000706	MIDDLE	NO
30111000707	MIDDLE	NO
30111000708	MODERATE	NO
30111000800	MODERATE	NO
30111000901	MIDDLE	NO
30111000902	MODERATE	NO
30111001000	MODERATE	NO
30111001100	MODERATE	NO
30111001200	UPPER	NO
30111001300	UPPER	NO
30111001402	MIDDLE	NO
30111001403	UPPER	NO
30111001404	UPPER	NO
30111001501	MIDDLE	NO
30111001502	MIDDLE	NO
30111001702	MIDDLE	NO
30111001703	MIDDLE	NO
30111001704	MODERATE	NO
30111001801	UPPER	NO
30111001803	MIDDLE	NO
30111001804	MIDDLE	NO
30111001805	MIDDLE	NO
30111001806	MIDDLE	NO

**Yellowstone, MONTANA**

Census Tract	Tract Income Class	Minority Tract
30111001901	MIDDLE	NO
30111001902	MIDDLE	NO
30111940001	MIDDLE	NO
30111940002	MIDDLE	NO

**Summary Data: Yellowstone**

<b>Number of Census Tracts</b>	36
<b>Number of Minority Tracts</b>	0
<b>Percentage of Minority Tracts</b>	0.00%
<b>Number of Low Income Tracts</b>	0
<b>Percentage of Low Income Tracts</b>	0.00%
<b>Number of Moderate Income Tracts</b>	8
<b>Percentage of Moderate Income Tracts</b>	22.22%
<b>Number of Middle Income Tracts</b>	22
<b>Percentage of Middle Income Tracts</b>	61.11%
<b>Number of Upper Income Tracts</b>	6
<b>Percentage of Upper Income Tracts</b>	16.67%
<b>Number of NA Income Tracts</b>	0
<b>Percentage of NA Income Tracts</b>	0.00%



<b>Assessment Area Summary Data:</b>	<b>Number of Census Tracts:</b>	319
--------------------------------------	---------------------------------	-----

Number of Minority Tracts	Number of Low Income Tracts	Number of Moderate Income Tracts	Number of Middle Income Tracts	Number of Upper Income Tracts	Number of NA Income Tracts
13	4	67	180	65	3

Percentage of Minority Tracts	Percentage of Low Income Tracts	Percentage of Moderate Income Tracts	Percentage of Middle Income Tracts	Percentage of Upper Income Tracts	Percentage of NA Income Tracts
4.08%	1.25%	21.00%	56.43%	20.38%	0.94%

