

# GeoDataVision Report D-1 Census Tract Reference Book 2022

Tract Income Classification and Minority Status—Based on Census data released by the FFIEC April 2022

## Adair, MISSOURI

Census Tract	Tract Income Class	Minority Tract
29001950100	MIDDLE	NO
29001950200	MIDDLE	NO
29001950300	MODERATE	NO
29001950400	MIDDLE	NO
29001950501	UPPER	NO
29001950502	UPPER	NO
29001950900	MIDDLE	NO
29001951000	NA	NO

### Summary Data: Adair

Number of Census Tracts	8
Number of Minority Tracts	0
Percentage of Minority Tracts	0.00%
Number of Low Income Tracts	0
Percentage of Low Income Tracts	0.00%
Number of Moderate Income Tracts	1
Percentage of Moderate Income Tracts	12.50%
Number of Middle Income Tracts	4
Percentage of Middle Income Tracts	50.00%
Number of Upper Income Tracts	2
Percentage of Upper Income Tracts	25.00%
Number of NA Income Tracts	1
Percentage of NA Income Tracts	12.50%

## Andrew, MISSOURI

Census Tract	Tract Income Class	Minority Tract
29003010100	UPPER	NO
29003010201	MIDDLE	NO
29003010202	MIDDLE	NO
29003010300	MIDDLE	NO
29003010400	MIDDLE	NO

### Summary Data: Andrew

Number of Census Tracts	5
Number of Minority Tracts	0
Percentage of Minority Tracts	0.00%
Number of Low Income Tracts	0
Percentage of Low Income Tracts	0.00%
Number of Moderate Income Tracts	0
Percentage of Moderate Income Tracts	0.00%
Number of Middle Income Tracts	4
Percentage of Middle Income Tracts	80.00%
Number of Upper Income Tracts	1
Percentage of Upper Income Tracts	20.00%
Number of NA Income Tracts	0
Percentage of NA Income Tracts	0.00%

## Atchison, MISSOURI

Census Tract	Tract Income Class	Minority Tract
29005950100	MIDDLE	NO
29005950200	MIDDLE	NO

### Summary Data: Atchison

Number of Census Tracts	2
Number of Minority Tracts	0
Percentage of Minority Tracts	0.00%
Number of Low Income Tracts	0
Percentage of Low Income Tracts	0.00%
Number of Moderate Income Tracts	0
Percentage of Moderate Income Tracts	0.00%
Number of Middle Income Tracts	2
Percentage of Middle Income Tracts	100.00%
Number of Upper Income Tracts	0
Percentage of Upper Income Tracts	0.00%
Number of NA Income Tracts	0
Percentage of NA Income Tracts	0.00%

## Audrain, MISSOURI

Census Tract	Tract Income Class	Minority Tract
29007950100	MIDDLE	NO
29007950200	MIDDLE	NO

**Audrain, MISSOURI**

Census Tract	Tract Income Class	Minority Tract
29007950300	MIDDLE	NO
29007950400	MIDDLE	NO
29007950500	MIDDLE	NO
29007950600	MIDDLE	NO
29007950700	MIDDLE	NO

**Summary Data: Audrain**

Number of Census Tracts	7
Number of Minority Tracts	0
Percentage of Minority Tracts	0.00%
Number of Low Income Tracts	0
Percentage of Low Income Tracts	0.00%
Number of Moderate Income Tracts	0
Percentage of Moderate Income Tracts	0.00%
Number of Middle Income Tracts	7
Percentage of Middle Income Tracts	100.00%
Number of Upper Income Tracts	0
Percentage of Upper Income Tracts	0.00%
Number of NA Income Tracts	0
Percentage of NA Income Tracts	0.00%

**Barry, MISSOURI**

Census Tract	Tract Income Class	Minority Tract
--------------	--------------------	----------------

**Barry, MISSOURI**

Census Tract	Tract Income Class	Minority Tract
29009960101	MIDDLE	NO
29009960102	MIDDLE	NO
29009960201	MIDDLE	NO
29009960202	MIDDLE	NO
29009960301	MIDDLE	NO
29009960302	UPPER	NO
29009960401	MIDDLE	NO
29009960402	MIDDLE	NO
29009960500	MIDDLE	NO
29009960600	UPPER	NO

**Barry, MISSOURI**

Census Tract	Tract Income Class	Minority Tract
<b>Summary Data: Barry</b>		
Number of Census Tracts	10	
Number of Minority Tracts	0	
Percentage of Minority Tracts	0.00%	
Number of Low Income Tracts	0	
Percentage of Low Income Tracts	0.00%	
Number of Moderate Income Tracts	0	
Percentage of Moderate Income Tracts	0.00%	
Number of Middle Income Tracts	8	
Percentage of Middle Income Tracts	80.00%	
Number of Upper Income Tracts	2	
Percentage of Upper Income Tracts	20.00%	
Number of NA Income Tracts	0	
Percentage of NA Income Tracts	0.00%	

**Barton, MISSOURI**

Census Tract	Tract Income Class	Minority Tract
29011960100	MIDDLE	NO
29011960200	MIDDLE	NO
29011960300	MODERATE	NO



**Barton, MISSOURI**

Census Tract	Tract Income Class	Minority Tract
<b>Summary Data: Barton</b>		
Number of Census Tracts		3
Number of Minority Tracts		0
Percentage of Minority Tracts		0.00%
Number of Low Income Tracts		0
Percentage of Low Income Tracts		0.00%
Number of Moderate Income Tracts		1
Percentage of Moderate Income Tracts		33.33%
Number of Middle Income Tracts		2
Percentage of Middle Income Tracts		66.67%
Number of Upper Income Tracts		0
Percentage of Upper Income Tracts		0.00%
Number of NA Income Tracts		0
Percentage of NA Income Tracts		0.00%

**Bates, MISSOURI**

Census Tract	Tract Income Class	Minority Tract
29013070100	MODERATE	NO
29013070200	MODERATE	NO
29013070300	MODERATE	NO
29013070400	MODERATE	NO

**Bates, MISSOURI**

Census Tract	Tract Income Class	Minority Tract
<b>Summary Data: Bates</b>		
Number of Census Tracts		4
Number of Minority Tracts		0
Percentage of Minority Tracts		0.00%
Number of Low Income Tracts		0
Percentage of Low Income Tracts		0.00%
Number of Moderate Income Tracts		4
Percentage of Moderate Income Tracts		100.00%
Number of Middle Income Tracts		0
Percentage of Middle Income Tracts		0.00%
Number of Upper Income Tracts		0
Percentage of Upper Income Tracts		0.00%
Number of NA Income Tracts		0
Percentage of NA Income Tracts		0.00%

**Benton, MISSOURI**

Census Tract	Tract Income Class	Minority Tract
29015460100	MIDDLE	NO
29015460200	MIDDLE	NO
29015460300	MIDDLE	NO
29015460400	MODERATE	NO
29015460701	MIDDLE	NO

**Benton, MISSOURI**

Census Tract	Tract Income Class	Minority Tract
29015460702	UPPER	NO
29015460801	MIDDLE	NO
29015460802	MIDDLE	NO
<b>Summary Data: Benton</b>		
Number of Census Tracts		8
Number of Minority Tracts		0
Percentage of Minority Tracts		0.00%
Number of Low Income Tracts		0
Percentage of Low Income Tracts		0.00%
Number of Moderate Income Tracts		1
Percentage of Moderate Income Tracts		12.50%
Number of Middle Income Tracts		6
Percentage of Middle Income Tracts		75.00%
Number of Upper Income Tracts		1
Percentage of Upper Income Tracts		12.50%
Number of NA Income Tracts		0
Percentage of NA Income Tracts		0.00%

**Bollinger, MISSOURI**

Census Tract	Tract Income Class	Minority Tract
29017950100	MIDDLE	NO
29017950200	MODERATE	NO



**Bollinger, MISSOURI**

Census Tract	Tract Income Class	Minority Tract
29017950300	MIDDLE	NO
<b>Summary Data: Bollinger</b>		
<b>Number of Census Tracts</b>		3
<b>Number of Minority Tracts</b>		0
<b>Percentage of Minority Tracts</b>		0.00%
<b>Number of Low Income Tracts</b>		0
<b>Percentage of Low Income Tracts</b>		0.00%
<b>Number of Moderate Income Tracts</b>		1
<b>Percentage of Moderate Income Tracts</b>		33.33%
<b>Number of Middle Income Tracts</b>		2
<b>Percentage of Middle Income Tracts</b>		66.67%
<b>Number of Upper Income Tracts</b>		0
<b>Percentage of Upper Income Tracts</b>		0.00%
<b>Number of NA Income Tracts</b>		0
<b>Percentage of NA Income Tracts</b>		0.00%

**Boone, MISSOURI**

Census Tract	Tract Income Class	Minority Tract
29019000200	MODERATE	NO
29019000300	LOW	NO
29019000500	LOW	NO
29019000600	UPPER	NO

**Boone, MISSOURI**

Census Tract	Tract Income Class	Minority Tract
29019000700	MODERATE	NO
29019000900	MODERATE	NO
29019001001	MIDDLE	NO
29019001003	MIDDLE	NO
29019001004	MIDDLE	NO
29019001105	NA	NO
29019001106	MODERATE	NO
29019001107	UPPER	NO
29019001108	MIDDLE	NO
29019001109	MODERATE	NO
29019001110	UPPER	NO
29019001201	UPPER	NO
29019001202	UPPER	NO
29019001300	MODERATE	NO
29019001401	MIDDLE	NO
29019001402	MODERATE	NO
29019001503	MODERATE	NO
29019001505	MODERATE	NO
29019001506	MODERATE	NO
29019001507	MIDDLE	NO
29019001508	MIDDLE	NO
29019001602	UPPER	NO
29019001603	MIDDLE	NO
29019001604	MODERATE	NO
29019001702	UPPER	NO
29019001703	MIDDLE	NO
29019001704	UPPER	NO

**Boone, MISSOURI**

Census Tract	Tract Income Class	Minority Tract
29019001803	MIDDLE	NO
29019001806	UPPER	NO
29019001807	MIDDLE	NO
29019001901	MIDDLE	NO
29019001903	MIDDLE	NO
29019001904	MIDDLE	NO
29019002000	MIDDLE	NO
29019002100	LOW	NO
29019002200	LOW	NO
<b>Summary Data: Boone</b>		
<b>Number of Census Tracts</b>		40
<b>Number of Minority Tracts</b>		0
<b>Percentage of Minority Tracts</b>		0.00%
<b>Number of Low Income Tracts</b>		4
<b>Percentage of Low Income Tracts</b>		10.00%
<b>Number of Moderate Income Tracts</b>		11
<b>Percentage of Moderate Income Tracts</b>		27.50%
<b>Number of Middle Income Tracts</b>		15
<b>Percentage of Middle Income Tracts</b>		37.50%
<b>Number of Upper Income Tracts</b>		9
<b>Percentage of Upper Income Tracts</b>		22.50%
<b>Number of NA Income Tracts</b>		1
<b>Percentage of NA Income Tracts</b>		2.50%



**Buchanan, MISSOURI**

Census Tract	Tract Income Class	Minority Tract
29021000100	UPPER	NO
29021000200	MIDDLE	NO
29021000300	MODERATE	NO
29021000400	MODERATE	NO
29021000500	MIDDLE	NO
29021000600	MIDDLE	NO
29021000701	MIDDLE	NO
29021000702	MIDDLE	NO
29021000900	MIDDLE	NO
29021001000	MODERATE	NO
29021001100	MIDDLE	NO
29021001200	MIDDLE	NO
29021001500	MODERATE	NO
29021001600	MIDDLE	NO
29021001700	MIDDLE	NO
29021001800	MIDDLE	NO
29021002100	MIDDLE	NO
29021002200	UPPER	NO
29021002300	MIDDLE	NO
29021002400	MODERATE	NO
29021002500	MODERATE	NO
29021002700	MIDDLE	NO
29021002800	MIDDLE	NO
29021002900	MIDDLE	NO
29021003001	LOW	NO
29021003002	LOW	NO

**Buchanan, MISSOURI**

Census Tract	Tract Income Class	Minority Tract
<b>Summary Data: Buchanan</b>		
<b>Number of Census Tracts</b>		26
<b>Number of Minority Tracts</b>		0
<b>Percentage of Minority Tracts</b>		0.00%
<b>Number of Low Income Tracts</b>		2
<b>Percentage of Low Income Tracts</b>		7.69%
<b>Number of Moderate Income Tracts</b>		6
<b>Percentage of Moderate Income Tracts</b>		23.08%
<b>Number of Middle Income Tracts</b>		16
<b>Percentage of Middle Income Tracts</b>		61.54%
<b>Number of Upper Income Tracts</b>		2
<b>Percentage of Upper Income Tracts</b>		7.69%
<b>Number of NA Income Tracts</b>		0
<b>Percentage of NA Income Tracts</b>		0.00%

**Butler, MISSOURI**

Census Tract	Tract Income Class	Minority Tract
29023950101	MIDDLE	NO
29023950102	MIDDLE	NO
29023950201	MIDDLE	NO
29023950202	MODERATE	NO
29023950301	UPPER	NO

**Butler, MISSOURI**

Census Tract	Tract Income Class	Minority Tract
29023950302	UPPER	NO
29023950400	MODERATE	NO
29023950500	MODERATE	NO
29023950600	MIDDLE	NO
29023950700	LOW	NO
29023950800	MIDDLE	NO
29023950900	MIDDLE	NO
<b>Summary Data: Butler</b>		
<b>Number of Census Tracts</b>		12
<b>Number of Minority Tracts</b>		0
<b>Percentage of Minority Tracts</b>		0.00%
<b>Number of Low Income Tracts</b>		1
<b>Percentage of Low Income Tracts</b>		8.33%
<b>Number of Moderate Income Tracts</b>		3
<b>Percentage of Moderate Income Tracts</b>		25.00%
<b>Number of Middle Income Tracts</b>		6
<b>Percentage of Middle Income Tracts</b>		50.00%
<b>Number of Upper Income Tracts</b>		2
<b>Percentage of Upper Income Tracts</b>		16.67%
<b>Number of NA Income Tracts</b>		0
<b>Percentage of NA Income Tracts</b>		0.00%



**Caldwell, MISSOURI**

Census Tract	Tract Income Class	Minority Tract
29025950100	MODERATE	NO
29025950201	MIDDLE	NO
29025950202	MODERATE	NO

**Summary Data: Caldwell**

Number of Census Tracts	3
Number of Minority Tracts	0
Percentage of Minority Tracts	0.00%
Number of Low Income Tracts	0
Percentage of Low Income Tracts	0.00%
Number of Moderate Income Tracts	2
Percentage of Moderate Income Tracts	66.67%
Number of Middle Income Tracts	1
Percentage of Middle Income Tracts	33.33%
Number of Upper Income Tracts	0
Percentage of Upper Income Tracts	0.00%
Number of NA Income Tracts	0
Percentage of NA Income Tracts	0.00%

**Callaway, MISSOURI**

Census Tract	Tract Income Class	Minority Tract
29027070100	MIDDLE	NO
29027070200	MIDDLE	NO

**Callaway, MISSOURI**

Census Tract	Tract Income Class	Minority Tract
29027070301	MIDDLE	NO
29027070302	MIDDLE	NO
29027070400	MODERATE	NO
29027070500	MIDDLE	NO
29027070601	MIDDLE	NO
29027070602	MODERATE	NO
29027070701	MIDDLE	NO
29027070702	MIDDLE	NO
29027070800	MIDDLE	NO

**Summary Data: Callaway**

Number of Census Tracts	11
Number of Minority Tracts	0
Percentage of Minority Tracts	0.00%
Number of Low Income Tracts	0
Percentage of Low Income Tracts	0.00%
Number of Moderate Income Tracts	2
Percentage of Moderate Income Tracts	18.18%
Number of Middle Income Tracts	9
Percentage of Middle Income Tracts	81.82%
Number of Upper Income Tracts	0
Percentage of Upper Income Tracts	0.00%
Number of NA Income Tracts	0
Percentage of NA Income Tracts	0.00%

**Camden, MISSOURI**

Census Tract	Tract Income Class	Minority Tract
29029950101	UPPER	NO
29029950102	UPPER	NO
29029950201	UPPER	NO
29029950202	UPPER	NO
29029950301	UPPER	NO
29029950302	UPPER	NO
29029950401	MIDDLE	NO
29029950402	UPPER	NO
29029950500	UPPER	NO
29029950600	UPPER	NO
29029950701	MIDDLE	NO
29029950702	MIDDLE	NO
29029950801	MIDDLE	NO
29029950802	UPPER	NO
29029950900	MIDDLE	NO
29029951101	UPPER	NO
29029951102	MIDDLE	NO
29029951201	MIDDLE	NO
29029951202	UPPER	NO

**Camden, MISSOURI**

Census Tract	Tract Income Class	Minority Tract
<b>Summary Data: Camden</b>		
Number of Census Tracts		19
Number of Minority Tracts		0
Percentage of Minority Tracts		0.00%
Number of Low Income Tracts		0
Percentage of Low Income Tracts		0.00%
Number of Moderate Income Tracts		0
Percentage of Moderate Income Tracts		0.00%
Number of Middle Income Tracts		7
Percentage of Middle Income Tracts		36.84%
Number of Upper Income Tracts		12
Percentage of Upper Income Tracts		63.16%
Number of NA Income Tracts		0
Percentage of NA Income Tracts		0.00%

**Cape Girardeau, MISSOURI**

Census Tract	Tract Income Class	Minority Tract
29031880501	UPPER	NO
29031880502	MIDDLE	NO
29031880600	UPPER	NO
29031880700	MIDDLE	NO
29031880800	MIDDLE	NO
29031880900	MODERATE	NO
29031881000	MIDDLE	NO
29031881100	MIDDLE	NO
29031881200	UPPER	NO
29031881301	MIDDLE	NO
29031881302	MIDDLE	NO
29031881400	MODERATE	YES
29031881500	UPPER	NO
29031881600	MODERATE	NO

**Cape Girardeau, MISSOURI**

Census Tract	Tract Income Class	Minority Tract
<b>Summary Data: Cape Girardeau</b>		
Number of Census Tracts		19
Number of Minority Tracts		1
Percentage of Minority Tracts		5.26%
Number of Low Income Tracts		0
Percentage of Low Income Tracts		0.00%
Number of Moderate Income Tracts		3
Percentage of Moderate Income Tracts		15.79%
Number of Middle Income Tracts		12
Percentage of Middle Income Tracts		63.16%
Number of Upper Income Tracts		4
Percentage of Upper Income Tracts		21.05%
Number of NA Income Tracts		0
Percentage of NA Income Tracts		0.00%

**Cape Girardeau, MISSOURI**

Census Tract	Tract Income Class	Minority Tract
29031880100	MIDDLE	NO
29031880200	MIDDLE	NO
29031880300	MIDDLE	NO
29031880401	MIDDLE	NO
29031880402	MIDDLE	NO

**Carroll, MISSOURI**

Census Tract	Tract Income Class	Minority Tract
29033960100	MIDDLE	NO
29033960200	UPPER	NO
29033960300	MIDDLE	NO



**Carroll, MISSOURI**

Census Tract	Tract Income Class	Minority Tract
<b>Summary Data: Carroll</b>		
Number of Census Tracts		3
Number of Minority Tracts		0
Percentage of Minority Tracts		0.00%
Number of Low Income Tracts		0
Percentage of Low Income Tracts		0.00%
Number of Moderate Income Tracts		0
Percentage of Moderate Income Tracts		0.00%
Number of Middle Income Tracts		2
Percentage of Middle Income Tracts		66.67%
Number of Upper Income Tracts		1
Percentage of Upper Income Tracts		33.33%
Number of NA Income Tracts		0
Percentage of NA Income Tracts		0.00%

**Carter, MISSOURI**

Census Tract	Tract Income Class	Minority Tract
29035960100	MIDDLE	NO
29035960200	MIDDLE	NO

**Carter, MISSOURI**

Census Tract	Tract Income Class	Minority Tract
<b>Summary Data: Carter</b>		
Number of Census Tracts		2
Number of Minority Tracts		0
Percentage of Minority Tracts		0.00%
Number of Low Income Tracts		0
Percentage of Low Income Tracts		0.00%
Number of Moderate Income Tracts		0
Percentage of Moderate Income Tracts		0.00%
Number of Middle Income Tracts		2
Percentage of Middle Income Tracts		100.00%
Number of Upper Income Tracts		0
Percentage of Upper Income Tracts		0.00%
Number of NA Income Tracts		0
Percentage of NA Income Tracts		0.00%

**Cass, MISSOURI**

Census Tract	Tract Income Class	Minority Tract
29037060001	MIDDLE	NO
29037060003	MIDDLE	NO
29037060004	MIDDLE	NO
29037060100	MODERATE	NO
29037060202	MODERATE	NO

**Cass, MISSOURI**

Census Tract	Tract Income Class	Minority Tract
29037060305	UPPER	NO
29037060306	MIDDLE	NO
29037060307	UPPER	NO
29037060308	MIDDLE	NO
29037060309	MIDDLE	NO
29037060401	UPPER	NO
29037060402	UPPER	NO
29037060500	MIDDLE	NO
29037060601	MIDDLE	NO
29037060602	MIDDLE	NO
29037060700	MIDDLE	NO
29037060800	MIDDLE	NO
29037060904	MODERATE	NO
29037061001	MIDDLE	NO
29037061002	MIDDLE	NO
29037061100	MIDDLE	NO
29037061200	MIDDLE	NO
29037061300	MODERATE	NO
29037061400	MODERATE	NO



Cass, MISSOURI		
Census Tract	Tract Income Class	Minority Tract
<b>Summary Data: Cass</b>		
Number of Census Tracts		24
Number of Minority Tracts		0
Percentage of Minority Tracts		0.00%
Number of Low Income Tracts		0
Percentage of Low Income Tracts		0.00%
Number of Moderate Income Tracts		5
Percentage of Moderate Income Tracts		20.83%
Number of Middle Income Tracts		15
Percentage of Middle Income Tracts		62.50%
Number of Upper Income Tracts		4
Percentage of Upper Income Tracts		16.67%
Number of NA Income Tracts		0
Percentage of NA Income Tracts		0.00%

Cedar, MISSOURI		
Census Tract	Tract Income Class	Minority Tract
<b>Summary Data: Cedar</b>		
Number of Census Tracts		4
Number of Minority Tracts		0
Percentage of Minority Tracts		0.00%
Number of Low Income Tracts		0
Percentage of Low Income Tracts		0.00%
Number of Moderate Income Tracts		1
Percentage of Moderate Income Tracts		25.00%
Number of Middle Income Tracts		3
Percentage of Middle Income Tracts		75.00%
Number of Upper Income Tracts		0
Percentage of Upper Income Tracts		0.00%
Number of NA Income Tracts		0
Percentage of NA Income Tracts		0.00%

Chariton, MISSOURI		
Census Tract	Tract Income Class	Minority Tract
<b>Summary Data: Chariton</b>		
Number of Census Tracts		3
Number of Minority Tracts		0
Percentage of Minority Tracts		0.00%
Number of Low Income Tracts		0
Percentage of Low Income Tracts		0.00%
Number of Moderate Income Tracts		0
Percentage of Moderate Income Tracts		0.00%
Number of Middle Income Tracts		3
Percentage of Middle Income Tracts		100.00%
Number of Upper Income Tracts		0
Percentage of Upper Income Tracts		0.00%
Number of NA Income Tracts		0
Percentage of NA Income Tracts		0.00%

Cedar, MISSOURI		
Census Tract	Tract Income Class	Minority Tract
29039870101	MIDDLE	NO
29039870102	MIDDLE	NO
29039870200	MODERATE	NO
29039870300	MIDDLE	NO

Chariton, MISSOURI		
Census Tract	Tract Income Class	Minority Tract
29041470100	MIDDLE	NO
29041470200	MIDDLE	NO
29041470300	MIDDLE	NO

Christian, MISSOURI		
Census Tract	Tract Income Class	Minority Tract
29043020101	MIDDLE	NO
29043020102	MIDDLE	NO
29043020201	UPPER	NO
29043020202	MIDDLE	NO
29043020204	MIDDLE	NO



**Christian, MISSOURI**

Census Tract	Tract Income Class	Minority Tract
29043020205	MIDDLE	NO
29043020206	MIDDLE	NO
29043020207	UPPER	NO
29043020302	MIDDLE	NO
29043020303	MIDDLE	NO
29043020304	MIDDLE	NO
29043020307	UPPER	NO
29043020308	MIDDLE	NO
29043020309	MODERATE	NO
29043020310	UPPER	NO
29043020401	MIDDLE	NO
29043020402	MIDDLE	NO
29043020501	UPPER	NO
29043020502	UPPER	NO

**Christian, MISSOURI**

Census Tract	Tract Income Class	Minority Tract
<b>Summary Data: Christian</b>		
<b>Number of Census Tracts</b>		19
<b>Number of Minority Tracts</b>		0
<b>Percentage of Minority Tracts</b>		0.00%
<b>Number of Low Income Tracts</b>		0
<b>Percentage of Low Income Tracts</b>		0.00%
<b>Number of Moderate Income Tracts</b>		1
<b>Percentage of Moderate Income Tracts</b>		5.26%
<b>Number of Middle Income Tracts</b>		12
<b>Percentage of Middle Income Tracts</b>		63.16%
<b>Number of Upper Income Tracts</b>		6
<b>Percentage of Upper Income Tracts</b>		31.58%
<b>Number of NA Income Tracts</b>		0
<b>Percentage of NA Income Tracts</b>		0.00%

**Clark, MISSOURI**


Census Tract	Tract Income Class	Minority Tract
<b>Summary Data: Clark</b>		
<b>Number of Census Tracts</b>		3
<b>Number of Minority Tracts</b>		0
<b>Percentage of Minority Tracts</b>		0.00%
<b>Number of Low Income Tracts</b>		0
<b>Percentage of Low Income Tracts</b>		0.00%
<b>Number of Moderate Income Tracts</b>		0
<b>Percentage of Moderate Income Tracts</b>		0.00%
<b>Number of Middle Income Tracts</b>		2
<b>Percentage of Middle Income Tracts</b>		66.67%
<b>Number of Upper Income Tracts</b>		1
<b>Percentage of Upper Income Tracts</b>		33.33%
<b>Number of NA Income Tracts</b>		0
<b>Percentage of NA Income Tracts</b>		0.00%

**Clark, MISSOURI**

Census Tract	Tract Income Class	Minority Tract
29045950100	UPPER	NO
29045950200	MIDDLE	NO
29045950300	MIDDLE	NO

**Clay, MISSOURI**

Census Tract	Tract Income Class	Minority Tract
29047020201	MODERATE	NO
29047020202	UPPER	NO
29047020300	MODERATE	NO
29047020400	MIDDLE	NO
29047020500	MODERATE	NO



**Clay, MISSOURI**

Census Tract	Tract Income Class	Minority Tract
29047020602	MODERATE	NO
29047020603	MODERATE	NO
29047020604	MODERATE	NO
29047020802	MODERATE	NO
29047020803	MODERATE	NO
29047020901	MIDDLE	NO
29047020902	MIDDLE	NO
29047021001	MODERATE	NO
29047021003	MIDDLE	NO
29047021004	MIDDLE	NO
29047021101	MODERATE	NO
29047021103	MIDDLE	NO
29047021104	MIDDLE	NO
29047021105	MIDDLE	NO
29047021204	MODERATE	NO
29047021208	MODERATE	NO
29047021209	MIDDLE	NO
29047021210	MIDDLE	NO
29047021211	MODERATE	NO
29047021212	UPPER	NO
29047021213	MIDDLE	NO
29047021214	MIDDLE	NO
29047021303	UPPER	NO
29047021307	UPPER	NO
29047021309	UPPER	NO
29047021311	UPPER	NO
29047021312	UPPER	NO

**Clay, MISSOURI**

Census Tract	Tract Income Class	Minority Tract
29047021313	UPPER	NO
29047021314	MIDDLE	NO
29047021401	MIDDLE	NO
29047021403	MODERATE	NO
29047021404	MIDDLE	NO
29047021601	MIDDLE	NO
29047021602	MIDDLE	NO
29047021701	MODERATE	NO
29047021703	MODERATE	NO
29047021704	MIDDLE	NO
29047021806	MIDDLE	NO
29047021807	MIDDLE	NO
29047021808	UPPER	NO
29047021809	MIDDLE	NO
29047021810	UPPER	NO
29047021811	UPPER	NO
29047021812	MIDDLE	NO
29047021900	UPPER	NO
29047022000	MIDDLE	NO
29047022100	MODERATE	NO
29047022200	MIDDLE	NO
29047022301	MIDDLE	NO
29047022302	UPPER	NO

**Clay, MISSOURI**

Census Tract	Tract Income Class	Minority Tract
<b>Summary Data: Clay</b>		
<b>Number of Census Tracts</b>		55
<b>Number of Minority Tracts</b>		0
<b>Percentage of Minority Tracts</b>		0.00%
<b>Number of Low Income Tracts</b>		0
<b>Percentage of Low Income Tracts</b>		0.00%
<b>Number of Moderate Income Tracts</b>		17
<b>Percentage of Moderate Income Tracts</b>		30.91%
<b>Number of Middle Income Tracts</b>		25
<b>Percentage of Middle Income Tracts</b>		45.45%
<b>Number of Upper Income Tracts</b>		13
<b>Percentage of Upper Income Tracts</b>		23.64%
<b>Number of NA Income Tracts</b>		0
<b>Percentage of NA Income Tracts</b>		0.00%

**Clinton, MISSOURI**

Census Tract	Tract Income Class	Minority Tract
29049960100	MODERATE	NO
29049960201	MIDDLE	NO
29049960202	MIDDLE	NO
29049960300	MIDDLE	NO
29049960400	MIDDLE	NO



Clinton, MISSOURI		
Census Tract	Tract Income Class	Minority Tract
<b>Summary Data: Clinton</b>		
Number of Census Tracts		5
Number of Minority Tracts		0
Percentage of Minority Tracts		0.00%
Number of Low Income Tracts		0
Percentage of Low Income Tracts		0.00%
Number of Moderate Income Tracts		1
Percentage of Moderate Income Tracts		20.00%
Number of Middle Income Tracts		4
Percentage of Middle Income Tracts		80.00%
Number of Upper Income Tracts		0
Percentage of Upper Income Tracts		0.00%
Number of NA Income Tracts		0
Percentage of NA Income Tracts		0.00%

Cole, MISSOURI		
Census Tract	Tract Income Class	Minority Tract
29051010701	MIDDLE	NO
29051010702	MIDDLE	NO
29051010801	MIDDLE	NO
29051010802	UPPER	NO
29051010901	UPPER	NO
29051010902	MIDDLE	NO
29051020198	UPPER	NO
29051020200	UPPER	NO
29051020300	MIDDLE	NO
29051020400	MIDDLE	NO
29051020500	MIDDLE	NO
29051020600	UPPER	NO
29051020700	MODERATE	NO

Cole, MISSOURI		
Census Tract	Tract Income Class	Minority Tract
<b>Summary Data: Cole</b>		
Number of Census Tracts		18
Number of Minority Tracts		0
Percentage of Minority Tracts		0.00%
Number of Low Income Tracts		0
Percentage of Low Income Tracts		0.00%
Number of Moderate Income Tracts		2
Percentage of Moderate Income Tracts		11.11%
Number of Middle Income Tracts		10
Percentage of Middle Income Tracts		55.56%
Number of Upper Income Tracts		6
Percentage of Upper Income Tracts		33.33%
Number of NA Income Tracts		0
Percentage of NA Income Tracts		0.00%

Cole, MISSOURI		
Census Tract	Tract Income Class	Minority Tract
29051010300	MIDDLE	NO
29051010401	UPPER	NO
29051010402	MIDDLE	NO
29051010500	MODERATE	NO
29051010600	MIDDLE	NO

Cooper, MISSOURI		
Census Tract	Tract Income Class	Minority Tract
29053950100	MIDDLE	NO
29053950200	MODERATE	NO
29053950300	MIDDLE	NO
29053950400	MODERATE	NO
29053950500	MIDDLE	NO



**Cooper, MISSOURI**

Census Tract	Tract Income Class	Minority Tract
<b>Summary Data: Cooper</b>		
Number of Census Tracts		5
Number of Minority Tracts		0
Percentage of Minority Tracts		0.00%
Number of Low Income Tracts		0
Percentage of Low Income Tracts		0.00%
Number of Moderate Income Tracts		2
Percentage of Moderate Income Tracts		40.00%
Number of Middle Income Tracts		3
Percentage of Middle Income Tracts		60.00%
Number of Upper Income Tracts		0
Percentage of Upper Income Tracts		0.00%
Number of NA Income Tracts		0
Percentage of NA Income Tracts		0.00%

**Crawford, MISSOURI**

Census Tract	Tract Income Class	Minority Tract
29055450101	UPPER	NO
29055450103	MODERATE	NO
29055450104	MIDDLE	NO
29055450200	MIDDLE	NO
29055450301	UPPER	NO

**Crawford, MISSOURI**

Census Tract	Tract Income Class	Minority Tract
29055450302	MODERATE	NO
29055450401	MODERATE	NO
29055450402	MIDDLE	NO
<b>Summary Data: Crawford</b>		
Number of Census Tracts		8
Number of Minority Tracts		0
Percentage of Minority Tracts		0.00%
Number of Low Income Tracts		0
Percentage of Low Income Tracts		0.00%
Number of Moderate Income Tracts		3
Percentage of Moderate Income Tracts		37.50%
Number of Middle Income Tracts		3
Percentage of Middle Income Tracts		37.50%
Number of Upper Income Tracts		2
Percentage of Upper Income Tracts		25.00%
Number of NA Income Tracts		0
Percentage of NA Income Tracts		0.00%

**Dade, MISSOURI**

Census Tract	Tract Income Class	Minority Tract
29057480100	MIDDLE	NO
29057480200	MIDDLE	NO

**Dade, MISSOURI**

Census Tract	Tract Income Class	Minority Tract
<b>Summary Data: Dade</b>		
Number of Census Tracts		2
Number of Minority Tracts		0
Percentage of Minority Tracts		0.00%
Number of Low Income Tracts		0
Percentage of Low Income Tracts		0.00%
Number of Moderate Income Tracts		0
Percentage of Moderate Income Tracts		0.00%
Number of Middle Income Tracts		2
Percentage of Middle Income Tracts		100.00%
Number of Upper Income Tracts		0
Percentage of Upper Income Tracts		0.00%
Number of NA Income Tracts		0
Percentage of NA Income Tracts		0.00%

**Dallas, MISSOURI**

Census Tract	Tract Income Class	Minority Tract
29059480100	MIDDLE	NO
29059480200	LOW	NO
29059480301	MODERATE	NO
29059480302	MIDDLE	NO



**Dallas, MISSOURI**

Census Tract	Tract Income Class	Minority Tract
<b>Summary Data: Dallas</b>		
Number of Census Tracts		4
Number of Minority Tracts		0
Percentage of Minority Tracts		0.00%
Number of Low Income Tracts		1
Percentage of Low Income Tracts		25.00%
Number of Moderate Income Tracts		1
Percentage of Moderate Income Tracts		25.00%
Number of Middle Income Tracts		2
Percentage of Middle Income Tracts		50.00%
Number of Upper Income Tracts		0
Percentage of Upper Income Tracts		0.00%
Number of NA Income Tracts		0
Percentage of NA Income Tracts		0.00%

**Daviess, MISSOURI**

Census Tract	Tract Income Class	Minority Tract
29061470100	MIDDLE	NO
29061470200	MIDDLE	NO

**Daviess, MISSOURI**

Census Tract	Tract Income Class	Minority Tract
<b>Summary Data: Daviess</b>		
Number of Census Tracts		2
Number of Minority Tracts		0
Percentage of Minority Tracts		0.00%
Number of Low Income Tracts		0
Percentage of Low Income Tracts		0.00%
Number of Moderate Income Tracts		0
Percentage of Moderate Income Tracts		0.00%
Number of Middle Income Tracts		2
Percentage of Middle Income Tracts		100.00%
Number of Upper Income Tracts		0
Percentage of Upper Income Tracts		0.00%
Number of NA Income Tracts		0
Percentage of NA Income Tracts		0.00%

**DeKalb, MISSOURI**


Census Tract	Tract Income Class	Minority Tract
29063080101	MIDDLE	NO
29063080102	UPPER	NO
29063080200	MIDDLE	NO

**DeKalb, MISSOURI**

Census Tract	Tract Income Class	Minority Tract
<b>Summary Data: DeKalb</b>		
Number of Census Tracts		3
Number of Minority Tracts		0
Percentage of Minority Tracts		0.00%
Number of Low Income Tracts		0
Percentage of Low Income Tracts		0.00%
Number of Moderate Income Tracts		0
Percentage of Moderate Income Tracts		0.00%
Number of Middle Income Tracts		2
Percentage of Middle Income Tracts		66.67%
Number of Upper Income Tracts		1
Percentage of Upper Income Tracts		33.33%
Number of NA Income Tracts		0
Percentage of NA Income Tracts		0.00%

**Dent, MISSOURI**

Census Tract	Tract Income Class	Minority Tract
29065960100	MIDDLE	NO
29065960200	MIDDLE	NO
29065960300	MIDDLE	NO
29065960400	MODERATE	NO



**Dent, MISSOURI**

Census Tract	Tract Income Class	Minority Tract
<b>Summary Data: Dent</b>		
Number of Census Tracts		4
Number of Minority Tracts		0
Percentage of Minority Tracts		0.00%
Number of Low Income Tracts		0
Percentage of Low Income Tracts		0.00%
Number of Moderate Income Tracts		1
Percentage of Moderate Income Tracts		25.00%
Number of Middle Income Tracts		3
Percentage of Middle Income Tracts		75.00%
Number of Upper Income Tracts		0
Percentage of Upper Income Tracts		0.00%
Number of NA Income Tracts		0
Percentage of NA Income Tracts		0.00%

**Douglas, MISSOURI**

Census Tract	Tract Income Class	Minority Tract
29067950100	MIDDLE	NO
29067950200	MIDDLE	NO
29067950500	MIDDLE	NO

**Douglas, MISSOURI**

Census Tract	Tract Income Class	Minority Tract
<b>Summary Data: Douglas</b>		
Number of Census Tracts		3
Number of Minority Tracts		0
Percentage of Minority Tracts		0.00%
Number of Low Income Tracts		0
Percentage of Low Income Tracts		0.00%
Number of Moderate Income Tracts		0
Percentage of Moderate Income Tracts		0.00%
Number of Middle Income Tracts		3
Percentage of Middle Income Tracts		100.00%
Number of Upper Income Tracts		0
Percentage of Upper Income Tracts		0.00%
Number of NA Income Tracts		0
Percentage of NA Income Tracts		0.00%

**Dunklin, MISSOURI**

Census Tract	Tract Income Class	Minority Tract
29069360100	MODERATE	NO
29069360200	MIDDLE	NO
29069360300	MODERATE	NO
29069360400	MIDDLE	NO
29069360500	MODERATE	NO

**Dunklin, MISSOURI**

Census Tract	Tract Income Class	Minority Tract
29069360600	MIDDLE	NO
29069360700	MIDDLE	NO
29069360800	MODERATE	NO
29069360900	MIDDLE	NO
29069361000	MODERATE	NO
<b>Summary Data: Dunklin</b>		
Number of Census Tracts		10
Number of Minority Tracts		0
Percentage of Minority Tracts		0.00%
Number of Low Income Tracts		0
Percentage of Low Income Tracts		0.00%
Number of Moderate Income Tracts		5
Percentage of Moderate Income Tracts		50.00%
Number of Middle Income Tracts		5
Percentage of Middle Income Tracts		50.00%
Number of Upper Income Tracts		0
Percentage of Upper Income Tracts		0.00%
Number of NA Income Tracts		0
Percentage of NA Income Tracts		0.00%

**Franklin, MISSOURI**

Census Tract	Tract Income Class	Minority Tract
--------------	--------------------	----------------



**Franklin, MISSOURI**

Census Tract	Tract Income Class	Minority Tract
29071800101	MIDDLE	NO
29071800102	UPPER	NO
29071800103	MIDDLE	NO
29071800104	UPPER	NO
29071800201	MODERATE	NO
29071800202	MIDDLE	NO
29071800301	UPPER	NO
29071800302	MIDDLE	NO
29071800401	MIDDLE	NO
29071800403	MIDDLE	NO
29071800404	MIDDLE	NO
29071800501	MIDDLE	NO
29071800502	MIDDLE	NO
29071800603	MIDDLE	NO
29071800604	MODERATE	NO
29071800605	MIDDLE	NO
29071800606	MIDDLE	NO
29071800702	MIDDLE	NO
29071800703	MIDDLE	NO
29071800704	MODERATE	NO
29071800801	MIDDLE	NO
29071800802	MIDDLE	NO
29071800901	MIDDLE	NO
29071800903	MODERATE	NO
29071800904	MODERATE	NO
29071801000	MODERATE	NO
29071801101	MODERATE	NO

**Franklin, MISSOURI**

Census Tract	Tract Income Class	Minority Tract
29071801102	MIDDLE	NO

Summary Data: Franklin		
Number of Census Tracts	28	
Number of Minority Tracts	0	
Percentage of Minority Tracts	0.00%	
Number of Low Income Tracts	0	
Percentage of Low Income Tracts	0.00%	
Number of Moderate Income Tracts	7	
Percentage of Moderate Income Tracts	25.00%	
Number of Middle Income Tracts	18	
Percentage of Middle Income Tracts	64.29%	
Number of Upper Income Tracts	3	
Percentage of Upper Income Tracts	10.71%	
Number of NA Income Tracts	0	
Percentage of NA Income Tracts	0.00%	

**Gasconade, MISSOURI**

Census Tract	Tract Income Class	Minority Tract
29073960100	UPPER	NO
29073960200	MIDDLE	NO
29073960300	UPPER	NO
29073960400	MIDDLE	NO

**Gasconade, MISSOURI**

Census Tract	Tract Income Class	Minority Tract
29073960500	UPPER	NO

Summary Data: Gasconade		
Number of Census Tracts	5	
Number of Minority Tracts	0	
Percentage of Minority Tracts	0.00%	
Number of Low Income Tracts	0	
Percentage of Low Income Tracts	0.00%	
Number of Moderate Income Tracts	0	
Percentage of Moderate Income Tracts	0.00%	
Number of Middle Income Tracts	2	
Percentage of Middle Income Tracts	40.00%	
Number of Upper Income Tracts	3	
Percentage of Upper Income Tracts	60.00%	
Number of NA Income Tracts	0	
Percentage of NA Income Tracts	0.00%	

**Gentry, MISSOURI**

Census Tract	Tract Income Class	Minority Tract
29075960100	MIDDLE	NO
29075960200	UPPER	NO





**Gentry, MISSOURI**

Census Tract	Tract Income Class	Minority Tract
<b>Summary Data: Gentry</b>		
Number of Census Tracts		2
Number of Minority Tracts		0
Percentage of Minority Tracts		0.00%
Number of Low Income Tracts		0
Percentage of Low Income Tracts		0.00%
Number of Moderate Income Tracts		0
Percentage of Moderate Income Tracts		0.00%
Number of Middle Income Tracts		1
Percentage of Middle Income Tracts		50.00%
Number of Upper Income Tracts		1
Percentage of Upper Income Tracts		50.00%
Number of NA Income Tracts		0
Percentage of NA Income Tracts		0.00%

**Greene, MISSOURI**

Census Tract	Tract Income Class	Minority Tract
29077000101	NA	NO
29077000102	NA	NO
29077000200	LOW	NO
29077000300	MIDDLE	NO
29077000400	MODERATE	NO

**Greene, MISSOURI**

Census Tract	Tract Income Class	Minority Tract
29077000501	LOW	NO
29077000502	LOW	NO
29077000600	MODERATE	NO
29077000700	MIDDLE	NO
29077000800	MODERATE	NO
29077000900	MIDDLE	NO
29077001000	UPPER	NO
29077001100	MODERATE	NO
29077001200	MIDDLE	NO
29077001301	MIDDLE	NO
29077001302	MIDDLE	NO
29077001401	LOW	NO
29077001402	MODERATE	NO
29077001500	MIDDLE	NO
29077001700	MODERATE	NO
29077001800	MODERATE	NO
29077001900	MODERATE	NO
29077002200	MODERATE	NO
29077002300	MODERATE	NO
29077002402	MIDDLE	NO
29077002502	MIDDLE	NO
29077002600	UPPER	NO
29077002700	MIDDLE	NO
29077002800	MIDDLE	NO
29077002900	MIDDLE	NO
29077003003	MODERATE	NO
29077003004	MIDDLE	NO

**Greene, MISSOURI**

Census Tract	Tract Income Class	Minority Tract
29077003100	MODERATE	NO
29077003200	MODERATE	NO
29077003300	LOW	NO
29077003600	MODERATE	NO
29077003701	UPPER	NO
29077003702	UPPER	NO
29077003801	UPPER	NO
29077003802	UPPER	NO
29077003900	UPPER	NO
29077004002	UPPER	NO
29077004003	UPPER	NO
29077004004	MIDDLE	NO
29077004005	MIDDLE	NO
29077004104	UPPER	NO
29077004105	UPPER	NO
29077004106	UPPER	NO
29077004107	MIDDLE	NO
29077004108	UPPER	NO
29077004109	UPPER	NO
29077004201	MIDDLE	NO
29077004202	MIDDLE	NO
29077004303	UPPER	NO
29077004304	MODERATE	NO
29077004305	UPPER	NO
29077004306	MIDDLE	NO
29077004401	MIDDLE	NO
29077004402	UPPER	NO



**Greene, MISSOURI**

Census Tract	Tract Income Class	Minority Tract
29077004500	MIDDLE	NO
29077004601	MIDDLE	NO
29077004602	UPPER	NO
29077004700	MIDDLE	NO
29077004802	MIDDLE	NO
29077004803	MIDDLE	NO
29077004804	MODERATE	NO
29077004805	UPPER	NO
29077004900	UPPER	NO
29077005001	MIDDLE	NO
29077005002	UPPER	NO
29077005100	MIDDLE	NO
29077005201	UPPER	NO
29077005202	MIDDLE	NO
29077005500	MODERATE	NO
29077005600	MODERATE	NO
29077005700	MODERATE	NO
29077005801	UPPER	NO
29077005802	MODERATE	NO

**Greene, MISSOURI**

Census Tract	Tract Income Class	Minority Tract
<b>Summary Data: Greene</b>		
<b>Number of Census Tracts</b>		78
<b>Number of Minority Tracts</b>		0
<b>Percentage of Minority Tracts</b>		0.00%
<b>Number of Low Income Tracts</b>		5
<b>Percentage of Low Income Tracts</b>		6.41%
<b>Number of Moderate Income Tracts</b>		20
<b>Percentage of Moderate Income Tracts</b>		25.64%
<b>Number of Middle Income Tracts</b>		28
<b>Percentage of Middle Income Tracts</b>		35.90%
<b>Number of Upper Income Tracts</b>		23
<b>Percentage of Upper Income Tracts</b>		29.49%
<b>Number of NA Income Tracts</b>		2
<b>Percentage of NA Income Tracts</b>		2.56%

**Grundy, MISSOURI**


Census Tract	Tract Income Class	Minority Tract
<b>Summary Data: Grundy</b>		
<b>Number of Census Tracts</b>		4
<b>Number of Minority Tracts</b>		0
<b>Percentage of Minority Tracts</b>		0.00%
<b>Number of Low Income Tracts</b>		0
<b>Percentage of Low Income Tracts</b>		0.00%
<b>Number of Moderate Income Tracts</b>		0
<b>Percentage of Moderate Income Tracts</b>		0.00%
<b>Number of Middle Income Tracts</b>		3
<b>Percentage of Middle Income Tracts</b>		75.00%
<b>Number of Upper Income Tracts</b>		1
<b>Percentage of Upper Income Tracts</b>		25.00%
<b>Number of NA Income Tracts</b>		0
<b>Percentage of NA Income Tracts</b>		0.00%

**Grundy, MISSOURI**

Census Tract	Tract Income Class	Minority Tract
29079960100	UPPER	NO
29079960200	MIDDLE	NO
29079960300	MIDDLE	NO
29079960400	MIDDLE	NO

**Harrison, MISSOURI**

Census Tract	Tract Income Class	Minority Tract
29081950100	MIDDLE	NO
29081950200	MIDDLE	NO
29081950300	MIDDLE	NO



**Harrison, MISSOURI**

Census Tract	Tract Income Class	Minority Tract
<b>Summary Data: Harrison</b>		
Number of Census Tracts		3
Number of Minority Tracts		0
Percentage of Minority Tracts		0.00%
Number of Low Income Tracts		0
Percentage of Low Income Tracts		0.00%
Number of Moderate Income Tracts		0
Percentage of Moderate Income Tracts		0.00%
Number of Middle Income Tracts		3
Percentage of Middle Income Tracts		100.00%
Number of Upper Income Tracts		0
Percentage of Upper Income Tracts		0.00%
Number of NA Income Tracts		0
Percentage of NA Income Tracts		0.00%

**Henry, MISSOURI**

Census Tract	Tract Income Class	Minority Tract
29083950100	MIDDLE	NO
29083950200	MIDDLE	NO
29083950300	UPPER	NO
29083950400	MIDDLE	NO
29083950500	MIDDLE	NO

**Henry, MISSOURI**

Census Tract	Tract Income Class	Minority Tract
29083950600	MIDDLE	NO
<b>Summary Data: Henry</b>		
Number of Census Tracts		6
Number of Minority Tracts		0
Percentage of Minority Tracts		0.00%
Number of Low Income Tracts		0
Percentage of Low Income Tracts		0.00%
Number of Moderate Income Tracts		0
Percentage of Moderate Income Tracts		0.00%
Number of Middle Income Tracts		5
Percentage of Middle Income Tracts		83.33%
Number of Upper Income Tracts		1
Percentage of Upper Income Tracts		16.67%
Number of NA Income Tracts		0
Percentage of NA Income Tracts		0.00%

**Hickory, MISSOURI**

Census Tract	Tract Income Class	Minority Tract
29085470100	MIDDLE	NO
29085470300	MIDDLE	NO
29085470501	MODERATE	NO
29085470502	MODERATE	NO

**Hickory, MISSOURI**

Census Tract	Tract Income Class	Minority Tract
<b>Summary Data: Hickory</b>		
Number of Census Tracts		4
Number of Minority Tracts		0
Percentage of Minority Tracts		0.00%
Number of Low Income Tracts		0
Percentage of Low Income Tracts		0.00%
Number of Moderate Income Tracts		2
Percentage of Moderate Income Tracts		50.00%
Number of Middle Income Tracts		2
Percentage of Middle Income Tracts		50.00%
Number of Upper Income Tracts		0
Percentage of Upper Income Tracts		0.00%
Number of NA Income Tracts		0
Percentage of NA Income Tracts		0.00%

**Holt, MISSOURI**

Census Tract	Tract Income Class	Minority Tract
29087960100	MIDDLE	NO
29087960200	MIDDLE	NO
29087960300	MIDDLE	NO



**Holt, MISSOURI**

Census Tract	Tract Income Class	Minority Tract
<b>Summary Data: Holt</b>		
Number of Census Tracts		3
Number of Minority Tracts		0
Percentage of Minority Tracts		0.00%
Number of Low Income Tracts		0
Percentage of Low Income Tracts		0.00%
Number of Moderate Income Tracts		0
Percentage of Moderate Income Tracts		0.00%
Number of Middle Income Tracts		3
Percentage of Middle Income Tracts		100.00%
Number of Upper Income Tracts		0
Percentage of Upper Income Tracts		0.00%
Number of NA Income Tracts		0
Percentage of NA Income Tracts		0.00%

**Howard, MISSOURI**

Census Tract	Tract Income Class	Minority Tract
29089960100	MODERATE	NO
29089960200	MIDDLE	NO
29089960300	MIDDLE	NO

**Howard, MISSOURI**

Census Tract	Tract Income Class	Minority Tract
<b>Summary Data: Howard</b>		
Number of Census Tracts		3
Number of Minority Tracts		0
Percentage of Minority Tracts		0.00%
Number of Low Income Tracts		0
Percentage of Low Income Tracts		0.00%
Number of Moderate Income Tracts		1
Percentage of Moderate Income Tracts		33.33%
Number of Middle Income Tracts		2
Percentage of Middle Income Tracts		66.67%
Number of Upper Income Tracts		0
Percentage of Upper Income Tracts		0.00%
Number of NA Income Tracts		0
Percentage of NA Income Tracts		0.00%

**Howell, MISSOURI**

Census Tract	Tract Income Class	Minority Tract
29091090101	MIDDLE	NO
29091090102	MODERATE	NO
29091090200	MIDDLE	NO
29091090300	MODERATE	NO
29091090400	MODERATE	NO

**Howell, MISSOURI**

Census Tract	Tract Income Class	Minority Tract
29091090500	MIDDLE	NO
29091090600	MIDDLE	NO
29091090700	MODERATE	NO
29091090801	MODERATE	NO
29091090802	MODERATE	NO
<b>Summary Data: Howell</b>		
Number of Census Tracts		10
Number of Minority Tracts		0
Percentage of Minority Tracts		0.00%
Number of Low Income Tracts		0
Percentage of Low Income Tracts		0.00%
Number of Moderate Income Tracts		6
Percentage of Moderate Income Tracts		60.00%
Number of Middle Income Tracts		4
Percentage of Middle Income Tracts		40.00%
Number of Upper Income Tracts		0
Percentage of Upper Income Tracts		0.00%
Number of NA Income Tracts		0
Percentage of NA Income Tracts		0.00%

**Iron, MISSOURI**

Census Tract	Tract Income Class	Minority Tract
--------------	--------------------	----------------

**Iron, MISSOURI**

Census Tract	Tract Income Class	Minority Tract
29093950100	MIDDLE	NO
29093950200	MIDDLE	NO
29093950300	MIDDLE	NO
29093950400	MIDDLE	NO

**Summary Data: Iron**

Number of Census Tracts	4
Number of Minority Tracts	0
Percentage of Minority Tracts	0.00%
Number of Low Income Tracts	0
Percentage of Low Income Tracts	0.00%
Number of Moderate Income Tracts	0
Percentage of Moderate Income Tracts	0.00%
Number of Middle Income Tracts	4
Percentage of Middle Income Tracts	100.00%
Number of Upper Income Tracts	0
Percentage of Upper Income Tracts	0.00%
Number of NA Income Tracts	0
Percentage of NA Income Tracts	0.00%

**Jackson, MISSOURI**

Census Tract	Tract Income Class	Minority Tract
29095000300	LOW	NO

**Jackson, MISSOURI**

Census Tract	Tract Income Class	Minority Tract
29095000600	MODERATE	YES
29095000700	LOW	YES
29095000800	MODERATE	YES
29095000900	MODERATE	YES
29095001000	LOW	YES
29095001100	NA	NO
29095001800	LOW	YES
29095001900	LOW	YES
29095002000	MODERATE	YES
29095002100	LOW	YES
29095002200	LOW	YES
29095002300	LOW	YES
29095003400	MODERATE	YES
29095003700	LOW	YES
29095003800	MODERATE	YES
29095004300	MIDDLE	NO
29095004400	UPPER	NO
29095004600	UPPER	NO
29095005100	UPPER	NO
29095005200	MODERATE	YES
29095005300	MIDDLE	YES
29095005400	LOW	YES
29095005500	LOW	YES
29095005601	LOW	YES
29095005602	LOW	YES
29095005700	NA	YES
29095005801	MODERATE	YES

**Jackson, MISSOURI**

Census Tract	Tract Income Class	Minority Tract
29095006000	LOW	YES
29095006100	MODERATE	YES
29095006300	LOW	YES
29095006500	MIDDLE	NO
29095006600	UPPER	NO
29095006700	MIDDLE	NO
29095006900	UPPER	NO
29095007100	MIDDLE	NO
29095007200	UPPER	NO
29095007301	MODERATE	NO
29095007302	NA	NO
29095007400	UPPER	NO
29095007500	MODERATE	NO
29095007600	MODERATE	YES
29095007700	LOW	YES
29095007802	MODERATE	YES
29095007900	LOW	YES
29095008000	MODERATE	YES
29095008100	MODERATE	YES
29095008200	MIDDLE	NO
29095008300	UPPER	NO
29095008400	UPPER	NO
29095008500	UPPER	NO
29095008600	UPPER	NO
29095008700	MODERATE	YES
29095008800	MODERATE	YES
29095008900	MODERATE	YES



Jackson, MISSOURI		
Census Tract	Tract Income Class	Minority Tract
29095009000	MODERATE	YES
29095009100	MIDDLE	NO
29095009200	MIDDLE	NO
29095009300	MIDDLE	NO
29095009400	MIDDLE	NO
29095009500	LOW	YES
29095009600	LOW	YES
29095009700	LOW	YES
29095009800	MIDDLE	NO
29095009900	MIDDLE	NO
29095010001	MIDDLE	NO
29095010002	MIDDLE	YES
29095010103	MIDDLE	YES
29095010105	MIDDLE	NO
29095010201	LOW	YES
29095010203	MIDDLE	NO
29095010204	MODERATE	NO
29095010500	MODERATE	YES
29095010600	MIDDLE	NO
29095010702	LOW	YES
29095011001	MODERATE	NO
29095011002	LOW	NO
29095011100	MODERATE	NO
29095011200	MODERATE	NO
29095011300	MIDDLE	NO
29095011405	LOW	YES
29095011406	MODERATE	NO

Jackson, MISSOURI		
Census Tract	Tract Income Class	Minority Tract
29095011407	MIDDLE	NO
29095011408	MODERATE	NO
29095011409	MIDDLE	NO
29095011410	MODERATE	NO
29095011501	LOW	NO
29095011502	MODERATE	NO
29095011601	LOW	NO
29095011602	MODERATE	NO
29095011701	LOW	NO
29095011702	LOW	NO
29095011800	MODERATE	NO
29095011900	MODERATE	NO
29095012000	MODERATE	NO
29095012100	MODERATE	NO
29095012200	MODERATE	NO
29095012300	MODERATE	NO
29095012400	MODERATE	NO
29095012501	MODERATE	YES
29095012502	MODERATE	NO
29095012600	MIDDLE	NO
29095012702	MIDDLE	NO
29095012703	MIDDLE	NO
29095012802	MIDDLE	NO
29095012803	MODERATE	NO
29095012804	MODERATE	YES
29095012903	MODERATE	YES
29095012904	MODERATE	YES

Jackson, MISSOURI		
Census Tract	Tract Income Class	Minority Tract
29095012906	MODERATE	YES
29095013003	MODERATE	YES
29095013100	MODERATE	YES
29095013203	LOW	YES
29095013208	MODERATE	YES
29095013210	LOW	YES
29095013301	MODERATE	NO
29095013307	NA	YES
29095013309	MODERATE	YES
29095013313	MIDDLE	YES
29095013401	MODERATE	YES
29095013405	MODERATE	NO
29095013407	MIDDLE	NO
29095013410	MODERATE	NO
29095013416	MIDDLE	YES
29095013417	MODERATE	NO
29095013418	MIDDLE	NO
29095013502	MIDDLE	NO
29095013504	UPPER	NO
29095013606	UPPER	NO
29095013612	UPPER	NO
29095013613	MIDDLE	NO
29095013614	UPPER	NO
29095013615	MIDDLE	NO
29095013705	MIDDLE	NO
29095013706	MODERATE	NO
29095013707	MIDDLE	NO



Jackson, MISSOURI		
Census Tract	Tract Income Class	Minority Tract
29095013708	MIDDLE	NO
29095013801	MIDDLE	NO
29095013803	MIDDLE	NO
29095013804	UPPER	NO
29095013902	MIDDLE	NO
29095013904	UPPER	NO
29095013916	UPPER	NO
29095013917	UPPER	NO
29095013918	UPPER	NO
29095014002	MIDDLE	NO
29095014004	MIDDLE	NO
29095014005	MIDDLE	NO
29095014006	MIDDLE	NO
29095014008	MODERATE	NO
29095014009	MIDDLE	NO
29095014111	MIDDLE	NO
29095014112	UPPER	NO
29095014120	MIDDLE	NO
29095014121	MODERATE	NO
29095014122	UPPER	NO
29095014123	MODERATE	NO
29095014124	MIDDLE	NO
29095014125	UPPER	NO
29095014126	MIDDLE	NO
29095014127	MIDDLE	NO
29095014128	MODERATE	NO
29095014203	UPPER	NO

Jackson, MISSOURI		
Census Tract	Tract Income Class	Minority Tract
29095014205	MIDDLE	NO
29095014206	UPPER	NO
29095014300	MIDDLE	NO
29095014400	MIDDLE	NO
29095014501	MIDDLE	NO
29095014503	MODERATE	NO
29095014504	MIDDLE	NO
29095014601	MODERATE	NO
29095014603	MIDDLE	NO
29095014604	MODERATE	NO
29095014701	MIDDLE	NO
29095014702	MIDDLE	NO
29095014804	UPPER	NO
29095014806	MIDDLE	NO
29095014902	MODERATE	NO
29095014903	MIDDLE	NO
29095014904	MIDDLE	NO
29095014905	MIDDLE	NO
29095015000	MIDDLE	NO
29095015100	MODERATE	NO
29095015200	UPPER	NO
29095015300	MODERATE	YES
29095015401	LOW	YES
29095015402	NA	YES
29095015500	LOW	YES
29095015600	MODERATE	YES
29095015701	UPPER	NO

Jackson, MISSOURI		
Census Tract	Tract Income Class	Minority Tract
29095015702	UPPER	NO
29095015800	UPPER	NO
29095015900	NA	YES
29095016000	LOW	YES
29095016100	MIDDLE	YES
29095016200	MODERATE	YES
29095016300	LOW	YES
29095016400	LOW	YES
29095016500	LOW	YES
29095016600	MODERATE	YES
29095016700	MODERATE	NO
29095016801	MIDDLE	NO
29095016802	MIDDLE	NO
29095016900	MODERATE	YES
29095017000	LOW	YES
29095017100	MODERATE	YES
29095017200	MODERATE	YES
29095017300	UPPER	NO
29095017400	LOW	YES
29095017500	MIDDLE	YES
29095017600	MIDDLE	YES
29095017700	MIDDLE	NO
29095017800	MODERATE	NO
29095017900	MIDDLE	NO
29095018000	MODERATE	NO
29095018101	UPPER	NO
29095018102	UPPER	NO



Jackson, MISSOURI		
Census Tract	Tract Income Class	Minority Tract
29095018200	UPPER	NO
29095018500	UPPER	NO
29095018600	MIDDLE	NO
29095019301	MIDDLE	NO
29095019302	UPPER	NO
29095980101	NA	YES
29095980802	NA	YES
29095988300	UPPER	NO
29095989100	NA	NO
29095989200	NA	YES

Jackson, MISSOURI		
Census Tract	Tract Income Class	Minority Tract
<b>Summary Data: Jackson</b>		
<b>Number of Census Tracts</b>		227
<b>Number of Minority Tracts</b>		82
<b>Percentage of Minority Tracts</b>		36.12%
<b>Number of Low Income Tracts</b>		38
<b>Percentage of Low Income Tracts</b>		16.74%
<b>Number of Moderate Income Tracts</b>		72
<b>Percentage of Moderate Income Tracts</b>		31.72%
<b>Number of Middle Income Tracts</b>		70
<b>Percentage of Middle Income Tracts</b>		30.84%
<b>Number of Upper Income Tracts</b>		37
<b>Percentage of Upper Income Tracts</b>		16.30%
<b>Number of NA Income Tracts</b>		10
<b>Percentage of NA Income Tracts</b>		4.41%

Jasper, MISSOURI		
Census Tract	Tract Income Class	Minority Tract
29097010100	MODERATE	NO
29097010200	UPPER	NO
29097010301	MIDDLE	NO
29097010302	MIDDLE	NO
29097010400	MIDDLE	NO

Jasper, MISSOURI		
Census Tract	Tract Income Class	Minority Tract
29097010500	MIDDLE	NO
29097010601	MODERATE	NO
29097010602	MIDDLE	NO
29097010700	MIDDLE	NO
29097010800	MODERATE	NO
29097010901	MIDDLE	NO
29097010902	MIDDLE	NO
29097011000	MODERATE	NO
29097011100	MIDDLE	NO
29097011201	UPPER	NO
29097011202	MIDDLE	NO
29097011301	UPPER	NO
29097011302	MIDDLE	NO
29097011400	MIDDLE	NO
29097011501	MIDDLE	NO
29097011502	MIDDLE	NO
29097011600	MODERATE	YES
29097011700	MODERATE	NO
29097011800	MODERATE	NO
29097011900	MIDDLE	NO
29097012000	UPPER	NO
29097012100	MIDDLE	NO
29097012201	MIDDLE	NO
29097012202	MIDDLE	NO





**Jasper, MISSOURI**

Census Tract	Tract Income Class	Minority Tract
<b>Summary Data: Jasper</b>		
Number of Census Tracts		29
Number of Minority Tracts		1
Percentage of Minority Tracts		3.45%
Number of Low Income Tracts		0
Percentage of Low Income Tracts		0.00%
Number of Moderate Income Tracts		7
Percentage of Moderate Income Tracts		24.14%
Number of Middle Income Tracts		18
Percentage of Middle Income Tracts		62.07%
Number of Upper Income Tracts		4
Percentage of Upper Income Tracts		13.79%
Number of NA Income Tracts		0
Percentage of NA Income Tracts		0.00%

**Jefferson, MISSOURI**

Census Tract	Tract Income Class	Minority Tract
29099700107	MIDDLE	NO
29099700111	MIDDLE	NO
29099700113	MIDDLE	NO
29099700114	MIDDLE	NO
29099700115	MIDDLE	NO

**Jefferson, MISSOURI**

Census Tract	Tract Income Class	Minority Tract
29099700116	MIDDLE	NO
29099700117	MIDDLE	NO
29099700118	MIDDLE	NO
29099700119	MIDDLE	NO
29099700120	MIDDLE	NO
29099700121	MIDDLE	NO
29099700122	MIDDLE	NO
29099700123	UPPER	NO
29099700124	MIDDLE	NO
29099700206	MODERATE	NO
29099700207	MODERATE	NO
29099700208	MODERATE	NO
29099700209	MIDDLE	NO
29099700210	MODERATE	NO
29099700211	MIDDLE	NO
29099700212	MIDDLE	NO
29099700213	UPPER	NO
29099700302	MIDDLE	NO
29099700303	MIDDLE	NO
29099700305	UPPER	NO
29099700306	MIDDLE	NO
29099700401	MIDDLE	NO
29099700402	UPPER	NO
29099700502	MIDDLE	NO
29099700503	MIDDLE	NO
29099700504	MIDDLE	NO
29099700603	MIDDLE	NO

**Jefferson, MISSOURI**

Census Tract	Tract Income Class	Minority Tract
29099700604	MIDDLE	NO
29099700605	MIDDLE	NO
29099700606	MODERATE	NO
29099700607	MIDDLE	NO
29099700700	MIDDLE	NO
29099700801	MIDDLE	NO
29099700802	MIDDLE	NO
29099700900	MODERATE	NO
29099701001	MODERATE	NO
29099701002	MIDDLE	NO
29099701101	MIDDLE	NO
29099701102	MODERATE	NO
29099701200	MODERATE	NO
29099701300	MODERATE	NO
29099701401	MIDDLE	NO
29099701403	MIDDLE	NO
29099701404	MIDDLE	NO



**Jefferson, MISSOURI**

Census Tract	Tract Income Class	Minority Tract
<b>Summary Data: Jefferson</b>		
Number of Census Tracts		49
Number of Minority Tracts		0
Percentage of Minority Tracts		0.00%
Number of Low Income Tracts		0
Percentage of Low Income Tracts		0.00%
Number of Moderate Income Tracts		10
Percentage of Moderate Income Tracts		20.41%
Number of Middle Income Tracts		35
Percentage of Middle Income Tracts		71.43%
Number of Upper Income Tracts		4
Percentage of Upper Income Tracts		8.16%
Number of NA Income Tracts		0
Percentage of NA Income Tracts		0.00%

**Johnson, MISSOURI**

Census Tract	Tract Income Class	Minority Tract
29101960101	UPPER	NO
29101960102	UPPER	NO
29101960200	MIDDLE	NO
29101960301	UPPER	NO
29101960302	MIDDLE	NO

**Johnson, MISSOURI**

Census Tract	Tract Income Class	Minority Tract
29101960401	MODERATE	NO
29101960402	UPPER	NO
29101960501	UPPER	NO
29101960502	UPPER	NO
29101960600	MIDDLE	NO
29101960701	MIDDLE	NO
29101960702	UPPER	NO
29101960900	MIDDLE	NO
29101980000	MIDDLE	NO

**Summary Data: Johnson**

Number of Census Tracts	14
Number of Minority Tracts	0
Percentage of Minority Tracts	0.00%
Number of Low Income Tracts	0
Percentage of Low Income Tracts	0.00%
Number of Moderate Income Tracts	1
Percentage of Moderate Income Tracts	7.14%
Number of Middle Income Tracts	6
Percentage of Middle Income Tracts	42.86%
Number of Upper Income Tracts	7
Percentage of Upper Income Tracts	50.00%
Number of NA Income Tracts	0
Percentage of NA Income Tracts	0.00%

**Knox, MISSOURI**

Census Tract	Tract Income Class	Minority Tract
29103960100	MIDDLE	NO
29103960200	MIDDLE	NO

**Summary Data: Knox**

Number of Census Tracts	2
Number of Minority Tracts	0
Percentage of Minority Tracts	0.00%
Number of Low Income Tracts	0
Percentage of Low Income Tracts	0.00%
Number of Moderate Income Tracts	0
Percentage of Moderate Income Tracts	0.00%
Number of Middle Income Tracts	2
Percentage of Middle Income Tracts	100.00%
Number of Upper Income Tracts	0
Percentage of Upper Income Tracts	0.00%
Number of NA Income Tracts	0
Percentage of NA Income Tracts	0.00%

**Laclede, MISSOURI**

Census Tract	Tract Income Class	Minority Tract
29105960101	MIDDLE	NO
29105960102	MIDDLE	NO
29105960201	MODERATE	NO



**Laclede, MISSOURI**

Census Tract	Tract Income Class	Minority Tract
29105960202	MIDDLE	NO
29105960301	MIDDLE	NO
29105960302	MIDDLE	NO
29105960400	MIDDLE	NO
29105960500	MIDDLE	NO
29105960600	MIDDLE	NO

**Summary Data: Laclede**

Number of Census Tracts	9
Number of Minority Tracts	0
Percentage of Minority Tracts	0.00%
Number of Low Income Tracts	0
Percentage of Low Income Tracts	0.00%
Number of Moderate Income Tracts	1
Percentage of Moderate Income Tracts	11.11%
Number of Middle Income Tracts	8
Percentage of Middle Income Tracts	88.89%
Number of Upper Income Tracts	0
Percentage of Upper Income Tracts	0.00%
Number of NA Income Tracts	0
Percentage of NA Income Tracts	0.00%

**Lafayette, MISSOURI**


Census Tract	Tract Income Class	Minority Tract
29107090100	MODERATE	NO
29107090200	MIDDLE	NO
29107090300	MODERATE	NO
29107090401	MIDDLE	NO
29107090402	MODERATE	NO
29107090500	MIDDLE	NO
29107090601	MIDDLE	NO
29107090602	MIDDLE	NO

**Summary Data: Lafayette**

Number of Census Tracts	8
Number of Minority Tracts	0
Percentage of Minority Tracts	0.00%
Number of Low Income Tracts	0
Percentage of Low Income Tracts	0.00%
Number of Moderate Income Tracts	3
Percentage of Moderate Income Tracts	37.50%
Number of Middle Income Tracts	5
Percentage of Middle Income Tracts	62.50%
Number of Upper Income Tracts	0
Percentage of Upper Income Tracts	0.00%
Number of NA Income Tracts	0
Percentage of NA Income Tracts	0.00%

**Lawrence, MISSOURI**

Census Tract	Tract Income Class	Minority Tract
29109470100	MIDDLE	NO
29109470201	UPPER	NO
29109470202	MIDDLE	NO
29109470300	MIDDLE	NO
29109470401	MODERATE	NO
29109470402	MIDDLE	NO
29109470501	MIDDLE	NO
29109470502	MIDDLE	NO
29109470601	MODERATE	NO
29109470602	MODERATE	NO



**Lawrence, MISSOURI**

Census Tract	Tract Income Class	Minority Tract
<b>Summary Data: Lawrence</b>		
Number of Census Tracts		10
Number of Minority Tracts		0
Percentage of Minority Tracts		0.00%
Number of Low Income Tracts		0
Percentage of Low Income Tracts		0.00%
Number of Moderate Income Tracts		3
Percentage of Moderate Income Tracts		30.00%
Number of Middle Income Tracts		6
Percentage of Middle Income Tracts		60.00%
Number of Upper Income Tracts		1
Percentage of Upper Income Tracts		10.00%
Number of NA Income Tracts		0
Percentage of NA Income Tracts		0.00%

**Lewis, MISSOURI**

Census Tract	Tract Income Class	Minority Tract
29111970100	MIDDLE	NO
29111970200	MIDDLE	NO
29111970300	MIDDLE	NO
29111970400	MIDDLE	NO

**Lewis, MISSOURI**

Census Tract	Tract Income Class	Minority Tract
<b>Summary Data: Lewis</b>		
Number of Census Tracts		4
Number of Minority Tracts		0
Percentage of Minority Tracts		0.00%
Number of Low Income Tracts		0
Percentage of Low Income Tracts		0.00%
Number of Moderate Income Tracts		0
Percentage of Moderate Income Tracts		0.00%
Number of Middle Income Tracts		4
Percentage of Middle Income Tracts		100.00%
Number of Upper Income Tracts		0
Percentage of Upper Income Tracts		0.00%
Number of NA Income Tracts		0
Percentage of NA Income Tracts		0.00%

**Lincoln, MISSOURI**

Census Tract	Tract Income Class	Minority Tract
29113810100	MODERATE	NO
29113810203	MIDDLE	NO
29113810204	MIDDLE	NO
29113810205	MIDDLE	NO
29113810206	MIDDLE	NO

**Lincoln, MISSOURI**

Census Tract	Tract Income Class	Minority Tract
29113810305	MIDDLE	NO
29113810306	MIDDLE	NO
29113810307	MIDDLE	NO
29113810308	MIDDLE	NO
29113810309	MIDDLE	NO
29113810310	MIDDLE	NO
29113810401	MIDDLE	NO
29113810402	MIDDLE	NO
<b>Summary Data: Lincoln</b>		
Number of Census Tracts		13
Number of Minority Tracts		0
Percentage of Minority Tracts		0.00%
Number of Low Income Tracts		0
Percentage of Low Income Tracts		0.00%
Number of Moderate Income Tracts		1
Percentage of Moderate Income Tracts		7.69%
Number of Middle Income Tracts		12
Percentage of Middle Income Tracts		92.31%
Number of Upper Income Tracts		0
Percentage of Upper Income Tracts		0.00%
Number of NA Income Tracts		0
Percentage of NA Income Tracts		0.00%



**Linn, MISSOURI**

Census Tract	Tract Income Class	Minority Tract
29115490100	UPPER	NO
29115490200	MIDDLE	NO
29115490300	MIDDLE	NO
29115490400	MIDDLE	NO
29115490500	MIDDLE	NO

**Summary Data: Linn**

Number of Census Tracts	5
Number of Minority Tracts	0
Percentage of Minority Tracts	0.00%
Number of Low Income Tracts	0
Percentage of Low Income Tracts	0.00%
Number of Moderate Income Tracts	0
Percentage of Moderate Income Tracts	0.00%
Number of Middle Income Tracts	4
Percentage of Middle Income Tracts	80.00%
Number of Upper Income Tracts	1
Percentage of Upper Income Tracts	20.00%
Number of NA Income Tracts	0
Percentage of NA Income Tracts	0.00%

**Livingston, MISSOURI**

Census Tract	Tract Income Class	Minority Tract
--------------	--------------------	----------------

**Livingston, MISSOURI**

Census Tract	Tract Income Class	Minority Tract
29117480100	UPPER	NO
29117480200	UPPER	NO
29117480300	MIDDLE	NO
29117480400	MIDDLE	NO
29117480500	MODERATE	NO

**Summary Data: Livingston**

Number of Census Tracts	5
Number of Minority Tracts	0
Percentage of Minority Tracts	0.00%
Number of Low Income Tracts	0
Percentage of Low Income Tracts	0.00%
Number of Moderate Income Tracts	1
Percentage of Moderate Income Tracts	20.00%
Number of Middle Income Tracts	2
Percentage of Middle Income Tracts	40.00%
Number of Upper Income Tracts	2
Percentage of Upper Income Tracts	40.00%
Number of NA Income Tracts	0
Percentage of NA Income Tracts	0.00%

**Macon, MISSOURI**

Census Tract	Tract Income Class	Minority Tract
--------------	--------------------	----------------

**Macon, MISSOURI**

Census Tract	Tract Income Class	Minority Tract
29121960100	MIDDLE	NO
29121960200	MIDDLE	NO
29121960300	MIDDLE	NO
29121960400	MIDDLE	NO
29121960500	MIDDLE	NO

**Summary Data: Macon**

Number of Census Tracts	5
Number of Minority Tracts	0
Percentage of Minority Tracts	0.00%
Number of Low Income Tracts	0
Percentage of Low Income Tracts	0.00%
Number of Moderate Income Tracts	0
Percentage of Moderate Income Tracts	0.00%
Number of Middle Income Tracts	5
Percentage of Middle Income Tracts	100.00%
Number of Upper Income Tracts	0
Percentage of Upper Income Tracts	0.00%
Number of NA Income Tracts	0
Percentage of NA Income Tracts	0.00%

**Madison, MISSOURI**

Census Tract	Tract Income Class	Minority Tract
--------------	--------------------	----------------



**Madison, MISSOURI**

Census Tract	Tract Income Class	Minority Tract
29123960100	MIDDLE	NO
29123960201	UPPER	NO
29123960202	MIDDLE	NO
29123960300	UPPER	NO

**Summary Data: Madison**

Number of Census Tracts	4
Number of Minority Tracts	0
Percentage of Minority Tracts	0.00%
Number of Low Income Tracts	0
Percentage of Low Income Tracts	0.00%
Number of Moderate Income Tracts	0
Percentage of Moderate Income Tracts	0.00%
Number of Middle Income Tracts	2
Percentage of Middle Income Tracts	50.00%
Number of Upper Income Tracts	2
Percentage of Upper Income Tracts	50.00%
Number of NA Income Tracts	0
Percentage of NA Income Tracts	0.00%

**Maries, MISSOURI**

Census Tract	Tract Income Class	Minority Tract
29125880100	MODERATE	NO

**Maries, MISSOURI**

Census Tract	Tract Income Class	Minority Tract
29125880298	UPPER	NO
29125880300	UPPER	NO

**Summary Data: Maries**

Number of Census Tracts	3
Number of Minority Tracts	0
Percentage of Minority Tracts	0.00%
Number of Low Income Tracts	0
Percentage of Low Income Tracts	0.00%
Number of Moderate Income Tracts	1
Percentage of Moderate Income Tracts	33.33%
Number of Middle Income Tracts	0
Percentage of Middle Income Tracts	0.00%
Number of Upper Income Tracts	2
Percentage of Upper Income Tracts	66.67%
Number of NA Income Tracts	0
Percentage of NA Income Tracts	0.00%

**Marion, MISSOURI**

Census Tract	Tract Income Class	Minority Tract
29127960100	UPPER	NO
29127960200	UPPER	NO
29127960300	MIDDLE	NO

**Marion, MISSOURI**

Census Tract	Tract Income Class	Minority Tract
29127960400	UPPER	NO
29127960500	MODERATE	NO
29127960600	UPPER	NO
29127960800	MODERATE	NO
29127960900	MIDDLE	NO

**Summary Data: Marion**

Number of Census Tracts	8
Number of Minority Tracts	0
Percentage of Minority Tracts	0.00%
Number of Low Income Tracts	0
Percentage of Low Income Tracts	0.00%
Number of Moderate Income Tracts	2
Percentage of Moderate Income Tracts	25.00%
Number of Middle Income Tracts	2
Percentage of Middle Income Tracts	25.00%
Number of Upper Income Tracts	4
Percentage of Upper Income Tracts	50.00%
Number of NA Income Tracts	0
Percentage of NA Income Tracts	0.00%

**McDonald, MISSOURI**

Census Tract	Tract Income Class	Minority Tract
--------------	--------------------	----------------



**McDonald, MISSOURI**

Census Tract	Tract Income Class	Minority Tract
29119070101	MODERATE	NO
29119070102	UPPER	NO
29119070200	MODERATE	NO
29119070300	MODERATE	YES
29119070401	MIDDLE	NO
29119070402	MIDDLE	NO

**Summary Data: McDonald**

Number of Census Tracts	6
Number of Minority Tracts	1
Percentage of Minority Tracts	16.67%
Number of Low Income Tracts	0
Percentage of Low Income Tracts	0.00%
Number of Moderate Income Tracts	3
Percentage of Moderate Income Tracts	50.00%
Number of Middle Income Tracts	2
Percentage of Middle Income Tracts	33.33%
Number of Upper Income Tracts	1
Percentage of Upper Income Tracts	16.67%
Number of NA Income Tracts	0
Percentage of NA Income Tracts	0.00%

**Mercer, MISSOURI**

Census Tract	Tract Income Class	Minority Tract
29129470100	UPPER	NO
29129470200	UPPER	NO

**Summary Data: Mercer**

Number of Census Tracts	2
Number of Minority Tracts	0
Percentage of Minority Tracts	0.00%
Number of Low Income Tracts	0
Percentage of Low Income Tracts	0.00%
Number of Moderate Income Tracts	0
Percentage of Moderate Income Tracts	0.00%
Number of Middle Income Tracts	0
Percentage of Middle Income Tracts	0.00%
Number of Upper Income Tracts	2
Percentage of Upper Income Tracts	100.00%
Number of NA Income Tracts	0
Percentage of NA Income Tracts	0.00%

**Miller, MISSOURI**

Census Tract	Tract Income Class	Minority Tract
29131962501	MIDDLE	NO
29131962502	UPPER	NO
29131962600	MIDDLE	NO

**Miller, MISSOURI**

Census Tract	Tract Income Class	Minority Tract
29131962701	UPPER	NO
29131962702	MIDDLE	NO
29131962801	MIDDLE	NO
29131962802	UPPER	NO
29131962901	MIDDLE	NO
29131962902	MIDDLE	NO

**Summary Data: Miller**

Number of Census Tracts	9
Number of Minority Tracts	0
Percentage of Minority Tracts	0.00%
Number of Low Income Tracts	0
Percentage of Low Income Tracts	0.00%
Number of Moderate Income Tracts	0
Percentage of Moderate Income Tracts	0.00%
Number of Middle Income Tracts	6
Percentage of Middle Income Tracts	66.67%
Number of Upper Income Tracts	3
Percentage of Upper Income Tracts	33.33%
Number of NA Income Tracts	0
Percentage of NA Income Tracts	0.00%

**Mississippi, MISSOURI**

Census Tract	Tract Income Class	Minority Tract
29133950100	MIDDLE	NO
29133950200	MODERATE	YES
29133950300	MIDDLE	NO
29133950400	MODERATE	NO

**Summary Data: Mississippi**

Number of Census Tracts	4
Number of Minority Tracts	1
Percentage of Minority Tracts	25.00%
Number of Low Income Tracts	0
Percentage of Low Income Tracts	0.00%
Number of Moderate Income Tracts	2
Percentage of Moderate Income Tracts	50.00%
Number of Middle Income Tracts	2
Percentage of Middle Income Tracts	50.00%
Number of Upper Income Tracts	0
Percentage of Upper Income Tracts	0.00%
Number of NA Income Tracts	0
Percentage of NA Income Tracts	0.00%

**Moniteau, MISSOURI**

Census Tract	Tract Income Class	Minority Tract
29135385100	MIDDLE	NO

**Moniteau, MISSOURI**

Census Tract	Tract Income Class	Minority Tract
29135385200	MIDDLE	NO
29135385300	MIDDLE	NO
29135385400	MODERATE	NO

**Summary Data: Moniteau**

Number of Census Tracts	4
Number of Minority Tracts	0
Percentage of Minority Tracts	0.00%
Number of Low Income Tracts	0
Percentage of Low Income Tracts	0.00%
Number of Moderate Income Tracts	1
Percentage of Moderate Income Tracts	25.00%
Number of Middle Income Tracts	3
Percentage of Middle Income Tracts	75.00%
Number of Upper Income Tracts	0
Percentage of Upper Income Tracts	0.00%
Number of NA Income Tracts	0
Percentage of NA Income Tracts	0.00%

**Monroe, MISSOURI**

Census Tract	Tract Income Class	Minority Tract
29137960100	MIDDLE	NO
29137960200	UPPER	NO

**Monroe, MISSOURI**

Census Tract	Tract Income Class	Minority Tract
29137960300	MIDDLE	NO

**Summary Data: Monroe**

Number of Census Tracts	3
Number of Minority Tracts	0
Percentage of Minority Tracts	0.00%
Number of Low Income Tracts	0
Percentage of Low Income Tracts	0.00%
Number of Moderate Income Tracts	0
Percentage of Moderate Income Tracts	0.00%
Number of Middle Income Tracts	2
Percentage of Middle Income Tracts	66.67%
Number of Upper Income Tracts	1
Percentage of Upper Income Tracts	33.33%
Number of NA Income Tracts	0
Percentage of NA Income Tracts	0.00%

**Montgomery, MISSOURI**

Census Tract	Tract Income Class	Minority Tract
29139970100	MIDDLE	NO
29139970200	UPPER	NO
29139970300	MIDDLE	NO
29139970400	UPPER	NO





**Montgomery, MISSOURI**

Census Tract	Tract Income Class	Minority Tract
<b>Summary Data: Montgomery</b>		
Number of Census Tracts		4
Number of Minority Tracts		0
Percentage of Minority Tracts		0.00%
Number of Low Income Tracts		0
Percentage of Low Income Tracts		0.00%
Number of Moderate Income Tracts		0
Percentage of Moderate Income Tracts		0.00%
Number of Middle Income Tracts		2
Percentage of Middle Income Tracts		50.00%
Number of Upper Income Tracts		2
Percentage of Upper Income Tracts		50.00%
Number of NA Income Tracts		0
Percentage of NA Income Tracts		0.00%

**Morgan, MISSOURI**

Census Tract	Tract Income Class	Minority Tract
29141470100	MIDDLE	NO
29141470200	UPPER	NO
29141470300	MIDDLE	NO
29141470401	MIDDLE	NO
29141470402	MODERATE	NO

**Morgan, MISSOURI**

Census Tract	Tract Income Class	Minority Tract
29141470501	UPPER	NO
29141470502	MODERATE	NO
29141470503	MODERATE	NO
<b>Summary Data: Morgan</b>		
Number of Census Tracts		8
Number of Minority Tracts		0
Percentage of Minority Tracts		0.00%
Number of Low Income Tracts		0
Percentage of Low Income Tracts		0.00%
Number of Moderate Income Tracts		3
Percentage of Moderate Income Tracts		37.50%
Number of Middle Income Tracts		3
Percentage of Middle Income Tracts		37.50%
Number of Upper Income Tracts		2
Percentage of Upper Income Tracts		25.00%
Number of NA Income Tracts		0
Percentage of NA Income Tracts		0.00%

**New Madrid, MISSOURI**

Census Tract	Tract Income Class	Minority Tract
29143960100	MIDDLE	NO
29143960200	MIDDLE	NO

**New Madrid, MISSOURI**

Census Tract	Tract Income Class	Minority Tract
29143960300	MIDDLE	NO
29143960400	MIDDLE	NO
29143960500	MODERATE	NO
29143960600	MODERATE	NO
<b>Summary Data: New Madrid</b>		
Number of Census Tracts		6
Number of Minority Tracts		0
Percentage of Minority Tracts		0.00%
Number of Low Income Tracts		0
Percentage of Low Income Tracts		0.00%
Number of Moderate Income Tracts		2
Percentage of Moderate Income Tracts		33.33%
Number of Middle Income Tracts		4
Percentage of Middle Income Tracts		66.67%
Number of Upper Income Tracts		0
Percentage of Upper Income Tracts		0.00%
Number of NA Income Tracts		0
Percentage of NA Income Tracts		0.00%

**Newton, MISSOURI**

Census Tract	Tract Income Class	Minority Tract
29145020100	MIDDLE	NO



**Newton, MISSOURI**

Census Tract	Tract Income Class	Minority Tract
29145020200	MIDDLE	NO
29145020300	MIDDLE	NO
29145020401	MIDDLE	NO
29145020402	MIDDLE	NO
29145020501	UPPER	NO
29145020502	MIDDLE	NO
29145020601	MIDDLE	NO
29145020602	UPPER	NO
29145020700	MIDDLE	NO
29145020800	MIDDLE	NO
29145020900	MIDDLE	NO
29145021000	MIDDLE	NO

**Newton, MISSOURI**

Census Tract	Tract Income Class	Minority Tract
<b>Summary Data: Newton</b>		
<b>Number of Census Tracts</b>		13
<b>Number of Minority Tracts</b>		0
<b>Percentage of Minority Tracts</b>		0.00%
<b>Number of Low Income Tracts</b>		0
<b>Percentage of Low Income Tracts</b>		0.00%
<b>Number of Moderate Income Tracts</b>		0
<b>Percentage of Moderate Income Tracts</b>		0.00%
<b>Number of Middle Income Tracts</b>		11
<b>Percentage of Middle Income Tracts</b>		84.62%
<b>Number of Upper Income Tracts</b>		2
<b>Percentage of Upper Income Tracts</b>		15.38%
<b>Number of NA Income Tracts</b>		0
<b>Percentage of NA Income Tracts</b>		0.00%

**Nodaway, MISSOURI**

Census Tract	Tract Income Class	Minority Tract
29147470100	MIDDLE	NO
29147470200	MIDDLE	NO
29147470301	UPPER	NO
29147470302	UPPER	NO
29147470400	MIDDLE	NO

**Nodaway, MISSOURI**

Census Tract	Tract Income Class	Minority Tract
29147470500	UPPER	NO
<b>Summary Data: Nodaway</b>		
<b>Number of Census Tracts</b>		6
<b>Number of Minority Tracts</b>		0
<b>Percentage of Minority Tracts</b>		0.00%
<b>Number of Low Income Tracts</b>		0
<b>Percentage of Low Income Tracts</b>		0.00%
<b>Number of Moderate Income Tracts</b>		0
<b>Percentage of Moderate Income Tracts</b>		0.00%
<b>Number of Middle Income Tracts</b>		3
<b>Percentage of Middle Income Tracts</b>		50.00%
<b>Number of Upper Income Tracts</b>		3
<b>Percentage of Upper Income Tracts</b>		50.00%
<b>Number of NA Income Tracts</b>		0
<b>Percentage of NA Income Tracts</b>		0.00%

**Oregon, MISSOURI**

Census Tract	Tract Income Class	Minority Tract
29149480100	MODERATE	NO
29149480200	MIDDLE	NO
29149480300	MODERATE	NO



**Oregon, MISSOURI**

Census Tract	Tract Income Class	Minority Tract
<b>Summary Data: Oregon</b>		
Number of Census Tracts		3
Number of Minority Tracts		0
Percentage of Minority Tracts		0.00%
Number of Low Income Tracts		0
Percentage of Low Income Tracts		0.00%
Number of Moderate Income Tracts		2
Percentage of Moderate Income Tracts		66.67%
Number of Middle Income Tracts		1
Percentage of Middle Income Tracts		33.33%
Number of Upper Income Tracts		0
Percentage of Upper Income Tracts		0.00%
Number of NA Income Tracts		0
Percentage of NA Income Tracts		0.00%

**Osage, MISSOURI**

Census Tract	Tract Income Class	Minority Tract
29151490100	MIDDLE	NO
29151490200	MIDDLE	NO
29151490300	MIDDLE	NO
29151490400	MIDDLE	NO

**Osage, MISSOURI**

Census Tract	Tract Income Class	Minority Tract
<b>Summary Data: Osage</b>		
Number of Census Tracts		4
Number of Minority Tracts		0
Percentage of Minority Tracts		0.00%
Number of Low Income Tracts		0
Percentage of Low Income Tracts		0.00%
Number of Moderate Income Tracts		0
Percentage of Moderate Income Tracts		0.00%
Number of Middle Income Tracts		4
Percentage of Middle Income Tracts		100.00%
Number of Upper Income Tracts		0
Percentage of Upper Income Tracts		0.00%
Number of NA Income Tracts		0
Percentage of NA Income Tracts		0.00%

**Ozark, MISSOURI**


Census Tract	Tract Income Class	Minority Tract
29153470101	MODERATE	NO
29153470102	MIDDLE	NO
29153470200	MODERATE	NO

**Ozark, MISSOURI**

Census Tract	Tract Income Class	Minority Tract
<b>Summary Data: Ozark</b>		
Number of Census Tracts		3
Number of Minority Tracts		0
Percentage of Minority Tracts		0.00%
Number of Low Income Tracts		0
Percentage of Low Income Tracts		0.00%
Number of Moderate Income Tracts		2
Percentage of Moderate Income Tracts		66.67%
Number of Middle Income Tracts		1
Percentage of Middle Income Tracts		33.33%
Number of Upper Income Tracts		0
Percentage of Upper Income Tracts		0.00%
Number of NA Income Tracts		0
Percentage of NA Income Tracts		0.00%

**Pemiscot, MISSOURI**

Census Tract	Tract Income Class	Minority Tract
29155470100	MIDDLE	NO
29155470200	LOW	YES
29155470300	MIDDLE	NO
29155470400	MODERATE	NO
29155470500	MIDDLE	NO



**Pemiscot, MISSOURI**

Census Tract	Tract Income Class	Minority Tract
29155470600	MODERATE	NO

**Summary Data: Pemiscot**

Number of Census Tracts	6
Number of Minority Tracts	1
Percentage of Minority Tracts	16.67%
Number of Low Income Tracts	1
Percentage of Low Income Tracts	16.67%
Number of Moderate Income Tracts	2
Percentage of Moderate Income Tracts	33.33%
Number of Middle Income Tracts	3
Percentage of Middle Income Tracts	50.00%
Number of Upper Income Tracts	0
Percentage of Upper Income Tracts	0.00%
Number of NA Income Tracts	0
Percentage of NA Income Tracts	0.00%

**Perry, MISSOURI**

Census Tract	Tract Income Class	Minority Tract
29157470100	UPPER	NO
29157470200	UPPER	NO
29157470300	UPPER	NO
29157470400	MIDDLE	NO

**Perry, MISSOURI**

Census Tract	Tract Income Class	Minority Tract
29157470500	UPPER	NO

**Summary Data: Perry**

Number of Census Tracts	5
Number of Minority Tracts	0
Percentage of Minority Tracts	0.00%
Number of Low Income Tracts	0
Percentage of Low Income Tracts	0.00%
Number of Moderate Income Tracts	0
Percentage of Moderate Income Tracts	0.00%
Number of Middle Income Tracts	1
Percentage of Middle Income Tracts	20.00%
Number of Upper Income Tracts	4
Percentage of Upper Income Tracts	80.00%
Number of NA Income Tracts	0
Percentage of NA Income Tracts	0.00%

**Pettis, MISSOURI**

Census Tract	Tract Income Class	Minority Tract
29159480100	MIDDLE	NO
29159480200	MIDDLE	NO
29159480300	MIDDLE	NO
29159480400	UPPER	NO

**Pettis, MISSOURI**

Census Tract	Tract Income Class	Minority Tract
29159480500	MODERATE	NO
29159480600	MODERATE	NO
29159480700	MIDDLE	NO
29159480800	MIDDLE	NO
29159480900	MIDDLE	NO
29159481000	MIDDLE	NO
29159481100	MIDDLE	NO

**Summary Data: Pettis**

Number of Census Tracts	11
Number of Minority Tracts	0
Percentage of Minority Tracts	0.00%
Number of Low Income Tracts	0
Percentage of Low Income Tracts	0.00%
Number of Moderate Income Tracts	2
Percentage of Moderate Income Tracts	18.18%
Number of Middle Income Tracts	8
Percentage of Middle Income Tracts	72.73%
Number of Upper Income Tracts	1
Percentage of Upper Income Tracts	9.09%
Number of NA Income Tracts	0
Percentage of NA Income Tracts	0.00%



**Phelps, MISSOURI**

Census Tract	Tract Income Class	Minority Tract
29161890100	MIDDLE	NO
29161890200	MIDDLE	NO
29161890301	UPPER	NO
29161890302	MODERATE	NO
29161890401	MODERATE	NO
29161890402	LOW	NO
29161890500	UPPER	NO
29161890600	MIDDLE	NO
29161890700	MIDDLE	NO
29161890800	MIDDLE	NO
29161890900	MIDDLE	NO
29161891000	UPPER	NO

**Phelps, MISSOURI**

Census Tract	Tract Income Class	Minority Tract
<b>Summary Data: Phelps</b>		
<b>Number of Census Tracts</b>		12
<b>Number of Minority Tracts</b>		0
<b>Percentage of Minority Tracts</b>		0.00%
<b>Number of Low Income Tracts</b>		1
<b>Percentage of Low Income Tracts</b>		8.33%
<b>Number of Moderate Income Tracts</b>		2
<b>Percentage of Moderate Income Tracts</b>		16.67%
<b>Number of Middle Income Tracts</b>		6
<b>Percentage of Middle Income Tracts</b>		50.00%
<b>Number of Upper Income Tracts</b>		3
<b>Percentage of Upper Income Tracts</b>		25.00%
<b>Number of NA Income Tracts</b>		0
<b>Percentage of NA Income Tracts</b>		0.00%

**Pike, MISSOURI**

Census Tract	Tract Income Class	Minority Tract
<b>Summary Data: Pike</b>		
<b>Number of Census Tracts</b>		5
<b>Number of Minority Tracts</b>		0
<b>Percentage of Minority Tracts</b>		0.00%
<b>Number of Low Income Tracts</b>		0
<b>Percentage of Low Income Tracts</b>		0.00%
<b>Number of Moderate Income Tracts</b>		0
<b>Percentage of Moderate Income Tracts</b>		0.00%
<b>Number of Middle Income Tracts</b>		4
<b>Percentage of Middle Income Tracts</b>		80.00%
<b>Number of Upper Income Tracts</b>		1
<b>Percentage of Upper Income Tracts</b>		20.00%
<b>Number of NA Income Tracts</b>		0
<b>Percentage of NA Income Tracts</b>		0.00%

**Pike, MISSOURI**

Census Tract	Tract Income Class	Minority Tract
29163460100	MIDDLE	NO
29163460200	UPPER	NO
29163460300	MIDDLE	NO
29163460400	MIDDLE	NO
29163460500	MIDDLE	NO

**Platte, MISSOURI**

Census Tract	Tract Income Class	Minority Tract
29165030002	LOW	NO
29165030003	MIDDLE	NO
29165030004	MIDDLE	NO
29165030101	UPPER	NO
29165030102	MIDDLE	NO



**Platte, MISSOURI**

Census Tract	Tract Income Class	Minority Tract
29165030103	UPPER	NO
29165030201	UPPER	NO
29165030207	MIDDLE	NO
29165030208	UPPER	NO
29165030210	UPPER	NO
29165030211	MIDDLE	NO
29165030212	MIDDLE	NO
29165030213	MODERATE	NO
29165030214	MIDDLE	NO
29165030215	MIDDLE	NO
29165030216	MIDDLE	NO
29165030306	UPPER	NO
29165030308	MIDDLE	NO
29165030309	UPPER	NO
29165030310	UPPER	NO
29165030401	UPPER	NO
29165030501	MIDDLE	NO
29165030502	MODERATE	NO
29165030601	MODERATE	NO
29165030602	MIDDLE	NO
29165030700	MIDDLE	NO
29165980000	NA	NO

**Platte, MISSOURI**

Census Tract	Tract Income Class	Minority Tract
<b>Summary Data: Platte</b>		
<b>Number of Census Tracts</b>		27
<b>Number of Minority Tracts</b>		0
<b>Percentage of Minority Tracts</b>		0.00%
<b>Number of Low Income Tracts</b>		1
<b>Percentage of Low Income Tracts</b>		3.70%
<b>Number of Moderate Income Tracts</b>		3
<b>Percentage of Moderate Income Tracts</b>		11.11%
<b>Number of Middle Income Tracts</b>		13
<b>Percentage of Middle Income Tracts</b>		48.15%
<b>Number of Upper Income Tracts</b>		9
<b>Percentage of Upper Income Tracts</b>		33.33%
<b>Number of NA Income Tracts</b>		1
<b>Percentage of NA Income Tracts</b>		3.70%

**Polk, MISSOURI**

Census Tract	Tract Income Class	Minority Tract
29167960101	MIDDLE	NO
29167960102	MODERATE	NO
29167960201	MIDDLE	NO
29167960202	MODERATE	NO
29167960301	MIDDLE	NO

**Polk, MISSOURI**

Census Tract	Tract Income Class	Minority Tract
29167960302	MIDDLE	NO
29167960401	MIDDLE	NO
29167960402	MIDDLE	NO
<b>Summary Data: Polk</b>		
<b>Number of Census Tracts</b>		8
<b>Number of Minority Tracts</b>		0
<b>Percentage of Minority Tracts</b>		0.00%
<b>Number of Low Income Tracts</b>		0
<b>Percentage of Low Income Tracts</b>		0.00%
<b>Number of Moderate Income Tracts</b>		2
<b>Percentage of Moderate Income Tracts</b>		25.00%
<b>Number of Middle Income Tracts</b>		6
<b>Percentage of Middle Income Tracts</b>		75.00%
<b>Number of Upper Income Tracts</b>		0
<b>Percentage of Upper Income Tracts</b>		0.00%
<b>Number of NA Income Tracts</b>		0
<b>Percentage of NA Income Tracts</b>		0.00%

**Pulaski, MISSOURI**

Census Tract	Tract Income Class	Minority Tract
29169470101	MIDDLE	NO
29169470102	MIDDLE	NO



**Pulaski, MISSOURI**

Census Tract	Tract Income Class	Minority Tract
29169470286	UPPER	NO
29169470288	MIDDLE	NO
29169470289	UPPER	NO
29169470389	MIDDLE	NO
29169470390	MIDDLE	YES
29169470401	MIDDLE	NO
29169470402	UPPER	NO
29169470501	UPPER	NO
29169470502	MIDDLE	NO
29169470601	UPPER	NO
29169470602	NA	NO

**Pulaski, MISSOURI**

Census Tract	Tract Income Class	Minority Tract
<b>Summary Data: Pulaski</b>		
<b>Number of Census Tracts</b>		13
<b>Number of Minority Tracts</b>		1
<b>Percentage of Minority Tracts</b>		7.69%
<b>Number of Low Income Tracts</b>		0
<b>Percentage of Low Income Tracts</b>		0.00%
<b>Number of Moderate Income Tracts</b>		0
<b>Percentage of Moderate Income Tracts</b>		0.00%
<b>Number of Middle Income Tracts</b>		7
<b>Percentage of Middle Income Tracts</b>		53.85%
<b>Number of Upper Income Tracts</b>		5
<b>Percentage of Upper Income Tracts</b>		38.46%
<b>Number of NA Income Tracts</b>		1
<b>Percentage of NA Income Tracts</b>		7.69%

**Putnam, MISSOURI**


Census Tract	Tract Income Class	Minority Tract
<b>Summary Data: Putnam</b>		
<b>Number of Census Tracts</b>		2
<b>Number of Minority Tracts</b>		0
<b>Percentage of Minority Tracts</b>		0.00%
<b>Number of Low Income Tracts</b>		0
<b>Percentage of Low Income Tracts</b>		0.00%
<b>Number of Moderate Income Tracts</b>		0
<b>Percentage of Moderate Income Tracts</b>		0.00%
<b>Number of Middle Income Tracts</b>		1
<b>Percentage of Middle Income Tracts</b>		50.00%
<b>Number of Upper Income Tracts</b>		1
<b>Percentage of Upper Income Tracts</b>		50.00%
<b>Number of NA Income Tracts</b>		0
<b>Percentage of NA Income Tracts</b>		0.00%

**Putnam, MISSOURI**

Census Tract	Tract Income Class	Minority Tract
29171960100	UPPER	NO
29171960200	MIDDLE	NO

**Ralls, MISSOURI**

Census Tract	Tract Income Class	Minority Tract
29173470100	MIDDLE	NO
29173470200	UPPER	NO
29173470300	MIDDLE	NO



**Ralls, MISSOURI**

Census Tract	Tract Income Class	Minority Tract
<b>Summary Data: Ralls</b>		
Number of Census Tracts		3
Number of Minority Tracts		0
Percentage of Minority Tracts		0.00%
Number of Low Income Tracts		0
Percentage of Low Income Tracts		0.00%
Number of Moderate Income Tracts		0
Percentage of Moderate Income Tracts		0.00%
Number of Middle Income Tracts		2
Percentage of Middle Income Tracts		66.67%
Number of Upper Income Tracts		1
Percentage of Upper Income Tracts		33.33%
Number of NA Income Tracts		0
Percentage of NA Income Tracts		0.00%

**Randolph, MISSOURI**

Census Tract	Tract Income Class	Minority Tract
29175490100	UPPER	NO
29175490200	MIDDLE	NO
29175490300	MODERATE	NO
29175490400	MIDDLE	NO
29175490500	MIDDLE	NO

**Randolph, MISSOURI**

Census Tract	Tract Income Class	Minority Tract
29175490600	MIDDLE	NO
<b>Summary Data: Randolph</b>		
Number of Census Tracts		6
Number of Minority Tracts		0
Percentage of Minority Tracts		0.00%
Number of Low Income Tracts		0
Percentage of Low Income Tracts		0.00%
Number of Moderate Income Tracts		1
Percentage of Moderate Income Tracts		16.67%
Number of Middle Income Tracts		4
Percentage of Middle Income Tracts		66.67%
Number of Upper Income Tracts		1
Percentage of Upper Income Tracts		16.67%
Number of NA Income Tracts		0
Percentage of NA Income Tracts		0.00%

**Ray, MISSOURI**

Census Tract	Tract Income Class	Minority Tract
29177080001	MIDDLE	NO
29177080002	MIDDLE	NO
29177080100	MIDDLE	NO
29177080201	MIDDLE	NO

**Ray, MISSOURI**

Census Tract	Tract Income Class	Minority Tract
29177080202	MODERATE	NO
29177080300	MIDDLE	NO
<b>Summary Data: Ray</b>		
Number of Census Tracts		6
Number of Minority Tracts		0
Percentage of Minority Tracts		0.00%
Number of Low Income Tracts		0
Percentage of Low Income Tracts		0.00%
Number of Moderate Income Tracts		1
Percentage of Moderate Income Tracts		16.67%
Number of Middle Income Tracts		5
Percentage of Middle Income Tracts		83.33%
Number of Upper Income Tracts		0
Percentage of Upper Income Tracts		0.00%
Number of NA Income Tracts		0
Percentage of NA Income Tracts		0.00%

**Reynolds, MISSOURI**

Census Tract	Tract Income Class	Minority Tract
29179380100	MIDDLE	NO
29179380200	MIDDLE	NO





**Reynolds, MISSOURI**

Census Tract	Tract Income Class	Minority Tract
<b>Summary Data: Reynolds</b>		
Number of Census Tracts		2
Number of Minority Tracts		0
Percentage of Minority Tracts		0.00%
Number of Low Income Tracts		0
Percentage of Low Income Tracts		0.00%
Number of Moderate Income Tracts		0
Percentage of Moderate Income Tracts		0.00%
Number of Middle Income Tracts		2
Percentage of Middle Income Tracts		100.00%
Number of Upper Income Tracts		0
Percentage of Upper Income Tracts		0.00%
Number of NA Income Tracts		0
Percentage of NA Income Tracts		0.00%

**Ripley, MISSOURI**

Census Tract	Tract Income Class	Minority Tract
29181870100	MODERATE	NO
29181870200	MODERATE	NO
29181870300	MIDDLE	NO
29181870400	MIDDLE	NO

**Ripley, MISSOURI**

Census Tract	Tract Income Class	Minority Tract
<b>Summary Data: Ripley</b>		
Number of Census Tracts		4
Number of Minority Tracts		0
Percentage of Minority Tracts		0.00%
Number of Low Income Tracts		0
Percentage of Low Income Tracts		0.00%
Number of Moderate Income Tracts		2
Percentage of Moderate Income Tracts		50.00%
Number of Middle Income Tracts		2
Percentage of Middle Income Tracts		50.00%
Number of Upper Income Tracts		0
Percentage of Upper Income Tracts		0.00%
Number of NA Income Tracts		0
Percentage of NA Income Tracts		0.00%

**Saline, MISSOURI**

Census Tract	Tract Income Class	Minority Tract
29195090100	MIDDLE	NO
29195090200	UPPER	NO
29195090300	MIDDLE	NO
29195090400	MIDDLE	NO
29195090500	UPPER	NO

**Saline, MISSOURI**

Census Tract	Tract Income Class	Minority Tract
29195090600	MIDDLE	NO
29195090700	MIDDLE	NO
29195090800	UPPER	NO
<b>Summary Data: Saline</b>		
Number of Census Tracts		8
Number of Minority Tracts		0
Percentage of Minority Tracts		0.00%
Number of Low Income Tracts		0
Percentage of Low Income Tracts		0.00%
Number of Moderate Income Tracts		0
Percentage of Moderate Income Tracts		0.00%
Number of Middle Income Tracts		5
Percentage of Middle Income Tracts		62.50%
Number of Upper Income Tracts		3
Percentage of Upper Income Tracts		37.50%
Number of NA Income Tracts		0
Percentage of NA Income Tracts		0.00%

**Schuyler, MISSOURI**

Census Tract	Tract Income Class	Minority Tract
29197470100	MIDDLE	NO
29197470200	MIDDLE	NO



**Schuyler, MISSOURI**

Census Tract	Tract Income Class	Minority Tract
<b>Summary Data: Schuyler</b>		
Number of Census Tracts		2
Number of Minority Tracts		0
Percentage of Minority Tracts		0.00%
Number of Low Income Tracts		0
Percentage of Low Income Tracts		0.00%
Number of Moderate Income Tracts		0
Percentage of Moderate Income Tracts		0.00%
Number of Middle Income Tracts		2
Percentage of Middle Income Tracts		100.00%
Number of Upper Income Tracts		0
Percentage of Upper Income Tracts		0.00%
Number of NA Income Tracts		0
Percentage of NA Income Tracts		0.00%

**Scotland, MISSOURI**

Census Tract	Tract Income Class	Minority Tract
29199480100	MIDDLE	NO
29199480200	MIDDLE	NO

**Scotland, MISSOURI**

Census Tract	Tract Income Class	Minority Tract
<b>Summary Data: Scotland</b>		
Number of Census Tracts		2
Number of Minority Tracts		0
Percentage of Minority Tracts		0.00%
Number of Low Income Tracts		0
Percentage of Low Income Tracts		0.00%
Number of Moderate Income Tracts		0
Percentage of Moderate Income Tracts		0.00%
Number of Middle Income Tracts		2
Percentage of Middle Income Tracts		100.00%
Number of Upper Income Tracts		0
Percentage of Upper Income Tracts		0.00%
Number of NA Income Tracts		0
Percentage of NA Income Tracts		0.00%

**Scott, MISSOURI**

Census Tract	Tract Income Class	Minority Tract
29201780100	MIDDLE	NO
29201780200	MIDDLE	NO
29201780300	MIDDLE	NO
29201780400	UPPER	NO
29201780600	MIDDLE	NO

**Scott, MISSOURI**

Census Tract	Tract Income Class	Minority Tract
29201780700	MIDDLE	YES
29201781000	MIDDLE	NO
29201781100	MIDDLE	NO
29201781201	LOW	YES
29201781202	MIDDLE	NO
29201781300	UPPER	NO
<b>Summary Data: Scott</b>		
Number of Census Tracts		11
Number of Minority Tracts		2
Percentage of Minority Tracts		18.18%
Number of Low Income Tracts		1
Percentage of Low Income Tracts		9.09%
Number of Moderate Income Tracts		0
Percentage of Moderate Income Tracts		0.00%
Number of Middle Income Tracts		8
Percentage of Middle Income Tracts		72.73%
Number of Upper Income Tracts		2
Percentage of Upper Income Tracts		18.18%
Number of NA Income Tracts		0
Percentage of NA Income Tracts		0.00%



**Shannon, MISSOURI**

Census Tract	Tract Income Class	Minority Tract
29203470100	MIDDLE	NO
29203470200	MIDDLE	NO

**Summary Data: Shannon**

Number of Census Tracts	2
Number of Minority Tracts	0
Percentage of Minority Tracts	0.00%
Number of Low Income Tracts	0
Percentage of Low Income Tracts	0.00%
Number of Moderate Income Tracts	0
Percentage of Moderate Income Tracts	0.00%
Number of Middle Income Tracts	2
Percentage of Middle Income Tracts	100.00%
Number of Upper Income Tracts	0
Percentage of Upper Income Tracts	0.00%
Number of NA Income Tracts	0
Percentage of NA Income Tracts	0.00%

**Shelby, MISSOURI**

Census Tract	Tract Income Class	Minority Tract
29205450100	UPPER	NO
29205450200	MIDDLE	NO
29205450300	MODERATE	NO

**Shelby, MISSOURI**

Census Tract	Tract Income Class	Minority Tract
--------------	--------------------	----------------

**Summary Data: Shelby**

Number of Census Tracts	3
Number of Minority Tracts	0
Percentage of Minority Tracts	0.00%
Number of Low Income Tracts	0
Percentage of Low Income Tracts	0.00%
Number of Moderate Income Tracts	1
Percentage of Moderate Income Tracts	33.33%
Number of Middle Income Tracts	1
Percentage of Middle Income Tracts	33.33%
Number of Upper Income Tracts	1
Percentage of Upper Income Tracts	33.33%
Number of NA Income Tracts	0
Percentage of NA Income Tracts	0.00%

**St. Charles, MISSOURI**

Census Tract	Tract Income Class	Minority Tract
29183310100	MIDDLE	NO
29183310201	UPPER	NO
29183310202	MIDDLE	NO
29183310301	MIDDLE	NO
29183310302	MIDDLE	NO

**St. Charles, MISSOURI**

Census Tract	Tract Income Class	Minority Tract
29183310400	MODERATE	NO
29183310501	MODERATE	NO
29183310502	MIDDLE	NO
29183310601	MIDDLE	NO
29183310602	MIDDLE	NO
29183310700	MODERATE	NO
29183310801	UPPER	NO
29183310802	MIDDLE	NO
29183310901	MODERATE	NO
29183310902	UPPER	NO
29183310903	MIDDLE	NO
29183311001	MIDDLE	NO
29183311003	MIDDLE	NO
29183311004	MIDDLE	NO
29183311103	UPPER	NO
29183311114	UPPER	NO
29183311122	MIDDLE	NO
29183311124	UPPER	NO
29183311132	UPPER	NO
29183311145	UPPER	NO
29183311146	UPPER	NO
29183311147	UPPER	NO
29183311148	UPPER	NO
29183311149	MIDDLE	NO
29183311150	UPPER	NO
29183311151	UPPER	NO
29183311152	UPPER	NO



**St. Charles, MISSOURI**

Census Tract	Tract Income Class	Minority Tract
29183311153	UPPER	NO
29183311154	UPPER	NO
29183311203	UPPER	NO
29183311211	MIDDLE	NO
29183311212	UPPER	NO
29183311221	MIDDLE	NO
29183311294	MIDDLE	NO
29183311296	MIDDLE	NO
29183311311	MIDDLE	NO
29183311312	MIDDLE	NO
29183311322	UPPER	NO
29183311331	MIDDLE	NO
29183311391	MIDDLE	NO
29183311422	MIDDLE	NO
29183311500	LOW	NO
29183311602	MIDDLE	NO
29183311603	UPPER	NO
29183311604	UPPER	NO
29183311712	UPPER	NO
29183311721	UPPER	NO
29183311732	UPPER	NO
29183311733	MIDDLE	NO
29183311734	MIDDLE	NO
29183311735	UPPER	NO
29183311737	UPPER	NO
29183311738	MODERATE	NO
29183311739	UPPER	NO

**St. Charles, MISSOURI**

Census Tract	Tract Income Class	Minority Tract
29183311740	UPPER	NO
29183311801	UPPER	NO
29183311802	UPPER	NO
29183311903	UPPER	NO
29183311904	UPPER	NO
29183311907	MIDDLE	NO
29183311908	UPPER	NO
29183311909	UPPER	NO
29183312001	UPPER	NO
29183312002	UPPER	NO
29183312003	MIDDLE	NO
29183312094	MIDDLE	NO
29183312095	MIDDLE	NO
29183312096	UPPER	NO
29183312192	MIDDLE	NO
29183312193	UPPER	NO
29183312194	MIDDLE	NO
29183312195	MODERATE	NO
29183312204	UPPER	NO
29183312206	UPPER	NO
29183312207	MIDDLE	NO
29183312208	UPPER	NO
29183312209	UPPER	NO
29183312300	UPPER	NO
29183312400	MODERATE	NO
29183980000	NA	YES

**St. Charles, MISSOURI**

Census Tract	Tract Income Class	Minority Tract
<b>Summary Data: St. Charles</b>		
<b>Number of Census Tracts</b>		85
<b>Number of Minority Tracts</b>		1
<b>Percentage of Minority Tracts</b>		1.18%
<b>Number of Low Income Tracts</b>		1
<b>Percentage of Low Income Tracts</b>		1.18%
<b>Number of Moderate Income Tracts</b>		7
<b>Percentage of Moderate Income Tracts</b>		8.24%
<b>Number of Middle Income Tracts</b>		33
<b>Percentage of Middle Income Tracts</b>		38.82%
<b>Number of Upper Income Tracts</b>		43
<b>Percentage of Upper Income Tracts</b>		50.59%
<b>Number of NA Income Tracts</b>		1
<b>Percentage of NA Income Tracts</b>		1.18%

**St. Clair, MISSOURI**

Census Tract	Tract Income Class	Minority Tract
29185480100	MIDDLE	NO
29185480200	MIDDLE	NO
29185480300	MIDDLE	NO



**St. Clair, MISSOURI**

Census Tract	Tract Income Class	Minority Tract
<b>Summary Data: St. Clair</b>		
Number of Census Tracts		3
Number of Minority Tracts		0
Percentage of Minority Tracts		0.00%
Number of Low Income Tracts		0
Percentage of Low Income Tracts		0.00%
Number of Moderate Income Tracts		0
Percentage of Moderate Income Tracts		0.00%
Number of Middle Income Tracts		3
Percentage of Middle Income Tracts		100.00%
Number of Upper Income Tracts		0
Percentage of Upper Income Tracts		0.00%
Number of NA Income Tracts		0
Percentage of NA Income Tracts		0.00%

**St. Francois, MISSOURI**

Census Tract	Tract Income Class	Minority Tract
29187950401	MODERATE	NO
29187950402	UPPER	NO
29187950600	MIDDLE	NO
29187950701	UPPER	NO
29187950702	UPPER	NO
29187950703	UPPER	NO
29187950801	MIDDLE	NO
29187950802	MIDDLE	NO
29187950901	UPPER	NO
29187950902	MIDDLE	NO
29187951001	MODERATE	NO
29187951002	MIDDLE	NO
29187951101	MODERATE	NO
29187951102	MIDDLE	NO

**St. Francois, MISSOURI**

Census Tract	Tract Income Class	Minority Tract
<b>Summary Data: St. Francois</b>		
Number of Census Tracts		19
Number of Minority Tracts		0
Percentage of Minority Tracts		0.00%
Number of Low Income Tracts		0
Percentage of Low Income Tracts		0.00%
Number of Moderate Income Tracts		3
Percentage of Moderate Income Tracts		15.79%
Number of Middle Income Tracts		9
Percentage of Middle Income Tracts		47.37%
Number of Upper Income Tracts		6
Percentage of Upper Income Tracts		31.58%
Number of NA Income Tracts		1
Percentage of NA Income Tracts		5.26%

**St. Francois, MISSOURI**

Census Tract	Tract Income Class	Minority Tract
29187950103	UPPER	NO
29187950104	NA	NO
29187950105	MIDDLE	NO
29187950106	MIDDLE	NO
29187950300	MIDDLE	NO

**St. Louis, MISSOURI**

Census Tract	Tract Income Class	Minority Tract
29189210101	MODERATE	YES
29189210102	MODERATE	YES
29189210200	MODERATE	YES
29189210300	MODERATE	YES
29189210400	MODERATE	YES



**St. Louis, MISSOURI**

Census Tract	Tract Income Class	Minority Tract
29189210501	MODERATE	YES
29189210502	MODERATE	YES
29189210600	MODERATE	YES
29189210702	MODERATE	YES
29189210703	MODERATE	YES
29189210704	MODERATE	YES
29189210803	MODERATE	YES
29189210805	MIDDLE	YES
29189210806	MIDDLE	YES
29189210807	MIDDLE	YES
29189210808	MIDDLE	YES
29189210912	MIDDLE	YES
29189210921	MIDDLE	YES
29189210923	MIDDLE	YES
29189210924	MIDDLE	YES
29189210925	MIDDLE	YES
29189210926	MODERATE	YES
29189210927	UPPER	YES
29189210928	UPPER	YES
29189211001	MIDDLE	YES
29189211002	MIDDLE	YES
29189211101	MIDDLE	YES
29189211102	MIDDLE	YES
29189211201	MODERATE	YES
29189211202	MIDDLE	NO
29189211301	MIDDLE	NO
29189211331	MIDDLE	NO

**St. Louis, MISSOURI**

Census Tract	Tract Income Class	Minority Tract
29189211332	MIDDLE	NO
29189211333	MIDDLE	YES
29189211334	MIDDLE	NO
29189211401	MODERATE	NO
29189211402	MODERATE	YES
29189211500	LOW	YES
29189211600	MODERATE	YES
29189211700	MODERATE	YES
29189211801	LOW	YES
29189211802	MODERATE	YES
29189211900	LOW	YES
29189212002	LOW	YES
29189212003	MODERATE	YES
29189212004	LOW	YES
29189212101	MODERATE	YES
29189212102	LOW	YES
29189212201	MODERATE	YES
29189212202	LOW	YES
29189212300	MODERATE	YES
29189212400	MODERATE	YES
29189212500	MODERATE	YES
29189212600	MODERATE	YES
29189212701	LOW	YES
29189212702	LOW	YES
29189213102	NA	NO
29189213103	MIDDLE	NO
29189213104	LOW	YES

**St. Louis, MISSOURI**

Census Tract	Tract Income Class	Minority Tract
29189213202	MIDDLE	NO
29189213203	MIDDLE	NO
29189213204	MIDDLE	YES
29189213301	MODERATE	YES
29189213302	MODERATE	YES
29189213401	MODERATE	YES
29189213402	MODERATE	YES
29189213500	MODERATE	YES
29189213600	LOW	YES
29189213701	NA	YES
29189213702	MODERATE	YES
29189213800	LOW	YES
29189213900	LOW	YES
29189214100	LOW	YES
29189214200	LOW	YES
29189214300	LOW	YES
29189214400	MODERATE	NO
29189214500	MIDDLE	NO
29189214601	MODERATE	NO
29189214602	LOW	NO
29189214700	MODERATE	YES
29189214800	MODERATE	NO
29189214901	MODERATE	NO
29189214902	MIDDLE	YES
29189215001	MIDDLE	YES
29189215003	UPPER	NO
29189215004	UPPER	NO



St. Louis, MISSOURI

Census Tract	Tract Income Class	Minority Tract
29189215005	UPPER	NO
29189215102	MIDDLE	NO
29189215103	UPPER	NO
29189215105	UPPER	NO
29189215141	UPPER	NO
29189215143	MIDDLE	NO
29189215144	MIDDLE	NO
29189215145	MIDDLE	NO
29189215146	UPPER	YES
29189215201	UPPER	NO
29189215231	UPPER	NO
29189215233	UPPER	NO
29189215234	UPPER	NO
29189215235	UPPER	NO
29189215236	UPPER	NO
29189215301	UPPER	NO
29189215302	UPPER	NO
29189215400	UPPER	NO
29189215500	UPPER	NO
29189215600	MIDDLE	YES
29189215700	MODERATE	YES
29189215801	UPPER	NO
29189215802	MODERATE	NO
29189215803	UPPER	NO
29189215901	MIDDLE	YES
29189215902	MODERATE	YES
29189216000	MODERATE	YES

St. Louis, MISSOURI

Census Tract	Tract Income Class	Minority Tract
29189216101	UPPER	NO
29189216102	UPPER	YES
29189216201	UPPER	NO
29189216202	UPPER	NO
29189216300	UPPER	NO
29189216401	UPPER	NO
29189216402	UPPER	NO
29189216500	UPPER	NO
29189216600	UPPER	NO
29189216700	UPPER	NO
29189216800	UPPER	NO
29189216900	MODERATE	NO
29189217000	MIDDLE	NO
29189217200	MIDDLE	NO
29189217300	MIDDLE	NO
29189217400	UPPER	NO
29189217500	UPPER	NO
29189217600	UPPER	NO
29189217701	UPPER	NO
29189217702	UPPER	NO
29189217802	UPPER	NO
29189217806	MIDDLE	NO
29189217807	UPPER	NO
29189217841	UPPER	NO
29189217851	UPPER	NO
29189217852	UPPER	NO
29189217853	UPPER	NO

St. Louis, MISSOURI

Census Tract	Tract Income Class	Minority Tract
29189217854	UPPER	NO
29189217921	UPPER	NO
29189217923	UPPER	NO
29189217931	UPPER	NO
29189217932	UPPER	NO
29189217941	MIDDLE	NO
29189217942	UPPER	NO
29189217943	UPPER	NO
29189217944	UPPER	NO
29189218012	UPPER	NO
29189218013	UPPER	NO
29189218014	UPPER	NO
29189218015	MIDDLE	NO
29189218016	MIDDLE	NO
29189218102	MIDDLE	NO
29189218104	MODERATE	NO
29189218105	MIDDLE	NO
29189218201	UPPER	NO
29189218300	UPPER	NO
29189218401	UPPER	NO
29189218402	UPPER	NO
29189218500	UPPER	NO
29189218600	UPPER	NO
29189218800	UPPER	NO
29189218901	UPPER	NO
29189218902	UPPER	NO
29189219100	UPPER	NO



**St. Louis, MISSOURI**

Census Tract	Tract Income Class	Minority Tract
29189219200	UPPER	NO
29189219300	UPPER	NO
29189219400	UPPER	NO
29189219501	UPPER	NO
29189219502	UPPER	NO
29189219601	MIDDLE	NO
29189219602	UPPER	NO
29189219700	MIDDLE	NO
29189219801	MIDDLE	NO
29189219802	MODERATE	NO
29189219900	MIDDLE	NO
29189220001	MIDDLE	NO
29189220002	MIDDLE	NO
29189220101	MODERATE	NO
29189220102	MIDDLE	NO
29189220200	MODERATE	NO
29189220300	LOW	NO
29189220441	MIDDLE	NO
29189220442	MIDDLE	NO
29189220443	MIDDLE	NO
29189220445	UPPER	NO
29189220446	UPPER	NO
29189220447	UPPER	NO
29189220448	MIDDLE	NO
29189220449	UPPER	NO
29189220450	UPPER	NO
29189220451	UPPER	NO

**St. Louis, MISSOURI**

Census Tract	Tract Income Class	Minority Tract
29189220452	UPPER	NO
29189220501	MIDDLE	NO
29189220503	MODERATE	NO
29189220504	MODERATE	NO
29189220601	MIDDLE	NO
29189220602	MODERATE	NO
29189220701	MIDDLE	NO
29189220702	MIDDLE	NO
29189220703	MIDDLE	NO
29189220801	UPPER	NO
29189220802	MIDDLE	NO
29189220803	UPPER	NO
29189221000	MODERATE	NO
29189221100	UPPER	NO
29189221201	UPPER	NO
29189221202	UPPER	NO
29189221332	UPPER	NO
29189221335	MIDDLE	NO
29189221336	MIDDLE	NO
29189221337	MIDDLE	NO
29189221338	MIDDLE	NO
29189221339	UPPER	NO
29189221421	UPPER	NO
29189221423	UPPER	NO
29189221424	UPPER	NO
29189221425	MIDDLE	NO
29189221426	UPPER	NO

**St. Louis, MISSOURI**

Census Tract	Tract Income Class	Minority Tract
29189221502	UPPER	NO
29189221503	UPPER	NO
29189221506	UPPER	NO
29189221621	UPPER	NO
29189221624	UPPER	NO
29189221625	UPPER	NO
29189221626	UPPER	NO
29189221627	UPPER	NO
29189221629	UPPER	NO
29189221630	UPPER	NO
29189221631	UPPER	NO
29189221800	LOW	YES
29189221900	MIDDLE	NO
29189222000	UPPER	NO
29189222100	UPPER	NO





**St. Louis, MISSOURI**

Census Tract	Tract Income Class	Minority Tract
<b>Summary Data: St. Louis</b>		
Number of Census Tracts		236
Number of Minority Tracts		76
Percentage of Minority Tracts		32.20%
Number of Low Income Tracts		19
Percentage of Low Income Tracts		8.05%
Number of Moderate Income Tracts		50
Percentage of Moderate Income Tracts		21.19%
Number of Middle Income Tracts		64
Percentage of Middle Income Tracts		27.12%
Number of Upper Income Tracts		101
Percentage of Upper Income Tracts		42.80%
Number of NA Income Tracts		2
Percentage of NA Income Tracts		0.85%

**St. Louis city, MISSOURI**

Census Tract	Tract Income Class	Minority Tract
29510101100	MODERATE	NO
29510101200	MIDDLE	NO
29510101300	MIDDLE	NO
29510101400	MODERATE	NO
29510101500	LOW	YES

**St. Louis city, MISSOURI**

Census Tract	Tract Income Class	Minority Tract
29510101800	MODERATE	YES
29510102100	MIDDLE	NO
29510102200	UPPER	NO
29510102300	MODERATE	NO
29510102400	MIDDLE	NO
29510102500	MODERATE	NO
29510103100	MIDDLE	NO
29510103400	UPPER	NO
29510103600	MIDDLE	NO
29510103700	MIDDLE	NO
29510103800	MIDDLE	NO
29510104200	MIDDLE	NO
29510104500	MODERATE	NO
29510105198	UPPER	NO
29510105200	MIDDLE	YES
29510105300	NA	YES
29510105400	MODERATE	YES
29510105500	MIDDLE	YES
29510106100	LOW	YES
29510106200	NA	YES
29510106300	MODERATE	YES
29510106400	LOW	YES
29510106500	MODERATE	YES
29510106600	LOW	YES
29510106700	MODERATE	YES
29510107200	MODERATE	YES
29510107300	LOW	YES

**St. Louis city, MISSOURI**

Census Tract	Tract Income Class	Minority Tract
29510107400	LOW	YES
29510107500	MODERATE	YES
29510107600	MODERATE	YES
29510108100	LOW	YES
29510108200	LOW	YES
29510108300	MODERATE	YES
29510109600	LOW	YES
29510109700	LOW	YES
29510110100	LOW	YES
29510110200	LOW	YES
29510110300	LOW	YES
29510110400	MODERATE	YES
29510110500	LOW	YES
29510111100	MODERATE	YES
29510111200	LOW	YES
29510111300	LOW	YES
29510112100	UPPER	NO
29510112200	MODERATE	YES
29510112300	LOW	YES
29510112400	UPPER	NO
29510113500	MIDDLE	NO
29510114101	MIDDLE	NO
29510114102	UPPER	NO
29510114200	MIDDLE	NO
29510114300	MIDDLE	NO
29510115100	MODERATE	NO
29510115200	LOW	YES



**St. Louis city, MISSOURI**

Census Tract	Tract Income Class	Minority Tract
29510115300	MODERATE	YES
29510115400	MODERATE	NO
29510115500	LOW	YES
29510115600	LOW	YES
29510115700	MODERATE	YES
29510116100	LOW	YES
29510116200	UPPER	NO
29510116301	MIDDLE	NO
29510116302	LOW	YES
29510116400	MODERATE	YES
29510116500	MIDDLE	YES
29510117100	MIDDLE	NO
29510117200	UPPER	NO
29510117400	UPPER	NO
29510118100	MIDDLE	YES
29510118600	MIDDLE	NO
29510119101	NA	YES
29510119102	MIDDLE	NO
29510119200	UPPER	YES
29510119300	MIDDLE	YES
29510120200	LOW	YES
29510121200	MODERATE	YES
29510123100	MIDDLE	YES
29510123200	MIDDLE	NO
29510123300	MODERATE	NO
29510124100	MODERATE	YES
29510124200	LOW	YES

**St. Louis city, MISSOURI**

Census Tract	Tract Income Class	Minority Tract
29510124300	UPPER	NO
29510124600	LOW	YES
29510125500	MIDDLE	YES
29510125600	MIDDLE	YES
29510125700	LOW	YES
29510126600	LOW	YES
29510126700	LOW	YES
29510126800	MIDDLE	NO
29510126900	MODERATE	YES
29510127000	LOW	YES
29510127100	LOW	YES
29510127200	MIDDLE	NO
29510127300	MIDDLE	YES
29510127400	LOW	YES
29510127500	LOW	YES
29510127600	MIDDLE	NO
29510127700	LOW	YES
29510127800	LOW	YES

**St. Louis city, MISSOURI**

Census Tract	Tract Income Class	Minority Tract
<b>Summary Data: St. Louis city</b>		
<b>Number of Census Tracts</b>		104
<b>Number of Minority Tracts</b>		65
<b>Percentage of Minority Tracts</b>		62.50%
<b>Number of Low Income Tracts</b>		34
<b>Percentage of Low Income Tracts</b>		32.69%
<b>Number of Moderate Income Tracts</b>		26
<b>Percentage of Moderate Income Tracts</b>		25.00%
<b>Number of Middle Income Tracts</b>		30
<b>Percentage of Middle Income Tracts</b>		28.85%
<b>Number of Upper Income Tracts</b>		11
<b>Percentage of Upper Income Tracts</b>		10.58%
<b>Number of NA Income Tracts</b>		3
<b>Percentage of NA Income Tracts</b>		2.88%

**Ste. Genevieve, MISSOURI**

Census Tract	Tract Income Class	Minority Tract
29186960101	UPPER	NO
29186960102	UPPER	NO
29186960200	UPPER	NO
29186960300	UPPER	NO
29186960400	UPPER	NO



**Ste. Genevieve, MISSOURI**

Census Tract	Tract Income Class	Minority Tract
<b>Summary Data: Ste. Genevieve</b>		
Number of Census Tracts		5
Number of Minority Tracts		0
Percentage of Minority Tracts		0.00%
Number of Low Income Tracts		0
Percentage of Low Income Tracts		0.00%
Number of Moderate Income Tracts		0
Percentage of Moderate Income Tracts		0.00%
Number of Middle Income Tracts		0
Percentage of Middle Income Tracts		0.00%
Number of Upper Income Tracts		5
Percentage of Upper Income Tracts		100.00%
Number of NA Income Tracts		0
Percentage of NA Income Tracts		0.00%

**Stoddard, MISSOURI**

Census Tract	Tract Income Class	Minority Tract
29207470100	MIDDLE	NO
29207470200	MIDDLE	NO
29207470300	MIDDLE	NO
29207470400	MIDDLE	NO
29207470500	MODERATE	NO

**Stoddard, MISSOURI**

Census Tract	Tract Income Class	Minority Tract
29207470600	MIDDLE	NO
29207470700	MIDDLE	NO
29207470800	UPPER	NO
<b>Summary Data: Stoddard</b>		
Number of Census Tracts		8
Number of Minority Tracts		0
Percentage of Minority Tracts		0.00%
Number of Low Income Tracts		0
Percentage of Low Income Tracts		0.00%
Number of Moderate Income Tracts		1
Percentage of Moderate Income Tracts		12.50%
Number of Middle Income Tracts		6
Percentage of Middle Income Tracts		75.00%
Number of Upper Income Tracts		1
Percentage of Upper Income Tracts		12.50%
Number of NA Income Tracts		0
Percentage of NA Income Tracts		0.00%

**Stone, MISSOURI**

Census Tract	Tract Income Class	Minority Tract
29209090101	MIDDLE	NO
29209090102	MIDDLE	NO

**Stone, MISSOURI**

Census Tract	Tract Income Class	Minority Tract
29209090201	UPPER	NO
29209090202	MIDDLE	NO
29209090401	MIDDLE	NO
29209090402	MIDDLE	NO
29209090501	MIDDLE	NO
29209090502	MIDDLE	NO
29209090603	MIDDLE	NO
29209090604	UPPER	NO
29209090605	MIDDLE	NO
29209090606	MIDDLE	NO



**Stone, MISSOURI**

Census Tract	Tract Income Class	Minority Tract
<b>Summary Data: Stone</b>		
Number of Census Tracts		12
Number of Minority Tracts		0
Percentage of Minority Tracts		0.00%
Number of Low Income Tracts		0
Percentage of Low Income Tracts		0.00%
Number of Moderate Income Tracts		0
Percentage of Moderate Income Tracts		0.00%
Number of Middle Income Tracts		10
Percentage of Middle Income Tracts		83.33%
Number of Upper Income Tracts		2
Percentage of Upper Income Tracts		16.67%
Number of NA Income Tracts		0
Percentage of NA Income Tracts		0.00%

**Sullivan, MISSOURI**

Census Tract	Tract Income Class	Minority Tract
29211480100	MIDDLE	NO
29211480200	MIDDLE	NO
29211480300	MIDDLE	NO

**Sullivan, MISSOURI**

Census Tract	Tract Income Class	Minority Tract
<b>Summary Data: Sullivan</b>		
Number of Census Tracts		3
Number of Minority Tracts		0
Percentage of Minority Tracts		0.00%
Number of Low Income Tracts		0
Percentage of Low Income Tracts		0.00%
Number of Moderate Income Tracts		0
Percentage of Moderate Income Tracts		0.00%
Number of Middle Income Tracts		3
Percentage of Middle Income Tracts		100.00%
Number of Upper Income Tracts		0
Percentage of Upper Income Tracts		0.00%
Number of NA Income Tracts		0
Percentage of NA Income Tracts		0.00%

**Taney, MISSOURI**

Census Tract	Tract Income Class	Minority Tract
29213480106	MIDDLE	NO
29213480107	MIDDLE	NO
29213480108	MODERATE	NO
29213480109	MIDDLE	NO
29213480203	MODERATE	NO

**Taney, MISSOURI**

Census Tract	Tract Income Class	Minority Tract
29213480204	MIDDLE	NO
29213480205	MIDDLE	NO
29213480206	UPPER	NO
29213480207	MIDDLE	NO
29213480208	MODERATE	NO
29213480301	MIDDLE	NO
29213480302	MIDDLE	NO
29213480402	MIDDLE	NO
29213480403	MIDDLE	NO
29213480404	MIDDLE	NO
29213480501	MIDDLE	NO
29213480503	MIDDLE	NO
29213480504	MIDDLE	NO

**Taney, MISSOURI**

Census Tract	Tract Income Class	Minority Tract
<b>Summary Data: Taney</b>		
Number of Census Tracts		18
Number of Minority Tracts		0
Percentage of Minority Tracts		0.00%
Number of Low Income Tracts		0
Percentage of Low Income Tracts		0.00%
Number of Moderate Income Tracts		3
Percentage of Moderate Income Tracts		16.67%
Number of Middle Income Tracts		14
Percentage of Middle Income Tracts		77.78%
Number of Upper Income Tracts		1
Percentage of Upper Income Tracts		5.56%
Number of NA Income Tracts		0
Percentage of NA Income Tracts		0.00%

**Texas, MISSOURI**

Census Tract	Tract Income Class	Minority Tract
29215480101	MIDDLE	NO
29215480102	MODERATE	NO
29215480201	MODERATE	NO
29215480202	MIDDLE	NO
29215480301	MIDDLE	NO

**Texas, MISSOURI**

Census Tract	Tract Income Class	Minority Tract
29215480302	MODERATE	NO
29215480401	MIDDLE	NO
29215480402	MIDDLE	NO
<b>Summary Data: Texas</b>		
Number of Census Tracts		8
Number of Minority Tracts		0
Percentage of Minority Tracts		0.00%
Number of Low Income Tracts		0
Percentage of Low Income Tracts		0.00%
Number of Moderate Income Tracts		3
Percentage of Moderate Income Tracts		37.50%
Number of Middle Income Tracts		5
Percentage of Middle Income Tracts		62.50%
Number of Upper Income Tracts		0
Percentage of Upper Income Tracts		0.00%
Number of NA Income Tracts		0
Percentage of NA Income Tracts		0.00%

**Vernon, MISSOURI**

Census Tract	Tract Income Class	Minority Tract
29217950100	MIDDLE	NO
29217950200	UPPER	NO

**Vernon, MISSOURI**

Census Tract	Tract Income Class	Minority Tract
29217950300	MIDDLE	NO
29217950400	MIDDLE	NO
29217950500	UPPER	NO
29217950600	MIDDLE	NO
<b>Summary Data: Vernon</b>		
Number of Census Tracts		6
Number of Minority Tracts		0
Percentage of Minority Tracts		0.00%
Number of Low Income Tracts		0
Percentage of Low Income Tracts		0.00%
Number of Moderate Income Tracts		0
Percentage of Moderate Income Tracts		0.00%
Number of Middle Income Tracts		4
Percentage of Middle Income Tracts		66.67%
Number of Upper Income Tracts		2
Percentage of Upper Income Tracts		33.33%
Number of NA Income Tracts		0
Percentage of NA Income Tracts		0.00%

**Warren, MISSOURI**

Census Tract	Tract Income Class	Minority Tract
29219820104	MODERATE	NO



**Warren, MISSOURI**

Census Tract	Tract Income Class	Minority Tract
29219820105	MODERATE	NO
29219820106	MODERATE	NO
29219820107	MODERATE	NO
29219820108	MIDDLE	NO
29219820109	MIDDLE	NO
29219820201	UPPER	NO
29219820203	MIDDLE	NO
29219820204	MIDDLE	NO

**Summary Data: Warren**

Number of Census Tracts	9
Number of Minority Tracts	0
Percentage of Minority Tracts	0.00%
Number of Low Income Tracts	0
Percentage of Low Income Tracts	0.00%
Number of Moderate Income Tracts	4
Percentage of Moderate Income Tracts	44.44%
Number of Middle Income Tracts	4
Percentage of Middle Income Tracts	44.44%
Number of Upper Income Tracts	1
Percentage of Upper Income Tracts	11.11%
Number of NA Income Tracts	0
Percentage of NA Income Tracts	0.00%

**Washington, MISSOURI**

Census Tract	Tract Income Class	Minority Tract
29221460101	MODERATE	NO
29221460102	MIDDLE	NO
29221460200	MIDDLE	NO
29221460300	MIDDLE	NO
29221460400	MIDDLE	NO
29221460500	MIDDLE	NO

**Summary Data: Washington**

Number of Census Tracts	6
Number of Minority Tracts	0
Percentage of Minority Tracts	0.00%
Number of Low Income Tracts	0
Percentage of Low Income Tracts	0.00%
Number of Moderate Income Tracts	1
Percentage of Moderate Income Tracts	16.67%
Number of Middle Income Tracts	5
Percentage of Middle Income Tracts	83.33%
Number of Upper Income Tracts	0
Percentage of Upper Income Tracts	0.00%
Number of NA Income Tracts	0
Percentage of NA Income Tracts	0.00%

**Wayne, MISSOURI**


Census Tract	Tract Income Class	Minority Tract
29223690100	MIDDLE	NO
29223690200	MIDDLE	NO
29223690300	MODERATE	NO
29223690400	MODERATE	NO

**Summary Data: Wayne**

Number of Census Tracts	4
Number of Minority Tracts	0
Percentage of Minority Tracts	0.00%
Number of Low Income Tracts	0
Percentage of Low Income Tracts	0.00%
Number of Moderate Income Tracts	2
Percentage of Moderate Income Tracts	50.00%
Number of Middle Income Tracts	2
Percentage of Middle Income Tracts	50.00%
Number of Upper Income Tracts	0
Percentage of Upper Income Tracts	0.00%
Number of NA Income Tracts	0
Percentage of NA Income Tracts	0.00%

**Webster, MISSOURI**

Census Tract	Tract Income Class	Minority Tract
29225470101	MIDDLE	NO



**Webster, MISSOURI**

Census Tract	Tract Income Class	Minority Tract
29225470102	MIDDLE	NO
29225470201	MIDDLE	NO
29225470202	MIDDLE	NO
29225470301	MIDDLE	NO
29225470302	MIDDLE	NO
29225470401	MODERATE	NO
29225470402	MODERATE	NO

**Summary Data: Webster**

Number of Census Tracts	8
Number of Minority Tracts	0
Percentage of Minority Tracts	0.00%
Number of Low Income Tracts	0
Percentage of Low Income Tracts	0.00%
Number of Moderate Income Tracts	2
Percentage of Moderate Income Tracts	25.00%
Number of Middle Income Tracts	6
Percentage of Middle Income Tracts	75.00%
Number of Upper Income Tracts	0
Percentage of Upper Income Tracts	0.00%
Number of NA Income Tracts	0
Percentage of NA Income Tracts	0.00%

**Worth, MISSOURI**

Census Tract	Tract Income Class	Minority Tract
29227960100	MIDDLE	NO

**Summary Data: Worth**

Number of Census Tracts	1
Number of Minority Tracts	0
Percentage of Minority Tracts	0.00%
Number of Low Income Tracts	0
Percentage of Low Income Tracts	0.00%
Number of Moderate Income Tracts	0
Percentage of Moderate Income Tracts	0.00%
Number of Middle Income Tracts	1
Percentage of Middle Income Tracts	100.00%
Number of Upper Income Tracts	0
Percentage of Upper Income Tracts	0.00%
Number of NA Income Tracts	0
Percentage of NA Income Tracts	0.00%

**Wright, MISSOURI**

Census Tract	Tract Income Class	Minority Tract
29229490100	MIDDLE	NO
29229490200	MODERATE	NO
29229490300	MIDDLE	NO
29229490400	MODERATE	NO

**Wright, MISSOURI**

Census Tract	Tract Income Class	Minority Tract
--------------	--------------------	----------------

**Summary Data: Wright**

Number of Census Tracts	4
Number of Minority Tracts	0
Percentage of Minority Tracts	0.00%
Number of Low Income Tracts	0
Percentage of Low Income Tracts	0.00%
Number of Moderate Income Tracts	2
Percentage of Moderate Income Tracts	50.00%
Number of Middle Income Tracts	2
Percentage of Middle Income Tracts	50.00%
Number of Upper Income Tracts	0
Percentage of Upper Income Tracts	0.00%
Number of NA Income Tracts	0
Percentage of NA Income Tracts	0.00%

<b>Assessment Area Summary Data:</b>	<b>Number of Census Tracts:</b>	1,654
--------------------------------------	---------------------------------	-------

Number of Minority Tracts	Number of Low Income Tracts	Number of Moderate Income Tracts	Number of Middle Income Tracts	Number of Upper Income Tracts	Number of NA Income Tracts
232	109	347	789	386	23

Percentage of Minority Tracts	Percentage of Low Income Tracts	Percentage of Moderate Income Tracts	Percentage of Middle Income Tracts	Percentage of Upper Income Tracts	Percentage of NA Income Tracts
14.03%	6.59%	20.98%	47.70%	23.34%	1.39%

