

GeoDataVision Report D-1 Census Tract Reference Book 2021/2022

Tract Income Classification and Minority Status—Based on Census data released by the FFIEC July, 2021 through April, 2022

Adair, MISSOURI

Census Tract	2021		2022		Change in Tract Income Class from 2021 through 2022
	Tract Income Class	Minority Tract	Tract Income Class	Minority Tract	
29001950100	UPPER	NO	MIDDLE	NO	UPPER to MIDDLE
29001950200	MIDDLE	NO	MIDDLE	NO	No Change
29001950300	MODERATE	NO	MODERATE	NO	No Change
29001950400	UPPER	NO	MIDDLE	NO	UPPER to MIDDLE
29001950500	UPPER	NO			Not Applicable
29001950501			UPPER	NO	Not Applicable
29001950502			UPPER	NO	Not Applicable
29001950900	MIDDLE	NO	MIDDLE	NO	No Change
29001951000	NA	NO	NA	NO	No Change

Adair, MISSOURI

Census Tract	2021		2022		Change in Tract Income Class from 2021 through 2022
	Tract Income Class	Minority Tract	Tract Income Class	Minority Tract	

Summary Data: Adair	2021	2022
Number of Census Tracts	7	8
Number of Minority Tracts	0	0
Percentage of Minority Tracts	0.00%	0.00%
Number of Low Income Tracts	0	0
Percentage of Low Income Tracts	0.00%	0.00%
Number of Moderate Income Tracts	1	1
Percentage of Moderate Income Tracts	14.29%	12.50%
Number of Middle Income Tracts	2	4
Percentage of Middle Income Tracts	28.57%	50.00%
Number of Upper Income Tracts	3	2
Percentage of Upper Income Tracts	42.86%	25.00%
Number of NA Income Tracts	1	1
Percentage of NA Income Tracts	14.29%	12.50%

Andrew, MISSOURI

Census Tract	2021		2022		Change in Tract Income Class from 2021 through 2022
	Tract Income Class	Minority Tract	Tract Income Class	Minority Tract	
29003010100	UPPER	NO	UPPER	NO	No Change
29003010200	MIDDLE	NO			Not Applicable



GeoDataVision Report D-1 Census Tract Reference Book 2021/2022: MISSOURI

Andrew, MISSOURI

Census Tract	2021		2022		Change in Tract Income Class from 2021 through 2022
	Tract Income Class	Minority Tract	Tract Income Class	Minority Tract	
29003010201			MIDDLE	NO	Not Applicable
29003010202			MIDDLE	NO	Not Applicable
29003010300	MIDDLE	NO	MIDDLE	NO	No Change
29003010400	MIDDLE	NO	MIDDLE	NO	No Change

Summary Data: Andrew	2021	2022
Number of Census Tracts	4	5
Number of Minority Tracts	0	0
Percentage of Minority Tracts	0.00%	0.00%
Number of Low Income Tracts	0	0
Percentage of Low Income Tracts	0.00%	0.00%
Number of Moderate Income Tracts	0	0
Percentage of Moderate Income Tracts	0.00%	0.00%
Number of Middle Income Tracts	3	4
Percentage of Middle Income Tracts	75.00%	80.00%
Number of Upper Income Tracts	1	1
Percentage of Upper Income Tracts	25.00%	20.00%
Number of NA Income Tracts	0	0
Percentage of NA Income Tracts	0.00%	0.00%

Atchison, MISSOURI

Census Tract	2021		2022		Change in Tract Income Class from 2021 through 2022
	Tract Income Class	Minority Tract	Tract Income Class	Minority Tract	
29005950100	UPPER	NO	MIDDLE	NO	UPPER to MIDDLE
29005950200	MIDDLE	NO	MIDDLE	NO	No Change

Summary Data: Atchison	2021	2022
Number of Census Tracts	2	2
Number of Minority Tracts	0	0
Percentage of Minority Tracts	0.00%	0.00%
Number of Low Income Tracts	0	0
Percentage of Low Income Tracts	0.00%	0.00%
Number of Moderate Income Tracts	0	0
Percentage of Moderate Income Tracts	0.00%	0.00%
Number of Middle Income Tracts	1	2
Percentage of Middle Income Tracts	50.00%	100.00%
Number of Upper Income Tracts	1	0
Percentage of Upper Income Tracts	50.00%	0.00%
Number of NA Income Tracts	0	0
Percentage of NA Income Tracts	0.00%	0.00%

Audrain, MISSOURI

Census Tract	2021		2022		Change in Tract Income Class from 2021 through 2022
	Tract Income Class	Minority Tract	Tract Income Class	Minority Tract	
29007950100	MIDDLE	NO	MIDDLE	NO	No Change



Audrain, MISSOURI

Census Tract	2021		2022		Change in Tract Income Class from 2021 through 2022
	Tract Income Class	Minority Tract	Tract Income Class	Minority Tract	
29007950200	MIDDLE	NO	MIDDLE	NO	No Change
29007950300	UPPER	NO	MIDDLE	NO	UPPER to MIDDLE
29007950400	MIDDLE	NO	MIDDLE	NO	No Change
29007950500	UPPER	NO	MIDDLE	NO	UPPER to MIDDLE
29007950600	MIDDLE	NO	MIDDLE	NO	No Change
29007950700	MIDDLE	NO	MIDDLE	NO	No Change

Summary Data: Audrain	2021	2022
Number of Census Tracts	7	7
Number of Minority Tracts	0	0
Percentage of Minority Tracts	0.00%	0.00%
Number of Low Income Tracts	0	0
Percentage of Low Income Tracts	0.00%	0.00%
Number of Moderate Income Tracts	0	0
Percentage of Moderate Income Tracts	0.00%	0.00%
Number of Middle Income Tracts	5	7
Percentage of Middle Income Tracts	71.43%	100.00%
Number of Upper Income Tracts	2	0
Percentage of Upper Income Tracts	28.57%	0.00%
Number of NA Income Tracts	0	0
Percentage of NA Income Tracts	0.00%	0.00%

Barry, MISSOURI

Census Tract	2021		2022		Change in Tract Income Class from 2021 through 2022
	Tract Income Class	Minority Tract	Tract Income Class	Minority Tract	
29009960100	MIDDLE	NO			Not Applicable
29009960101			MIDDLE	NO	Not Applicable
29009960102			MIDDLE	NO	Not Applicable
29009960200	MIDDLE	NO			Not Applicable
29009960201			MIDDLE	NO	Not Applicable
29009960202			MIDDLE	NO	Not Applicable
29009960300	MIDDLE	NO			Not Applicable
29009960301			MIDDLE	NO	Not Applicable
29009960302			UPPER	NO	Not Applicable
29009960401	MIDDLE	NO	MIDDLE	NO	No Change
29009960402	MIDDLE	NO	MIDDLE	NO	No Change
29009960500	MIDDLE	NO	MIDDLE	NO	No Change
29009960600	MIDDLE	NO	UPPER	NO	MIDDLE to UPPER



Barry, MISSOURI

Census Tract	2021		2022		Change in Tract Income Class from 2021 through 2022
	Tract Income Class	Minority Tract	Tract Income Class	Minority Tract	

Summary Data: Barry	2021	2022
Number of Census Tracts	7	10
Number of Minority Tracts	0	0
Percentage of Minority Tracts	0.00%	0.00%
Number of Low Income Tracts	0	0
Percentage of Low Income Tracts	0.00%	0.00%
Number of Moderate Income Tracts	0	0
Percentage of Moderate Income Tracts	0.00%	0.00%
Number of Middle Income Tracts	7	8
Percentage of Middle Income Tracts	100.00%	80.00%
Number of Upper Income Tracts	0	2
Percentage of Upper Income Tracts	0.00%	20.00%
Number of NA Income Tracts	0	0
Percentage of NA Income Tracts	0.00%	0.00%

Barton, MISSOURI

Census Tract	2021		2022		Change in Tract Income Class from 2021 through 2022
	Tract Income Class	Minority Tract	Tract Income Class	Minority Tract	

Summary Data: Barton	2021	2022
Number of Census Tracts	3	3
Number of Minority Tracts	0	0
Percentage of Minority Tracts	0.00%	0.00%
Number of Low Income Tracts	0	0
Percentage of Low Income Tracts	0.00%	0.00%
Number of Moderate Income Tracts	0	1
Percentage of Moderate Income Tracts	0.00%	33.33%
Number of Middle Income Tracts	3	2
Percentage of Middle Income Tracts	100.00%	66.67%
Number of Upper Income Tracts	0	0
Percentage of Upper Income Tracts	0.00%	0.00%
Number of NA Income Tracts	0	0
Percentage of NA Income Tracts	0.00%	0.00%

Barton, MISSOURI

Census Tract	2021		2022		Change in Tract Income Class from 2021 through 2022
	Tract Income Class	Minority Tract	Tract Income Class	Minority Tract	
29011960100	MIDDLE	NO	MIDDLE	NO	No Change
29011960200	MIDDLE	NO	MIDDLE	NO	No Change
29011960300	MIDDLE	NO	MODERATE	NO	MIDDLE to MODERATE

Bates, MISSOURI

Census Tract	2021		2022		Change in Tract Income Class from 2021 through 2022
	Tract Income Class	Minority Tract	Tract Income Class	Minority Tract	
29013070100	MIDDLE	NO	MODERATE	NO	MIDDLE to MODERATE
29013070200	MODERATE	NO	MODERATE	NO	No Change
29013070300	MODERATE	NO	MODERATE	NO	No Change



Bates, MISSOURI

Census Tract	2021		2022		Change in Tract Income Class from 2021 through 2022
	Tract Income Class	Minority Tract	Tract Income Class	Minority Tract	
29013070400	MODERATE	NO	MODERATE	NO	No Change


Summary Data: Bates	2021	2022
Number of Census Tracts	4	4
Number of Minority Tracts	0	0
Percentage of Minority Tracts	0.00%	0.00%
Number of Low Income Tracts	0	0
Percentage of Low Income Tracts	0.00%	0.00%
Number of Moderate Income Tracts	3	4
Percentage of Moderate Income Tracts	75.00%	100.00%
Number of Middle Income Tracts	1	0
Percentage of Middle Income Tracts	25.00%	0.00%
Number of Upper Income Tracts	0	0
Percentage of Upper Income Tracts	0.00%	0.00%
Number of NA Income Tracts	0	0
Percentage of NA Income Tracts	0.00%	0.00%

Benton, MISSOURI

Census Tract	2021		2022		Change in Tract Income Class from 2021 through 2022
	Tract Income Class	Minority Tract	Tract Income Class	Minority Tract	
29015460300	MIDDLE	NO	MIDDLE	NO	No Change
29015460400	MIDDLE	NO	MODERATE	NO	MIDDLE to MODERATE
29015460700	MODERATE	NO			Not Applicable
29015460701			MIDDLE	NO	Not Applicable
29015460702			UPPER	NO	Not Applicable
29015460800	MODERATE	NO			Not Applicable
29015460801			MIDDLE	NO	Not Applicable
29015460802			MIDDLE	NO	Not Applicable

Benton, MISSOURI

Census Tract	2021		2022		Change in Tract Income Class from 2021 through 2022
	Tract Income Class	Minority Tract	Tract Income Class	Minority Tract	
29015460100	MIDDLE	NO	MIDDLE	NO	No Change
29015460200	MIDDLE	NO	MIDDLE	NO	No Change



Benton, MISSOURI

Census Tract	2021		2022		Change in Tract Income Class from 2021 through 2022
	Tract Income Class	Minority Tract	Tract Income Class	Minority Tract	

Summary Data: Benton	2021	2022
Number of Census Tracts	6	8
Number of Minority Tracts	0	0
Percentage of Minority Tracts	0.00%	0.00%
Number of Low Income Tracts	0	0
Percentage of Low Income Tracts	0.00%	0.00%
Number of Moderate Income Tracts	2	1
Percentage of Moderate Income Tracts	33.33%	12.50%
Number of Middle Income Tracts	4	6
Percentage of Middle Income Tracts	66.67%	75.00%
Number of Upper Income Tracts	0	1
Percentage of Upper Income Tracts	0.00%	12.50%
Number of NA Income Tracts	0	0
Percentage of NA Income Tracts	0.00%	0.00%

Bollinger, MISSOURI

Census Tract	2021		2022		Change in Tract Income Class from 2021 through 2022
	Tract Income Class	Minority Tract	Tract Income Class	Minority Tract	

Summary Data: Bollinger	2021	2022
Number of Census Tracts	3	3
Number of Minority Tracts	0	0
Percentage of Minority Tracts	0.00%	0.00%
Number of Low Income Tracts	0	0
Percentage of Low Income Tracts	0.00%	0.00%
Number of Moderate Income Tracts	0	1
Percentage of Moderate Income Tracts	0.00%	33.33%
Number of Middle Income Tracts	3	2
Percentage of Middle Income Tracts	100.00%	66.67%
Number of Upper Income Tracts	0	0
Percentage of Upper Income Tracts	0.00%	0.00%
Number of NA Income Tracts	0	0
Percentage of NA Income Tracts	0.00%	0.00%

Bollinger, MISSOURI

Census Tract	2021		2022		Change in Tract Income Class from 2021 through 2022
	Tract Income Class	Minority Tract	Tract Income Class	Minority Tract	
29017950100	MIDDLE	NO	MIDDLE	NO	No Change
29017950200	MIDDLE	NO	MODERATE	NO	MIDDLE to MODERATE
29017950300	MIDDLE	NO	MIDDLE	NO	No Change

Boone, MISSOURI

Census Tract	2021		2022		Change in Tract Income Class from 2021 through 2022
	Tract Income Class	Minority Tract	Tract Income Class	Minority Tract	
29019000200	LOW	NO	MODERATE	NO	LOW to MODERATE
29019000300	NA	NO	LOW	NO	NA to LOW
29019000500	NA	NO	LOW	NO	NA to LOW



GeoDataVision Report D-1 Census Tract Reference Book 2021/2022: MISSOURI

Boone, MISSOURI

Census Tract	2021		2022		Change in Tract Income Class from 2021 through 2022
	Tract Income Class	Minority Tract	Tract Income Class	Minority Tract	
29019000600	UPPER	NO	UPPER	NO	No Change
29019000700	MODERATE	NO	MODERATE	NO	No Change
29019000900	LOW	NO	MODERATE	NO	LOW to MODERATE
29019001001	UPPER	NO	MIDDLE	NO	UPPER to MIDDLE
29019001002	MIDDLE	NO			Not Applicable
29019001003			MIDDLE	NO	Not Applicable
29019001004			MIDDLE	NO	Not Applicable
29019001101	MIDDLE	NO			Not Applicable
29019001103	UPPER	NO			Not Applicable
29019001104	UPPER	NO			Not Applicable
29019001105			NA	NO	Not Applicable
29019001106			MODERATE	NO	Not Applicable
29019001107			UPPER	NO	Not Applicable
29019001108			MIDDLE	NO	Not Applicable
29019001109			MODERATE	NO	Not Applicable
29019001110			UPPER	NO	Not Applicable
29019001201	UPPER	NO	UPPER	NO	No Change
29019001202	UPPER	NO	UPPER	NO	No Change
29019001300	MODERATE	NO	MODERATE	NO	No Change
29019001400	MIDDLE	NO			Not Applicable
29019001401			MIDDLE	NO	Not Applicable
29019001402			MODERATE	NO	Not Applicable
29019001502	MODERATE	NO			Not Applicable
29019001503	MODERATE	NO	MODERATE	NO	No Change
29019001504	MIDDLE	NO			Not Applicable
29019001505			MODERATE	NO	Not Applicable
29019001506			MODERATE	NO	Not Applicable

Boone, MISSOURI

Census Tract	2021		2022		Change in Tract Income Class from 2021 through 2022
	Tract Income Class	Minority Tract	Tract Income Class	Minority Tract	
29019001507			MIDDLE	NO	Not Applicable
29019001508			MIDDLE	NO	Not Applicable
29019001601	MIDDLE	NO			Not Applicable
29019001602	MIDDLE	NO	UPPER	NO	MIDDLE to UPPER
29019001603			MIDDLE	NO	Not Applicable
29019001604			MODERATE	NO	Not Applicable
29019001701	MIDDLE	NO			Not Applicable
29019001702	MIDDLE	NO	UPPER	NO	MIDDLE to UPPER
29019001703			MIDDLE	NO	Not Applicable
29019001704			UPPER	NO	Not Applicable
29019001803	MIDDLE	NO	MIDDLE	NO	No Change
29019001805	UPPER	NO			Not Applicable
29019001806			UPPER	NO	Not Applicable
29019001807			MIDDLE	NO	Not Applicable
29019001901	MIDDLE	NO	MIDDLE	NO	No Change
29019001902	MIDDLE	NO			Not Applicable
29019001903			MIDDLE	NO	Not Applicable
29019001904			MIDDLE	NO	Not Applicable
29019002000	MIDDLE	NO	MIDDLE	NO	No Change
29019002100	LOW	YES	LOW	NO	No Change
29019002200	NA	NO	LOW	NO	NA to LOW



Boone, MISSOURI

Census Tract	2021		2022		Change in Tract Income Class from 2021 through 2022
	Tract Income Class	Minority Tract	Tract Income Class	Minority Tract	


Summary Data: Boone	2021	2022
Number of Census Tracts	29	40
Number of Minority Tracts	1	0
Percentage of Minority Tracts	3.45%	0.00%
Number of Low Income Tracts	3	4
Percentage of Low Income Tracts	10.34%	10.00%
Number of Moderate Income Tracts	4	11
Percentage of Moderate Income Tracts	13.79%	27.50%
Number of Middle Income Tracts	12	15
Percentage of Middle Income Tracts	41.38%	37.50%
Number of Upper Income Tracts	7	9
Percentage of Upper Income Tracts	24.14%	22.50%
Number of NA Income Tracts	3	1
Percentage of NA Income Tracts	10.34%	2.50%

Buchanan, MISSOURI

Census Tract	2021		2022		Change in Tract Income Class from 2021 through 2022
	Tract Income Class	Minority Tract	Tract Income Class	Minority Tract	
29021000100	UPPER	NO	UPPER	NO	No Change
29021000200	MIDDLE	NO	MIDDLE	NO	No Change
29021000300	MIDDLE	NO	MODERATE	NO	MIDDLE to MODERATE

Buchanan, MISSOURI

Census Tract	2021		2022		Change in Tract Income Class from 2021 through 2022
	Tract Income Class	Minority Tract	Tract Income Class	Minority Tract	
29021000400	MODERATE	NO	MODERATE	NO	No Change
29021000500	MODERATE	NO	MIDDLE	NO	MODERATE to MIDDLE
29021000600	UPPER	NO	MIDDLE	NO	UPPER to MIDDLE
29021000701	UPPER	NO	MIDDLE	NO	UPPER to MIDDLE
29021000702	MIDDLE	NO	MIDDLE	NO	No Change
29021000900	MIDDLE	NO	MIDDLE	NO	No Change
29021001000	MODERATE	NO	MODERATE	NO	No Change
29021001100	MODERATE	NO	MIDDLE	NO	MODERATE to MIDDLE
29021001200	LOW	NO	MIDDLE	NO	LOW to MIDDLE
29021001500	MODERATE	NO	MODERATE	NO	No Change
29021001600	MIDDLE	NO	MIDDLE	NO	No Change
29021001700	MIDDLE	NO	MIDDLE	NO	No Change
29021001800	MIDDLE	NO	MIDDLE	NO	No Change
29021002100	MIDDLE	NO	MIDDLE	NO	No Change
29021002200	UPPER	NO	UPPER	NO	No Change
29021002300	MIDDLE	NO	MIDDLE	NO	No Change
29021002400	MIDDLE	NO	MODERATE	NO	MIDDLE to MODERATE
29021002500	MODERATE	NO	MODERATE	NO	No Change
29021002700	MIDDLE	NO	MIDDLE	NO	No Change
29021002800	UPPER	NO	MIDDLE	NO	UPPER to MIDDLE
29021002900	MIDDLE	NO	MIDDLE	NO	No Change
29021003000	MODERATE	NO			Not Applicable
29021003001			LOW	NO	Not Applicable
29021003002			LOW	NO	Not Applicable



Buchanan, MISSOURI

Census Tract	2021		2022		Change in Tract Income Class from 2021 through 2022
	Tract Income Class	Minority Tract	Tract Income Class	Minority Tract	

Summary Data: Buchanan	2021	2022
Number of Census Tracts	25	26
Number of Minority Tracts	0	0
Percentage of Minority Tracts	0.00%	0.00%
Number of Low Income Tracts	1	2
Percentage of Low Income Tracts	4.00%	7.69%
Number of Moderate Income Tracts	7	6
Percentage of Moderate Income Tracts	28.00%	23.08%
Number of Middle Income Tracts	12	16
Percentage of Middle Income Tracts	48.00%	61.54%
Number of Upper Income Tracts	5	2
Percentage of Upper Income Tracts	20.00%	7.69%
Number of NA Income Tracts	0	0
Percentage of NA Income Tracts	0.00%	0.00%

Butler, MISSOURI

Census Tract	2021		2022		Change in Tract Income Class from 2021 through 2022
	Tract Income Class	Minority Tract	Tract Income Class	Minority Tract	
29023950201	MIDDLE	NO	MIDDLE	NO	No Change
29023950202	MIDDLE	NO	MODERATE	NO	MIDDLE to MODERATE
29023950300	MIDDLE	NO			Not Applicable
29023950301			UPPER	NO	Not Applicable
29023950302			UPPER	NO	Not Applicable
29023950400	MODERATE	NO	MODERATE	NO	No Change
29023950500	MODERATE	NO	MODERATE	NO	No Change
29023950600	MIDDLE	NO	MIDDLE	NO	No Change
29023950700	MODERATE	NO	LOW	NO	MODERATE to LOW
29023950800	MIDDLE	NO	MIDDLE	NO	No Change
29023950900	MODERATE	NO	MIDDLE	NO	MODERATE to MIDDLE

Butler, MISSOURI

Census Tract	2021		2022		Change in Tract Income Class from 2021 through 2022
	Tract Income Class	Minority Tract	Tract Income Class	Minority Tract	
29023950100	MIDDLE	NO			Not Applicable
29023950101			MIDDLE	NO	Not Applicable
29023950102			MIDDLE	NO	Not Applicable



Butler, MISSOURI

Census Tract	2021		2022		Change in Tract Income Class from 2021 through 2022
	Tract Income Class	Minority Tract	Tract Income Class	Minority Tract	

Summary Data: Butler	2021	2022
Number of Census Tracts	10	12
Number of Minority Tracts	0	0
Percentage of Minority Tracts	0.00%	0.00%
Number of Low Income Tracts	0	1
Percentage of Low Income Tracts	0.00%	8.33%
Number of Moderate Income Tracts	4	3
Percentage of Moderate Income Tracts	40.00%	25.00%
Number of Middle Income Tracts	6	6
Percentage of Middle Income Tracts	60.00%	50.00%
Number of Upper Income Tracts	0	2
Percentage of Upper Income Tracts	0.00%	16.67%
Number of NA Income Tracts	0	0
Percentage of NA Income Tracts	0.00%	0.00%

Caldwell, MISSOURI

Census Tract	2021		2022		Change in Tract Income Class from 2021 through 2022
	Tract Income Class	Minority Tract	Tract Income Class	Minority Tract	
29025950100	MODERATE	NO	MODERATE	NO	No Change
29025950200	MODERATE	NO			Not Applicable
29025950201			MIDDLE	NO	Not Applicable

Caldwell, MISSOURI

Census Tract	2021		2022		Change in Tract Income Class from 2021 through 2022
	Tract Income Class	Minority Tract	Tract Income Class	Minority Tract	
29025950202			MODERATE	NO	Not Applicable

Summary Data: Caldwell	2021	2022
Number of Census Tracts	2	3
Number of Minority Tracts	0	0
Percentage of Minority Tracts	0.00%	0.00%
Number of Low Income Tracts	0	0
Percentage of Low Income Tracts	0.00%	0.00%
Number of Moderate Income Tracts	2	2
Percentage of Moderate Income Tracts	100.00%	66.67%
Number of Middle Income Tracts	0	1
Percentage of Middle Income Tracts	0.00%	33.33%
Number of Upper Income Tracts	0	0
Percentage of Upper Income Tracts	0.00%	0.00%
Number of NA Income Tracts	0	0
Percentage of NA Income Tracts	0.00%	0.00%

Callaway, MISSOURI

Census Tract	2021		2022		Change in Tract Income Class from 2021 through 2022
	Tract Income Class	Minority Tract	Tract Income Class	Minority Tract	
29027070100	MODERATE	NO	MIDDLE	NO	MODERATE to MIDDLE
29027070200	MIDDLE	NO	MIDDLE	NO	No Change



Callaway, MISSOURI

Census Tract	2021		2022		Change in Tract Income Class from 2021 through 2022
	Tract Income Class	Minority Tract	Tract Income Class	Minority Tract	
29027070300	MIDDLE	NO			Not Applicable
29027070301			MIDDLE	NO	Not Applicable
29027070302			MIDDLE	NO	Not Applicable
29027070400	MIDDLE	NO	MODERATE	NO	MIDDLE to MODERATE
29027070500	MIDDLE	NO	MIDDLE	NO	No Change
29027070600	MIDDLE	NO			Not Applicable
29027070601			MIDDLE	NO	Not Applicable
29027070602			MODERATE	NO	Not Applicable
29027070700	MIDDLE	NO			Not Applicable
29027070701			MIDDLE	NO	Not Applicable
29027070702			MIDDLE	NO	Not Applicable
29027070800	MIDDLE	NO	MIDDLE	NO	No Change

Callaway, MISSOURI

Census Tract	2021		2022		Change in Tract Income Class from 2021 through 2022
	Tract Income Class	Minority Tract	Tract Income Class	Minority Tract	

Summary Data: Callaway	2021	2022
Number of Census Tracts	8	11
Number of Minority Tracts	0	0
Percentage of Minority Tracts	0.00%	0.00%
Number of Low Income Tracts	0	0
Percentage of Low Income Tracts	0.00%	0.00%
Number of Moderate Income Tracts	1	2
Percentage of Moderate Income Tracts	12.50%	18.18%
Number of Middle Income Tracts	7	9
Percentage of Middle Income Tracts	87.50%	81.82%
Number of Upper Income Tracts	0	0
Percentage of Upper Income Tracts	0.00%	0.00%
Number of NA Income Tracts	0	0
Percentage of NA Income Tracts	0.00%	0.00%

Camden, MISSOURI

Census Tract	2021		2022		Change in Tract Income Class from 2021 through 2022
	Tract Income Class	Minority Tract	Tract Income Class	Minority Tract	
29029950100	UPPER	NO			Not Applicable
29029950101			UPPER	NO	Not Applicable
29029950102			UPPER	NO	Not Applicable



GeoDataVision Report D-1 Census Tract Reference Book 2021/2022: MISSOURI

Camden, MISSOURI

Census Tract	2021		2022		Change in Tract Income Class from 2021 through 2022
	Tract Income Class	Minority Tract	Tract Income Class	Minority Tract	
29029950200	MIDDLE	NO			Not Applicable
29029950201			UPPER	NO	Not Applicable
29029950202			UPPER	NO	Not Applicable
29029950300	UPPER	NO			Not Applicable
29029950301			UPPER	NO	Not Applicable
29029950302			UPPER	NO	Not Applicable
29029950400	MIDDLE	NO			Not Applicable
29029950401			MIDDLE	NO	Not Applicable
29029950402			UPPER	NO	Not Applicable
29029950500	MIDDLE	NO	UPPER	NO	MIDDLE to UPPER
29029950600	UPPER	NO	UPPER	NO	No Change
29029950700	MIDDLE	NO			Not Applicable
29029950701			MIDDLE	NO	Not Applicable
29029950702			MIDDLE	NO	Not Applicable
29029950800	MIDDLE	NO			Not Applicable
29029950801			MIDDLE	NO	Not Applicable
29029950802			UPPER	NO	Not Applicable
29029950900	MIDDLE	NO	MIDDLE	NO	No Change
29029951100	UPPER	NO			Not Applicable
29029951101			UPPER	NO	Not Applicable
29029951102			MIDDLE	NO	Not Applicable
29029951200	MIDDLE	NO			Not Applicable
29029951201			MIDDLE	NO	Not Applicable
29029951202			UPPER	NO	Not Applicable

Camden, MISSOURI

Census Tract	2021		2022		Change in Tract Income Class from 2021 through 2022
	Tract Income Class	Minority Tract	Tract Income Class	Minority Tract	

Summary Data: Camden	2021	2022
Number of Census Tracts	11	19
Number of Minority Tracts	0	0
Percentage of Minority Tracts	0.00%	0.00%
Number of Low Income Tracts	0	0
Percentage of Low Income Tracts	0.00%	0.00%
Number of Moderate Income Tracts	0	0
Percentage of Moderate Income Tracts	0.00%	0.00%
Number of Middle Income Tracts	7	7
Percentage of Middle Income Tracts	63.64%	36.84%
Number of Upper Income Tracts	4	12
Percentage of Upper Income Tracts	36.36%	63.16%
Number of NA Income Tracts	0	0
Percentage of NA Income Tracts	0.00%	0.00%

Cape Girardeau, MISSOURI

Census Tract	2021		2022		Change in Tract Income Class from 2021 through 2022
	Tract Income Class	Minority Tract	Tract Income Class	Minority Tract	
29031880100	MIDDLE	NO	MIDDLE	NO	No Change
29031880200	MIDDLE	NO	MIDDLE	NO	No Change
29031880300	MIDDLE	NO	MIDDLE	NO	No Change



Cape Girardeau, MISSOURI

Census Tract	2021		2022		Change in Tract Income Class from 2021 through 2022
	Tract Income Class	Minority Tract	Tract Income Class	Minority Tract	
29031880400	MIDDLE	NO			Not Applicable
29031880401			MIDDLE	NO	Not Applicable
29031880402			MIDDLE	NO	Not Applicable
29031880500	MIDDLE	NO			Not Applicable
29031880501			UPPER	NO	Not Applicable
29031880502			MIDDLE	NO	Not Applicable
29031880600	MIDDLE	NO	UPPER	NO	MIDDLE to UPPER
29031880700	UPPER	NO	MIDDLE	NO	UPPER to MIDDLE
29031880800	MIDDLE	NO	MIDDLE	NO	No Change
29031880900	MODERATE	NO	MODERATE	NO	No Change
29031881000	MODERATE	NO	MIDDLE	NO	MODERATE to MIDDLE
29031881100	UPPER	NO	MIDDLE	NO	UPPER to MIDDLE
29031881200	UPPER	NO	UPPER	NO	No Change
29031881300	MIDDLE	NO			Not Applicable
29031881301			MIDDLE	NO	Not Applicable
29031881302			MIDDLE	NO	Not Applicable
29031881400	LOW	YES	MODERATE	YES	LOW to MODERATE
29031881500	MIDDLE	NO	UPPER	NO	MIDDLE to UPPER
29031881600	MODERATE	NO	MODERATE	NO	No Change

Cape Girardeau, MISSOURI

Census Tract	2021		2022		Change in Tract Income Class from 2021 through 2022
	Tract Income Class	Minority Tract	Tract Income Class	Minority Tract	

Summary Data: Cape Girardeau	2021	2022
Number of Census Tracts	16	19
Number of Minority Tracts	1	1
Percentage of Minority Tracts	6.25%	5.26%
Number of Low Income Tracts	1	0
Percentage of Low Income Tracts	6.25%	0.00%
Number of Moderate Income Tracts	3	3
Percentage of Moderate Income Tracts	18.75%	15.79%
Number of Middle Income Tracts	9	12
Percentage of Middle Income Tracts	56.25%	63.16%
Number of Upper Income Tracts	3	4
Percentage of Upper Income Tracts	18.75%	21.05%
Number of NA Income Tracts	0	0
Percentage of NA Income Tracts	0.00%	0.00%

Carroll, MISSOURI

Census Tract	2021		2022		Change in Tract Income Class from 2021 through 2022
	Tract Income Class	Minority Tract	Tract Income Class	Minority Tract	
29033960100	MIDDLE	NO	MIDDLE	NO	No Change
29033960200	UPPER	NO	UPPER	NO	No Change
29033960300	MIDDLE	NO	MIDDLE	NO	No Change



Carroll, MISSOURI

Census Tract	2021		2022		Change in Tract Income Class from 2021 through 2022
	Tract Income Class	Minority Tract	Tract Income Class	Minority Tract	

Summary Data: Carroll	2021	2022
Number of Census Tracts	3	3
Number of Minority Tracts	0	0
Percentage of Minority Tracts	0.00%	0.00%
Number of Low Income Tracts	0	0
Percentage of Low Income Tracts	0.00%	0.00%
Number of Moderate Income Tracts	0	0
Percentage of Moderate Income Tracts	0.00%	0.00%
Number of Middle Income Tracts	2	2
Percentage of Middle Income Tracts	66.67%	66.67%
Number of Upper Income Tracts	1	1
Percentage of Upper Income Tracts	33.33%	33.33%
Number of NA Income Tracts	0	0
Percentage of NA Income Tracts	0.00%	0.00%

Carter, MISSOURI

Census Tract	2021		2022		Change in Tract Income Class from 2021 through 2022
	Tract Income Class	Minority Tract	Tract Income Class	Minority Tract	

Summary Data: Carter	2021	2022
Number of Census Tracts	2	2
Number of Minority Tracts	0	0
Percentage of Minority Tracts	0.00%	0.00%
Number of Low Income Tracts	0	0
Percentage of Low Income Tracts	0.00%	0.00%
Number of Moderate Income Tracts	0	0
Percentage of Moderate Income Tracts	0.00%	0.00%
Number of Middle Income Tracts	2	2
Percentage of Middle Income Tracts	100.00%	100.00%
Number of Upper Income Tracts	0	0
Percentage of Upper Income Tracts	0.00%	0.00%
Number of NA Income Tracts	0	0
Percentage of NA Income Tracts	0.00%	0.00%

Carter, MISSOURI

Census Tract	2021		2022		Change in Tract Income Class from 2021 through 2022
	Tract Income Class	Minority Tract	Tract Income Class	Minority Tract	
29035960100	MIDDLE	NO	MIDDLE	NO	No Change
29035960200	MIDDLE	NO	MIDDLE	NO	No Change

Cass, MISSOURI

Census Tract	2021		2022		Change in Tract Income Class from 2021 through 2022
	Tract Income Class	Minority Tract	Tract Income Class	Minority Tract	
29037060001	MIDDLE	NO	MIDDLE	NO	No Change
29037060003	MIDDLE	NO	MIDDLE	NO	No Change
29037060004	MIDDLE	NO	MIDDLE	NO	No Change



GeoDataVision Report D-1 Census Tract Reference Book 2021/2022: MISSOURI

Cass, MISSOURI

Census Tract	2021		2022		Change in Tract Income Class from 2021 through 2022
	Tract Income Class	Minority Tract	Tract Income Class	Minority Tract	
29037060100	MODERATE	NO	MODERATE	NO	No Change
29037060202	MIDDLE	NO	MODERATE	NO	MIDDLE to MODERATE
29037060301	MIDDLE	NO			Not Applicable
29037060302	MIDDLE	NO			Not Applicable
29037060305	UPPER	NO	UPPER	NO	No Change
29037060306			MIDDLE	NO	Not Applicable
29037060307			UPPER	NO	Not Applicable
29037060308			MIDDLE	NO	Not Applicable
29037060309			MIDDLE	NO	Not Applicable
29037060400	UPPER	NO			Not Applicable
29037060401			UPPER	NO	Not Applicable
29037060402			UPPER	NO	Not Applicable
29037060500	MIDDLE	NO	MIDDLE	NO	No Change
29037060600	MIDDLE	NO			Not Applicable
29037060601			MIDDLE	NO	Not Applicable
29037060602			MIDDLE	NO	Not Applicable
29037060700	MIDDLE	NO	MIDDLE	NO	No Change
29037060800	MIDDLE	NO	MIDDLE	NO	No Change
29037060904	MODERATE	NO	MODERATE	NO	No Change
29037061001	MIDDLE	NO	MIDDLE	NO	No Change
29037061002	MIDDLE	NO	MIDDLE	NO	No Change
29037061100	MIDDLE	NO	MIDDLE	NO	No Change
29037061200	MIDDLE	NO	MIDDLE	NO	No Change
29037061300	MODERATE	NO	MODERATE	NO	No Change
29037061400	MODERATE	NO	MODERATE	NO	No Change

Cass, MISSOURI

Census Tract	2021		2022		Change in Tract Income Class from 2021 through 2022
	Tract Income Class	Minority Tract	Tract Income Class	Minority Tract	

Summary Data: Cass	2021	2022
Number of Census Tracts	20	24
Number of Minority Tracts	0	0
Percentage of Minority Tracts	0.00%	0.00%
Number of Low Income Tracts	0	0
Percentage of Low Income Tracts	0.00%	0.00%
Number of Moderate Income Tracts	4	5
Percentage of Moderate Income Tracts	20.00%	20.83%
Number of Middle Income Tracts	14	15
Percentage of Middle Income Tracts	70.00%	62.50%
Number of Upper Income Tracts	2	4
Percentage of Upper Income Tracts	10.00%	16.67%
Number of NA Income Tracts	0	0
Percentage of NA Income Tracts	0.00%	0.00%

Cedar, MISSOURI

Census Tract	2021		2022		Change in Tract Income Class from 2021 through 2022
	Tract Income Class	Minority Tract	Tract Income Class	Minority Tract	
29039870100	MIDDLE	NO			Not Applicable
29039870101			MIDDLE	NO	Not Applicable
29039870102			MIDDLE	NO	Not Applicable



Cedar, MISSOURI

Census Tract	2021		2022		Change in Tract Income Class from 2021 through 2022
	Tract Income Class	Minority Tract	Tract Income Class	Minority Tract	
29039870200	MODERATE	NO	MODERATE	NO	No Change
29039870300	MIDDLE	NO	MIDDLE	NO	No Change

Summary Data: Cedar	2021	2022
Number of Census Tracts	3	4
Number of Minority Tracts	0	0
Percentage of Minority Tracts	0.00%	0.00%
Number of Low Income Tracts	0	0
Percentage of Low Income Tracts	0.00%	0.00%
Number of Moderate Income Tracts	1	1
Percentage of Moderate Income Tracts	33.33%	25.00%
Number of Middle Income Tracts	2	3
Percentage of Middle Income Tracts	66.67%	75.00%
Number of Upper Income Tracts	0	0
Percentage of Upper Income Tracts	0.00%	0.00%
Number of NA Income Tracts	0	0
Percentage of NA Income Tracts	0.00%	0.00%

Chariton, MISSOURI

Census Tract	2021		2022		Change in Tract Income Class from 2021 through 2022
	Tract Income Class	Minority Tract	Tract Income Class	Minority Tract	
29041470100	MIDDLE	NO	MIDDLE	NO	No Change

Chariton, MISSOURI

Census Tract	2021		2022		Change in Tract Income Class from 2021 through 2022
	Tract Income Class	Minority Tract	Tract Income Class	Minority Tract	
29041470200	MIDDLE	NO	MIDDLE	NO	No Change
29041470300	MIDDLE	NO	MIDDLE	NO	No Change

Summary Data: Chariton	2021	2022
Number of Census Tracts	3	3
Number of Minority Tracts	0	0
Percentage of Minority Tracts	0.00%	0.00%
Number of Low Income Tracts	0	0
Percentage of Low Income Tracts	0.00%	0.00%
Number of Moderate Income Tracts	0	0
Percentage of Moderate Income Tracts	0.00%	0.00%
Number of Middle Income Tracts	3	3
Percentage of Middle Income Tracts	100.00%	100.00%
Number of Upper Income Tracts	0	0
Percentage of Upper Income Tracts	0.00%	0.00%
Number of NA Income Tracts	0	0
Percentage of NA Income Tracts	0.00%	0.00%

Christian, MISSOURI

Census Tract	2021		2022		Change in Tract Income Class from 2021 through 2022
	Tract Income Class	Minority Tract	Tract Income Class	Minority Tract	
29043020101	MIDDLE	NO	MIDDLE	NO	No Change



GeoDataVision Report D-1 Census Tract Reference Book 2021/2022: MISSOURI

Christian, MISSOURI

Census Tract	2021		2022		Change in Tract Income Class from 2021 through 2022
	Tract Income Class	Minority Tract	Tract Income Class	Minority Tract	
29043020102	MIDDLE	NO	MIDDLE	NO	No Change
29043020201	UPPER	NO	UPPER	NO	No Change
29043020202	MIDDLE	NO	MIDDLE	NO	No Change
29043020203	MIDDLE	NO			Not Applicable
29043020204	MIDDLE	NO	MIDDLE	NO	No Change
29043020205	MIDDLE	NO	MIDDLE	NO	No Change
29043020206			MIDDLE	NO	Not Applicable
29043020207			UPPER	NO	Not Applicable
29043020302	MIDDLE	NO	MIDDLE	NO	No Change
29043020303	MIDDLE	NO	MIDDLE	NO	No Change
29043020304	MIDDLE	NO	MIDDLE	NO	No Change
29043020305	MIDDLE	NO			Not Applicable
29043020306	MIDDLE	NO			Not Applicable
29043020307			UPPER	NO	Not Applicable
29043020308			MIDDLE	NO	Not Applicable
29043020309			MODERATE	NO	Not Applicable
29043020310			UPPER	NO	Not Applicable
29043020400	MIDDLE	NO			Not Applicable
29043020401			MIDDLE	NO	Not Applicable
29043020402			MIDDLE	NO	Not Applicable
29043020500	MIDDLE	NO			Not Applicable
29043020501			UPPER	NO	Not Applicable
29043020502			UPPER	NO	Not Applicable

Christian, MISSOURI

Census Tract	2021		2022		Change in Tract Income Class from 2021 through 2022
	Tract Income Class	Minority Tract	Tract Income Class	Minority Tract	

Summary Data: Christian	2021	2022
Number of Census Tracts	14	19
Number of Minority Tracts	0	0
Percentage of Minority Tracts	0.00%	0.00%
Number of Low Income Tracts	0	0
Percentage of Low Income Tracts	0.00%	0.00%
Number of Moderate Income Tracts	0	1
Percentage of Moderate Income Tracts	0.00%	5.26%
Number of Middle Income Tracts	13	12
Percentage of Middle Income Tracts	92.86%	63.16%
Number of Upper Income Tracts	1	6
Percentage of Upper Income Tracts	7.14%	31.58%
Number of NA Income Tracts	0	0
Percentage of NA Income Tracts	0.00%	0.00%

Clark, MISSOURI

Census Tract	2021		2022		Change in Tract Income Class from 2021 through 2022
	Tract Income Class	Minority Tract	Tract Income Class	Minority Tract	
29045950100	MIDDLE	NO	UPPER	NO	MIDDLE to UPPER
29045950200	MIDDLE	NO	MIDDLE	NO	No Change
29045950300	MIDDLE	NO	MIDDLE	NO	No Change



Clark, MISSOURI

Census Tract	2021		2022		Change in Tract Income Class from 2021 through 2022
	Tract Income Class	Minority Tract	Tract Income Class	Minority Tract	

Summary Data: Clark	2021	2022
Number of Census Tracts	3	3
Number of Minority Tracts	0	0
Percentage of Minority Tracts	0.00%	0.00%
Number of Low Income Tracts	0	0
Percentage of Low Income Tracts	0.00%	0.00%
Number of Moderate Income Tracts	0	0
Percentage of Moderate Income Tracts	0.00%	0.00%
Number of Middle Income Tracts	3	2
Percentage of Middle Income Tracts	100.00%	66.67%
Number of Upper Income Tracts	0	1
Percentage of Upper Income Tracts	0.00%	33.33%
Number of NA Income Tracts	0	0
Percentage of NA Income Tracts	0.00%	0.00%

Clay, MISSOURI

Census Tract	2021		2022		Change in Tract Income Class from 2021 through 2022
	Tract Income Class	Minority Tract	Tract Income Class	Minority Tract	
29047020201	MODERATE	NO	MODERATE	NO	No Change
29047020202	MIDDLE	NO	UPPER	NO	MIDDLE to UPPER
29047020300	MODERATE	NO	MODERATE	NO	No Change

Clay, MISSOURI

Census Tract	2021		2022		Change in Tract Income Class from 2021 through 2022
	Tract Income Class	Minority Tract	Tract Income Class	Minority Tract	
29047020400	MODERATE	NO	MIDDLE	NO	MODERATE to MIDDLE
29047020500	MODERATE	NO	MODERATE	NO	No Change
29047020602	MODERATE	NO	MODERATE	NO	No Change
29047020603	MODERATE	NO	MODERATE	NO	No Change
29047020604	MIDDLE	NO	MODERATE	NO	MIDDLE to MODERATE
29047020801	MODERATE	NO			Not Applicable
29047020802			MODERATE	NO	Not Applicable
29047020803			MODERATE	NO	Not Applicable
29047020901	MIDDLE	NO	MIDDLE	NO	No Change
29047020902	MIDDLE	NO	MIDDLE	NO	No Change
29047021001	MODERATE	NO	MODERATE	NO	No Change
29047021003	MIDDLE	NO	MIDDLE	NO	No Change
29047021004	MODERATE	NO	MIDDLE	NO	MODERATE to MIDDLE
29047021101	MODERATE	NO	MODERATE	NO	No Change
29047021102	MIDDLE	NO			Not Applicable
29047021103	MIDDLE	NO	MIDDLE	NO	No Change
29047021104			MIDDLE	NO	Not Applicable
29047021105			MIDDLE	NO	Not Applicable
29047021204	MIDDLE	NO	MODERATE	NO	MIDDLE to MODERATE
29047021205	UPPER	NO			Not Applicable
29047021206	UPPER	NO			Not Applicable
29047021207	MODERATE	NO			Not Applicable
29047021208	MIDDLE	NO	MODERATE	NO	MIDDLE to MODERATE
29047021209			MIDDLE	NO	Not Applicable
29047021210			MIDDLE	NO	Not Applicable
29047021211			MODERATE	NO	Not Applicable
29047021212			UPPER	NO	Not Applicable



GeoDataVision Report D-1 Census Tract Reference Book 2021/2022: MISSOURI

Clay, MISSOURI

Census Tract	2021		2022		Change in Tract Income Class from 2021 through 2022
	Tract Income Class	Minority Tract	Tract Income Class	Minority Tract	
29047021213			MIDDLE	NO	Not Applicable
29047021214			MIDDLE	NO	Not Applicable
29047021303	UPPER	NO	UPPER	NO	No Change
29047021305	UPPER	NO			Not Applicable
29047021306	MIDDLE	NO			Not Applicable
29047021307	MIDDLE	NO	UPPER	NO	MIDDLE to UPPER
29047021309	UPPER	NO	UPPER	NO	No Change
29047021310	UPPER	NO			Not Applicable
29047021311			UPPER	NO	Not Applicable
29047021312			UPPER	NO	Not Applicable
29047021313			UPPER	NO	Not Applicable
29047021314			MIDDLE	NO	Not Applicable
29047021401	UPPER	NO	MIDDLE	NO	UPPER to MIDDLE
29047021403	MODERATE	NO	MODERATE	NO	No Change
29047021404	UPPER	NO	MIDDLE	NO	UPPER to MIDDLE
29047021600	MIDDLE	NO			Not Applicable
29047021601			MIDDLE	NO	Not Applicable
29047021602			MIDDLE	NO	Not Applicable
29047021701	MODERATE	NO	MODERATE	NO	No Change
29047021702	MIDDLE	NO			Not Applicable
29047021703			MODERATE	NO	Not Applicable
29047021704			MIDDLE	NO	Not Applicable
29047021803	UPPER	NO			Not Applicable
29047021804	UPPER	NO			Not Applicable
29047021805	UPPER	NO			Not Applicable
29047021806	MIDDLE	NO	MIDDLE	NO	No Change
29047021807			MIDDLE	NO	Not Applicable

Clay, MISSOURI

Census Tract	2021		2022		Change in Tract Income Class from 2021 through 2022
	Tract Income Class	Minority Tract	Tract Income Class	Minority Tract	
29047021808			UPPER	NO	Not Applicable
29047021809			MIDDLE	NO	Not Applicable
29047021810			UPPER	NO	Not Applicable
29047021811			UPPER	NO	Not Applicable
29047021812			MIDDLE	NO	Not Applicable
29047021900	UPPER	NO	UPPER	NO	No Change
29047022000	MIDDLE	NO	MIDDLE	NO	No Change
29047022100	MODERATE	NO	MODERATE	NO	No Change
29047022200	MIDDLE	NO	MIDDLE	NO	No Change
29047022301	MIDDLE	NO	MIDDLE	NO	No Change
29047022302	MIDDLE	NO	UPPER	NO	MIDDLE to UPPER



Clay, MISSOURI

Census Tract	2021		2022		Change in Tract Income Class from 2021 through 2022
	Tract Income Class	Minority Tract	Tract Income Class	Minority Tract	

Summary Data: Clay	2021	2022
Number of Census Tracts	44	55
Number of Minority Tracts	0	0
Percentage of Minority Tracts	0.00%	0.00%
Number of Low Income Tracts	0	0
Percentage of Low Income Tracts	0.00%	0.00%
Number of Moderate Income Tracts	14	17
Percentage of Moderate Income Tracts	31.82%	30.91%
Number of Middle Income Tracts	18	25
Percentage of Middle Income Tracts	40.91%	45.45%
Number of Upper Income Tracts	12	13
Percentage of Upper Income Tracts	27.27%	23.64%
Number of NA Income Tracts	0	0
Percentage of NA Income Tracts	0.00%	0.00%

Clinton, MISSOURI

Census Tract	2021		2022		Change in Tract Income Class from 2021 through 2022
	Tract Income Class	Minority Tract	Tract Income Class	Minority Tract	
29049960100	MODERATE	NO	MODERATE	NO	No Change
29049960200	MIDDLE	NO			Not Applicable
29049960201			MIDDLE	NO	Not Applicable

Clinton, MISSOURI

Census Tract	2021		2022		Change in Tract Income Class from 2021 through 2022
	Tract Income Class	Minority Tract	Tract Income Class	Minority Tract	
29049960202			MIDDLE	NO	Not Applicable
29049960300	MIDDLE	NO	MIDDLE	NO	No Change
29049960400	MIDDLE	NO	MIDDLE	NO	No Change

Summary Data: Clinton	2021	2022
Number of Census Tracts	4	5
Number of Minority Tracts	0	0
Percentage of Minority Tracts	0.00%	0.00%
Number of Low Income Tracts	0	0
Percentage of Low Income Tracts	0.00%	0.00%
Number of Moderate Income Tracts	1	1
Percentage of Moderate Income Tracts	25.00%	20.00%
Number of Middle Income Tracts	3	4
Percentage of Middle Income Tracts	75.00%	80.00%
Number of Upper Income Tracts	0	0
Percentage of Upper Income Tracts	0.00%	0.00%
Number of NA Income Tracts	0	0
Percentage of NA Income Tracts	0.00%	0.00%

Cole, MISSOURI

Census Tract	2021		2022		Change in Tract Income Class from 2021 through 2022
	Tract Income Class	Minority Tract	Tract Income Class	Minority Tract	



GeoDataVision Report D-1 Census Tract Reference Book 2021/2022: MISSOURI

Cole, MISSOURI

Census Tract	2021		2022		Change in Tract Income Class from 2021 through 2022
	Tract Income Class	Minority Tract	Tract Income Class	Minority Tract	
29051010300	MIDDLE	NO	MIDDLE	NO	No Change
29051010400	UPPER	NO			Not Applicable
29051010401			UPPER	NO	Not Applicable
29051010402			MIDDLE	NO	Not Applicable
29051010500	MODERATE	NO	MODERATE	NO	No Change
29051010600	MODERATE	NO	MIDDLE	NO	MODERATE to MIDDLE
29051010701	UPPER	NO	MIDDLE	NO	UPPER to MIDDLE
29051010702	MIDDLE	NO	MIDDLE	NO	No Change
29051010800	UPPER	NO			Not Applicable
29051010801			MIDDLE	NO	Not Applicable
29051010802			UPPER	NO	Not Applicable
29051010900	MIDDLE	NO			Not Applicable
29051010901			UPPER	NO	Not Applicable
29051010902			MIDDLE	NO	Not Applicable
29051020198	UPPER	NO	UPPER	NO	No Change
29051020200	UPPER	NO	UPPER	NO	No Change
29051020300	MIDDLE	NO	MIDDLE	NO	No Change
29051020400	MIDDLE	NO	MIDDLE	NO	No Change
29051020500	MIDDLE	NO	MIDDLE	NO	No Change
29051020600	MIDDLE	NO	UPPER	NO	MIDDLE to UPPER
29051020700	LOW	NO	MODERATE	NO	LOW to MODERATE

Cole, MISSOURI

Census Tract	2021		2022		Change in Tract Income Class from 2021 through 2022
	Tract Income Class	Minority Tract	Tract Income Class	Minority Tract	

Summary Data: Cole	2021	2022
Number of Census Tracts	15	18
Number of Minority Tracts	0	0
Percentage of Minority Tracts	0.00%	0.00%
Number of Low Income Tracts	1	0
Percentage of Low Income Tracts	6.67%	0.00%
Number of Moderate Income Tracts	2	2
Percentage of Moderate Income Tracts	13.33%	11.11%
Number of Middle Income Tracts	7	10
Percentage of Middle Income Tracts	46.67%	55.56%
Number of Upper Income Tracts	5	6
Percentage of Upper Income Tracts	33.33%	33.33%
Number of NA Income Tracts	0	0
Percentage of NA Income Tracts	0.00%	0.00%

Cooper, MISSOURI

Census Tract	2021		2022		Change in Tract Income Class from 2021 through 2022
	Tract Income Class	Minority Tract	Tract Income Class	Minority Tract	
29053950100	MIDDLE	NO	MIDDLE	NO	No Change
29053950200	MODERATE	NO	MODERATE	NO	No Change
29053950300	MIDDLE	NO	MIDDLE	NO	No Change



Cooper, MISSOURI

Census Tract	2021		2022		Change in Tract Income Class from 2021 through 2022
	Tract Income Class	Minority Tract	Tract Income Class	Minority Tract	
29053950400	MIDDLE	NO	MODERATE	NO	MIDDLE to MODERATE
29053950500	MIDDLE	NO	MIDDLE	NO	No Change

Summary Data: Cooper	2021	2022
Number of Census Tracts	5	5
Number of Minority Tracts	0	0
Percentage of Minority Tracts	0.00%	0.00%
Number of Low Income Tracts	0	0
Percentage of Low Income Tracts	0.00%	0.00%
Number of Moderate Income Tracts	1	2
Percentage of Moderate Income Tracts	20.00%	40.00%
Number of Middle Income Tracts	4	3
Percentage of Middle Income Tracts	80.00%	60.00%
Number of Upper Income Tracts	0	0
Percentage of Upper Income Tracts	0.00%	0.00%
Number of NA Income Tracts	0	0
Percentage of NA Income Tracts	0.00%	0.00%

Crawford, MISSOURI

Census Tract	2021		2022		Change in Tract Income Class from 2021 through 2022
	Tract Income Class	Minority Tract	Tract Income Class	Minority Tract	
29055450102	MIDDLE	NO			Not Applicable
29055450103			MODERATE	NO	Not Applicable
29055450104			MIDDLE	NO	Not Applicable
29055450200	MIDDLE	NO	MIDDLE	NO	No Change
29055450301	MIDDLE	NO	UPPER	NO	MIDDLE to UPPER
29055450302	MIDDLE	NO	MODERATE	NO	MIDDLE to MODERATE
29055450400	MIDDLE	NO			Not Applicable
29055450401			MODERATE	NO	Not Applicable
29055450402			MIDDLE	NO	Not Applicable

Crawford, MISSOURI

Census Tract	2021		2022		Change in Tract Income Class from 2021 through 2022
	Tract Income Class	Minority Tract	Tract Income Class	Minority Tract	
29055450101	MIDDLE	NO	UPPER	NO	MIDDLE to UPPER



Crawford, MISSOURI

Census Tract	2021		2022		Change in Tract Income Class from 2021 through 2022
	Tract Income Class	Minority Tract	Tract Income Class	Minority Tract	

Summary Data: Crawford	2021	2022
Number of Census Tracts	6	8
Number of Minority Tracts	0	0
Percentage of Minority Tracts	0.00%	0.00%
Number of Low Income Tracts	0	0
Percentage of Low Income Tracts	0.00%	0.00%
Number of Moderate Income Tracts	0	3
Percentage of Moderate Income Tracts	0.00%	37.50%
Number of Middle Income Tracts	6	3
Percentage of Middle Income Tracts	100.00%	37.50%
Number of Upper Income Tracts	0	2
Percentage of Upper Income Tracts	0.00%	25.00%
Number of NA Income Tracts	0	0
Percentage of NA Income Tracts	0.00%	0.00%

Dade, MISSOURI

Census Tract	2021		2022		Change in Tract Income Class from 2021 through 2022
	Tract Income Class	Minority Tract	Tract Income Class	Minority Tract	
29057480100	MIDDLE	NO	MIDDLE	NO	No Change
29057480200	MIDDLE	NO	MIDDLE	NO	No Change

Dade, MISSOURI

Census Tract	2021		2022		Change in Tract Income Class from 2021 through 2022
	Tract Income Class	Minority Tract	Tract Income Class	Minority Tract	

Summary Data: Dade	2021	2022
Number of Census Tracts	2	2
Number of Minority Tracts	0	0
Percentage of Minority Tracts	0.00%	0.00%
Number of Low Income Tracts	0	0
Percentage of Low Income Tracts	0.00%	0.00%
Number of Moderate Income Tracts	0	0
Percentage of Moderate Income Tracts	0.00%	0.00%
Number of Middle Income Tracts	2	2
Percentage of Middle Income Tracts	100.00%	100.00%
Number of Upper Income Tracts	0	0
Percentage of Upper Income Tracts	0.00%	0.00%
Number of NA Income Tracts	0	0
Percentage of NA Income Tracts	0.00%	0.00%

Dallas, MISSOURI

Census Tract	2021		2022		Change in Tract Income Class from 2021 through 2022
	Tract Income Class	Minority Tract	Tract Income Class	Minority Tract	
29059480100	MODERATE	NO	MIDDLE	NO	MODERATE to MIDDLE
29059480200	MIDDLE	NO	LOW	NO	MIDDLE to LOW
29059480300	MODERATE	NO			Not Applicable



GeoDataVision Report D-1 Census Tract Reference Book 2021/2022: MISSOURI

Dallas, MISSOURI

Census Tract	2021		2022		Change in Tract Income Class from 2021 through 2022
	Tract Income Class	Minority Tract	Tract Income Class	Minority Tract	
29059480301			MODERATE	NO	Not Applicable
29059480302			MIDDLE	NO	Not Applicable

Summary Data: Dallas	2021	2022
Number of Census Tracts	3	4
Number of Minority Tracts	0	0
Percentage of Minority Tracts	0.00%	0.00%
Number of Low Income Tracts	0	1
Percentage of Low Income Tracts	0.00%	25.00%
Number of Moderate Income Tracts	2	1
Percentage of Moderate Income Tracts	66.67%	25.00%
Number of Middle Income Tracts	1	2
Percentage of Middle Income Tracts	33.33%	50.00%
Number of Upper Income Tracts	0	0
Percentage of Upper Income Tracts	0.00%	0.00%
Number of NA Income Tracts	0	0
Percentage of NA Income Tracts	0.00%	0.00%

Daviess, MISSOURI

Census Tract	2021		2022		Change in Tract Income Class from 2021 through 2022
	Tract Income Class	Minority Tract	Tract Income Class	Minority Tract	
29061470100	MIDDLE	NO	MIDDLE	NO	No Change

Daviess, MISSOURI

Census Tract	2021		2022		Change in Tract Income Class from 2021 through 2022
	Tract Income Class	Minority Tract	Tract Income Class	Minority Tract	
29061470200	MIDDLE	NO	MIDDLE	NO	No Change

Summary Data: Daviess	2021	2022
Number of Census Tracts	2	2
Number of Minority Tracts	0	0
Percentage of Minority Tracts	0.00%	0.00%
Number of Low Income Tracts	0	0
Percentage of Low Income Tracts	0.00%	0.00%
Number of Moderate Income Tracts	0	0
Percentage of Moderate Income Tracts	0.00%	0.00%
Number of Middle Income Tracts	2	2
Percentage of Middle Income Tracts	100.00%	100.00%
Number of Upper Income Tracts	0	0
Percentage of Upper Income Tracts	0.00%	0.00%
Number of NA Income Tracts	0	0
Percentage of NA Income Tracts	0.00%	0.00%

DeKalb, MISSOURI

Census Tract	2021		2022		Change in Tract Income Class from 2021 through 2022
	Tract Income Class	Minority Tract	Tract Income Class	Minority Tract	
29063080100	MIDDLE	NO			Not Applicable
29063080101			MIDDLE	NO	Not Applicable



DeKalb, MISSOURI

Census Tract	2021		2022		Change in Tract Income Class from 2021 through 2022
	Tract Income Class	Minority Tract	Tract Income Class	Minority Tract	
29063080102			UPPER	NO	Not Applicable
29063080200	MIDDLE	NO	MIDDLE	NO	No Change

Summary Data: DeKalb	2021	2022
Number of Census Tracts	2	3
Number of Minority Tracts	0	0
Percentage of Minority Tracts	0.00%	0.00%
Number of Low Income Tracts	0	0
Percentage of Low Income Tracts	0.00%	0.00%
Number of Moderate Income Tracts	0	0
Percentage of Moderate Income Tracts	0.00%	0.00%
Number of Middle Income Tracts	2	2
Percentage of Middle Income Tracts	100.00%	66.67%
Number of Upper Income Tracts	0	1
Percentage of Upper Income Tracts	0.00%	33.33%
Number of NA Income Tracts	0	0
Percentage of NA Income Tracts	0.00%	0.00%

Dent, MISSOURI

Census Tract	2021		2022		Change in Tract Income Class from 2021 through 2022
	Tract Income Class	Minority Tract	Tract Income Class	Minority Tract	
29065960200	MIDDLE	NO	MIDDLE	NO	No Change
29065960300	LOW	NO	MIDDLE	NO	LOW to MIDDLE
29065960400	MIDDLE	NO	MODERATE	NO	MIDDLE to MODERATE

Summary Data: Dent	2021	2022
Number of Census Tracts	4	4
Number of Minority Tracts	0	0
Percentage of Minority Tracts	0.00%	0.00%
Number of Low Income Tracts	1	0
Percentage of Low Income Tracts	25.00%	0.00%
Number of Moderate Income Tracts	0	1
Percentage of Moderate Income Tracts	0.00%	25.00%
Number of Middle Income Tracts	3	3
Percentage of Middle Income Tracts	75.00%	75.00%
Number of Upper Income Tracts	0	0
Percentage of Upper Income Tracts	0.00%	0.00%
Number of NA Income Tracts	0	0
Percentage of NA Income Tracts	0.00%	0.00%

Dent, MISSOURI

Census Tract	2021		2022		Change in Tract Income Class from 2021 through 2022
	Tract Income Class	Minority Tract	Tract Income Class	Minority Tract	
29065960100	MIDDLE	NO	MIDDLE	NO	No Change

Douglas, MISSOURI

Census Tract	2021		2022		Change in Tract Income Class from 2021 through 2022
	Tract Income Class	Minority Tract	Tract Income Class	Minority Tract	



Douglas, MISSOURI

Census Tract	2021		2022		Change in Tract Income Class from 2021 through 2022
	Tract Income Class	Minority Tract	Tract Income Class	Minority Tract	
29067950100	MIDDLE	NO	MIDDLE	NO	No Change
29067950200	MODERATE	NO	MIDDLE	NO	MODERATE to MIDDLE
29067950500	MODERATE	NO	MIDDLE	NO	MODERATE to MIDDLE

Summary Data: Douglas	2021	2022
Number of Census Tracts	3	3
Number of Minority Tracts	0	0
Percentage of Minority Tracts	0.00%	0.00%
Number of Low Income Tracts	0	0
Percentage of Low Income Tracts	0.00%	0.00%
Number of Moderate Income Tracts	2	0
Percentage of Moderate Income Tracts	66.67%	0.00%
Number of Middle Income Tracts	1	3
Percentage of Middle Income Tracts	33.33%	100.00%
Number of Upper Income Tracts	0	0
Percentage of Upper Income Tracts	0.00%	0.00%
Number of NA Income Tracts	0	0
Percentage of NA Income Tracts	0.00%	0.00%

Dunklin, MISSOURI

Census Tract	2021		2022		Change in Tract Income Class from 2021 through 2022
	Tract Income Class	Minority Tract	Tract Income Class	Minority Tract	
29069360100	MODERATE	NO	MODERATE	NO	No Change
29069360200	MODERATE	NO	MIDDLE	NO	MODERATE to MIDDLE
29069360300	MODERATE	NO	MODERATE	NO	No Change
29069360400	MIDDLE	NO	MIDDLE	NO	No Change
29069360500	MODERATE	NO	MODERATE	NO	No Change
29069360600	MODERATE	NO	MIDDLE	NO	MODERATE to MIDDLE
29069360700	MIDDLE	NO	MIDDLE	NO	No Change
29069360800	MIDDLE	NO	MODERATE	NO	MIDDLE to MODERATE
29069360900	UPPER	NO	MIDDLE	NO	UPPER to MIDDLE
29069361000	MODERATE	NO	MODERATE	NO	No Change

Dunklin, MISSOURI

Census Tract	2021		2022		Change in Tract Income Class from 2021 through 2022
	Tract Income Class	Minority Tract	Tract Income Class	Minority Tract	



Dunklin, MISSOURI

Census Tract	2021		2022		Change in Tract Income Class from 2021 through 2022
	Tract Income Class	Minority Tract	Tract Income Class	Minority Tract	

Summary Data: Dunklin	2021	2022
Number of Census Tracts	10	10
Number of Minority Tracts	0	0
Percentage of Minority Tracts	0.00%	0.00%
Number of Low Income Tracts	0	0
Percentage of Low Income Tracts	0.00%	0.00%
Number of Moderate Income Tracts	6	5
Percentage of Moderate Income Tracts	60.00%	50.00%
Number of Middle Income Tracts	3	5
Percentage of Middle Income Tracts	30.00%	50.00%
Number of Upper Income Tracts	1	0
Percentage of Upper Income Tracts	10.00%	0.00%
Number of NA Income Tracts	0	0
Percentage of NA Income Tracts	0.00%	0.00%

Franklin, MISSOURI

Census Tract	2021		2022		Change in Tract Income Class from 2021 through 2022
	Tract Income Class	Minority Tract	Tract Income Class	Minority Tract	
29071800100	MIDDLE	NO			Not Applicable
29071800101			MIDDLE	NO	Not Applicable
29071800102			UPPER	NO	Not Applicable

Franklin, MISSOURI

Census Tract	2021		2022		Change in Tract Income Class from 2021 through 2022
	Tract Income Class	Minority Tract	Tract Income Class	Minority Tract	
29071800103			MIDDLE	NO	Not Applicable
29071800104			UPPER	NO	Not Applicable
29071800201	MODERATE	NO	MODERATE	NO	No Change
29071800202	MIDDLE	NO	MIDDLE	NO	No Change
29071800300	MIDDLE	NO			Not Applicable
29071800301			UPPER	NO	Not Applicable
29071800302			MIDDLE	NO	Not Applicable
29071800401	MIDDLE	NO	MIDDLE	NO	No Change
29071800402	MIDDLE	NO			Not Applicable
29071800403			MIDDLE	NO	Not Applicable
29071800404			MIDDLE	NO	Not Applicable
29071800500	MIDDLE	NO			Not Applicable
29071800501			MIDDLE	NO	Not Applicable
29071800502			MIDDLE	NO	Not Applicable
29071800601	MODERATE	NO			Not Applicable
29071800602	MIDDLE	NO			Not Applicable
29071800603			MIDDLE	NO	Not Applicable
29071800604			MODERATE	NO	Not Applicable
29071800605			MIDDLE	NO	Not Applicable
29071800606			MIDDLE	NO	Not Applicable
29071800701	MODERATE	NO			Not Applicable
29071800702	MIDDLE	NO	MIDDLE	NO	No Change
29071800703			MIDDLE	NO	Not Applicable
29071800704			MODERATE	NO	Not Applicable
29071800800	MIDDLE	NO			Not Applicable
29071800801			MIDDLE	NO	Not Applicable
29071800802			MIDDLE	NO	Not Applicable



Franklin, MISSOURI

Census Tract	2021		2022		Change in Tract Income Class from 2021 through 2022
	Tract Income Class	Minority Tract	Tract Income Class	Minority Tract	
29071800901	MODERATE	NO	MIDDLE	NO	MODERATE to MIDDLE
29071800902	MODERATE	NO			Not Applicable
29071800903			MODERATE	NO	Not Applicable
29071800904			MODERATE	NO	Not Applicable
29071801000	MIDDLE	NO	MODERATE	NO	MIDDLE to MODERATE
29071801101	MODERATE	NO	MODERATE	NO	No Change
29071801102	MIDDLE	NO	MIDDLE	NO	No Change

Summary Data: Franklin	2021	2022
Number of Census Tracts	17	28
Number of Minority Tracts	0	0
Percentage of Minority Tracts	0.00%	0.00%
Number of Low Income Tracts	0	0
Percentage of Low Income Tracts	0.00%	0.00%
Number of Moderate Income Tracts	6	7
Percentage of Moderate Income Tracts	35.29%	25.00%
Number of Middle Income Tracts	11	18
Percentage of Middle Income Tracts	64.71%	64.29%
Number of Upper Income Tracts	0	3
Percentage of Upper Income Tracts	0.00%	10.71%
Number of NA Income Tracts	0	0
Percentage of NA Income Tracts	0.00%	0.00%

Gasconade, MISSOURI

Census Tract	2021		2022		Change in Tract Income Class from 2021 through 2022
	Tract Income Class	Minority Tract	Tract Income Class	Minority Tract	
29073960100	MIDDLE	NO	UPPER	NO	MIDDLE to UPPER
29073960200	UPPER	NO	MIDDLE	NO	UPPER to MIDDLE
29073960300	MIDDLE	NO	UPPER	NO	MIDDLE to UPPER
29073960400	MIDDLE	NO	MIDDLE	NO	No Change
29073960500	MIDDLE	NO	UPPER	NO	MIDDLE to UPPER

Summary Data: Gasconade	2021	2022
Number of Census Tracts	5	5
Number of Minority Tracts	0	0
Percentage of Minority Tracts	0.00%	0.00%
Number of Low Income Tracts	0	0
Percentage of Low Income Tracts	0.00%	0.00%
Number of Moderate Income Tracts	0	0
Percentage of Moderate Income Tracts	0.00%	0.00%
Number of Middle Income Tracts	4	2
Percentage of Middle Income Tracts	80.00%	40.00%
Number of Upper Income Tracts	1	3
Percentage of Upper Income Tracts	20.00%	60.00%
Number of NA Income Tracts	0	0
Percentage of NA Income Tracts	0.00%	0.00%



GeoDataVision Report D-1 Census Tract Reference Book 2021/2022: MISSOURI

Gentry, MISSOURI

Census Tract	2021		2022		Change in Tract Income Class from 2021 through 2022
	Tract Income Class	Minority Tract	Tract Income Class	Minority Tract	
29075960100	MIDDLE	NO	MIDDLE	NO	No Change
29075960200	MIDDLE	NO	UPPER	NO	MIDDLE to UPPER

Summary Data: Gentry	2021	2022
Number of Census Tracts	2	2
Number of Minority Tracts	0	0
Percentage of Minority Tracts	0.00%	0.00%
Number of Low Income Tracts	0	0
Percentage of Low Income Tracts	0.00%	0.00%
Number of Moderate Income Tracts	0	0
Percentage of Moderate Income Tracts	0.00%	0.00%
Number of Middle Income Tracts	2	1
Percentage of Middle Income Tracts	100.00%	50.00%
Number of Upper Income Tracts	0	1
Percentage of Upper Income Tracts	0.00%	50.00%
Number of NA Income Tracts	0	0
Percentage of NA Income Tracts	0.00%	0.00%

Greene, MISSOURI

Census Tract	2021		2022		Change in Tract Income Class from 2021 through 2022
	Tract Income Class	Minority Tract	Tract Income Class	Minority Tract	
29077000100	MODERATE	NO			Not Applicable

Greene, MISSOURI

Census Tract	2021		2022		Change in Tract Income Class from 2021 through 2022
	Tract Income Class	Minority Tract	Tract Income Class	Minority Tract	
29077000101			NA	NO	Not Applicable
29077000102			NA	NO	Not Applicable
29077000200	NA	NO	LOW	NO	NA to LOW
29077000300	UPPER	NO	MIDDLE	NO	UPPER to MIDDLE
29077000400	LOW	NO	MODERATE	NO	LOW to MODERATE
29077000501	LOW	NO	LOW	NO	No Change
29077000502	LOW	NO	LOW	NO	No Change
29077000600	MODERATE	NO	MODERATE	NO	No Change
29077000700	MODERATE	NO	MIDDLE	NO	MODERATE to MIDDLE
29077000800	MODERATE	NO	MODERATE	NO	No Change
29077000900	MIDDLE	NO	MIDDLE	NO	No Change
29077001000	UPPER	NO	UPPER	NO	No Change
29077001100	MODERATE	NO	MODERATE	NO	No Change
29077001200	MIDDLE	NO	MIDDLE	NO	No Change
29077001301	MIDDLE	NO	MIDDLE	NO	No Change
29077001302	MODERATE	NO	MIDDLE	NO	MODERATE to MIDDLE
29077001400	MODERATE	NO			Not Applicable
29077001401			LOW	NO	Not Applicable
29077001402			MODERATE	NO	Not Applicable
29077001500	MIDDLE	NO	MIDDLE	NO	No Change
29077001700	LOW	NO	MODERATE	NO	LOW to MODERATE
29077001800	MODERATE	NO	MODERATE	NO	No Change
29077001900	MODERATE	NO	MODERATE	NO	No Change
29077002200	MODERATE	NO	MODERATE	NO	No Change
29077002300	MODERATE	NO	MODERATE	NO	No Change
29077002402	MIDDLE	NO	MIDDLE	NO	No Change
29077002502	MIDDLE	NO	MIDDLE	NO	No Change



GeoDataVision Report D-1 Census Tract Reference Book 2021/2022: MISSOURI

Greene, MISSOURI

Census Tract	2021		2022		Change in Tract Income Class from 2021 through 2022
	Tract Income Class	Minority Tract	Tract Income Class	Minority Tract	
29077002600	UPPER	NO	UPPER	NO	No Change
29077002700	MIDDLE	NO	MIDDLE	NO	No Change
29077002800	MIDDLE	NO	MIDDLE	NO	No Change
29077002900	MIDDLE	NO	MIDDLE	NO	No Change
29077003002	MODERATE	NO			Not Applicable
29077003003			MODERATE	NO	Not Applicable
29077003004			MIDDLE	NO	Not Applicable
29077003100	MODERATE	NO	MODERATE	NO	No Change
29077003200	MODERATE	NO	MODERATE	NO	No Change
29077003300	LOW	NO	LOW	NO	No Change
29077003600	MODERATE	NO	MODERATE	NO	No Change
29077003700	UPPER	NO			Not Applicable
29077003701			UPPER	NO	Not Applicable
29077003702			UPPER	NO	Not Applicable
29077003800	UPPER	NO			Not Applicable
29077003801			UPPER	NO	Not Applicable
29077003802			UPPER	NO	Not Applicable
29077003900	MIDDLE	NO	UPPER	NO	MIDDLE to UPPER
29077004001	MIDDLE	NO			Not Applicable
29077004002	UPPER	NO	UPPER	NO	No Change
29077004003	UPPER	NO	UPPER	NO	No Change
29077004004			MIDDLE	NO	Not Applicable
29077004005			MIDDLE	NO	Not Applicable
29077004101	UPPER	NO			Not Applicable
29077004102	UPPER	NO			Not Applicable
29077004103	UPPER	NO			Not Applicable
29077004104			UPPER	NO	Not Applicable

Greene, MISSOURI

Census Tract	2021		2022		Change in Tract Income Class from 2021 through 2022
	Tract Income Class	Minority Tract	Tract Income Class	Minority Tract	
29077004105			UPPER	NO	Not Applicable
29077004106			UPPER	NO	Not Applicable
29077004107			MIDDLE	NO	Not Applicable
29077004108			UPPER	NO	Not Applicable
29077004109			UPPER	NO	Not Applicable
29077004201	UPPER	NO	MIDDLE	NO	UPPER to MIDDLE
29077004202	MIDDLE	NO	MIDDLE	NO	No Change
29077004301	MIDDLE	NO			Not Applicable
29077004302	MIDDLE	NO			Not Applicable
29077004303			UPPER	NO	Not Applicable
29077004304			MODERATE	NO	Not Applicable
29077004305			UPPER	NO	Not Applicable
29077004306			MIDDLE	NO	Not Applicable
29077004400	MIDDLE	NO			Not Applicable
29077004401			MIDDLE	NO	Not Applicable
29077004402			UPPER	NO	Not Applicable
29077004500	MIDDLE	NO	MIDDLE	NO	No Change
29077004600	MIDDLE	NO			Not Applicable
29077004601			MIDDLE	NO	Not Applicable
29077004602			UPPER	NO	Not Applicable
29077004700	UPPER	NO	MIDDLE	NO	UPPER to MIDDLE
29077004801	MIDDLE	NO			Not Applicable
29077004802	MIDDLE	NO	MIDDLE	NO	No Change
29077004803	MIDDLE	NO	MIDDLE	NO	No Change
29077004804			MODERATE	NO	Not Applicable
29077004805			UPPER	NO	Not Applicable
29077004900	MIDDLE	NO	UPPER	NO	MIDDLE to UPPER



GeoDataVision Report D-1 Census Tract Reference Book 2021/2022: MISSOURI

Greene, MISSOURI

Census Tract	2021		2022		Change in Tract Income Class from 2021 through 2022
	Tract Income Class	Minority Tract	Tract Income Class	Minority Tract	
29077005001	MIDDLE	NO	MIDDLE	NO	No Change
29077005002	MIDDLE	NO	UPPER	NO	MIDDLE to UPPER
29077005100	MIDDLE	NO	MIDDLE	NO	No Change
29077005200	MIDDLE	NO			Not Applicable
29077005201			UPPER	NO	Not Applicable
29077005202			MIDDLE	NO	Not Applicable
29077005500	MODERATE	NO	MODERATE	NO	No Change
29077005600	MODERATE	NO	MODERATE	NO	No Change
29077005700	MODERATE	NO	MODERATE	NO	No Change
29077005800	MODERATE	NO			Not Applicable
29077005801			UPPER	NO	Not Applicable
29077005802			MODERATE	NO	Not Applicable

Greene, MISSOURI

Census Tract	2021		2022		Change in Tract Income Class from 2021 through 2022
	Tract Income Class	Minority Tract	Tract Income Class	Minority Tract	

Summary Data: Greene	2021	2022
Number of Census Tracts	62	78
Number of Minority Tracts	0	0
Percentage of Minority Tracts	0.00%	0.00%
Number of Low Income Tracts	5	5
Percentage of Low Income Tracts	8.06%	6.41%
Number of Moderate Income Tracts	19	20
Percentage of Moderate Income Tracts	30.65%	25.64%
Number of Middle Income Tracts	25	28
Percentage of Middle Income Tracts	40.32%	35.90%
Number of Upper Income Tracts	12	23
Percentage of Upper Income Tracts	19.35%	29.49%
Number of NA Income Tracts	1	2
Percentage of NA Income Tracts	1.61%	2.56%

Grundy, MISSOURI

Census Tract	2021		2022		Change in Tract Income Class from 2021 through 2022
	Tract Income Class	Minority Tract	Tract Income Class	Minority Tract	
29079960100	MIDDLE	NO	UPPER	NO	MIDDLE to UPPER
29079960200	MIDDLE	NO	MIDDLE	NO	No Change
29079960300	MIDDLE	NO	MIDDLE	NO	No Change



GeoDataVision Report D-1 Census Tract Reference Book 2021/2022: MISSOURI

Grundy, MISSOURI

Census Tract	2021		2022		Change in Tract Income Class from 2021 through 2022
	Tract Income Class	Minority Tract	Tract Income Class	Minority Tract	
29079960400	MIDDLE	NO	MIDDLE	NO	No Change

Summary Data: Grundy	2021	2022
Number of Census Tracts	4	4
Number of Minority Tracts	0	0
Percentage of Minority Tracts	0.00%	0.00%
Number of Low Income Tracts	0	0
Percentage of Low Income Tracts	0.00%	0.00%
Number of Moderate Income Tracts	0	0
Percentage of Moderate Income Tracts	0.00%	0.00%
Number of Middle Income Tracts	4	3
Percentage of Middle Income Tracts	100.00%	75.00%
Number of Upper Income Tracts	0	1
Percentage of Upper Income Tracts	0.00%	25.00%
Number of NA Income Tracts	0	0
Percentage of NA Income Tracts	0.00%	0.00%

Harrison, MISSOURI

Census Tract	2021		2022		Change in Tract Income Class from 2021 through 2022
	Tract Income Class	Minority Tract	Tract Income Class	Minority Tract	
29081950100	MIDDLE	NO	MIDDLE	NO	No Change
29081950200	MIDDLE	NO	MIDDLE	NO	No Change

Harrison, MISSOURI

Census Tract	2021		2022		Change in Tract Income Class from 2021 through 2022
	Tract Income Class	Minority Tract	Tract Income Class	Minority Tract	
29081950300	MIDDLE	NO	MIDDLE	NO	No Change

Summary Data: Harrison	2021	2022
Number of Census Tracts	3	3
Number of Minority Tracts	0	0
Percentage of Minority Tracts	0.00%	0.00%
Number of Low Income Tracts	0	0
Percentage of Low Income Tracts	0.00%	0.00%
Number of Moderate Income Tracts	0	0
Percentage of Moderate Income Tracts	0.00%	0.00%
Number of Middle Income Tracts	3	3
Percentage of Middle Income Tracts	100.00%	100.00%
Number of Upper Income Tracts	0	0
Percentage of Upper Income Tracts	0.00%	0.00%
Number of NA Income Tracts	0	0
Percentage of NA Income Tracts	0.00%	0.00%

Henry, MISSOURI

Census Tract	2021		2022		Change in Tract Income Class from 2021 through 2022
	Tract Income Class	Minority Tract	Tract Income Class	Minority Tract	
29083950100	MIDDLE	NO	MIDDLE	NO	No Change
29083950200	MIDDLE	NO	MIDDLE	NO	No Change



Henry, MISSOURI

Census Tract	2021		2022		Change in Tract Income Class from 2021 through 2022
	Tract Income Class	Minority Tract	Tract Income Class	Minority Tract	
29083950300	UPPER	NO	UPPER	NO	No Change
29083950400	MIDDLE	NO	MIDDLE	NO	No Change
29083950500	MIDDLE	NO	MIDDLE	NO	No Change
29083950600	MIDDLE	NO	MIDDLE	NO	No Change

Summary Data: Henry	2021	2022
Number of Census Tracts	6	6
Number of Minority Tracts	0	0
Percentage of Minority Tracts	0.00%	0.00%
Number of Low Income Tracts	0	0
Percentage of Low Income Tracts	0.00%	0.00%
Number of Moderate Income Tracts	0	0
Percentage of Moderate Income Tracts	0.00%	0.00%
Number of Middle Income Tracts	5	5
Percentage of Middle Income Tracts	83.33%	83.33%
Number of Upper Income Tracts	1	1
Percentage of Upper Income Tracts	16.67%	16.67%
Number of NA Income Tracts	0	0
Percentage of NA Income Tracts	0.00%	0.00%

Hickory, MISSOURI

Census Tract	2021		2022		Change in Tract Income Class from 2021 through 2022
	Tract Income Class	Minority Tract	Tract Income Class	Minority Tract	
29085470100	MIDDLE	NO	MIDDLE	NO	No Change
29085470300	MIDDLE	NO	MIDDLE	NO	No Change
29085470500	MODERATE	NO			Not Applicable
29085470501			MODERATE	NO	Not Applicable
29085470502			MODERATE	NO	Not Applicable

Summary Data: Hickory	2021	2022
Number of Census Tracts	3	4
Number of Minority Tracts	0	0
Percentage of Minority Tracts	0.00%	0.00%
Number of Low Income Tracts	0	0
Percentage of Low Income Tracts	0.00%	0.00%
Number of Moderate Income Tracts	1	2
Percentage of Moderate Income Tracts	33.33%	50.00%
Number of Middle Income Tracts	2	2
Percentage of Middle Income Tracts	66.67%	50.00%
Number of Upper Income Tracts	0	0
Percentage of Upper Income Tracts	0.00%	0.00%
Number of NA Income Tracts	0	0
Percentage of NA Income Tracts	0.00%	0.00%



GeoDataVision Report D-1 Census Tract Reference Book 2021/2022: MISSOURI

Holt, MISSOURI

Census Tract	2021		2022		Change in Tract Income Class from 2021 through 2022
	Tract Income Class	Minority Tract	Tract Income Class	Minority Tract	
29087960100	MIDDLE	NO	MIDDLE	NO	No Change
29087960200	MIDDLE	NO	MIDDLE	NO	No Change
29087960300	MIDDLE	NO	MIDDLE	NO	No Change

Summary Data: Holt	2021	2022
Number of Census Tracts	3	3
Number of Minority Tracts	0	0
Percentage of Minority Tracts	0.00%	0.00%
Number of Low Income Tracts	0	0
Percentage of Low Income Tracts	0.00%	0.00%
Number of Moderate Income Tracts	0	0
Percentage of Moderate Income Tracts	0.00%	0.00%
Number of Middle Income Tracts	3	3
Percentage of Middle Income Tracts	100.00%	100.00%
Number of Upper Income Tracts	0	0
Percentage of Upper Income Tracts	0.00%	0.00%
Number of NA Income Tracts	0	0
Percentage of NA Income Tracts	0.00%	0.00%

Howard, MISSOURI

Census Tract	2021		2022		Change in Tract Income Class from 2021 through 2022
	Tract Income Class	Minority Tract	Tract Income Class	Minority Tract	

Howard, MISSOURI

Census Tract	2021		2022		Change in Tract Income Class from 2021 through 2022
	Tract Income Class	Minority Tract	Tract Income Class	Minority Tract	
29089960100	MIDDLE	NO	MODERATE	NO	MIDDLE to MODERATE
29089960200	MIDDLE	NO	MIDDLE	NO	No Change
29089960300	MODERATE	NO	MIDDLE	NO	MODERATE to MIDDLE

Summary Data: Howard	2021	2022
Number of Census Tracts	3	3
Number of Minority Tracts	0	0
Percentage of Minority Tracts	0.00%	0.00%
Number of Low Income Tracts	0	0
Percentage of Low Income Tracts	0.00%	0.00%
Number of Moderate Income Tracts	1	1
Percentage of Moderate Income Tracts	33.33%	33.33%
Number of Middle Income Tracts	2	2
Percentage of Middle Income Tracts	66.67%	66.67%
Number of Upper Income Tracts	0	0
Percentage of Upper Income Tracts	0.00%	0.00%
Number of NA Income Tracts	0	0
Percentage of NA Income Tracts	0.00%	0.00%

Howell, MISSOURI

Census Tract	2021		2022		Change in Tract Income Class from 2021 through 2022
	Tract Income Class	Minority Tract	Tract Income Class	Minority Tract	



Howell, MISSOURI

Census Tract	2021		2022		Change in Tract Income Class from 2021 through 2022
	Tract Income Class	Minority Tract	Tract Income Class	Minority Tract	
29091090100	MIDDLE	NO			Not Applicable
29091090101			MIDDLE	NO	Not Applicable
29091090102			MODERATE	NO	Not Applicable
29091090200	MODERATE	NO	MIDDLE	NO	MODERATE to MIDDLE
29091090300	MIDDLE	NO	MODERATE	NO	MIDDLE to MODERATE
29091090400	MIDDLE	NO	MODERATE	NO	MIDDLE to MODERATE
29091090500	MIDDLE	NO	MIDDLE	NO	No Change
29091090600	MIDDLE	NO	MIDDLE	NO	No Change
29091090700	MODERATE	NO	MODERATE	NO	No Change
29091090800	MIDDLE	NO			Not Applicable
29091090801			MODERATE	NO	Not Applicable
29091090802			MODERATE	NO	Not Applicable

Howell, MISSOURI

Census Tract	2021		2022		Change in Tract Income Class from 2021 through 2022
	Tract Income Class	Minority Tract	Tract Income Class	Minority Tract	
Summary Data: Howell			2021	2022	
Number of Census Tracts			8	10	
Number of Minority Tracts			0	0	
Percentage of Minority Tracts			0.00%	0.00%	
Number of Low Income Tracts			0	0	
Percentage of Low Income Tracts			0.00%	0.00%	
Number of Moderate Income Tracts			2	6	
Percentage of Moderate Income Tracts			25.00%	60.00%	
Number of Middle Income Tracts			6	4	
Percentage of Middle Income Tracts			75.00%	40.00%	
Number of Upper Income Tracts			0	0	
Percentage of Upper Income Tracts			0.00%	0.00%	
Number of NA Income Tracts			0	0	
Percentage of NA Income Tracts			0.00%	0.00%	

Iron, MISSOURI

Census Tract	2021		2022		Change in Tract Income Class from 2021 through 2022
	Tract Income Class	Minority Tract	Tract Income Class	Minority Tract	
29093950100	MIDDLE	NO	MIDDLE	NO	No Change
29093950200	MIDDLE	NO	MIDDLE	NO	No Change
29093950300	MIDDLE	NO	MIDDLE	NO	No Change



Iron, MISSOURI

Census Tract	2021		2022		Change in Tract Income Class from 2021 through 2022
	Tract Income Class	Minority Tract	Tract Income Class	Minority Tract	
29093950400	MODERATE	NO	MIDDLE	NO	MODERATE to MIDDLE

Summary Data: Iron	2021	2022
Number of Census Tracts	4	4
Number of Minority Tracts	0	0
Percentage of Minority Tracts	0.00%	0.00%
Number of Low Income Tracts	0	0
Percentage of Low Income Tracts	0.00%	0.00%
Number of Moderate Income Tracts	1	0
Percentage of Moderate Income Tracts	25.00%	0.00%
Number of Middle Income Tracts	3	4
Percentage of Middle Income Tracts	75.00%	100.00%
Number of Upper Income Tracts	0	0
Percentage of Upper Income Tracts	0.00%	0.00%
Number of NA Income Tracts	0	0
Percentage of NA Income Tracts	0.00%	0.00%

Jackson, MISSOURI

Census Tract	2021		2022		Change in Tract Income Class from 2021 through 2022
	Tract Income Class	Minority Tract	Tract Income Class	Minority Tract	
29095000300	LOW	YES	LOW	NO	No Change
29095000600	LOW	YES	MODERATE	YES	LOW to MODERATE

Jackson, MISSOURI

Census Tract	2021		2022		Change in Tract Income Class from 2021 through 2022
	Tract Income Class	Minority Tract	Tract Income Class	Minority Tract	
29095000700	MODERATE	YES	LOW	YES	MODERATE to LOW
29095000800	MODERATE	YES	MODERATE	YES	No Change
29095000900	LOW	YES	MODERATE	YES	LOW to MODERATE
29095001000	LOW	YES	LOW	YES	No Change
29095001100	MIDDLE	NO	NA	NO	MIDDLE to NA
29095001800	LOW	YES	LOW	YES	No Change
29095001900	LOW	YES	LOW	YES	No Change
29095002000	LOW	YES	MODERATE	YES	LOW to MODERATE
29095002100	LOW	YES	LOW	YES	No Change
29095002200	LOW	YES	LOW	YES	No Change
29095002300	LOW	YES	LOW	YES	No Change
29095003400	LOW	YES	MODERATE	YES	LOW to MODERATE
29095003700	LOW	YES	LOW	YES	No Change
29095003800	MODERATE	YES	MODERATE	YES	No Change
29095004300	MIDDLE	NO	MIDDLE	NO	No Change
29095004400	UPPER	NO	UPPER	NO	No Change
29095004600	MIDDLE	NO	UPPER	NO	MIDDLE to UPPER
29095005100	UPPER	NO	UPPER	NO	No Change
29095005200	LOW	YES	MODERATE	YES	LOW to MODERATE
29095005300	MIDDLE	YES	MIDDLE	YES	No Change
29095005400	MODERATE	YES	LOW	YES	MODERATE to LOW
29095005500	LOW	YES	LOW	YES	No Change
29095005601	LOW	YES	LOW	YES	No Change
29095005602	LOW	YES	LOW	YES	No Change
29095005700	LOW	YES	NA	YES	LOW to NA
29095005801	LOW	YES	MODERATE	YES	LOW to MODERATE
29095006000	MODERATE	YES	LOW	YES	MODERATE to LOW



GeoDataVision Report D-1 Census Tract Reference Book 2021/2022: MISSOURI

Jackson, MISSOURI					
Census Tract	2021		2022		Change in Tract Income Class from 2021 through 2022
	Tract Income Class	Minority Tract	Tract Income Class	Minority Tract	
29095006100	LOW	YES	MODERATE	YES	LOW to MODERATE
29095006300	LOW	YES	LOW	YES	No Change
29095006500	MODERATE	NO	MIDDLE	NO	MODERATE to MIDDLE
29095006600	UPPER	NO	UPPER	NO	No Change
29095006700	LOW	NO	MIDDLE	NO	LOW to MIDDLE
29095006900	MIDDLE	NO	UPPER	NO	MIDDLE to UPPER
29095007100	MIDDLE	NO	MIDDLE	NO	No Change
29095007200	UPPER	NO	UPPER	NO	No Change
29095007300	UPPER	NO			Not Applicable
29095007301			MODERATE	NO	Not Applicable
29095007302			NA	NO	Not Applicable
29095007400	UPPER	NO	UPPER	NO	No Change
29095007500	MODERATE	YES	MODERATE	NO	No Change
29095007600	LOW	YES	MODERATE	YES	LOW to MODERATE
29095007700	LOW	YES	LOW	YES	No Change
29095007802	MODERATE	YES	MODERATE	YES	No Change
29095007900	MODERATE	YES	LOW	YES	MODERATE to LOW
29095008000	LOW	YES	MODERATE	YES	LOW to MODERATE
29095008100	MODERATE	YES	MODERATE	YES	No Change
29095008200	UPPER	NO	MIDDLE	NO	UPPER to MIDDLE
29095008300	UPPER	NO	UPPER	NO	No Change
29095008400	UPPER	NO	UPPER	NO	No Change
29095008500	UPPER	NO	UPPER	NO	No Change
29095008600	UPPER	NO	UPPER	NO	No Change
29095008700	LOW	YES	MODERATE	YES	LOW to MODERATE
29095008800	LOW	YES	MODERATE	YES	LOW to MODERATE
29095008900	LOW	YES	MODERATE	YES	LOW to MODERATE

Jackson, MISSOURI					
Census Tract	2021		2022		Change in Tract Income Class from 2021 through 2022
	Tract Income Class	Minority Tract	Tract Income Class	Minority Tract	
29095009000	MODERATE	YES	MODERATE	YES	No Change
29095009100	UPPER	NO	MIDDLE	NO	UPPER to MIDDLE
29095009200	UPPER	NO	MIDDLE	NO	UPPER to MIDDLE
29095009300	MIDDLE	NO	MIDDLE	NO	No Change
29095009400	MODERATE	NO	MIDDLE	NO	MODERATE to MIDDLE
29095009500	LOW	YES	LOW	YES	No Change
29095009600	LOW	YES	LOW	YES	No Change
29095009700	LOW	YES	LOW	YES	No Change
29095009800	MIDDLE	NO	MIDDLE	NO	No Change
29095009900	MIDDLE	NO	MIDDLE	NO	No Change
29095010001	MIDDLE	NO	MIDDLE	NO	No Change
29095010002	MODERATE	YES	MIDDLE	YES	MODERATE to MIDDLE
29095010103	MODERATE	YES	MIDDLE	YES	MODERATE to MIDDLE
29095010105	MIDDLE	NO	MIDDLE	NO	No Change
29095010201	LOW	YES	LOW	YES	No Change
29095010203	MIDDLE	NO	MIDDLE	NO	No Change
29095010204	MODERATE	NO	MODERATE	NO	No Change
29095010500	MODERATE	YES	MODERATE	YES	No Change
29095010600	MODERATE	NO	MIDDLE	NO	MODERATE to MIDDLE
29095010702	MODERATE	YES	LOW	YES	MODERATE to LOW
29095011000	LOW	NO			Not Applicable
29095011001			MODERATE	NO	Not Applicable
29095011002			LOW	NO	Not Applicable
29095011100	MODERATE	NO	MODERATE	NO	No Change
29095011200	MODERATE	NO	MODERATE	NO	No Change
29095011300	MODERATE	NO	MIDDLE	NO	MODERATE to MIDDLE
29095011401	MIDDLE	NO			Not Applicable



GeoDataVision Report D-1 Census Tract Reference Book 2021/2022: MISSOURI

Jackson, MISSOURI					
Census Tract	2021		2022		Change in Tract Income Class from 2021 through 2022
	Tract Income Class	Minority Tract	Tract Income Class	Minority Tract	
29095011405	LOW	NO	LOW	YES	No Change
29095011406	MODERATE	NO	MODERATE	NO	No Change
29095011407			MIDDLE	NO	Not Applicable
29095011408			MODERATE	NO	Not Applicable
29095011409			MIDDLE	NO	Not Applicable
29095011410			MODERATE	NO	Not Applicable
29095011500	MODERATE	NO			Not Applicable
29095011501			LOW	NO	Not Applicable
29095011502			MODERATE	NO	Not Applicable
29095011600	MODERATE	NO			Not Applicable
29095011601			LOW	NO	Not Applicable
29095011602			MODERATE	NO	Not Applicable
29095011700	MODERATE	NO			Not Applicable
29095011701			LOW	NO	Not Applicable
29095011702			LOW	NO	Not Applicable
29095011800	LOW	NO	MODERATE	NO	LOW to MODERATE
29095011900	MODERATE	NO	MODERATE	NO	No Change
29095012000	MIDDLE	NO	MODERATE	NO	MIDDLE to MODERATE
29095012100	MODERATE	NO	MODERATE	NO	No Change
29095012200	MIDDLE	NO	MODERATE	NO	MIDDLE to MODERATE
29095012300	MODERATE	NO	MODERATE	NO	No Change
29095012400	MIDDLE	NO	MODERATE	NO	MIDDLE to MODERATE
29095012501	MODERATE	NO	MODERATE	YES	No Change
29095012502	MIDDLE	NO	MODERATE	NO	MIDDLE to MODERATE
29095012600	MODERATE	NO	MIDDLE	NO	MODERATE to MIDDLE
29095012701	MIDDLE	NO			Not Applicable
29095012702			MIDDLE	NO	Not Applicable

Jackson, MISSOURI					
Census Tract	2021		2022		Change in Tract Income Class from 2021 through 2022
	Tract Income Class	Minority Tract	Tract Income Class	Minority Tract	
29095012703			MIDDLE	NO	Not Applicable
29095012802	MIDDLE	NO	MIDDLE	NO	No Change
29095012803	MIDDLE	NO	MODERATE	NO	MIDDLE to MODERATE
29095012804	MODERATE	YES	MODERATE	YES	No Change
29095012903	MODERATE	YES	MODERATE	YES	No Change
29095012904	MIDDLE	YES	MODERATE	YES	MIDDLE to MODERATE
29095012906	MODERATE	YES	MODERATE	YES	No Change
29095013003	MODERATE	YES	MODERATE	YES	No Change
29095013100	MODERATE	YES	MODERATE	YES	No Change
29095013203	LOW	YES	LOW	YES	No Change
29095013208	LOW	YES	MODERATE	YES	LOW to MODERATE
29095013210	MODERATE	YES	LOW	YES	MODERATE to LOW
29095013301	MODERATE	NO	MODERATE	NO	No Change
29095013307	MODERATE	YES	NA	YES	MODERATE to NA
29095013309	MODERATE	YES	MODERATE	YES	No Change
29095013313	MIDDLE	YES	MIDDLE	YES	No Change
29095013401	LOW	YES	MODERATE	YES	LOW to MODERATE
29095013405	LOW	NO	MODERATE	NO	LOW to MODERATE
29095013407	UPPER	NO	MIDDLE	NO	UPPER to MIDDLE
29095013408	MIDDLE	NO			Not Applicable
29095013410	MODERATE	NO	MODERATE	NO	No Change
29095013416	MIDDLE	YES	MIDDLE	YES	No Change
29095013417			MODERATE	NO	Not Applicable
29095013418			MIDDLE	NO	Not Applicable
29095013502	MIDDLE	NO	MIDDLE	NO	No Change
29095013504	UPPER	NO	UPPER	NO	No Change
29095013606	UPPER	NO	UPPER	NO	No Change



Tracts with empty cells are new or discontinued tracts

GeoDataVision Report D-1 Census Tract Reference Book 2021/2022: MISSOURI

Jackson, MISSOURI					
Census Tract	2021		2022		Change in Tract Income Class from 2021 through 2022
	Tract Income Class	Minority Tract	Tract Income Class	Minority Tract	
29095013608	MIDDLE	NO			Not Applicable
29095013612	UPPER	NO	UPPER	NO	No Change
29095013613			MIDDLE	NO	Not Applicable
29095013614			UPPER	NO	Not Applicable
29095013615			MIDDLE	NO	Not Applicable
29095013703	MODERATE	NO			Not Applicable
29095013704	UPPER	NO			Not Applicable
29095013705			MIDDLE	NO	Not Applicable
29095013706			MODERATE	NO	Not Applicable
29095013707			MIDDLE	NO	Not Applicable
29095013708			MIDDLE	NO	Not Applicable
29095013801	MIDDLE	NO	MIDDLE	NO	No Change
29095013802	UPPER	NO			Not Applicable
29095013803			MIDDLE	NO	Not Applicable
29095013804			UPPER	NO	Not Applicable
29095013901	UPPER	NO			Not Applicable
29095013902	MIDDLE	NO	MIDDLE	NO	No Change
29095013904	UPPER	NO	UPPER	NO	No Change
29095013916	UPPER	NO	UPPER	NO	No Change
29095013917			UPPER	NO	Not Applicable
29095013918			UPPER	NO	Not Applicable
29095014002	MIDDLE	NO	MIDDLE	NO	No Change
29095014004	MODERATE	NO	MIDDLE	NO	MODERATE to MIDDLE
29095014005	MIDDLE	NO	MIDDLE	NO	No Change
29095014006	MIDDLE	NO	MIDDLE	NO	No Change
29095014007	MODERATE	NO			Not Applicable
29095014008			MODERATE	NO	Not Applicable

Jackson, MISSOURI					
Census Tract	2021		2022		Change in Tract Income Class from 2021 through 2022
	Tract Income Class	Minority Tract	Tract Income Class	Minority Tract	
29095014009			MIDDLE	NO	Not Applicable
29095014101	MODERATE	NO			Not Applicable
29095014105	MIDDLE	NO			Not Applicable
29095014108	MODERATE	NO			Not Applicable
29095014111	UPPER	NO	MIDDLE	NO	UPPER to MIDDLE
29095014112	MIDDLE	NO	UPPER	NO	MIDDLE to UPPER
29095014114	MIDDLE	NO			Not Applicable
29095014120	UPPER	NO	MIDDLE	NO	UPPER to MIDDLE
29095014121			MODERATE	NO	Not Applicable
29095014122			UPPER	NO	Not Applicable
29095014123			MODERATE	NO	Not Applicable
29095014124			MIDDLE	NO	Not Applicable
29095014125			UPPER	NO	Not Applicable
29095014126			MIDDLE	NO	Not Applicable
29095014127			MIDDLE	NO	Not Applicable
29095014128			MODERATE	NO	Not Applicable
29095014203	UPPER	NO	UPPER	NO	No Change
29095014204	MIDDLE	NO			Not Applicable
29095014205			MIDDLE	NO	Not Applicable
29095014206			UPPER	NO	Not Applicable
29095014300	MIDDLE	NO	MIDDLE	NO	No Change
29095014400	MIDDLE	NO	MIDDLE	NO	No Change
29095014501	MIDDLE	NO	MIDDLE	NO	No Change
29095014502	MIDDLE	NO			Not Applicable
29095014503			MODERATE	NO	Not Applicable
29095014504			MIDDLE	NO	Not Applicable
29095014601	MIDDLE	NO	MODERATE	NO	MIDDLE to MODERATE



Tracts with empty cells are new or discontinued tracts

GeoDataVision Report D-1 Census Tract Reference Book 2021/2022: MISSOURI

Jackson, MISSOURI					
Census Tract	2021		2022		Change in Tract Income Class from 2021 through 2022
	Tract Income Class	Minority Tract	Tract Income Class	Minority Tract	
29095014603	MIDDLE	NO	MIDDLE	NO	No Change
29095014604	MODERATE	NO	MODERATE	NO	No Change
29095014701	MIDDLE	NO	MIDDLE	NO	No Change
29095014702	MIDDLE	NO	MIDDLE	NO	No Change
29095014804	UPPER	NO	UPPER	NO	No Change
29095014806	UPPER	NO	MIDDLE	NO	UPPER to MIDDLE
29095014902	MODERATE	NO	MODERATE	NO	No Change
29095014903	UPPER	NO	MIDDLE	NO	UPPER to MIDDLE
29095014904	UPPER	NO	MIDDLE	NO	UPPER to MIDDLE
29095014905	UPPER	NO	MIDDLE	NO	UPPER to MIDDLE
29095015000	MIDDLE	NO	MIDDLE	NO	No Change
29095015100	MIDDLE	NO	MODERATE	NO	MIDDLE to MODERATE
29095015200	MIDDLE	NO	UPPER	NO	MIDDLE to UPPER
29095015300	LOW	YES	MODERATE	YES	LOW to MODERATE
29095015400	LOW	YES			Not Applicable
29095015401			LOW	YES	Not Applicable
29095015402			NA	YES	Not Applicable
29095015500	LOW	NO	LOW	YES	No Change
29095015600	LOW	NO	MODERATE	YES	LOW to MODERATE
29095015700	MIDDLE	NO			Not Applicable
29095015701			UPPER	NO	Not Applicable
29095015702			UPPER	NO	Not Applicable
29095015800	UPPER	NO	UPPER	NO	No Change
29095015900	MIDDLE	YES	NA	YES	MIDDLE to NA
29095016000	MODERATE	YES	LOW	YES	MODERATE to LOW
29095016100	MODERATE	YES	MIDDLE	YES	MODERATE to MIDDLE
29095016200	NA	YES	MODERATE	YES	NA to MODERATE

Jackson, MISSOURI					
Census Tract	2021		2022		Change in Tract Income Class from 2021 through 2022
	Tract Income Class	Minority Tract	Tract Income Class	Minority Tract	
29095016300	LOW	YES	LOW	YES	No Change
29095016400	LOW	YES	LOW	YES	No Change
29095016500	LOW	YES	LOW	YES	No Change
29095016600	LOW	YES	MODERATE	YES	LOW to MODERATE
29095016700	MIDDLE	NO	MODERATE	NO	MIDDLE to MODERATE
29095016800	MODERATE	NO			Not Applicable
29095016801			MIDDLE	NO	Not Applicable
29095016802			MIDDLE	NO	Not Applicable
29095016900	LOW	YES	MODERATE	YES	LOW to MODERATE
29095017000	LOW	YES	LOW	YES	No Change
29095017100	MODERATE	YES	MODERATE	YES	No Change
29095017200	MODERATE	YES	MODERATE	YES	No Change
29095017300	MIDDLE	NO	UPPER	NO	MIDDLE to UPPER
29095017400	LOW	YES	LOW	YES	No Change
29095017500	MODERATE	YES	MIDDLE	YES	MODERATE to MIDDLE
29095017600	MIDDLE	NO	MIDDLE	YES	No Change
29095017700	MIDDLE	NO	MIDDLE	NO	No Change
29095017800	NA	YES	MODERATE	NO	NA to MODERATE
29095017900	MIDDLE	NO	MIDDLE	NO	No Change
29095018000	MODERATE	NO	MODERATE	NO	No Change
29095018100	UPPER	NO			Not Applicable
29095018101			UPPER	NO	Not Applicable
29095018102			UPPER	NO	Not Applicable
29095018200	UPPER	NO	UPPER	NO	No Change
29095018500	UPPER	NO	UPPER	NO	No Change
29095018600	UPPER	NO	MIDDLE	NO	UPPER to MIDDLE
29095019300	MIDDLE	NO			Not Applicable



Tracts with empty cells are new or discontinued tracts

GeoDataVision Report D-1 Census Tract Reference Book 2021/2022: MISSOURI

Jackson, MISSOURI

Census Tract	2021		2022		Change in Tract Income Class from 2021 through 2022
	Tract Income Class	Minority Tract	Tract Income Class	Minority Tract	
29095019301			MIDDLE	NO	Not Applicable
29095019302			UPPER	NO	Not Applicable
29095980101	NA	NO	NA	YES	No Change
29095980802	NA	NO	NA	YES	No Change
29095988300	NA	NO	UPPER	NO	NA to UPPER
29095989100	NA	NO	NA	NO	No Change
29095989200	NA	NO	NA	YES	No Change

Summary Data: Jackson	2021	2022
Number of Census Tracts	199	227
Number of Minority Tracts	76	82
Percentage of Minority Tracts	38.19%	36.12%
Number of Low Income Tracts	49	38
Percentage of Low Income Tracts	24.62%	16.74%
Number of Moderate Income Tracts	54	72
Percentage of Moderate Income Tracts	27.14%	31.72%
Number of Middle Income Tracts	54	70
Percentage of Middle Income Tracts	27.14%	30.84%
Number of Upper Income Tracts	35	37
Percentage of Upper Income Tracts	17.59%	16.30%
Number of NA Income Tracts	7	10
Percentage of NA Income Tracts	3.52%	4.41%

Jasper, MISSOURI

Census Tract	2021		2022		Change in Tract Income Class from 2021 through 2022
	Tract Income Class	Minority Tract	Tract Income Class	Minority Tract	
29097010100	MODERATE	NO	MODERATE	NO	No Change
29097010200	UPPER	NO	UPPER	NO	No Change
29097010300	MIDDLE	NO			Not Applicable
29097010301			MIDDLE	NO	Not Applicable
29097010302			MIDDLE	NO	Not Applicable
29097010400	MIDDLE	NO	MIDDLE	NO	No Change
29097010500	MIDDLE	NO	MIDDLE	NO	No Change
29097010600	MODERATE	NO			Not Applicable
29097010601			MODERATE	NO	Not Applicable
29097010602			MIDDLE	NO	Not Applicable
29097010700	MIDDLE	NO	MIDDLE	NO	No Change
29097010800	MODERATE	NO	MODERATE	NO	No Change
29097010900	MIDDLE	NO			Not Applicable
29097010901			MIDDLE	NO	Not Applicable
29097010902			MIDDLE	NO	Not Applicable
29097011000	MODERATE	NO	MODERATE	NO	No Change
29097011100	MIDDLE	NO	MIDDLE	NO	No Change
29097011200	MIDDLE	NO			Not Applicable
29097011201			UPPER	NO	Not Applicable
29097011202			MIDDLE	NO	Not Applicable
29097011300	UPPER	NO			Not Applicable
29097011301			UPPER	NO	Not Applicable
29097011302			MIDDLE	NO	Not Applicable
29097011400	UPPER	NO	MIDDLE	NO	UPPER to MIDDLE
29097011500	MIDDLE	NO			Not Applicable
29097011501			MIDDLE	NO	Not Applicable
29097011502			MIDDLE	NO	Not Applicable



Jasper, MISSOURI

Census Tract	2021		2022		Change in Tract Income Class from 2021 through 2022
	Tract Income Class	Minority Tract	Tract Income Class	Minority Tract	
29097011600	MIDDLE	YES	MODERATE	YES	MIDDLE to MODERATE
29097011700	MIDDLE	NO	MODERATE	NO	MIDDLE to MODERATE
29097011800	MODERATE	NO	MODERATE	NO	No Change
29097011900	MIDDLE	NO	MIDDLE	NO	No Change
29097012000	MIDDLE	NO	UPPER	NO	MIDDLE to UPPER
29097012100	MIDDLE	NO	MIDDLE	NO	No Change
29097012200	MIDDLE	NO			Not Applicable
29097012201			MIDDLE	NO	Not Applicable
29097012202			MIDDLE	NO	Not Applicable

Jasper, MISSOURI

Census Tract	2021		2022		Change in Tract Income Class from 2021 through 2022
	Tract Income Class	Minority Tract	Tract Income Class	Minority Tract	

Summary Data: Jasper	2021	2022
Number of Census Tracts	22	29
Number of Minority Tracts	1	1
Percentage of Minority Tracts	4.55%	3.45%
Number of Low Income Tracts	0	0
Percentage of Low Income Tracts	0.00%	0.00%
Number of Moderate Income Tracts	5	7
Percentage of Moderate Income Tracts	22.73%	24.14%
Number of Middle Income Tracts	14	18
Percentage of Middle Income Tracts	63.64%	62.07%
Number of Upper Income Tracts	3	4
Percentage of Upper Income Tracts	13.64%	13.79%
Number of NA Income Tracts	0	0
Percentage of NA Income Tracts	0.00%	0.00%

Jefferson, MISSOURI

Census Tract	2021		2022		Change in Tract Income Class from 2021 through 2022
	Tract Income Class	Minority Tract	Tract Income Class	Minority Tract	
29099700107	UPPER	NO	MIDDLE	NO	UPPER to MIDDLE
29099700109	MIDDLE	NO			Not Applicable
29099700110	MIDDLE	NO			Not Applicable



GeoDataVision Report D-1 Census Tract Reference Book 2021/2022: MISSOURI

Jefferson, MISSOURI					
Census Tract	2021		2022		Change in Tract Income Class from 2021 through 2022
	Tract Income Class	Minority Tract	Tract Income Class	Minority Tract	
29099700111	MODERATE	NO	MIDDLE	NO	MODERATE to MIDDLE
29099700113	MIDDLE	NO	MIDDLE	NO	No Change
29099700114	MIDDLE	NO	MIDDLE	NO	No Change
29099700115	UPPER	NO	MIDDLE	NO	UPPER to MIDDLE
29099700116	MIDDLE	NO	MIDDLE	NO	No Change
29099700117	MIDDLE	NO	MIDDLE	NO	No Change
29099700118	MIDDLE	NO	MIDDLE	NO	No Change
29099700119	MIDDLE	NO	MIDDLE	NO	No Change
29099700120			MIDDLE	NO	Not Applicable
29099700121			MIDDLE	NO	Not Applicable
29099700122			MIDDLE	NO	Not Applicable
29099700123			UPPER	NO	Not Applicable
29099700124			MIDDLE	NO	Not Applicable
29099700203	UPPER	NO			Not Applicable
29099700206	MODERATE	NO	MODERATE	NO	No Change
29099700207	MIDDLE	NO	MODERATE	NO	MIDDLE to MODERATE
29099700208	MIDDLE	NO	MODERATE	NO	MIDDLE to MODERATE
29099700209	MIDDLE	NO	MIDDLE	NO	No Change
29099700210	MODERATE	NO	MODERATE	NO	No Change
29099700211	MIDDLE	NO	MIDDLE	NO	No Change
29099700212			MIDDLE	NO	Not Applicable
29099700213			UPPER	NO	Not Applicable
29099700302	MIDDLE	NO	MIDDLE	NO	No Change
29099700303	MIDDLE	NO	MIDDLE	NO	No Change
29099700304	MIDDLE	NO			Not Applicable
29099700305			UPPER	NO	Not Applicable
29099700306			MIDDLE	NO	Not Applicable

Jefferson, MISSOURI					
Census Tract	2021		2022		Change in Tract Income Class from 2021 through 2022
	Tract Income Class	Minority Tract	Tract Income Class	Minority Tract	
29099700401	MIDDLE	NO	MIDDLE	NO	No Change
29099700402	UPPER	NO	UPPER	NO	No Change
29099700502	MIDDLE	NO	MIDDLE	NO	No Change
29099700503	MODERATE	NO	MIDDLE	NO	MODERATE to MIDDLE
29099700504	MIDDLE	NO	MIDDLE	NO	No Change
29099700601	MODERATE	NO			Not Applicable
29099700603	MIDDLE	NO	MIDDLE	NO	No Change
29099700604	MIDDLE	NO	MIDDLE	NO	No Change
29099700605	MIDDLE	NO	MIDDLE	NO	No Change
29099700606			MODERATE	NO	Not Applicable
29099700607			MIDDLE	NO	Not Applicable
29099700700	MODERATE	NO	MIDDLE	NO	MODERATE to MIDDLE
29099700801	MIDDLE	NO	MIDDLE	NO	No Change
29099700802	MIDDLE	NO	MIDDLE	NO	No Change
29099700900	MODERATE	NO	MODERATE	NO	No Change
29099701000	MIDDLE	NO			Not Applicable
29099701001			MODERATE	NO	Not Applicable
29099701002			MIDDLE	NO	Not Applicable
29099701101	MIDDLE	NO	MIDDLE	NO	No Change
29099701102	MODERATE	NO	MODERATE	NO	No Change
29099701200	MODERATE	NO	MODERATE	NO	No Change
29099701300	MODERATE	NO	MODERATE	NO	No Change
29099701401	MODERATE	NO	MIDDLE	NO	MODERATE to MIDDLE
29099701403	MIDDLE	NO	MIDDLE	NO	No Change
29099701404	MODERATE	NO	MIDDLE	NO	MODERATE to MIDDLE



Tracts with empty cells are new or discontinued tracts

Jefferson, MISSOURI

Census Tract	2021		2022		Change in Tract Income Class from 2021 through 2022
	Tract Income Class	Minority Tract	Tract Income Class	Minority Tract	
Summary Data: Jefferson			2021	2022	
Number of Census Tracts			42	49	
Number of Minority Tracts			0	0	
Percentage of Minority Tracts			0.00%	0.00%	
Number of Low Income Tracts			0	0	
Percentage of Low Income Tracts			0.00%	0.00%	
Number of Moderate Income Tracts			12	10	
Percentage of Moderate Income Tracts			28.57%	20.41%	
Number of Middle Income Tracts			26	35	
Percentage of Middle Income Tracts			61.90%	71.43%	
Number of Upper Income Tracts			4	4	
Percentage of Upper Income Tracts			9.52%	8.16%	
Number of NA Income Tracts			0	0	
Percentage of NA Income Tracts			0.00%	0.00%	

Johnson, MISSOURI

Census Tract	2021		2022		Change in Tract Income Class from 2021 through 2022
	Tract Income Class	Minority Tract	Tract Income Class	Minority Tract	
29101960100	UPPER	NO			Not Applicable
29101960101			UPPER	NO	Not Applicable
29101960102			UPPER	NO	Not Applicable

Johnson, MISSOURI

Census Tract	2021		2022		Change in Tract Income Class from 2021 through 2022
	Tract Income Class	Minority Tract	Tract Income Class	Minority Tract	
29101960200	MIDDLE	NO	MIDDLE	NO	No Change
29101960300	UPPER	NO			Not Applicable
29101960301			UPPER	NO	Not Applicable
29101960302			MIDDLE	NO	Not Applicable
29101960400	MIDDLE	NO			Not Applicable
29101960401			MODERATE	NO	Not Applicable
29101960402			UPPER	NO	Not Applicable
29101960500	UPPER	NO			Not Applicable
29101960501			UPPER	NO	Not Applicable
29101960502			UPPER	NO	Not Applicable
29101960600	MIDDLE	NO	MIDDLE	NO	No Change
29101960700	MIDDLE	NO			Not Applicable
29101960701			MIDDLE	NO	Not Applicable
29101960702			UPPER	NO	Not Applicable
29101960900	MIDDLE	NO	MIDDLE	NO	No Change
29101980000	MIDDLE	NO	MIDDLE	NO	No Change



Johnson, MISSOURI

Census Tract	2021		2022		Change in Tract Income Class from 2021 through 2022
	Tract Income Class	Minority Tract	Tract Income Class	Minority Tract	

Summary Data: Johnson	2021	2022
Number of Census Tracts	9	14
Number of Minority Tracts	0	0
Percentage of Minority Tracts	0.00%	0.00%
Number of Low Income Tracts	0	0
Percentage of Low Income Tracts	0.00%	0.00%
Number of Moderate Income Tracts	0	1
Percentage of Moderate Income Tracts	0.00%	7.14%
Number of Middle Income Tracts	6	6
Percentage of Middle Income Tracts	66.67%	42.86%
Number of Upper Income Tracts	3	7
Percentage of Upper Income Tracts	33.33%	50.00%
Number of NA Income Tracts	0	0
Percentage of NA Income Tracts	0.00%	0.00%

Knox, MISSOURI

Census Tract	2021		2022		Change in Tract Income Class from 2021 through 2022
	Tract Income Class	Minority Tract	Tract Income Class	Minority Tract	
29103960100	MIDDLE	NO	MIDDLE	NO	No Change
29103960200	MIDDLE	NO	MIDDLE	NO	No Change

Knox, MISSOURI

Census Tract	2021		2022		Change in Tract Income Class from 2021 through 2022
	Tract Income Class	Minority Tract	Tract Income Class	Minority Tract	

Summary Data: Knox	2021	2022
Number of Census Tracts	2	2
Number of Minority Tracts	0	0
Percentage of Minority Tracts	0.00%	0.00%
Number of Low Income Tracts	0	0
Percentage of Low Income Tracts	0.00%	0.00%
Number of Moderate Income Tracts	0	0
Percentage of Moderate Income Tracts	0.00%	0.00%
Number of Middle Income Tracts	2	2
Percentage of Middle Income Tracts	100.00%	100.00%
Number of Upper Income Tracts	0	0
Percentage of Upper Income Tracts	0.00%	0.00%
Number of NA Income Tracts	0	0
Percentage of NA Income Tracts	0.00%	0.00%

Laclede, MISSOURI

Census Tract	2021		2022		Change in Tract Income Class from 2021 through 2022
	Tract Income Class	Minority Tract	Tract Income Class	Minority Tract	
29105960100	MIDDLE	NO			Not Applicable
29105960101			MIDDLE	NO	Not Applicable
29105960102			MIDDLE	NO	Not Applicable



GeoDataVision Report D-1 Census Tract Reference Book 2021/2022: MISSOURI

Laclede, MISSOURI

Census Tract	2021		2022		Change in Tract Income Class from 2021 through 2022
	Tract Income Class	Minority Tract	Tract Income Class	Minority Tract	
29105960201			MODERATE	NO	Not Applicable
29105960202			MIDDLE	NO	Not Applicable
29105960298	MIDDLE	NO			Not Applicable
29105960300	MIDDLE	NO			Not Applicable
29105960301			MIDDLE	NO	Not Applicable
29105960302			MIDDLE	NO	Not Applicable
29105960400	MIDDLE	NO	MIDDLE	NO	No Change
29105960500	MIDDLE	NO	MIDDLE	NO	No Change
29105960600	MODERATE	NO	MIDDLE	NO	MODERATE to MIDDLE

Laclede, MISSOURI

Census Tract	2021		2022		Change in Tract Income Class from 2021 through 2022
	Tract Income Class	Minority Tract	Tract Income Class	Minority Tract	

Summary Data: Laclede	2021	2022
Number of Census Tracts	6	9
Number of Minority Tracts	0	0
Percentage of Minority Tracts	0.00%	0.00%
Number of Low Income Tracts	0	0
Percentage of Low Income Tracts	0.00%	0.00%
Number of Moderate Income Tracts	1	1
Percentage of Moderate Income Tracts	16.67%	11.11%
Number of Middle Income Tracts	5	8
Percentage of Middle Income Tracts	83.33%	88.89%
Number of Upper Income Tracts	0	0
Percentage of Upper Income Tracts	0.00%	0.00%
Number of NA Income Tracts	0	0
Percentage of NA Income Tracts	0.00%	0.00%

Lafayette, MISSOURI

Census Tract	2021		2022		Change in Tract Income Class from 2021 through 2022
	Tract Income Class	Minority Tract	Tract Income Class	Minority Tract	
29107090100	MODERATE	NO	MODERATE	NO	No Change
29107090200	MIDDLE	NO	MIDDLE	NO	No Change
29107090300	MODERATE	NO	MODERATE	NO	No Change



GeoDataVision Report D-1 Census Tract Reference Book 2021/2022: MISSOURI

Lafayette, MISSOURI

Census Tract	2021		2022		Change in Tract Income Class from 2021 through 2022
	Tract Income Class	Minority Tract	Tract Income Class	Minority Tract	
29107090400	MIDDLE	NO			Not Applicable
29107090401			MIDDLE	NO	Not Applicable
29107090402			MODERATE	NO	Not Applicable
29107090500	MIDDLE	NO	MIDDLE	NO	No Change
29107090601	MIDDLE	NO	MIDDLE	NO	No Change
29107090602	MIDDLE	NO	MIDDLE	NO	No Change

Summary Data: Lafayette	2021	2022
Number of Census Tracts	7	8
Number of Minority Tracts	0	0
Percentage of Minority Tracts	0.00%	0.00%
Number of Low Income Tracts	0	0
Percentage of Low Income Tracts	0.00%	0.00%
Number of Moderate Income Tracts	2	3
Percentage of Moderate Income Tracts	28.57%	37.50%
Number of Middle Income Tracts	5	5
Percentage of Middle Income Tracts	71.43%	62.50%
Number of Upper Income Tracts	0	0
Percentage of Upper Income Tracts	0.00%	0.00%
Number of NA Income Tracts	0	0
Percentage of NA Income Tracts	0.00%	0.00%

Lawrence, MISSOURI

Census Tract	2021		2022		Change in Tract Income Class from 2021 through 2022
	Tract Income Class	Minority Tract	Tract Income Class	Minority Tract	
29109470100	MIDDLE	NO	MIDDLE	NO	No Change
29109470200	UPPER	NO			Not Applicable
29109470201			UPPER	NO	Not Applicable
29109470202			MIDDLE	NO	Not Applicable
29109470300	MIDDLE	NO	MIDDLE	NO	No Change
29109470400	MIDDLE	NO			Not Applicable
29109470401			MODERATE	NO	Not Applicable
29109470402			MIDDLE	NO	Not Applicable
29109470500	MIDDLE	NO			Not Applicable
29109470501			MIDDLE	NO	Not Applicable
29109470502			MIDDLE	NO	Not Applicable
29109470601	MIDDLE	NO	MODERATE	NO	MIDDLE to MODERATE
29109470602	MIDDLE	NO	MODERATE	NO	MIDDLE to MODERATE



Lawrence, MISSOURI

Census Tract	2021		2022		Change in Tract Income Class from 2021 through 2022
	Tract Income Class	Minority Tract	Tract Income Class	Minority Tract	

Summary Data: Lawrence	2021	2022
Number of Census Tracts	7	10
Number of Minority Tracts	0	0
Percentage of Minority Tracts	0.00%	0.00%
Number of Low Income Tracts	0	0
Percentage of Low Income Tracts	0.00%	0.00%
Number of Moderate Income Tracts	0	3
Percentage of Moderate Income Tracts	0.00%	30.00%
Number of Middle Income Tracts	6	6
Percentage of Middle Income Tracts	85.71%	60.00%
Number of Upper Income Tracts	1	1
Percentage of Upper Income Tracts	14.29%	10.00%
Number of NA Income Tracts	0	0
Percentage of NA Income Tracts	0.00%	0.00%

Lewis, MISSOURI

Census Tract	2021		2022		Change in Tract Income Class from 2021 through 2022
	Tract Income Class	Minority Tract	Tract Income Class	Minority Tract	
29111970100	MIDDLE	NO	MIDDLE	NO	No Change
29111970200	MIDDLE	NO	MIDDLE	NO	No Change
29111970300	MIDDLE	NO	MIDDLE	NO	No Change

Lewis, MISSOURI

Census Tract	2021		2022		Change in Tract Income Class from 2021 through 2022
	Tract Income Class	Minority Tract	Tract Income Class	Minority Tract	
29111970400	MIDDLE	NO	MIDDLE	NO	No Change

Summary Data: Lewis	2021	2022
Number of Census Tracts	4	4
Number of Minority Tracts	0	0
Percentage of Minority Tracts	0.00%	0.00%
Number of Low Income Tracts	0	0
Percentage of Low Income Tracts	0.00%	0.00%
Number of Moderate Income Tracts	0	0
Percentage of Moderate Income Tracts	0.00%	0.00%
Number of Middle Income Tracts	4	4
Percentage of Middle Income Tracts	100.00%	100.00%
Number of Upper Income Tracts	0	0
Percentage of Upper Income Tracts	0.00%	0.00%
Number of NA Income Tracts	0	0
Percentage of NA Income Tracts	0.00%	0.00%

Lincoln, MISSOURI

Census Tract	2021		2022		Change in Tract Income Class from 2021 through 2022
	Tract Income Class	Minority Tract	Tract Income Class	Minority Tract	
29113810100	MIDDLE	NO	MODERATE	NO	MIDDLE to MODERATE
29113810201	MIDDLE	NO			Not Applicable



GeoDataVision Report D-1 Census Tract Reference Book 2021/2022: MISSOURI

Lincoln, MISSOURI

Census Tract	2021		2022		Change in Tract Income Class from 2021 through 2022
	Tract Income Class	Minority Tract	Tract Income Class	Minority Tract	
29113810202	MIDDLE	NO			Not Applicable
29113810203			MIDDLE	NO	Not Applicable
29113810204			MIDDLE	NO	Not Applicable
29113810205			MIDDLE	NO	Not Applicable
29113810206			MIDDLE	NO	Not Applicable
29113810301	MODERATE	NO			Not Applicable
29113810303	MIDDLE	NO			Not Applicable
29113810304	MODERATE	NO			Not Applicable
29113810305			MIDDLE	NO	Not Applicable
29113810306			MIDDLE	NO	Not Applicable
29113810307			MIDDLE	NO	Not Applicable
29113810308			MIDDLE	NO	Not Applicable
29113810309			MIDDLE	NO	Not Applicable
29113810310			MIDDLE	NO	Not Applicable
29113810400	MIDDLE	NO			Not Applicable
29113810401			MIDDLE	NO	Not Applicable
29113810402			MIDDLE	NO	Not Applicable

Lincoln, MISSOURI

Census Tract	2021		2022		Change in Tract Income Class from 2021 through 2022
	Tract Income Class	Minority Tract	Tract Income Class	Minority Tract	
Summary Data: Lincoln			2021	2022	
Number of Census Tracts			7	13	
Number of Minority Tracts			0	0	
Percentage of Minority Tracts			0.00%	0.00%	
Number of Low Income Tracts			0	0	
Percentage of Low Income Tracts			0.00%	0.00%	
Number of Moderate Income Tracts			2	1	
Percentage of Moderate Income Tracts			28.57%	7.69%	
Number of Middle Income Tracts			5	12	
Percentage of Middle Income Tracts			71.43%	92.31%	
Number of Upper Income Tracts			0	0	
Percentage of Upper Income Tracts			0.00%	0.00%	
Number of NA Income Tracts			0	0	
Percentage of NA Income Tracts			0.00%	0.00%	

Linn, MISSOURI

Census Tract	2021		2022		Change in Tract Income Class from 2021 through 2022
	Tract Income Class	Minority Tract	Tract Income Class	Minority Tract	
29115490100	MIDDLE	NO	UPPER	NO	MIDDLE to UPPER
29115490200	MIDDLE	NO	MIDDLE	NO	No Change
29115490300	UPPER	NO	MIDDLE	NO	UPPER to MIDDLE



Linn, MISSOURI

Census Tract	2021		2022		Change in Tract Income Class from 2021 through 2022
	Tract Income Class	Minority Tract	Tract Income Class	Minority Tract	
29115490400	MODERATE	NO	MIDDLE	NO	MODERATE to MIDDLE
29115490500	MIDDLE	NO	MIDDLE	NO	No Change

Summary Data: Linn	2021	2022
Number of Census Tracts	5	5
Number of Minority Tracts	0	0
Percentage of Minority Tracts	0.00%	0.00%
Number of Low Income Tracts	0	0
Percentage of Low Income Tracts	0.00%	0.00%
Number of Moderate Income Tracts	1	0
Percentage of Moderate Income Tracts	20.00%	0.00%
Number of Middle Income Tracts	3	4
Percentage of Middle Income Tracts	60.00%	80.00%
Number of Upper Income Tracts	1	1
Percentage of Upper Income Tracts	20.00%	20.00%
Number of NA Income Tracts	0	0
Percentage of NA Income Tracts	0.00%	0.00%

Livingston, MISSOURI

Census Tract	2021		2022		Change in Tract Income Class from 2021 through 2022
	Tract Income Class	Minority Tract	Tract Income Class	Minority Tract	
29117480100	MIDDLE	NO	UPPER	NO	MIDDLE to UPPER

Livingston, MISSOURI

Census Tract	2021		2022		Change in Tract Income Class from 2021 through 2022
	Tract Income Class	Minority Tract	Tract Income Class	Minority Tract	
29117480200	UPPER	NO	UPPER	NO	No Change
29117480300	UPPER	NO	MIDDLE	NO	UPPER to MIDDLE
29117480400	MIDDLE	NO	MIDDLE	NO	No Change
29117480500	MODERATE	NO	MODERATE	NO	No Change

Summary Data: Livingston	2021	2022
Number of Census Tracts	5	5
Number of Minority Tracts	0	0
Percentage of Minority Tracts	0.00%	0.00%
Number of Low Income Tracts	0	0
Percentage of Low Income Tracts	0.00%	0.00%
Number of Moderate Income Tracts	1	1
Percentage of Moderate Income Tracts	20.00%	20.00%
Number of Middle Income Tracts	2	2
Percentage of Middle Income Tracts	40.00%	40.00%
Number of Upper Income Tracts	2	2
Percentage of Upper Income Tracts	40.00%	40.00%
Number of NA Income Tracts	0	0
Percentage of NA Income Tracts	0.00%	0.00%



Macon, MISSOURI

Census Tract	2021		2022		Change in Tract Income Class from 2021 through 2022
	Tract Income Class	Minority Tract	Tract Income Class	Minority Tract	
29121960100	MIDDLE	NO	MIDDLE	NO	No Change
29121960200	MIDDLE	NO	MIDDLE	NO	No Change
29121960300	MIDDLE	NO	MIDDLE	NO	No Change
29121960400	UPPER	NO	MIDDLE	NO	UPPER to MIDDLE
29121960500	MIDDLE	NO	MIDDLE	NO	No Change

Summary Data: Macon	2021	2022
Number of Census Tracts	5	5
Number of Minority Tracts	0	0
Percentage of Minority Tracts	0.00%	0.00%
Number of Low Income Tracts	0	0
Percentage of Low Income Tracts	0.00%	0.00%
Number of Moderate Income Tracts	0	0
Percentage of Moderate Income Tracts	0.00%	0.00%
Number of Middle Income Tracts	4	5
Percentage of Middle Income Tracts	80.00%	100.00%
Number of Upper Income Tracts	1	0
Percentage of Upper Income Tracts	20.00%	0.00%
Number of NA Income Tracts	0	0
Percentage of NA Income Tracts	0.00%	0.00%

Madison, MISSOURI

Census Tract	2021		2022		Change in Tract Income Class from 2021 through 2022
	Tract Income Class	Minority Tract	Tract Income Class	Minority Tract	
29123960100	MIDDLE	NO	MIDDLE	NO	No Change
29123960200	MIDDLE	NO			Not Applicable
29123960201			UPPER	NO	Not Applicable
29123960202			MIDDLE	NO	Not Applicable
29123960300	MIDDLE	NO	UPPER	NO	MIDDLE to UPPER

Summary Data: Madison	2021	2022
Number of Census Tracts	3	4
Number of Minority Tracts	0	0
Percentage of Minority Tracts	0.00%	0.00%
Number of Low Income Tracts	0	0
Percentage of Low Income Tracts	0.00%	0.00%
Number of Moderate Income Tracts	0	0
Percentage of Moderate Income Tracts	0.00%	0.00%
Number of Middle Income Tracts	3	2
Percentage of Middle Income Tracts	100.00%	50.00%
Number of Upper Income Tracts	0	2
Percentage of Upper Income Tracts	0.00%	50.00%
Number of NA Income Tracts	0	0
Percentage of NA Income Tracts	0.00%	0.00%



Maries, MISSOURI

Census Tract	2021		2022		Change in Tract Income Class from 2021 through 2022
	Tract Income Class	Minority Tract	Tract Income Class	Minority Tract	
29125880100	MIDDLE	NO	MODERATE	NO	MIDDLE to MODERATE
29125880298	MIDDLE	NO	UPPER	NO	MIDDLE to UPPER
29125880300	MIDDLE	NO	UPPER	NO	MIDDLE to UPPER

Summary Data: Maries	2021	2022
Number of Census Tracts	3	3
Number of Minority Tracts	0	0
Percentage of Minority Tracts	0.00%	0.00%
Number of Low Income Tracts	0	0
Percentage of Low Income Tracts	0.00%	0.00%
Number of Moderate Income Tracts	0	1
Percentage of Moderate Income Tracts	0.00%	33.33%
Number of Middle Income Tracts	3	0
Percentage of Middle Income Tracts	100.00%	0.00%
Number of Upper Income Tracts	0	2
Percentage of Upper Income Tracts	0.00%	66.67%
Number of NA Income Tracts	0	0
Percentage of NA Income Tracts	0.00%	0.00%

Marion, MISSOURI

Census Tract	2021		2022		Change in Tract Income Class from 2021 through 2022
	Tract Income Class	Minority Tract	Tract Income Class	Minority Tract	

Marion, MISSOURI

Census Tract	2021		2022		Change in Tract Income Class from 2021 through 2022
	Tract Income Class	Minority Tract	Tract Income Class	Minority Tract	
29127960100	UPPER	NO	UPPER	NO	No Change
29127960200	MIDDLE	NO	UPPER	NO	MIDDLE to UPPER
29127960300	MIDDLE	NO	MIDDLE	NO	No Change
29127960400	MIDDLE	NO	UPPER	NO	MIDDLE to UPPER
29127960500	MIDDLE	NO	MODERATE	NO	MIDDLE to MODERATE
29127960600	UPPER	NO	UPPER	NO	No Change
29127960800	MODERATE	NO	MODERATE	NO	No Change
29127960900	MIDDLE	NO	MIDDLE	NO	No Change



Marion, MISSOURI

Census Tract	2021		2022		Change in Tract Income Class from 2021 through 2022
	Tract Income Class	Minority Tract	Tract Income Class	Minority Tract	

Summary Data: Marion	2021	2022
Number of Census Tracts	8	8
Number of Minority Tracts	0	0
Percentage of Minority Tracts	0.00%	0.00%
Number of Low Income Tracts	0	0
Percentage of Low Income Tracts	0.00%	0.00%
Number of Moderate Income Tracts	1	2
Percentage of Moderate Income Tracts	12.50%	25.00%
Number of Middle Income Tracts	5	2
Percentage of Middle Income Tracts	62.50%	25.00%
Number of Upper Income Tracts	2	4
Percentage of Upper Income Tracts	25.00%	50.00%
Number of NA Income Tracts	0	0
Percentage of NA Income Tracts	0.00%	0.00%

McDonald, MISSOURI

Census Tract	2021		2022		Change in Tract Income Class from 2021 through 2022
	Tract Income Class	Minority Tract	Tract Income Class	Minority Tract	
29119070100	MIDDLE	NO			Not Applicable
29119070101			MODERATE	NO	Not Applicable
29119070102			UPPER	NO	Not Applicable

McDonald, MISSOURI

Census Tract	2021		2022		Change in Tract Income Class from 2021 through 2022
	Tract Income Class	Minority Tract	Tract Income Class	Minority Tract	
29119070200	MIDDLE	NO	MODERATE	NO	MIDDLE to MODERATE
29119070300	MIDDLE	NO	MODERATE	YES	MIDDLE to MODERATE
29119070400	MIDDLE	NO			Not Applicable
29119070401			MIDDLE	NO	Not Applicable
29119070402			MIDDLE	NO	Not Applicable

Summary Data: McDonald	2021	2022
Number of Census Tracts	4	6
Number of Minority Tracts	0	1
Percentage of Minority Tracts	0.00%	16.67%
Number of Low Income Tracts	0	0
Percentage of Low Income Tracts	0.00%	0.00%
Number of Moderate Income Tracts	0	3
Percentage of Moderate Income Tracts	0.00%	50.00%
Number of Middle Income Tracts	4	2
Percentage of Middle Income Tracts	100.00%	33.33%
Number of Upper Income Tracts	0	1
Percentage of Upper Income Tracts	0.00%	16.67%
Number of NA Income Tracts	0	0
Percentage of NA Income Tracts	0.00%	0.00%



Mercer, MISSOURI

Census Tract	2021		2022		Change in Tract Income Class from 2021 through 2022
	Tract Income Class	Minority Tract	Tract Income Class	Minority Tract	
29129470100	MIDDLE	NO	UPPER	NO	MIDDLE to UPPER
29129470200	MIDDLE	NO	UPPER	NO	MIDDLE to UPPER

Summary Data: Mercer	2021	2022
Number of Census Tracts	2	2
Number of Minority Tracts	0	0
Percentage of Minority Tracts	0.00%	0.00%
Number of Low Income Tracts	0	0
Percentage of Low Income Tracts	0.00%	0.00%
Number of Moderate Income Tracts	0	0
Percentage of Moderate Income Tracts	0.00%	0.00%
Number of Middle Income Tracts	2	0
Percentage of Middle Income Tracts	100.00%	0.00%
Number of Upper Income Tracts	0	2
Percentage of Upper Income Tracts	0.00%	100.00%
Number of NA Income Tracts	0	0
Percentage of NA Income Tracts	0.00%	0.00%

Miller, MISSOURI

Census Tract	2021		2022		Change in Tract Income Class from 2021 through 2022
	Tract Income Class	Minority Tract	Tract Income Class	Minority Tract	
29131962501			MIDDLE	NO	Not Applicable
29131962502			UPPER	NO	Not Applicable
29131962600	MIDDLE	NO	MIDDLE	NO	No Change
29131962700	MIDDLE	NO			Not Applicable
29131962701			UPPER	NO	Not Applicable
29131962702			MIDDLE	NO	Not Applicable
29131962800	MIDDLE	NO			Not Applicable
29131962801			MIDDLE	NO	Not Applicable
29131962802			UPPER	NO	Not Applicable
29131962900	MODERATE	NO			Not Applicable
29131962901			MIDDLE	NO	Not Applicable
29131962902			MIDDLE	NO	Not Applicable

Miller, MISSOURI

Census Tract	2021		2022		Change in Tract Income Class from 2021 through 2022
	Tract Income Class	Minority Tract	Tract Income Class	Minority Tract	
29131962500	UPPER	NO			Not Applicable



Miller, MISSOURI

Census Tract	2021		2022		Change in Tract Income Class from 2021 through 2022
	Tract Income Class	Minority Tract	Tract Income Class	Minority Tract	

Summary Data: Miller	2021	2022
Number of Census Tracts	5	9
Number of Minority Tracts	0	0
Percentage of Minority Tracts	0.00%	0.00%
Number of Low Income Tracts	0	0
Percentage of Low Income Tracts	0.00%	0.00%
Number of Moderate Income Tracts	1	0
Percentage of Moderate Income Tracts	20.00%	0.00%
Number of Middle Income Tracts	3	6
Percentage of Middle Income Tracts	60.00%	66.67%
Number of Upper Income Tracts	1	3
Percentage of Upper Income Tracts	20.00%	33.33%
Number of NA Income Tracts	0	0
Percentage of NA Income Tracts	0.00%	0.00%

Mississippi, MISSOURI

Census Tract	2021		2022		Change in Tract Income Class from 2021 through 2022
	Tract Income Class	Minority Tract	Tract Income Class	Minority Tract	
29133950100	MIDDLE	NO	MIDDLE	NO	No Change
29133950200	MODERATE	YES	MODERATE	YES	No Change
29133950300	MIDDLE	NO	MIDDLE	NO	No Change

Mississippi, MISSOURI

Census Tract	2021		2022		Change in Tract Income Class from 2021 through 2022
	Tract Income Class	Minority Tract	Tract Income Class	Minority Tract	
29133950400	MODERATE	NO	MODERATE	NO	No Change

Summary Data: Mississippi	2021	2022
Number of Census Tracts	4	4
Number of Minority Tracts	1	1
Percentage of Minority Tracts	25.00%	25.00%
Number of Low Income Tracts	0	0
Percentage of Low Income Tracts	0.00%	0.00%
Number of Moderate Income Tracts	2	2
Percentage of Moderate Income Tracts	50.00%	50.00%
Number of Middle Income Tracts	2	2
Percentage of Middle Income Tracts	50.00%	50.00%
Number of Upper Income Tracts	0	0
Percentage of Upper Income Tracts	0.00%	0.00%
Number of NA Income Tracts	0	0
Percentage of NA Income Tracts	0.00%	0.00%

Moniteau, MISSOURI

Census Tract	2021		2022		Change in Tract Income Class from 2021 through 2022
	Tract Income Class	Minority Tract	Tract Income Class	Minority Tract	
29135385100	MIDDLE	NO	MIDDLE	NO	No Change
29135385200	MIDDLE	NO	MIDDLE	NO	No Change



Moniteau, MISSOURI

Census Tract	2021		2022		Change in Tract Income Class from 2021 through 2022
	Tract Income Class	Minority Tract	Tract Income Class	Minority Tract	
29135385300	MIDDLE	NO	MIDDLE	NO	No Change
29135385400	MIDDLE	NO	MODERATE	NO	MIDDLE to MODERATE

Summary Data: Moniteau	2021	2022
Number of Census Tracts	4	4
Number of Minority Tracts	0	0
Percentage of Minority Tracts	0.00%	0.00%
Number of Low Income Tracts	0	0
Percentage of Low Income Tracts	0.00%	0.00%
Number of Moderate Income Tracts	0	1
Percentage of Moderate Income Tracts	0.00%	25.00%
Number of Middle Income Tracts	4	3
Percentage of Middle Income Tracts	100.00%	75.00%
Number of Upper Income Tracts	0	0
Percentage of Upper Income Tracts	0.00%	0.00%
Number of NA Income Tracts	0	0
Percentage of NA Income Tracts	0.00%	0.00%

Monroe, MISSOURI

Census Tract	2021		2022		Change in Tract Income Class from 2021 through 2022
	Tract Income Class	Minority Tract	Tract Income Class	Minority Tract	
29137960100	MIDDLE	NO	MIDDLE	NO	No Change

Monroe, MISSOURI

Census Tract	2021		2022		Change in Tract Income Class from 2021 through 2022
	Tract Income Class	Minority Tract	Tract Income Class	Minority Tract	
29137960200	MIDDLE	NO	UPPER	NO	MIDDLE to UPPER
29137960300	MIDDLE	NO	MIDDLE	NO	No Change

Summary Data: Monroe	2021	2022
Number of Census Tracts	3	3
Number of Minority Tracts	0	0
Percentage of Minority Tracts	0.00%	0.00%
Number of Low Income Tracts	0	0
Percentage of Low Income Tracts	0.00%	0.00%
Number of Moderate Income Tracts	0	0
Percentage of Moderate Income Tracts	0.00%	0.00%
Number of Middle Income Tracts	3	2
Percentage of Middle Income Tracts	100.00%	66.67%
Number of Upper Income Tracts	0	1
Percentage of Upper Income Tracts	0.00%	33.33%
Number of NA Income Tracts	0	0
Percentage of NA Income Tracts	0.00%	0.00%

Montgomery, MISSOURI

Census Tract	2021		2022		Change in Tract Income Class from 2021 through 2022
	Tract Income Class	Minority Tract	Tract Income Class	Minority Tract	
29139970100	MIDDLE	NO	MIDDLE	NO	No Change



Montgomery, MISSOURI

Census Tract	2021		2022		Change in Tract Income Class from 2021 through 2022
	Tract Income Class	Minority Tract	Tract Income Class	Minority Tract	
29139970200	MIDDLE	NO	UPPER	NO	MIDDLE to UPPER
29139970300	MIDDLE	NO	MIDDLE	NO	No Change
29139970400	MIDDLE	NO	UPPER	NO	MIDDLE to UPPER

Summary Data: Montgomery	2021	2022
Number of Census Tracts	4	4
Number of Minority Tracts	0	0
Percentage of Minority Tracts	0.00%	0.00%
Number of Low Income Tracts	0	0
Percentage of Low Income Tracts	0.00%	0.00%
Number of Moderate Income Tracts	0	0
Percentage of Moderate Income Tracts	0.00%	0.00%
Number of Middle Income Tracts	4	2
Percentage of Middle Income Tracts	100.00%	50.00%
Number of Upper Income Tracts	0	2
Percentage of Upper Income Tracts	0.00%	50.00%
Number of NA Income Tracts	0	0
Percentage of NA Income Tracts	0.00%	0.00%

Morgan, MISSOURI

Census Tract	2021		2022		Change in Tract Income Class from 2021 through 2022
	Tract Income Class	Minority Tract	Tract Income Class	Minority Tract	
29141470100	MIDDLE	NO	MIDDLE	NO	No Change
29141470200	MIDDLE	NO	UPPER	NO	MIDDLE to UPPER
29141470300	MODERATE	NO	MIDDLE	NO	MODERATE to MIDDLE
29141470400	UPPER	NO			Not Applicable
29141470401			MIDDLE	NO	Not Applicable
29141470402			MODERATE	NO	Not Applicable
29141470500	MODERATE	NO			Not Applicable
29141470501			UPPER	NO	Not Applicable
29141470502			MODERATE	NO	Not Applicable
29141470503			MODERATE	NO	Not Applicable

Morgan, MISSOURI

Census Tract	2021		2022		Change in Tract Income Class from 2021 through 2022
	Tract Income Class	Minority Tract	Tract Income Class	Minority Tract	



Morgan, MISSOURI

Census Tract	2021		2022		Change in Tract Income Class from 2021 through 2022
	Tract Income Class	Minority Tract	Tract Income Class	Minority Tract	

Summary Data: Morgan	2021	2022
Number of Census Tracts	5	8
Number of Minority Tracts	0	0
Percentage of Minority Tracts	0.00%	0.00%
Number of Low Income Tracts	0	0
Percentage of Low Income Tracts	0.00%	0.00%
Number of Moderate Income Tracts	2	3
Percentage of Moderate Income Tracts	40.00%	37.50%
Number of Middle Income Tracts	2	3
Percentage of Middle Income Tracts	40.00%	37.50%
Number of Upper Income Tracts	1	2
Percentage of Upper Income Tracts	20.00%	25.00%
Number of NA Income Tracts	0	0
Percentage of NA Income Tracts	0.00%	0.00%

New Madrid, MISSOURI

Census Tract	2021		2022		Change in Tract Income Class from 2021 through 2022
	Tract Income Class	Minority Tract	Tract Income Class	Minority Tract	
29143960100	MIDDLE	NO	MIDDLE	NO	No Change
29143960200	MODERATE	NO	MIDDLE	NO	MODERATE to MIDDLE
29143960300	MIDDLE	NO	MIDDLE	NO	No Change

New Madrid, MISSOURI

Census Tract	2021		2022		Change in Tract Income Class from 2021 through 2022
	Tract Income Class	Minority Tract	Tract Income Class	Minority Tract	
29143960400	MODERATE	NO	MIDDLE	NO	MODERATE to MIDDLE
29143960500	MIDDLE	NO	MODERATE	NO	MIDDLE to MODERATE
29143960600	MIDDLE	NO	MODERATE	NO	MIDDLE to MODERATE

Summary Data: New Madrid	2021	2022
Number of Census Tracts	6	6
Number of Minority Tracts	0	0
Percentage of Minority Tracts	0.00%	0.00%
Number of Low Income Tracts	0	0
Percentage of Low Income Tracts	0.00%	0.00%
Number of Moderate Income Tracts	2	2
Percentage of Moderate Income Tracts	33.33%	33.33%
Number of Middle Income Tracts	4	4
Percentage of Middle Income Tracts	66.67%	66.67%
Number of Upper Income Tracts	0	0
Percentage of Upper Income Tracts	0.00%	0.00%
Number of NA Income Tracts	0	0
Percentage of NA Income Tracts	0.00%	0.00%

Newton, MISSOURI

Census Tract	2021		2022		Change in Tract Income Class from 2021 through 2022
	Tract Income Class	Minority Tract	Tract Income Class	Minority Tract	



GeoDataVision Report D-1 Census Tract Reference Book 2021/2022: MISSOURI

Newton, MISSOURI

Census Tract	2021		2022		Change in Tract Income Class from 2021 through 2022
	Tract Income Class	Minority Tract	Tract Income Class	Minority Tract	
29145020100	MODERATE	NO	MIDDLE	NO	MODERATE to MIDDLE
29145020200	MIDDLE	NO	MIDDLE	NO	No Change
29145020300	MIDDLE	NO	MIDDLE	NO	No Change
29145020400	MIDDLE	NO			Not Applicable
29145020401			MIDDLE	NO	Not Applicable
29145020402			MIDDLE	NO	Not Applicable
29145020501	UPPER	NO	UPPER	NO	No Change
29145020502	MIDDLE	NO	MIDDLE	NO	No Change
29145020601	UPPER	NO	MIDDLE	NO	UPPER to MIDDLE
29145020602	MIDDLE	NO	UPPER	NO	MIDDLE to UPPER
29145020700	MIDDLE	NO	MIDDLE	NO	No Change
29145020800	MIDDLE	NO	MIDDLE	NO	No Change
29145020900	MIDDLE	NO	MIDDLE	NO	No Change
29145021000	MIDDLE	NO	MIDDLE	NO	No Change

Newton, MISSOURI

Census Tract	2021		2022		Change in Tract Income Class from 2021 through 2022
	Tract Income Class	Minority Tract	Tract Income Class	Minority Tract	

Summary Data: Newton	2021	2022
Number of Census Tracts	12	13
Number of Minority Tracts	0	0
Percentage of Minority Tracts	0.00%	0.00%
Number of Low Income Tracts	0	0
Percentage of Low Income Tracts	0.00%	0.00%
Number of Moderate Income Tracts	1	0
Percentage of Moderate Income Tracts	8.33%	0.00%
Number of Middle Income Tracts	9	11
Percentage of Middle Income Tracts	75.00%	84.62%
Number of Upper Income Tracts	2	2
Percentage of Upper Income Tracts	16.67%	15.38%
Number of NA Income Tracts	0	0
Percentage of NA Income Tracts	0.00%	0.00%

Nodaway, MISSOURI

Census Tract	2021		2022		Change in Tract Income Class from 2021 through 2022
	Tract Income Class	Minority Tract	Tract Income Class	Minority Tract	
29147470100	MIDDLE	NO	MIDDLE	NO	No Change
29147470200	UPPER	NO	MIDDLE	NO	UPPER to MIDDLE
29147470300	MIDDLE	NO			Not Applicable



Nodaway, MISSOURI

Census Tract	2021		2022		Change in Tract Income Class from 2021 through 2022
	Tract Income Class	Minority Tract	Tract Income Class	Minority Tract	
29147470301			UPPER	NO	Not Applicable
29147470302			UPPER	NO	Not Applicable
29147470400	MIDDLE	NO	MIDDLE	NO	No Change
29147470500	MIDDLE	NO	UPPER	NO	MIDDLE to UPPER

Summary Data: Nodaway	2021	2022
Number of Census Tracts	5	6
Number of Minority Tracts	0	0
Percentage of Minority Tracts	0.00%	0.00%
Number of Low Income Tracts	0	0
Percentage of Low Income Tracts	0.00%	0.00%
Number of Moderate Income Tracts	0	0
Percentage of Moderate Income Tracts	0.00%	0.00%
Number of Middle Income Tracts	4	3
Percentage of Middle Income Tracts	80.00%	50.00%
Number of Upper Income Tracts	1	3
Percentage of Upper Income Tracts	20.00%	50.00%
Number of NA Income Tracts	0	0
Percentage of NA Income Tracts	0.00%	0.00%

Oregon, MISSOURI

Census Tract	2021		2022		Change in Tract Income Class from 2021 through 2022
	Tract Income Class	Minority Tract	Tract Income Class	Minority Tract	
29149480100	MODERATE	NO	MODERATE	NO	No Change
29149480200	MIDDLE	NO	MIDDLE	NO	No Change
29149480300	MIDDLE	NO	MODERATE	NO	MIDDLE to MODERATE

Summary Data: Oregon	2021	2022
Number of Census Tracts	3	3
Number of Minority Tracts	0	0
Percentage of Minority Tracts	0.00%	0.00%
Number of Low Income Tracts	0	0
Percentage of Low Income Tracts	0.00%	0.00%
Number of Moderate Income Tracts	1	2
Percentage of Moderate Income Tracts	33.33%	66.67%
Number of Middle Income Tracts	2	1
Percentage of Middle Income Tracts	66.67%	33.33%
Number of Upper Income Tracts	0	0
Percentage of Upper Income Tracts	0.00%	0.00%
Number of NA Income Tracts	0	0
Percentage of NA Income Tracts	0.00%	0.00%

Osage, MISSOURI

Census Tract	2021		2022		Change in Tract Income Class from 2021 through 2022
	Tract Income Class	Minority Tract	Tract Income Class	Minority Tract	



GeoDataVision Report D-1 Census Tract Reference Book 2021/2022: MISSOURI

Osage, MISSOURI


Census Tract	2021		2022		Change in Tract Income Class from 2021 through 2022
	Tract Income Class	Minority Tract	Tract Income Class	Minority Tract	
29151490100	MIDDLE	NO	MIDDLE	NO	No Change
29151490200	MIDDLE	NO	MIDDLE	NO	No Change
29151490300	MIDDLE	NO	MIDDLE	NO	No Change
29151490400	MIDDLE	NO	MIDDLE	NO	No Change

Summary Data: Osage	2021	2022
Number of Census Tracts	4	4
Number of Minority Tracts	0	0
Percentage of Minority Tracts	0.00%	0.00%
Number of Low Income Tracts	0	0
Percentage of Low Income Tracts	0.00%	0.00%
Number of Moderate Income Tracts	0	0
Percentage of Moderate Income Tracts	0.00%	0.00%
Number of Middle Income Tracts	4	4
Percentage of Middle Income Tracts	100.00%	100.00%
Number of Upper Income Tracts	0	0
Percentage of Upper Income Tracts	0.00%	0.00%
Number of NA Income Tracts	0	0
Percentage of NA Income Tracts	0.00%	0.00%

Ozark, MISSOURI

Census Tract	2021		2022		Change in Tract Income Class from 2021 through 2022
	Tract Income Class	Minority Tract	Tract Income Class	Minority Tract	
29153470100	MIDDLE	NO			Not Applicable
29153470101			MODERATE	NO	Not Applicable
29153470102			MIDDLE	NO	Not Applicable
29153470200	MODERATE	NO	MODERATE	NO	No Change

Summary Data: Ozark	2021	2022
Number of Census Tracts	2	3
Number of Minority Tracts	0	0
Percentage of Minority Tracts	0.00%	0.00%
Number of Low Income Tracts	0	0
Percentage of Low Income Tracts	0.00%	0.00%
Number of Moderate Income Tracts	1	2
Percentage of Moderate Income Tracts	50.00%	66.67%
Number of Middle Income Tracts	1	1
Percentage of Middle Income Tracts	50.00%	33.33%
Number of Upper Income Tracts	0	0
Percentage of Upper Income Tracts	0.00%	0.00%
Number of NA Income Tracts	0	0
Percentage of NA Income Tracts	0.00%	0.00%



Pemiscot, MISSOURI

Census Tract	2021		2022		Change in Tract Income Class from 2021 through 2022
	Tract Income Class	Minority Tract	Tract Income Class	Minority Tract	
29155470100	MIDDLE	NO	MIDDLE	NO	No Change
29155470200	MODERATE	YES	LOW	YES	MODERATE to LOW
29155470300	MIDDLE	NO	MIDDLE	NO	No Change
29155470400	MODERATE	NO	MODERATE	NO	No Change
29155470500	MIDDLE	NO	MIDDLE	NO	No Change
29155470600	MIDDLE	NO	MODERATE	NO	MIDDLE to MODERATE

Summary Data: Pemiscot	2021	2022
Number of Census Tracts	6	6
Number of Minority Tracts	1	1
Percentage of Minority Tracts	16.67%	16.67%
Number of Low Income Tracts	0	1
Percentage of Low Income Tracts	0.00%	16.67%
Number of Moderate Income Tracts	2	2
Percentage of Moderate Income Tracts	33.33%	33.33%
Number of Middle Income Tracts	4	3
Percentage of Middle Income Tracts	66.67%	50.00%
Number of Upper Income Tracts	0	0
Percentage of Upper Income Tracts	0.00%	0.00%
Number of NA Income Tracts	0	0
Percentage of NA Income Tracts	0.00%	0.00%

Perry, MISSOURI

Census Tract	2021		2022		Change in Tract Income Class from 2021 through 2022
	Tract Income Class	Minority Tract	Tract Income Class	Minority Tract	
29157470100	UPPER	NO	UPPER	NO	No Change
29157470200	UPPER	NO	UPPER	NO	No Change
29157470300	MIDDLE	NO	UPPER	NO	MIDDLE to UPPER
29157470400	MIDDLE	NO	MIDDLE	NO	No Change
29157470500	UPPER	NO	UPPER	NO	No Change

Summary Data: Perry	2021	2022
Number of Census Tracts	5	5
Number of Minority Tracts	0	0
Percentage of Minority Tracts	0.00%	0.00%
Number of Low Income Tracts	0	0
Percentage of Low Income Tracts	0.00%	0.00%
Number of Moderate Income Tracts	0	0
Percentage of Moderate Income Tracts	0.00%	0.00%
Number of Middle Income Tracts	2	1
Percentage of Middle Income Tracts	40.00%	20.00%
Number of Upper Income Tracts	3	4
Percentage of Upper Income Tracts	60.00%	80.00%
Number of NA Income Tracts	0	0
Percentage of NA Income Tracts	0.00%	0.00%



GeoDataVision Report D-1 Census Tract Reference Book 2021/2022: MISSOURI

Pettis, MISSOURI

Census Tract	2021		2022		Change in Tract Income Class from 2021 through 2022
	Tract Income Class	Minority Tract	Tract Income Class	Minority Tract	
29159480100	MIDDLE	NO	MIDDLE	NO	No Change
29159480200	UPPER	NO	MIDDLE	NO	UPPER to MIDDLE
29159480300	MIDDLE	NO	MIDDLE	NO	No Change
29159480400	MIDDLE	NO	UPPER	NO	MIDDLE to UPPER
29159480500	MIDDLE	NO	MODERATE	NO	MIDDLE to MODERATE
29159480600	LOW	NO	MODERATE	NO	LOW to MODERATE
29159480700	MIDDLE	NO	MIDDLE	NO	No Change
29159480800	MIDDLE	NO	MIDDLE	NO	No Change
29159480900	MODERATE	NO	MIDDLE	NO	MODERATE to MIDDLE
29159481000	MIDDLE	NO	MIDDLE	NO	No Change
29159481100	MIDDLE	NO	MIDDLE	NO	No Change

Pettis, MISSOURI

Census Tract	2021		2022		Change in Tract Income Class from 2021 through 2022
	Tract Income Class	Minority Tract	Tract Income Class	Minority Tract	

Summary Data: Pettis	2021	2022
Number of Census Tracts	11	11
Number of Minority Tracts	0	0
Percentage of Minority Tracts	0.00%	0.00%
Number of Low Income Tracts	1	0
Percentage of Low Income Tracts	9.09%	0.00%
Number of Moderate Income Tracts	1	2
Percentage of Moderate Income Tracts	9.09%	18.18%
Number of Middle Income Tracts	8	8
Percentage of Middle Income Tracts	72.73%	72.73%
Number of Upper Income Tracts	1	1
Percentage of Upper Income Tracts	9.09%	9.09%
Number of NA Income Tracts	0	0
Percentage of NA Income Tracts	0.00%	0.00%

Phelps, MISSOURI

Census Tract	2021		2022		Change in Tract Income Class from 2021 through 2022
	Tract Income Class	Minority Tract	Tract Income Class	Minority Tract	
29161890100	UPPER	NO	MIDDLE	NO	UPPER to MIDDLE
29161890200	MIDDLE	NO	MIDDLE	NO	No Change
29161890300	MIDDLE	NO			Not Applicable



GeoDataVision Report D-1 Census Tract Reference Book 2021/2022: MISSOURI

Phelps, MISSOURI

Census Tract	2021		2022		Change in Tract Income Class from 2021 through 2022
	Tract Income Class	Minority Tract	Tract Income Class	Minority Tract	
29161890301			UPPER	NO	Not Applicable
29161890302			MODERATE	NO	Not Applicable
29161890400	MODERATE	NO			Not Applicable
29161890401			MODERATE	NO	Not Applicable
29161890402			LOW	NO	Not Applicable
29161890500	MIDDLE	NO	UPPER	NO	MIDDLE to UPPER
29161890600	MIDDLE	NO	MIDDLE	NO	No Change
29161890700	MIDDLE	NO	MIDDLE	NO	No Change
29161890800	UPPER	NO	MIDDLE	NO	UPPER to MIDDLE
29161890900	UPPER	NO	MIDDLE	NO	UPPER to MIDDLE
29161891000	UPPER	NO	UPPER	NO	No Change

Phelps, MISSOURI

Census Tract	2021		2022		Change in Tract Income Class from 2021 through 2022
	Tract Income Class	Minority Tract	Tract Income Class	Minority Tract	

Summary Data: Phelps	2021	2022
Number of Census Tracts	10	12
Number of Minority Tracts	0	0
Percentage of Minority Tracts	0.00%	0.00%
Number of Low Income Tracts	0	1
Percentage of Low Income Tracts	0.00%	8.33%
Number of Moderate Income Tracts	1	2
Percentage of Moderate Income Tracts	10.00%	16.67%
Number of Middle Income Tracts	5	6
Percentage of Middle Income Tracts	50.00%	50.00%
Number of Upper Income Tracts	4	3
Percentage of Upper Income Tracts	40.00%	25.00%
Number of NA Income Tracts	0	0
Percentage of NA Income Tracts	0.00%	0.00%

Pike, MISSOURI

Census Tract	2021		2022		Change in Tract Income Class from 2021 through 2022
	Tract Income Class	Minority Tract	Tract Income Class	Minority Tract	
29163460100	MIDDLE	NO	MIDDLE	NO	No Change
29163460200	MIDDLE	NO	UPPER	NO	MIDDLE to UPPER
29163460300	UPPER	NO	MIDDLE	NO	UPPER to MIDDLE



Pike, MISSOURI

Census Tract	2021		2022		Change in Tract Income Class from 2021 through 2022
	Tract Income Class	Minority Tract	Tract Income Class	Minority Tract	
29163460400	MIDDLE	NO	MIDDLE	NO	No Change
29163460500	MIDDLE	NO	MIDDLE	NO	No Change

Summary Data: Pike	2021	2022
Number of Census Tracts	5	5
Number of Minority Tracts	0	0
Percentage of Minority Tracts	0.00%	0.00%
Number of Low Income Tracts	0	0
Percentage of Low Income Tracts	0.00%	0.00%
Number of Moderate Income Tracts	0	0
Percentage of Moderate Income Tracts	0.00%	0.00%
Number of Middle Income Tracts	4	4
Percentage of Middle Income Tracts	80.00%	80.00%
Number of Upper Income Tracts	1	1
Percentage of Upper Income Tracts	20.00%	20.00%
Number of NA Income Tracts	0	0
Percentage of NA Income Tracts	0.00%	0.00%

Platte, MISSOURI

Census Tract	2021		2022		Change in Tract Income Class from 2021 through 2022
	Tract Income Class	Minority Tract	Tract Income Class	Minority Tract	
29165030001	MIDDLE	NO			Not Applicable

Platte, MISSOURI

Census Tract	2021		2022		Change in Tract Income Class from 2021 through 2022
	Tract Income Class	Minority Tract	Tract Income Class	Minority Tract	
29165030002	MODERATE	NO	LOW	NO	MODERATE to LOW
29165030003			MIDDLE	NO	Not Applicable
29165030004			MIDDLE	NO	Not Applicable
29165030101	MIDDLE	NO	UPPER	NO	MIDDLE to UPPER
29165030102	UPPER	NO	MIDDLE	NO	UPPER to MIDDLE
29165030103	UPPER	NO	UPPER	NO	No Change
29165030201	UPPER	NO	UPPER	NO	No Change
29165030205	MIDDLE	NO			Not Applicable
29165030207	MIDDLE	NO	MIDDLE	NO	No Change
29165030208	UPPER	NO	UPPER	NO	No Change
29165030209	MIDDLE	NO			Not Applicable
29165030210	UPPER	NO	UPPER	NO	No Change
29165030211	MODERATE	NO	MIDDLE	NO	MODERATE to MIDDLE
29165030212			MIDDLE	NO	Not Applicable
29165030213			MODERATE	NO	Not Applicable
29165030214			MIDDLE	NO	Not Applicable
29165030215			MIDDLE	NO	Not Applicable
29165030216			MIDDLE	NO	Not Applicable
29165030305	MIDDLE	NO			Not Applicable
29165030306	UPPER	NO	UPPER	NO	No Change
29165030307	NA	NO			Not Applicable
29165030308	MIDDLE	NO	MIDDLE	NO	No Change
29165030309			UPPER	NO	Not Applicable
29165030310			UPPER	NO	Not Applicable
29165030401	UPPER	NO	UPPER	NO	No Change
29165030500	MIDDLE	NO			Not Applicable
29165030501			MIDDLE	NO	Not Applicable



Platte, MISSOURI

Census Tract	2021		2022		Change in Tract Income Class from 2021 through 2022
	Tract Income Class	Minority Tract	Tract Income Class	Minority Tract	
29165030502			MODERATE	NO	Not Applicable
29165030600	MIDDLE	NO			Not Applicable
29165030601			MODERATE	NO	Not Applicable
29165030602			MIDDLE	NO	Not Applicable
29165030700	MIDDLE	NO	MIDDLE	NO	No Change
29165980000			NA	NO	Not Applicable

Summary Data: Platte	2021	2022
Number of Census Tracts	20	27
Number of Minority Tracts	0	0
Percentage of Minority Tracts	0.00%	0.00%
Number of Low Income Tracts	0	1
Percentage of Low Income Tracts	0.00%	3.70%
Number of Moderate Income Tracts	2	3
Percentage of Moderate Income Tracts	10.00%	11.11%
Number of Middle Income Tracts	10	13
Percentage of Middle Income Tracts	50.00%	48.15%
Number of Upper Income Tracts	7	9
Percentage of Upper Income Tracts	35.00%	33.33%
Number of NA Income Tracts	1	1
Percentage of NA Income Tracts	5.00%	3.70%

Polk, MISSOURI

Census Tract	2021		2022		Change in Tract Income Class from 2021 through 2022
	Tract Income Class	Minority Tract	Tract Income Class	Minority Tract	
29167960100	MIDDLE	NO			Not Applicable
29167960101			MIDDLE	NO	Not Applicable
29167960102			MODERATE	NO	Not Applicable
29167960200	MIDDLE	NO			Not Applicable
29167960201			MIDDLE	NO	Not Applicable
29167960202			MODERATE	NO	Not Applicable
29167960300	MIDDLE	NO			Not Applicable
29167960301			MIDDLE	NO	Not Applicable
29167960302			MIDDLE	NO	Not Applicable
29167960400	MIDDLE	NO			Not Applicable
29167960401			MIDDLE	NO	Not Applicable
29167960402			MIDDLE	NO	Not Applicable



Polk, MISSOURI

Census Tract	2021		2022		Change in Tract Income Class from 2021 through 2022
	Tract Income Class	Minority Tract	Tract Income Class	Minority Tract	
Summary Data: Polk			2021	2022	
Number of Census Tracts			4	8	
Number of Minority Tracts			0	0	
Percentage of Minority Tracts			0.00%	0.00%	
Number of Low Income Tracts			0	0	
Percentage of Low Income Tracts			0.00%	0.00%	
Number of Moderate Income Tracts			0	2	
Percentage of Moderate Income Tracts			0.00%	25.00%	
Number of Middle Income Tracts			4	6	
Percentage of Middle Income Tracts			100.00%	75.00%	
Number of Upper Income Tracts			0	0	
Percentage of Upper Income Tracts			0.00%	0.00%	
Number of NA Income Tracts			0	0	
Percentage of NA Income Tracts			0.00%	0.00%	

Pulaski, MISSOURI

Census Tract	2021		2022		Change in Tract Income Class from 2021 through 2022
	Tract Income Class	Minority Tract	Tract Income Class	Minority Tract	
29169470287	MIDDLE	NO			Not Applicable
29169470288			MIDDLE	NO	Not Applicable
29169470289			UPPER	NO	Not Applicable
29169470389	MODERATE	NO	MIDDLE	NO	MODERATE to MIDDLE
29169470390	MIDDLE	YES	MIDDLE	YES	No Change
29169470400	UPPER	NO			Not Applicable
29169470401			MIDDLE	NO	Not Applicable
29169470402			UPPER	NO	Not Applicable
29169470500	MIDDLE	NO			Not Applicable
29169470501			UPPER	NO	Not Applicable
29169470502			MIDDLE	NO	Not Applicable
29169470600	UPPER	NO			Not Applicable
29169470601			UPPER	NO	Not Applicable
29169470602			NA	NO	Not Applicable

Pulaski, MISSOURI

Census Tract	2021		2022		Change in Tract Income Class from 2021 through 2022
	Tract Income Class	Minority Tract	Tract Income Class	Minority Tract	
29169470101	MIDDLE	NO	MIDDLE	NO	No Change
29169470102	MIDDLE	NO	MIDDLE	NO	No Change
29169470286	UPPER	NO	UPPER	NO	No Change



Pulaski, MISSOURI

Census Tract	2021		2022		Change in Tract Income Class from 2021 through 2022
	Tract Income Class	Minority Tract	Tract Income Class	Minority Tract	

Summary Data: Pulaski	2021	2022
Number of Census Tracts	9	13
Number of Minority Tracts	1	1
Percentage of Minority Tracts	11.11%	7.69%
Number of Low Income Tracts	0	0
Percentage of Low Income Tracts	0.00%	0.00%
Number of Moderate Income Tracts	1	0
Percentage of Moderate Income Tracts	11.11%	0.00%
Number of Middle Income Tracts	5	7
Percentage of Middle Income Tracts	55.56%	53.85%
Number of Upper Income Tracts	3	5
Percentage of Upper Income Tracts	33.33%	38.46%
Number of NA Income Tracts	0	1
Percentage of NA Income Tracts	0.00%	7.69%

Putnam, MISSOURI

Census Tract	2021		2022		Change in Tract Income Class from 2021 through 2022
	Tract Income Class	Minority Tract	Tract Income Class	Minority Tract	

Summary Data: Putnam	2021	2022
Number of Census Tracts	2	2
Number of Minority Tracts	0	0
Percentage of Minority Tracts	0.00%	0.00%
Number of Low Income Tracts	0	0
Percentage of Low Income Tracts	0.00%	0.00%
Number of Moderate Income Tracts	0	0
Percentage of Moderate Income Tracts	0.00%	0.00%
Number of Middle Income Tracts	2	1
Percentage of Middle Income Tracts	100.00%	50.00%
Number of Upper Income Tracts	0	1
Percentage of Upper Income Tracts	0.00%	50.00%
Number of NA Income Tracts	0	0
Percentage of NA Income Tracts	0.00%	0.00%

Putnam, MISSOURI

Census Tract	2021		2022		Change in Tract Income Class from 2021 through 2022
	Tract Income Class	Minority Tract	Tract Income Class	Minority Tract	
29171960100	MIDDLE	NO	UPPER	NO	MIDDLE to UPPER
29171960200	MIDDLE	NO	MIDDLE	NO	No Change

Ralls, MISSOURI

Census Tract	2021		2022		Change in Tract Income Class from 2021 through 2022
	Tract Income Class	Minority Tract	Tract Income Class	Minority Tract	
29173470100	MIDDLE	NO	MIDDLE	NO	No Change
29173470200	UPPER	NO	UPPER	NO	No Change
29173470300	MIDDLE	NO	MIDDLE	NO	No Change



Ralls, MISSOURI

Census Tract	2021		2022		Change in Tract Income Class from 2021 through 2022
	Tract Income Class	Minority Tract	Tract Income Class	Minority Tract	

Summary Data: Ralls	2021	2022
Number of Census Tracts	3	3
Number of Minority Tracts	0	0
Percentage of Minority Tracts	0.00%	0.00%
Number of Low Income Tracts	0	0
Percentage of Low Income Tracts	0.00%	0.00%
Number of Moderate Income Tracts	0	0
Percentage of Moderate Income Tracts	0.00%	0.00%
Number of Middle Income Tracts	2	2
Percentage of Middle Income Tracts	66.67%	66.67%
Number of Upper Income Tracts	1	1
Percentage of Upper Income Tracts	33.33%	33.33%
Number of NA Income Tracts	0	0
Percentage of NA Income Tracts	0.00%	0.00%

Randolph, MISSOURI

Census Tract	2021		2022		Change in Tract Income Class from 2021 through 2022
	Tract Income Class	Minority Tract	Tract Income Class	Minority Tract	
29175490100	MIDDLE	NO	UPPER	NO	MIDDLE to UPPER
29175490200	MIDDLE	NO	MIDDLE	NO	No Change
29175490300	MODERATE	NO	MODERATE	NO	No Change

Randolph, MISSOURI

Census Tract	2021		2022		Change in Tract Income Class from 2021 through 2022
	Tract Income Class	Minority Tract	Tract Income Class	Minority Tract	
29175490400	UPPER	NO	MIDDLE	NO	UPPER to MIDDLE
29175490500	MIDDLE	NO	MIDDLE	NO	No Change
29175490600	MIDDLE	NO	MIDDLE	NO	No Change

Summary Data: Randolph	2021	2022
Number of Census Tracts	6	6
Number of Minority Tracts	0	0
Percentage of Minority Tracts	0.00%	0.00%
Number of Low Income Tracts	0	0
Percentage of Low Income Tracts	0.00%	0.00%
Number of Moderate Income Tracts	1	1
Percentage of Moderate Income Tracts	16.67%	16.67%
Number of Middle Income Tracts	4	4
Percentage of Middle Income Tracts	66.67%	66.67%
Number of Upper Income Tracts	1	1
Percentage of Upper Income Tracts	16.67%	16.67%
Number of NA Income Tracts	0	0
Percentage of NA Income Tracts	0.00%	0.00%

Ray, MISSOURI

Census Tract	2021		2022		Change in Tract Income Class from 2021 through 2022
	Tract Income Class	Minority Tract	Tract Income Class	Minority Tract	



Ray, MISSOURI

Census Tract	2021		2022		Change in Tract Income Class from 2021 through 2022
	Tract Income Class	Minority Tract	Tract Income Class	Minority Tract	
29177080000	MIDDLE	NO			Not Applicable
29177080001			MIDDLE	NO	Not Applicable
29177080002			MIDDLE	NO	Not Applicable
29177080100	MIDDLE	NO	MIDDLE	NO	No Change
29177080200	MODERATE	NO			Not Applicable
29177080201			MIDDLE	NO	Not Applicable
29177080202			MODERATE	NO	Not Applicable
29177080300	MIDDLE	NO	MIDDLE	NO	No Change

Ray, MISSOURI

Census Tract	2021		2022		Change in Tract Income Class from 2021 through 2022
	Tract Income Class	Minority Tract	Tract Income Class	Minority Tract	

Summary Data: Ray	2021	2022
Number of Census Tracts	4	6
Number of Minority Tracts	0	0
Percentage of Minority Tracts	0.00%	0.00%
Number of Low Income Tracts	0	0
Percentage of Low Income Tracts	0.00%	0.00%
Number of Moderate Income Tracts	1	1
Percentage of Moderate Income Tracts	25.00%	16.67%
Number of Middle Income Tracts	3	5
Percentage of Middle Income Tracts	75.00%	83.33%
Number of Upper Income Tracts	0	0
Percentage of Upper Income Tracts	0.00%	0.00%
Number of NA Income Tracts	0	0
Percentage of NA Income Tracts	0.00%	0.00%

Reynolds, MISSOURI

Census Tract	2021		2022		Change in Tract Income Class from 2021 through 2022
	Tract Income Class	Minority Tract	Tract Income Class	Minority Tract	
29179380100	MIDDLE	NO	MIDDLE	NO	No Change
29179380200	MIDDLE	NO	MIDDLE	NO	No Change



Reynolds, MISSOURI

Census Tract	2021		2022		Change in Tract Income Class from 2021 through 2022
	Tract Income Class	Minority Tract	Tract Income Class	Minority Tract	

Summary Data: Reynolds	2021	2022
Number of Census Tracts	2	2
Number of Minority Tracts	0	0
Percentage of Minority Tracts	0.00%	0.00%
Number of Low Income Tracts	0	0
Percentage of Low Income Tracts	0.00%	0.00%
Number of Moderate Income Tracts	0	0
Percentage of Moderate Income Tracts	0.00%	0.00%
Number of Middle Income Tracts	2	2
Percentage of Middle Income Tracts	100.00%	100.00%
Number of Upper Income Tracts	0	0
Percentage of Upper Income Tracts	0.00%	0.00%
Number of NA Income Tracts	0	0
Percentage of NA Income Tracts	0.00%	0.00%

Ripley, MISSOURI

Census Tract	2021		2022		Change in Tract Income Class from 2021 through 2022
	Tract Income Class	Minority Tract	Tract Income Class	Minority Tract	
29181870100	MIDDLE	NO	MODERATE	NO	MIDDLE to MODERATE
29181870200	MIDDLE	NO	MODERATE	NO	MIDDLE to MODERATE
29181870300	MODERATE	NO	MIDDLE	NO	MODERATE to MIDDLE

Ripley, MISSOURI

Census Tract	2021		2022		Change in Tract Income Class from 2021 through 2022
	Tract Income Class	Minority Tract	Tract Income Class	Minority Tract	
29181870400	MODERATE	NO	MIDDLE	NO	MODERATE to MIDDLE

Summary Data: Ripley	2021	2022
Number of Census Tracts	4	4
Number of Minority Tracts	0	0
Percentage of Minority Tracts	0.00%	0.00%
Number of Low Income Tracts	0	0
Percentage of Low Income Tracts	0.00%	0.00%
Number of Moderate Income Tracts	2	2
Percentage of Moderate Income Tracts	50.00%	50.00%
Number of Middle Income Tracts	2	2
Percentage of Middle Income Tracts	50.00%	50.00%
Number of Upper Income Tracts	0	0
Percentage of Upper Income Tracts	0.00%	0.00%
Number of NA Income Tracts	0	0
Percentage of NA Income Tracts	0.00%	0.00%

Saline, MISSOURI

Census Tract	2021		2022		Change in Tract Income Class from 2021 through 2022
	Tract Income Class	Minority Tract	Tract Income Class	Minority Tract	
29195090100	MIDDLE	NO	MIDDLE	NO	No Change
29195090200	UPPER	NO	UPPER	NO	No Change



Saline, MISSOURI

Census Tract	2021		2022		Change in Tract Income Class from 2021 through 2022
	Tract Income Class	Minority Tract	Tract Income Class	Minority Tract	
29195090300	MIDDLE	NO	MIDDLE	NO	No Change
29195090400	MIDDLE	NO	MIDDLE	NO	No Change
29195090500	MIDDLE	NO	UPPER	NO	MIDDLE to UPPER
29195090600	MODERATE	NO	MIDDLE	NO	MODERATE to MIDDLE
29195090700	MIDDLE	NO	MIDDLE	NO	No Change
29195090800	MIDDLE	NO	UPPER	NO	MIDDLE to UPPER

Summary Data: Saline	2021	2022
Number of Census Tracts	8	8
Number of Minority Tracts	0	0
Percentage of Minority Tracts	0.00%	0.00%
Number of Low Income Tracts	0	0
Percentage of Low Income Tracts	0.00%	0.00%
Number of Moderate Income Tracts	1	0
Percentage of Moderate Income Tracts	12.50%	0.00%
Number of Middle Income Tracts	6	5
Percentage of Middle Income Tracts	75.00%	62.50%
Number of Upper Income Tracts	1	3
Percentage of Upper Income Tracts	12.50%	37.50%
Number of NA Income Tracts	0	0
Percentage of NA Income Tracts	0.00%	0.00%

Schuyler, MISSOURI

Census Tract	2021		2022		Change in Tract Income Class from 2021 through 2022
	Tract Income Class	Minority Tract	Tract Income Class	Minority Tract	
29197470100	MIDDLE	NO	MIDDLE	NO	No Change
29197470200	MIDDLE	NO	MIDDLE	NO	No Change

Summary Data: Schuyler	2021	2022
Number of Census Tracts	2	2
Number of Minority Tracts	0	0
Percentage of Minority Tracts	0.00%	0.00%
Number of Low Income Tracts	0	0
Percentage of Low Income Tracts	0.00%	0.00%
Number of Moderate Income Tracts	0	0
Percentage of Moderate Income Tracts	0.00%	0.00%
Number of Middle Income Tracts	2	2
Percentage of Middle Income Tracts	100.00%	100.00%
Number of Upper Income Tracts	0	0
Percentage of Upper Income Tracts	0.00%	0.00%
Number of NA Income Tracts	0	0
Percentage of NA Income Tracts	0.00%	0.00%

Scotland, MISSOURI

Census Tract	2021		2022		Change in Tract Income Class from 2021 through 2022
	Tract Income Class	Minority Tract	Tract Income Class	Minority Tract	
29199480100	MIDDLE	NO	MIDDLE	NO	No Change



Scotland, MISSOURI

Census Tract	2021		2022		Change in Tract Income Class from 2021 through 2022
	Tract Income Class	Minority Tract	Tract Income Class	Minority Tract	
29199480200	MIDDLE	NO	MIDDLE	NO	No Change

Summary Data: Scotland	2021	2022
Number of Census Tracts	2	2
Number of Minority Tracts	0	0
Percentage of Minority Tracts	0.00%	0.00%
Number of Low Income Tracts	0	0
Percentage of Low Income Tracts	0.00%	0.00%
Number of Moderate Income Tracts	0	0
Percentage of Moderate Income Tracts	0.00%	0.00%
Number of Middle Income Tracts	2	2
Percentage of Middle Income Tracts	100.00%	100.00%
Number of Upper Income Tracts	0	0
Percentage of Upper Income Tracts	0.00%	0.00%
Number of NA Income Tracts	0	0
Percentage of NA Income Tracts	0.00%	0.00%

Scott, MISSOURI

Census Tract	2021		2022		Change in Tract Income Class from 2021 through 2022
	Tract Income Class	Minority Tract	Tract Income Class	Minority Tract	
29201780300	MIDDLE	NO	MIDDLE	NO	No Change
29201780400	MIDDLE	NO	UPPER	NO	MIDDLE to UPPER
29201780600	MIDDLE	NO	MIDDLE	NO	No Change
29201780700	MIDDLE	YES	MIDDLE	YES	No Change
29201781000	MIDDLE	NO	MIDDLE	NO	No Change
29201781100	MIDDLE	NO	MIDDLE	NO	No Change
29201781200	MODERATE	NO			Not Applicable
29201781201			LOW	YES	Not Applicable
29201781202			MIDDLE	NO	Not Applicable
29201781300	UPPER	NO	UPPER	NO	No Change

Scott, MISSOURI

Census Tract	2021		2022		Change in Tract Income Class from 2021 through 2022
	Tract Income Class	Minority Tract	Tract Income Class	Minority Tract	
29201780100	MIDDLE	NO	MIDDLE	NO	No Change
29201780200	MIDDLE	NO	MIDDLE	NO	No Change



Scott, MISSOURI

Census Tract	2021		2022		Change in Tract Income Class from 2021 through 2022
	Tract Income Class	Minority Tract	Tract Income Class	Minority Tract	

Summary Data: Scott	2021	2022
Number of Census Tracts	10	11
Number of Minority Tracts	1	2
Percentage of Minority Tracts	10.00%	18.18%
Number of Low Income Tracts	0	1
Percentage of Low Income Tracts	0.00%	9.09%
Number of Moderate Income Tracts	1	0
Percentage of Moderate Income Tracts	10.00%	0.00%
Number of Middle Income Tracts	8	8
Percentage of Middle Income Tracts	80.00%	72.73%
Number of Upper Income Tracts	1	2
Percentage of Upper Income Tracts	10.00%	18.18%
Number of NA Income Tracts	0	0
Percentage of NA Income Tracts	0.00%	0.00%

Shannon, MISSOURI

Census Tract	2021		2022		Change in Tract Income Class from 2021 through 2022
	Tract Income Class	Minority Tract	Tract Income Class	Minority Tract	

Summary Data: Shannon	2021	2022
Number of Census Tracts	2	2
Number of Minority Tracts	0	0
Percentage of Minority Tracts	0.00%	0.00%
Number of Low Income Tracts	0	0
Percentage of Low Income Tracts	0.00%	0.00%
Number of Moderate Income Tracts	0	0
Percentage of Moderate Income Tracts	0.00%	0.00%
Number of Middle Income Tracts	2	2
Percentage of Middle Income Tracts	100.00%	100.00%
Number of Upper Income Tracts	0	0
Percentage of Upper Income Tracts	0.00%	0.00%
Number of NA Income Tracts	0	0
Percentage of NA Income Tracts	0.00%	0.00%

Shannon, MISSOURI

Census Tract	2021		2022		Change in Tract Income Class from 2021 through 2022
	Tract Income Class	Minority Tract	Tract Income Class	Minority Tract	
29203470100	MIDDLE	NO	MIDDLE	NO	No Change
29203470200	MIDDLE	NO	MIDDLE	NO	No Change

Shelby, MISSOURI

Census Tract	2021		2022		Change in Tract Income Class from 2021 through 2022
	Tract Income Class	Minority Tract	Tract Income Class	Minority Tract	
29205450100	MIDDLE	NO	UPPER	NO	MIDDLE to UPPER
29205450200	MIDDLE	NO	MIDDLE	NO	No Change
29205450300	MIDDLE	NO	MODERATE	NO	MIDDLE to MODERATE



Shelby, MISSOURI

Census Tract	2021		2022		Change in Tract Income Class from 2021 through 2022
	Tract Income Class	Minority Tract	Tract Income Class	Minority Tract	

Summary Data: Shelby	2021	2022
Number of Census Tracts	3	3
Number of Minority Tracts	0	0
Percentage of Minority Tracts	0.00%	0.00%
Number of Low Income Tracts	0	0
Percentage of Low Income Tracts	0.00%	0.00%
Number of Moderate Income Tracts	0	1
Percentage of Moderate Income Tracts	0.00%	33.33%
Number of Middle Income Tracts	3	1
Percentage of Middle Income Tracts	100.00%	33.33%
Number of Upper Income Tracts	0	1
Percentage of Upper Income Tracts	0.00%	33.33%
Number of NA Income Tracts	0	0
Percentage of NA Income Tracts	0.00%	0.00%

St. Charles, MISSOURI

Census Tract	2021		2022		Change in Tract Income Class from 2021 through 2022
	Tract Income Class	Minority Tract	Tract Income Class	Minority Tract	
29183310100	MIDDLE	NO	MIDDLE	NO	No Change
29183310201	UPPER	NO	UPPER	NO	No Change
29183310202	UPPER	NO	MIDDLE	NO	UPPER to MIDDLE

St. Charles, MISSOURI

Census Tract	2021		2022		Change in Tract Income Class from 2021 through 2022
	Tract Income Class	Minority Tract	Tract Income Class	Minority Tract	
29183310301	MIDDLE	NO	MIDDLE	NO	No Change
29183310302	MODERATE	NO	MIDDLE	NO	MODERATE to MIDDLE
29183310400	MODERATE	NO	MODERATE	NO	No Change
29183310501	LOW	NO	MODERATE	NO	LOW to MODERATE
29183310502	MIDDLE	NO	MIDDLE	NO	No Change
29183310601	MIDDLE	NO	MIDDLE	NO	No Change
29183310602	UPPER	NO	MIDDLE	NO	UPPER to MIDDLE
29183310700	MODERATE	NO	MODERATE	NO	No Change
29183310801	UPPER	NO	UPPER	NO	No Change
29183310802	MIDDLE	NO	MIDDLE	NO	No Change
29183310901	MODERATE	NO	MODERATE	NO	No Change
29183310902	MIDDLE	NO	UPPER	NO	MIDDLE to UPPER
29183310903	MIDDLE	NO	MIDDLE	NO	No Change
29183311001	MIDDLE	NO	MIDDLE	NO	No Change
29183311003	MIDDLE	NO	MIDDLE	NO	No Change
29183311004	MIDDLE	NO	MIDDLE	NO	No Change
29183311103	UPPER	NO	UPPER	NO	No Change
29183311114	UPPER	NO	UPPER	NO	No Change
29183311122	UPPER	NO	MIDDLE	NO	UPPER to MIDDLE
29183311124	UPPER	NO	UPPER	NO	No Change
29183311132	UPPER	NO	UPPER	NO	No Change
29183311145	UPPER	NO	UPPER	NO	No Change
29183311146	UPPER	NO	UPPER	NO	No Change
29183311147	UPPER	NO	UPPER	NO	No Change
29183311148	UPPER	NO	UPPER	NO	No Change
29183311149	MIDDLE	NO	MIDDLE	NO	No Change
29183311150	UPPER	NO	UPPER	NO	No Change



GeoDataVision Report D-1 Census Tract Reference Book 2021/2022: MISSOURI

St. Charles, MISSOURI

Census Tract	2021		2022		Change in Tract Income Class from 2021 through 2022
	Tract Income Class	Minority Tract	Tract Income Class	Minority Tract	
29183311151	UPPER	NO	UPPER	NO	No Change
29183311152	UPPER	NO	UPPER	NO	No Change
29183311153	UPPER	NO	UPPER	NO	No Change
29183311154	UPPER	NO	UPPER	NO	No Change
29183311203	UPPER	NO	UPPER	NO	No Change
29183311211	UPPER	NO	MIDDLE	NO	UPPER to MIDDLE
29183311212	UPPER	NO	UPPER	NO	No Change
29183311221	UPPER	NO	MIDDLE	NO	UPPER to MIDDLE
29183311294	UPPER	NO	MIDDLE	NO	UPPER to MIDDLE
29183311296	UPPER	NO	MIDDLE	NO	UPPER to MIDDLE
29183311311	MIDDLE	NO	MIDDLE	NO	No Change
29183311312	UPPER	NO	MIDDLE	NO	UPPER to MIDDLE
29183311322	UPPER	NO	UPPER	NO	No Change
29183311331	UPPER	NO	MIDDLE	NO	UPPER to MIDDLE
29183311391	MIDDLE	NO	MIDDLE	NO	No Change
29183311422	MIDDLE	NO	MIDDLE	NO	No Change
29183311500	MODERATE	NO	LOW	NO	MODERATE to LOW
29183311601	MIDDLE	NO			Not Applicable
29183311602	MIDDLE	NO	MIDDLE	NO	No Change
29183311603			UPPER	NO	Not Applicable
29183311604			UPPER	NO	Not Applicable
29183311712	MIDDLE	NO	UPPER	NO	MIDDLE to UPPER
29183311721	UPPER	NO	UPPER	NO	No Change
29183311722	UPPER	NO			Not Applicable
29183311732	UPPER	NO	UPPER	NO	No Change
29183311733	MIDDLE	NO	MIDDLE	NO	No Change
29183311734	MIDDLE	NO	MIDDLE	NO	No Change

St. Charles, MISSOURI

Census Tract	2021		2022		Change in Tract Income Class from 2021 through 2022
	Tract Income Class	Minority Tract	Tract Income Class	Minority Tract	
29183311735	UPPER	NO	UPPER	NO	No Change
29183311736	UPPER	NO			Not Applicable
29183311737			UPPER	NO	Not Applicable
29183311738			MODERATE	NO	Not Applicable
29183311739			UPPER	NO	Not Applicable
29183311740			UPPER	NO	Not Applicable
29183311801	UPPER	NO	UPPER	NO	No Change
29183311802	MIDDLE	NO	UPPER	NO	MIDDLE to UPPER
29183311903	MIDDLE	NO	UPPER	NO	MIDDLE to UPPER
29183311904	UPPER	NO	UPPER	NO	No Change
29183311907	MIDDLE	NO	MIDDLE	NO	No Change
29183311908	MIDDLE	NO	UPPER	NO	MIDDLE to UPPER
29183311909	UPPER	NO	UPPER	NO	No Change
29183312001	UPPER	NO	UPPER	NO	No Change
29183312002			UPPER	NO	Not Applicable
29183312003			MIDDLE	NO	Not Applicable
29183312094	MIDDLE	NO	MIDDLE	NO	No Change
29183312095	MIDDLE	NO	MIDDLE	NO	No Change
29183312096	MIDDLE	NO	UPPER	NO	MIDDLE to UPPER
29183312097	MIDDLE	NO			Not Applicable
29183312192	UPPER	NO	MIDDLE	NO	UPPER to MIDDLE
29183312193	UPPER	NO	UPPER	NO	No Change
29183312194	UPPER	NO	MIDDLE	NO	UPPER to MIDDLE
29183312195	MODERATE	NO	MODERATE	NO	No Change
29183312204	UPPER	NO	UPPER	NO	No Change
29183312205	UPPER	NO			Not Applicable
29183312206	MIDDLE	NO	UPPER	NO	MIDDLE to UPPER



St. Charles, MISSOURI

Census Tract	2021		2022		Change in Tract Income Class from 2021 through 2022
	Tract Income Class	Minority Tract	Tract Income Class	Minority Tract	
29183312207			MIDDLE	NO	Not Applicable
29183312208			UPPER	NO	Not Applicable
29183312209			UPPER	NO	Not Applicable
29183312300	UPPER	NO	UPPER	NO	No Change
29183312400	MODERATE	NO	MODERATE	NO	No Change
29183980000	NA	NO	NA	YES	No Change

Summary Data: St. Charles	2021	2022
Number of Census Tracts	79	85
Number of Minority Tracts	0	1
Percentage of Minority Tracts	0.00%	1.18%
Number of Low Income Tracts	1	1
Percentage of Low Income Tracts	1.27%	1.18%
Number of Moderate Income Tracts	7	7
Percentage of Moderate Income Tracts	8.86%	8.24%
Number of Middle Income Tracts	28	33
Percentage of Middle Income Tracts	35.44%	38.82%
Number of Upper Income Tracts	42	43
Percentage of Upper Income Tracts	53.16%	50.59%
Number of NA Income Tracts	1	1
Percentage of NA Income Tracts	1.27%	1.18%

St. Clair, MISSOURI

Census Tract	2021		2022		Change in Tract Income Class from 2021 through 2022
	Tract Income Class	Minority Tract	Tract Income Class	Minority Tract	
29185480100	MIDDLE	NO	MIDDLE	NO	No Change
29185480200	MIDDLE	NO	MIDDLE	NO	No Change
29185480300	MODERATE	NO	MIDDLE	NO	MODERATE to MIDDLE

Summary Data: St. Clair	2021	2022
Number of Census Tracts	3	3
Number of Minority Tracts	0	0
Percentage of Minority Tracts	0.00%	0.00%
Number of Low Income Tracts	0	0
Percentage of Low Income Tracts	0.00%	0.00%
Number of Moderate Income Tracts	1	0
Percentage of Moderate Income Tracts	33.33%	0.00%
Number of Middle Income Tracts	2	3
Percentage of Middle Income Tracts	66.67%	100.00%
Number of Upper Income Tracts	0	0
Percentage of Upper Income Tracts	0.00%	0.00%
Number of NA Income Tracts	0	0
Percentage of NA Income Tracts	0.00%	0.00%

St. Francois, MISSOURI

Census Tract	2021		2022		Change in Tract Income Class from 2021 through 2022
	Tract Income Class	Minority Tract	Tract Income Class	Minority Tract	



GeoDataVision Report D-1 Census Tract Reference Book 2021/2022: MISSOURI

St. Francois, MISSOURI

Census Tract	2021		2022		Change in Tract Income Class from 2021 through 2022
	Tract Income Class	Minority Tract	Tract Income Class	Minority Tract	
29187950101	MIDDLE	NO			Not Applicable
29187950102	MIDDLE	NO			Not Applicable
29187950103			UPPER	NO	Not Applicable
29187950104			NA	NO	Not Applicable
29187950105			MIDDLE	NO	Not Applicable
29187950106			MIDDLE	NO	Not Applicable
29187950300	MIDDLE	NO	MIDDLE	NO	No Change
29187950400	MIDDLE	NO			Not Applicable
29187950401			MODERATE	NO	Not Applicable
29187950402			UPPER	NO	Not Applicable
29187950600	MIDDLE	NO	MIDDLE	NO	No Change
29187950700	MIDDLE	NO			Not Applicable
29187950701			UPPER	NO	Not Applicable
29187950702			UPPER	NO	Not Applicable
29187950703			UPPER	NO	Not Applicable
29187950800	MIDDLE	NO			Not Applicable
29187950801			MIDDLE	NO	Not Applicable
29187950802			MIDDLE	NO	Not Applicable
29187950901	UPPER	NO	UPPER	NO	No Change
29187950902	MIDDLE	NO	MIDDLE	NO	No Change
29187951000	MIDDLE	NO			Not Applicable
29187951001			MODERATE	NO	Not Applicable
29187951002			MIDDLE	NO	Not Applicable
29187951100	MODERATE	NO			Not Applicable
29187951101			MODERATE	NO	Not Applicable
29187951102			MIDDLE	NO	Not Applicable

St. Francois, MISSOURI

Census Tract	2021		2022		Change in Tract Income Class from 2021 through 2022
	Tract Income Class	Minority Tract	Tract Income Class	Minority Tract	
Summary Data: St. Francois			2021	2022	
Number of Census Tracts			11	19	
Number of Minority Tracts			0	0	
Percentage of Minority Tracts			0.00%	0.00%	
Number of Low Income Tracts			0	0	
Percentage of Low Income Tracts			0.00%	0.00%	
Number of Moderate Income Tracts			1	3	
Percentage of Moderate Income Tracts			9.09%	15.79%	
Number of Middle Income Tracts			9	9	
Percentage of Middle Income Tracts			81.82%	47.37%	
Number of Upper Income Tracts			1	6	
Percentage of Upper Income Tracts			9.09%	31.58%	
Number of NA Income Tracts			0	1	
Percentage of NA Income Tracts			0.00%	5.26%	

St. Louis, MISSOURI

Census Tract	2021		2022		Change in Tract Income Class from 2021 through 2022
	Tract Income Class	Minority Tract	Tract Income Class	Minority Tract	
29189210100	MODERATE	YES			Not Applicable
29189210101			MODERATE	YES	Not Applicable
29189210102			MODERATE	YES	Not Applicable



GeoDataVision Report D-1 Census Tract Reference Book 2021/2022: MISSOURI

St. Louis, MISSOURI

Census Tract	2021		2022		Change in Tract Income Class from 2021 through 2022
	Tract Income Class	Minority Tract	Tract Income Class	Minority Tract	
29189210200	LOW	YES	MODERATE	YES	LOW to MODERATE
29189210300	LOW	YES	MODERATE	YES	LOW to MODERATE
29189210400	MODERATE	YES	MODERATE	YES	No Change
29189210501	MODERATE	YES	MODERATE	YES	No Change
29189210502	MODERATE	YES	MODERATE	YES	No Change
29189210600	MODERATE	YES	MODERATE	YES	No Change
29189210702	MODERATE	YES	MODERATE	YES	No Change
29189210703	MODERATE	YES	MODERATE	YES	No Change
29189210704	MODERATE	YES	MODERATE	YES	No Change
29189210803	MIDDLE	YES	MODERATE	YES	MIDDLE to MODERATE
29189210804	MIDDLE	YES			Not Applicable
29189210805	MODERATE	YES	MIDDLE	YES	MODERATE to MIDDLE
29189210806	MIDDLE	YES	MIDDLE	YES	No Change
29189210807			MIDDLE	YES	Not Applicable
29189210808			MIDDLE	YES	Not Applicable
29189210912	UPPER	YES	MIDDLE	YES	UPPER to MIDDLE
29189210921	MIDDLE	YES	MIDDLE	YES	No Change
29189210923	MIDDLE	NO	MIDDLE	YES	No Change
29189210924	MIDDLE	YES	MIDDLE	YES	No Change
29189210925	MODERATE	YES	MIDDLE	YES	MODERATE to MIDDLE
29189210926	MIDDLE	NO	MODERATE	YES	MIDDLE to MODERATE
29189210927	UPPER	YES	UPPER	YES	No Change
29189210928	UPPER	YES	UPPER	YES	No Change
29189211000	MIDDLE	YES			Not Applicable
29189211001			MIDDLE	YES	Not Applicable
29189211002			MIDDLE	YES	Not Applicable
29189211101	MODERATE	NO	MIDDLE	YES	MODERATE to MIDDLE

St. Louis, MISSOURI

Census Tract	2021		2022		Change in Tract Income Class from 2021 through 2022
	Tract Income Class	Minority Tract	Tract Income Class	Minority Tract	
29189211102	MIDDLE	YES	MIDDLE	YES	No Change
29189211201	MODERATE	NO	MODERATE	YES	No Change
29189211202	MIDDLE	NO	MIDDLE	NO	No Change
29189211301	MIDDLE	NO	MIDDLE	NO	No Change
29189211331	MIDDLE	NO	MIDDLE	NO	No Change
29189211332	MIDDLE	NO	MIDDLE	NO	No Change
29189211333	MIDDLE	NO	MIDDLE	YES	No Change
29189211334	MIDDLE	NO	MIDDLE	NO	No Change
29189211401	MIDDLE	NO	MODERATE	NO	MIDDLE to MODERATE
29189211402	MODERATE	YES	MODERATE	YES	No Change
29189211500	MODERATE	YES	LOW	YES	MODERATE to LOW
29189211600	MODERATE	YES	MODERATE	YES	No Change
29189211700	MIDDLE	YES	MODERATE	YES	MIDDLE to MODERATE
29189211801	MODERATE	YES	LOW	YES	MODERATE to LOW
29189211802	MODERATE	YES	MODERATE	YES	No Change
29189211900	LOW	YES	LOW	YES	No Change
29189212001	LOW	YES			Not Applicable
29189212002	LOW	YES	LOW	YES	No Change
29189212003			MODERATE	YES	Not Applicable
29189212004			LOW	YES	Not Applicable
29189212101	LOW	YES	MODERATE	YES	LOW to MODERATE
29189212102	LOW	YES	LOW	YES	No Change
29189212200	LOW	YES			Not Applicable
29189212201			MODERATE	YES	Not Applicable
29189212202			LOW	YES	Not Applicable
29189212300	MODERATE	YES	MODERATE	YES	No Change
29189212400	MODERATE	YES	MODERATE	YES	No Change



GeoDataVision Report D-1 Census Tract Reference Book 2021/2022: MISSOURI

St. Louis, MISSOURI

Census Tract	2021		2022		Change in Tract Income Class from 2021 through 2022
	Tract Income Class	Minority Tract	Tract Income Class	Minority Tract	
29189212500	MODERATE	YES	MODERATE	YES	No Change
29189212600	MIDDLE	YES	MODERATE	YES	MIDDLE to MODERATE
29189212700	MODERATE	YES			Not Applicable
29189212701			LOW	YES	Not Applicable
29189212702			LOW	YES	Not Applicable
29189213101	MIDDLE	NO			Not Applicable
29189213102	NA	NO	NA	NO	No Change
29189213103			MIDDLE	NO	Not Applicable
29189213104			LOW	YES	Not Applicable
29189213202	MIDDLE	NO	MIDDLE	NO	No Change
29189213203	MIDDLE	NO	MIDDLE	NO	No Change
29189213204	MODERATE	NO	MIDDLE	YES	MODERATE to MIDDLE
29189213300	MODERATE	YES			Not Applicable
29189213301			MODERATE	YES	Not Applicable
29189213302			MODERATE	YES	Not Applicable
29189213400	MODERATE	NO			Not Applicable
29189213401			MODERATE	YES	Not Applicable
29189213402			MODERATE	YES	Not Applicable
29189213500	MODERATE	NO	MODERATE	YES	No Change
29189213600	LOW	YES	LOW	YES	No Change
29189213700	MIDDLE	YES			Not Applicable
29189213701			NA	YES	Not Applicable
29189213702			MODERATE	YES	Not Applicable
29189213800	MODERATE	YES	LOW	YES	MODERATE to LOW
29189213900	LOW	YES	LOW	YES	No Change
29189214100	LOW	YES	LOW	YES	No Change
29189214200	LOW	YES	LOW	YES	No Change

St. Louis, MISSOURI

Census Tract	2021		2022		Change in Tract Income Class from 2021 through 2022
	Tract Income Class	Minority Tract	Tract Income Class	Minority Tract	
29189214300	MODERATE	YES	LOW	YES	MODERATE to LOW
29189214400	MODERATE	NO	MODERATE	NO	No Change
29189214500	MODERATE	NO	MIDDLE	NO	MODERATE to MIDDLE
29189214601	MODERATE	NO	MODERATE	NO	No Change
29189214602	MODERATE	NO	LOW	NO	MODERATE to LOW
29189214700	MODERATE	NO	MODERATE	YES	No Change
29189214800	MIDDLE	NO	MODERATE	NO	MIDDLE to MODERATE
29189214900	MODERATE	NO			Not Applicable
29189214901			MODERATE	NO	Not Applicable
29189214902			MIDDLE	YES	Not Applicable
29189215001	MIDDLE	NO	MIDDLE	YES	No Change
29189215003	UPPER	NO	UPPER	NO	No Change
29189215004	MIDDLE	NO	UPPER	NO	MIDDLE to UPPER
29189215005	MIDDLE	NO	UPPER	NO	MIDDLE to UPPER
29189215102	MIDDLE	NO	MIDDLE	NO	No Change
29189215103	UPPER	NO	UPPER	NO	No Change
29189215105	UPPER	NO	UPPER	NO	No Change
29189215141	UPPER	NO	UPPER	NO	No Change
29189215142	MIDDLE	NO			Not Applicable
29189215143	MIDDLE	NO	MIDDLE	NO	No Change
29189215144	UPPER	NO	MIDDLE	NO	UPPER to MIDDLE
29189215145			MIDDLE	NO	Not Applicable
29189215146			UPPER	YES	Not Applicable
29189215201	UPPER	NO	UPPER	NO	No Change
29189215202	UPPER	NO			Not Applicable
29189215231	UPPER	NO	UPPER	NO	No Change
29189215232	UPPER	NO			Not Applicable



Tracts with empty cells are new or discontinued tracts

GeoDataVision Report D-1 Census Tract Reference Book 2021/2022: MISSOURI

St. Louis, MISSOURI

Census Tract	2021		2022		Change in Tract Income Class from 2021 through 2022
	Tract Income Class	Minority Tract	Tract Income Class	Minority Tract	
29189215233			UPPER	NO	Not Applicable
29189215234			UPPER	NO	Not Applicable
29189215235			UPPER	NO	Not Applicable
29189215236			UPPER	NO	Not Applicable
29189215301	UPPER	NO	UPPER	NO	No Change
29189215302	UPPER	NO	UPPER	NO	No Change
29189215400	UPPER	NO	UPPER	NO	No Change
29189215500	UPPER	NO	UPPER	NO	No Change
29189215600	MODERATE	YES	MIDDLE	YES	MODERATE to MIDDLE
29189215700	MODERATE	YES	MODERATE	YES	No Change
29189215800	UPPER	NO			Not Applicable
29189215801			UPPER	NO	Not Applicable
29189215802			MODERATE	NO	Not Applicable
29189215803			UPPER	NO	Not Applicable
29189215900	MODERATE	YES			Not Applicable
29189215901			MIDDLE	YES	Not Applicable
29189215902			MODERATE	YES	Not Applicable
29189216000	MODERATE	YES	MODERATE	YES	No Change
29189216100	MIDDLE	NO			Not Applicable
29189216101			UPPER	NO	Not Applicable
29189216102			UPPER	YES	Not Applicable
29189216200	UPPER	NO			Not Applicable
29189216201			UPPER	NO	Not Applicable
29189216202			UPPER	NO	Not Applicable
29189216300	UPPER	NO	UPPER	NO	No Change
29189216400	UPPER	NO			Not Applicable
29189216401			UPPER	NO	Not Applicable

St. Louis, MISSOURI

Census Tract	2021		2022		Change in Tract Income Class from 2021 through 2022
	Tract Income Class	Minority Tract	Tract Income Class	Minority Tract	
29189216402			UPPER	NO	Not Applicable
29189216500	UPPER	NO	UPPER	NO	No Change
29189216600	UPPER	NO	UPPER	NO	No Change
29189216700	UPPER	NO	UPPER	NO	No Change
29189216800	MIDDLE	NO	UPPER	NO	MIDDLE to UPPER
29189216900	MODERATE	NO	MODERATE	NO	No Change
29189217000	MIDDLE	NO	MIDDLE	NO	No Change
29189217200	MODERATE	NO	MIDDLE	NO	MODERATE to MIDDLE
29189217300	UPPER	NO	MIDDLE	NO	UPPER to MIDDLE
29189217400	UPPER	NO	UPPER	NO	No Change
29189217500	UPPER	NO	UPPER	NO	No Change
29189217600	UPPER	NO	UPPER	NO	No Change
29189217701	UPPER	NO	UPPER	NO	No Change
29189217702	UPPER	NO	UPPER	NO	No Change
29189217802	UPPER	NO	UPPER	NO	No Change
29189217806	MIDDLE	NO	MIDDLE	NO	No Change
29189217807	UPPER	NO	UPPER	NO	No Change
29189217841	UPPER	NO	UPPER	NO	No Change
29189217842	UPPER	NO			Not Applicable
29189217851	UPPER	NO	UPPER	NO	No Change
29189217852	UPPER	NO	UPPER	NO	No Change
29189217853			UPPER	NO	Not Applicable
29189217854			UPPER	NO	Not Applicable
29189217921	UPPER	NO	UPPER	NO	No Change
29189217923	UPPER	NO	UPPER	NO	No Change
29189217931	UPPER	NO	UPPER	NO	No Change
29189217932	UPPER	NO	UPPER	NO	No Change



GeoDataVision Report D-1 Census Tract Reference Book 2021/2022: MISSOURI

St. Louis, MISSOURI

Census Tract	2021		2022		Change in Tract Income Class from 2021 through 2022
	Tract Income Class	Minority Tract	Tract Income Class	Minority Tract	
29189217941	UPPER	NO	MIDDLE	NO	UPPER to MIDDLE
29189217942	UPPER	NO	UPPER	NO	No Change
29189217943	UPPER	NO	UPPER	NO	No Change
29189217944	UPPER	NO	UPPER	NO	No Change
29189218003	UPPER	NO			Not Applicable
29189218011	UPPER	NO			Not Applicable
29189218012	UPPER	NO	UPPER	NO	No Change
29189218013			UPPER	NO	Not Applicable
29189218014			UPPER	NO	Not Applicable
29189218015			MIDDLE	NO	Not Applicable
29189218016			MIDDLE	NO	Not Applicable
29189218102	MIDDLE	NO	MIDDLE	NO	No Change
29189218103	MIDDLE	NO			Not Applicable
29189218104			MODERATE	NO	Not Applicable
29189218105			MIDDLE	NO	Not Applicable
29189218201	UPPER	NO	UPPER	NO	No Change
29189218300	UPPER	NO	UPPER	NO	No Change
29189218401	UPPER	NO	UPPER	NO	No Change
29189218402	UPPER	NO	UPPER	NO	No Change
29189218500	UPPER	NO	UPPER	NO	No Change
29189218600	UPPER	NO	UPPER	NO	No Change
29189218800	UPPER	NO	UPPER	NO	No Change
29189218900	MIDDLE	NO			Not Applicable
29189218901			UPPER	NO	Not Applicable
29189218902			UPPER	NO	Not Applicable
29189219100	UPPER	NO	UPPER	NO	No Change
29189219200	UPPER	NO	UPPER	NO	No Change

St. Louis, MISSOURI

Census Tract	2021		2022		Change in Tract Income Class from 2021 through 2022
	Tract Income Class	Minority Tract	Tract Income Class	Minority Tract	
29189219300	UPPER	NO	UPPER	NO	No Change
29189219400	UPPER	NO	UPPER	NO	No Change
29189219500	UPPER	NO			Not Applicable
29189219501			UPPER	NO	Not Applicable
29189219502			UPPER	NO	Not Applicable
29189219600	MIDDLE	NO			Not Applicable
29189219601			MIDDLE	NO	Not Applicable
29189219602			UPPER	NO	Not Applicable
29189219700	MIDDLE	NO	MIDDLE	NO	No Change
29189219800	MIDDLE	NO			Not Applicable
29189219801			MIDDLE	NO	Not Applicable
29189219802			MODERATE	NO	Not Applicable
29189219900	MIDDLE	NO	MIDDLE	NO	No Change
29189220001	MIDDLE	NO	MIDDLE	NO	No Change
29189220002	MIDDLE	NO	MIDDLE	NO	No Change
29189220100	MODERATE	NO			Not Applicable
29189220101			MODERATE	NO	Not Applicable
29189220102			MIDDLE	NO	Not Applicable
29189220200	MODERATE	NO	MODERATE	NO	No Change
29189220300	MODERATE	NO	LOW	NO	MODERATE to LOW
29189220431	MIDDLE	NO			Not Applicable
29189220432	MIDDLE	NO			Not Applicable
29189220441	MIDDLE	NO	MIDDLE	NO	No Change
29189220442	MIDDLE	NO	MIDDLE	NO	No Change
29189220443	MIDDLE	NO	MIDDLE	NO	No Change
29189220444	UPPER	NO			Not Applicable
29189220445	UPPER	NO	UPPER	NO	No Change



GeoDataVision Report D-1 Census Tract Reference Book 2021/2022: MISSOURI

St. Louis, MISSOURI

Census Tract	2021		2022		Change in Tract Income Class from 2021 through 2022
	Tract Income Class	Minority Tract	Tract Income Class	Minority Tract	
29189220446	UPPER	NO	UPPER	NO	No Change
29189220447			UPPER	NO	Not Applicable
29189220448			MIDDLE	NO	Not Applicable
29189220449			UPPER	NO	Not Applicable
29189220450			UPPER	NO	Not Applicable
29189220451			UPPER	NO	Not Applicable
29189220452			UPPER	NO	Not Applicable
29189220501	MODERATE	NO	MIDDLE	NO	MODERATE to MIDDLE
29189220502	MODERATE	NO			Not Applicable
29189220503			MODERATE	NO	Not Applicable
29189220504			MODERATE	NO	Not Applicable
29189220601	MIDDLE	NO	MIDDLE	NO	No Change
29189220602	MODERATE	NO	MODERATE	NO	No Change
29189220701	MIDDLE	NO	MIDDLE	NO	No Change
29189220702	MIDDLE	NO	MIDDLE	NO	No Change
29189220703	UPPER	NO	MIDDLE	NO	UPPER to MIDDLE
29189220801	UPPER	NO	UPPER	NO	No Change
29189220802	MIDDLE	NO	MIDDLE	NO	No Change
29189220803	UPPER	NO	UPPER	NO	No Change
29189221000	MODERATE	NO	MODERATE	NO	No Change
29189221100	UPPER	NO	UPPER	NO	No Change
29189221201	UPPER	NO	UPPER	NO	No Change
29189221202	UPPER	NO	UPPER	NO	No Change
29189221301	MIDDLE	NO			Not Applicable
29189221302	MIDDLE	NO			Not Applicable
29189221332	UPPER	NO	UPPER	NO	No Change
29189221335	UPPER	NO	MIDDLE	NO	UPPER to MIDDLE

St. Louis, MISSOURI

Census Tract	2021		2022		Change in Tract Income Class from 2021 through 2022
	Tract Income Class	Minority Tract	Tract Income Class	Minority Tract	
29189221336			MIDDLE	NO	Not Applicable
29189221337			MIDDLE	NO	Not Applicable
29189221338			MIDDLE	NO	Not Applicable
29189221339			UPPER	NO	Not Applicable
29189221421	UPPER	NO	UPPER	NO	No Change
29189221422	MIDDLE	NO			Not Applicable
29189221423	UPPER	NO	UPPER	NO	No Change
29189221424	UPPER	NO	UPPER	NO	No Change
29189221425			MIDDLE	NO	Not Applicable
29189221426			UPPER	NO	Not Applicable
29189221502	UPPER	NO	UPPER	NO	No Change
29189221503	UPPER	NO	UPPER	NO	No Change
29189221506	UPPER	NO	UPPER	NO	No Change
29189221621	UPPER	NO	UPPER	NO	No Change
29189221624	UPPER	NO	UPPER	NO	No Change
29189221625	UPPER	NO	UPPER	NO	No Change
29189221626	UPPER	NO	UPPER	NO	No Change
29189221627	UPPER	NO	UPPER	NO	No Change
29189221628	UPPER	NO			Not Applicable
29189221629	UPPER	NO	UPPER	NO	No Change
29189221630			UPPER	NO	Not Applicable
29189221631			UPPER	NO	Not Applicable
29189221800	LOW	YES	LOW	YES	No Change
29189221900	MIDDLE	NO	MIDDLE	NO	No Change
29189222000	UPPER	NO	UPPER	NO	No Change
29189222100	UPPER	NO	UPPER	NO	No Change



Tracts with empty cells are new or discontinued tracts

St. Louis, MISSOURI

Census Tract	2021		2022		Change in Tract Income Class from 2021 through 2022
	Tract Income Class	Minority Tract	Tract Income Class	Minority Tract	

Summary Data: St. Louis	2021	2022
Number of Census Tracts	199	236
Number of Minority Tracts	52	76
Percentage of Minority Tracts	26.13%	32.20%
Number of Low Income Tracts	13	19
Percentage of Low Income Tracts	6.53%	8.05%
Number of Moderate Income Tracts	46	50
Percentage of Moderate Income Tracts	23.12%	21.19%
Number of Middle Income Tracts	55	64
Percentage of Middle Income Tracts	27.64%	27.12%
Number of Upper Income Tracts	84	101
Percentage of Upper Income Tracts	42.21%	42.80%
Number of NA Income Tracts	1	2
Percentage of NA Income Tracts	0.50%	0.85%

St. Louis city, MISSOURI

Census Tract	2021		2022		Change in Tract Income Class from 2021 through 2022
	Tract Income Class	Minority Tract	Tract Income Class	Minority Tract	
29510101100	MIDDLE	NO	MODERATE	NO	MIDDLE to MODERATE
29510101200	MIDDLE	NO	MIDDLE	NO	No Change
29510101300	MIDDLE	NO	MIDDLE	NO	No Change

St. Louis city, MISSOURI

Census Tract	2021		2022		Change in Tract Income Class from 2021 through 2022
	Tract Income Class	Minority Tract	Tract Income Class	Minority Tract	
29510101400	MODERATE	NO	MODERATE	NO	No Change
29510101500	MODERATE	YES	LOW	YES	MODERATE to LOW
29510101800	MODERATE	NO	MODERATE	YES	No Change
29510102100	MIDDLE	NO	MIDDLE	NO	No Change
29510102200	UPPER	NO	UPPER	NO	No Change
29510102300	MODERATE	NO	MODERATE	NO	No Change
29510102400	MODERATE	NO	MIDDLE	NO	MODERATE to MIDDLE
29510102500	MIDDLE	NO	MODERATE	NO	MIDDLE to MODERATE
29510103100	UPPER	NO	MIDDLE	NO	UPPER to MIDDLE
29510103400	UPPER	NO	UPPER	NO	No Change
29510103600	MIDDLE	NO	MIDDLE	NO	No Change
29510103700	MIDDLE	NO	MIDDLE	NO	No Change
29510103800	MIDDLE	NO	MIDDLE	NO	No Change
29510104200	MIDDLE	NO	MIDDLE	NO	No Change
29510104500	MIDDLE	NO	MODERATE	NO	MIDDLE to MODERATE
29510105198	UPPER	NO	UPPER	NO	No Change
29510105200	MIDDLE	YES	MIDDLE	YES	No Change
29510105300	MODERATE	YES	NA	YES	MODERATE to NA
29510105400	LOW	YES	MODERATE	YES	LOW to MODERATE
29510105500	LOW	YES	MIDDLE	YES	LOW to MIDDLE
29510106100	LOW	YES	LOW	YES	No Change
29510106200	LOW	YES	NA	YES	LOW to NA
29510106300	LOW	YES	MODERATE	YES	LOW to MODERATE
29510106400	LOW	YES	LOW	YES	No Change
29510106500	LOW	YES	MODERATE	YES	LOW to MODERATE
29510106600	LOW	YES	LOW	YES	No Change
29510106700	LOW	YES	MODERATE	YES	LOW to MODERATE



GeoDataVision Report D-1 Census Tract Reference Book 2021/2022: MISSOURI

St. Louis city, MISSOURI

Census Tract	2021		2022		Change in Tract Income Class from 2021 through 2022
	Tract Income Class	Minority Tract	Tract Income Class	Minority Tract	
29510107200	LOW	YES	MODERATE	YES	LOW to MODERATE
29510107300	LOW	YES	LOW	YES	No Change
29510107400	LOW	YES	LOW	YES	No Change
29510107500	MODERATE	YES	MODERATE	YES	No Change
29510107600	MODERATE	YES	MODERATE	YES	No Change
29510108100	MODERATE	YES	LOW	YES	MODERATE to LOW
29510108200	MODERATE	YES	LOW	YES	MODERATE to LOW
29510108300	MODERATE	YES	MODERATE	YES	No Change
29510109600	MODERATE	YES	LOW	YES	MODERATE to LOW
29510109700	LOW	YES	LOW	YES	No Change
29510110100	LOW	YES	LOW	YES	No Change
29510110200	LOW	YES	LOW	YES	No Change
29510110300	LOW	YES	LOW	YES	No Change
29510110400	LOW	YES	MODERATE	YES	LOW to MODERATE
29510110500	MODERATE	YES	LOW	YES	MODERATE to LOW
29510111100	LOW	YES	MODERATE	YES	LOW to MODERATE
29510111200	LOW	YES	LOW	YES	No Change
29510111300	LOW	YES	LOW	YES	No Change
29510111400	LOW	YES			Not Applicable
29510111500	LOW	YES			Not Applicable
29510112100	UPPER	NO	UPPER	NO	No Change
29510112200	MODERATE	YES	MODERATE	YES	No Change
29510112300	LOW	YES	LOW	YES	No Change
29510112400	UPPER	NO	UPPER	NO	No Change
29510113500	MIDDLE	NO	MIDDLE	NO	No Change
29510114101	MODERATE	NO	MIDDLE	NO	MODERATE to MIDDLE
29510114102	UPPER	NO	UPPER	NO	No Change

St. Louis city, MISSOURI

Census Tract	2021		2022		Change in Tract Income Class from 2021 through 2022
	Tract Income Class	Minority Tract	Tract Income Class	Minority Tract	
29510114200	MIDDLE	NO	MIDDLE	NO	No Change
29510114300	UPPER	NO	MIDDLE	NO	UPPER to MIDDLE
29510115100	MODERATE	NO	MODERATE	NO	No Change
29510115200	LOW	YES	LOW	YES	No Change
29510115300	MODERATE	YES	MODERATE	YES	No Change
29510115400	MODERATE	NO	MODERATE	NO	No Change
29510115500	LOW	YES	LOW	YES	No Change
29510115600	LOW	YES	LOW	YES	No Change
29510115700	LOW	YES	MODERATE	YES	LOW to MODERATE
29510116100	MODERATE	YES	LOW	YES	MODERATE to LOW
29510116200	MIDDLE	NO	UPPER	NO	MIDDLE to UPPER
29510116301	MIDDLE	NO	MIDDLE	NO	No Change
29510116302	LOW	YES	LOW	YES	No Change
29510116400	LOW	YES	MODERATE	YES	LOW to MODERATE
29510116500	MODERATE	YES	MIDDLE	YES	MODERATE to MIDDLE
29510117100	MODERATE	NO	MIDDLE	NO	MODERATE to MIDDLE
29510117200	MIDDLE	YES	UPPER	NO	MIDDLE to UPPER
29510117400	MIDDLE	NO	UPPER	NO	MIDDLE to UPPER
29510118100	MODERATE	YES	MIDDLE	YES	MODERATE to MIDDLE
29510118400	NA	NO			Not Applicable
29510118600	MODERATE	NO	MIDDLE	NO	MODERATE to MIDDLE
29510119101	MIDDLE	YES	NA	YES	MIDDLE to NA
29510119102	UPPER	NO	MIDDLE	NO	UPPER to MIDDLE
29510119200	UPPER	YES	UPPER	YES	No Change
29510119300	LOW	NO	MIDDLE	YES	LOW to MIDDLE
29510120200	LOW	YES	LOW	YES	No Change
29510121100	LOW	YES			Not Applicable



GeoDataVision Report D-1 Census Tract Reference Book 2021/2022: MISSOURI

St. Louis city, MISSOURI

Census Tract	2021		2022		Change in Tract Income Class from 2021 through 2022
	Tract Income Class	Minority Tract	Tract Income Class	Minority Tract	
29510121200	LOW	YES	MODERATE	YES	LOW to MODERATE
29510123100	MIDDLE	YES	MIDDLE	YES	No Change
29510123200	UPPER	NO	MIDDLE	NO	UPPER to MIDDLE
29510123300	MIDDLE	NO	MODERATE	NO	MIDDLE to MODERATE
29510124100	LOW	YES	MODERATE	YES	LOW to MODERATE
29510124200	LOW	YES	LOW	YES	No Change
29510124300	MIDDLE	NO	UPPER	NO	MIDDLE to UPPER
29510124600	LOW	YES	LOW	YES	No Change
29510125500	UPPER	NO	MIDDLE	YES	UPPER to MIDDLE
29510125600	MODERATE	YES	MIDDLE	YES	MODERATE to MIDDLE
29510125700	LOW	YES	LOW	YES	No Change
29510126600	LOW	YES	LOW	YES	No Change
29510126700	LOW	YES	LOW	YES	No Change
29510126800	MIDDLE	NO	MIDDLE	NO	No Change
29510126900	LOW	YES	MODERATE	YES	LOW to MODERATE
29510127000	LOW	YES	LOW	YES	No Change
29510127100	LOW	YES	LOW	YES	No Change
29510127200	MIDDLE	NO	MIDDLE	NO	No Change
29510127300	MIDDLE	YES	MIDDLE	YES	No Change
29510127400	NA	YES	LOW	YES	NA to LOW
29510127500	LOW	YES	LOW	YES	No Change
29510127600	MIDDLE	NO	MIDDLE	NO	No Change
29510127700			LOW	YES	Not Applicable
29510127800			LOW	YES	Not Applicable

St. Louis city, MISSOURI

Census Tract	2021		2022		Change in Tract Income Class from 2021 through 2022
	Tract Income Class	Minority Tract	Tract Income Class	Minority Tract	
Summary Data: St. Louis city			2021	2022	
Number of Census Tracts			106	104	
Number of Minority Tracts			64	65	
Percentage of Minority Tracts			60.38%	62.50%	
Number of Low Income Tracts			43	34	
Percentage of Low Income Tracts			40.57%	32.69%	
Number of Moderate Income Tracts			24	26	
Percentage of Moderate Income Tracts			22.64%	25.00%	
Number of Middle Income Tracts			25	30	
Percentage of Middle Income Tracts			23.58%	28.85%	
Number of Upper Income Tracts			12	11	
Percentage of Upper Income Tracts			11.32%	10.58%	
Number of NA Income Tracts			2	3	
Percentage of NA Income Tracts			1.89%	2.88%	

Ste. Genevieve, MISSOURI

Census Tract	2021		2022		Change in Tract Income Class from 2021 through 2022
	Tract Income Class	Minority Tract	Tract Income Class	Minority Tract	
29186960100	UPPER	NO			Not Applicable
29186960101			UPPER	NO	Not Applicable
29186960102			UPPER	NO	Not Applicable



Ste. Genevieve, MISSOURI

Census Tract	2021		2022		Change in Tract Income Class from 2021 through 2022
	Tract Income Class	Minority Tract	Tract Income Class	Minority Tract	
29186960200	MIDDLE	NO	UPPER	NO	MIDDLE to UPPER
29186960300	UPPER	NO	UPPER	NO	No Change
29186960400	MIDDLE	NO	UPPER	NO	MIDDLE to UPPER

Summary Data: Ste. Genevieve	2021	2022
Number of Census Tracts	4	5
Number of Minority Tracts	0	0
Percentage of Minority Tracts	0.00%	0.00%
Number of Low Income Tracts	0	0
Percentage of Low Income Tracts	0.00%	0.00%
Number of Moderate Income Tracts	0	0
Percentage of Moderate Income Tracts	0.00%	0.00%
Number of Middle Income Tracts	2	0
Percentage of Middle Income Tracts	50.00%	0.00%
Number of Upper Income Tracts	2	5
Percentage of Upper Income Tracts	50.00%	100.00%
Number of NA Income Tracts	0	0
Percentage of NA Income Tracts	0.00%	0.00%

Stoddard, MISSOURI

Census Tract	2021		2022		Change in Tract Income Class from 2021 through 2022
	Tract Income Class	Minority Tract	Tract Income Class	Minority Tract	
29207470100	MIDDLE	NO	MIDDLE	NO	No Change
29207470200	MIDDLE	NO	MIDDLE	NO	No Change
29207470300	MIDDLE	NO	MIDDLE	NO	No Change
29207470400	MIDDLE	NO	MIDDLE	NO	No Change
29207470500	MODERATE	NO	MODERATE	NO	No Change
29207470600	MIDDLE	NO	MIDDLE	NO	No Change
29207470700	MIDDLE	NO	MIDDLE	NO	No Change
29207470800	UPPER	NO	UPPER	NO	No Change

Stoddard, MISSOURI

Census Tract	2021		2022		Change in Tract Income Class from 2021 through 2022
	Tract Income Class	Minority Tract	Tract Income Class	Minority Tract	



Stoddard, MISSOURI

Census Tract	2021		2022		Change in Tract Income Class from 2021 through 2022
	Tract Income Class	Minority Tract	Tract Income Class	Minority Tract	
Summary Data: Stoddard			2021	2022	
Number of Census Tracts			8	8	
Number of Minority Tracts			0	0	
Percentage of Minority Tracts			0.00%	0.00%	
Number of Low Income Tracts			0	0	
Percentage of Low Income Tracts			0.00%	0.00%	
Number of Moderate Income Tracts			1	1	
Percentage of Moderate Income Tracts			12.50%	12.50%	
Number of Middle Income Tracts			6	6	
Percentage of Middle Income Tracts			75.00%	75.00%	
Number of Upper Income Tracts			1	1	
Percentage of Upper Income Tracts			12.50%	12.50%	
Number of NA Income Tracts			0	0	
Percentage of NA Income Tracts			0.00%	0.00%	

Stone, MISSOURI

Census Tract	2021		2022		Change in Tract Income Class from 2021 through 2022
	Tract Income Class	Minority Tract	Tract Income Class	Minority Tract	
29209090100	MIDDLE	NO			Not Applicable
29209090101			MIDDLE	NO	Not Applicable
29209090102			MIDDLE	NO	Not Applicable

Stone, MISSOURI

Census Tract	2021		2022		Change in Tract Income Class from 2021 through 2022
	Tract Income Class	Minority Tract	Tract Income Class	Minority Tract	
29209090200	MIDDLE	NO			Not Applicable
29209090201			UPPER	NO	Not Applicable
29209090202			MIDDLE	NO	Not Applicable
29209090400	MIDDLE	NO			Not Applicable
29209090401			MIDDLE	NO	Not Applicable
29209090402			MIDDLE	NO	Not Applicable
29209090500	MIDDLE	NO			Not Applicable
29209090501			MIDDLE	NO	Not Applicable
29209090502			MIDDLE	NO	Not Applicable
29209090601	UPPER	NO			Not Applicable
29209090602	MIDDLE	NO			Not Applicable
29209090603			MIDDLE	NO	Not Applicable
29209090604			UPPER	NO	Not Applicable
29209090605			MIDDLE	NO	Not Applicable
29209090606			MIDDLE	NO	Not Applicable



Stone, MISSOURI

Census Tract	2021		2022		Change in Tract Income Class from 2021 through 2022
	Tract Income Class	Minority Tract	Tract Income Class	Minority Tract	

Summary Data: Stone	2021	2022
Number of Census Tracts	6	12
Number of Minority Tracts	0	0
Percentage of Minority Tracts	0.00%	0.00%
Number of Low Income Tracts	0	0
Percentage of Low Income Tracts	0.00%	0.00%
Number of Moderate Income Tracts	0	0
Percentage of Moderate Income Tracts	0.00%	0.00%
Number of Middle Income Tracts	5	10
Percentage of Middle Income Tracts	83.33%	83.33%
Number of Upper Income Tracts	1	2
Percentage of Upper Income Tracts	16.67%	16.67%
Number of NA Income Tracts	0	0
Percentage of NA Income Tracts	0.00%	0.00%

Sullivan, MISSOURI

Census Tract	2021		2022		Change in Tract Income Class from 2021 through 2022
	Tract Income Class	Minority Tract	Tract Income Class	Minority Tract	

Summary Data: Sullivan	2021	2022
Number of Census Tracts	3	3
Number of Minority Tracts	0	0
Percentage of Minority Tracts	0.00%	0.00%
Number of Low Income Tracts	0	0
Percentage of Low Income Tracts	0.00%	0.00%
Number of Moderate Income Tracts	0	0
Percentage of Moderate Income Tracts	0.00%	0.00%
Number of Middle Income Tracts	3	3
Percentage of Middle Income Tracts	100.00%	100.00%
Number of Upper Income Tracts	0	0
Percentage of Upper Income Tracts	0.00%	0.00%
Number of NA Income Tracts	0	0
Percentage of NA Income Tracts	0.00%	0.00%

Sullivan, MISSOURI

Census Tract	2021		2022		Change in Tract Income Class from 2021 through 2022
	Tract Income Class	Minority Tract	Tract Income Class	Minority Tract	
29211480100	MIDDLE	NO	MIDDLE	NO	No Change
29211480200	MIDDLE	NO	MIDDLE	NO	No Change
29211480300	MIDDLE	NO	MIDDLE	NO	No Change

Taney, MISSOURI

Census Tract	2021		2022		Change in Tract Income Class from 2021 through 2022
	Tract Income Class	Minority Tract	Tract Income Class	Minority Tract	
29213480105	MIDDLE	NO			Not Applicable
29213480106	MIDDLE	NO	MIDDLE	NO	No Change
29213480107			MIDDLE	NO	Not Applicable



GeoDataVision Report D-1 Census Tract Reference Book 2021/2022: MISSOURI

Taney, MISSOURI

Census Tract	2021		2022		Change in Tract Income Class from 2021 through 2022
	Tract Income Class	Minority Tract	Tract Income Class	Minority Tract	
29213480108			MODERATE	NO	Not Applicable
29213480109			MIDDLE	NO	Not Applicable
29213480201	MIDDLE	NO			Not Applicable
29213480202	MIDDLE	NO			Not Applicable
29213480203			MODERATE	NO	Not Applicable
29213480204			MIDDLE	NO	Not Applicable
29213480205			MIDDLE	NO	Not Applicable
29213480206			UPPER	NO	Not Applicable
29213480207			MIDDLE	NO	Not Applicable
29213480208			MODERATE	NO	Not Applicable
29213480301	MIDDLE	NO	MIDDLE	NO	No Change
29213480302	MIDDLE	NO	MIDDLE	NO	No Change
29213480401	MIDDLE	NO			Not Applicable
29213480402	MIDDLE	NO	MIDDLE	NO	No Change
29213480403			MIDDLE	NO	Not Applicable
29213480404			MIDDLE	NO	Not Applicable
29213480501	MIDDLE	NO	MIDDLE	NO	No Change
29213480502	MODERATE	NO			Not Applicable
29213480503			MIDDLE	NO	Not Applicable
29213480504			MIDDLE	NO	Not Applicable

Taney, MISSOURI

Census Tract	2021		2022		Change in Tract Income Class from 2021 through 2022
	Tract Income Class	Minority Tract	Tract Income Class	Minority Tract	

Summary Data: Taney	2021	2022
Number of Census Tracts	10	18
Number of Minority Tracts	0	0
Percentage of Minority Tracts	0.00%	0.00%
Number of Low Income Tracts	0	0
Percentage of Low Income Tracts	0.00%	0.00%
Number of Moderate Income Tracts	1	3
Percentage of Moderate Income Tracts	10.00%	16.67%
Number of Middle Income Tracts	9	14
Percentage of Middle Income Tracts	90.00%	77.78%
Number of Upper Income Tracts	0	1
Percentage of Upper Income Tracts	0.00%	5.56%
Number of NA Income Tracts	0	0
Percentage of NA Income Tracts	0.00%	0.00%

Texas, MISSOURI

Census Tract	2021		2022		Change in Tract Income Class from 2021 through 2022
	Tract Income Class	Minority Tract	Tract Income Class	Minority Tract	
29215480100	MIDDLE	NO			Not Applicable
29215480101			MIDDLE	NO	Not Applicable
29215480102			MODERATE	NO	Not Applicable



GeoDataVision Report D-1 Census Tract Reference Book 2021/2022: MISSOURI

Texas, MISSOURI

Census Tract	2021		2022		Change in Tract Income Class from 2021 through 2022
	Tract Income Class	Minority Tract	Tract Income Class	Minority Tract	
29215480200	MIDDLE	NO			Not Applicable
29215480201			MODERATE	NO	Not Applicable
29215480202			MIDDLE	NO	Not Applicable
29215480300	MIDDLE	NO			Not Applicable
29215480301			MIDDLE	NO	Not Applicable
29215480302			MODERATE	NO	Not Applicable
29215480400	MODERATE	NO			Not Applicable
29215480401			MIDDLE	NO	Not Applicable
29215480402			MIDDLE	NO	Not Applicable

Texas, MISSOURI

Census Tract	2021		2022		Change in Tract Income Class from 2021 through 2022
	Tract Income Class	Minority Tract	Tract Income Class	Minority Tract	

Summary Data: Texas	2021	2022
Number of Census Tracts	4	8
Number of Minority Tracts	0	0
Percentage of Minority Tracts	0.00%	0.00%
Number of Low Income Tracts	0	0
Percentage of Low Income Tracts	0.00%	0.00%
Number of Moderate Income Tracts	1	3
Percentage of Moderate Income Tracts	25.00%	37.50%
Number of Middle Income Tracts	3	5
Percentage of Middle Income Tracts	75.00%	62.50%
Number of Upper Income Tracts	0	0
Percentage of Upper Income Tracts	0.00%	0.00%
Number of NA Income Tracts	0	0
Percentage of NA Income Tracts	0.00%	0.00%

Vernon, MISSOURI

Census Tract	2021		2022		Change in Tract Income Class from 2021 through 2022
	Tract Income Class	Minority Tract	Tract Income Class	Minority Tract	
29217950100	MIDDLE	NO	MIDDLE	NO	No Change
29217950200	MIDDLE	NO	UPPER	NO	MIDDLE to UPPER
29217950300	MIDDLE	NO	MIDDLE	NO	No Change



GeoDataVision Report D-1 Census Tract Reference Book 2021/2022: MISSOURI

Vernon, MISSOURI

Census Tract	2021		2022		Change in Tract Income Class from 2021 through 2022
	Tract Income Class	Minority Tract	Tract Income Class	Minority Tract	
29217950400	MIDDLE	NO	MIDDLE	NO	No Change
29217950500	UPPER	NO	UPPER	NO	No Change
29217950600	MIDDLE	NO	MIDDLE	NO	No Change

Summary Data: Vernon	2021	2022
Number of Census Tracts	6	6
Number of Minority Tracts	0	0
Percentage of Minority Tracts	0.00%	0.00%
Number of Low Income Tracts	0	0
Percentage of Low Income Tracts	0.00%	0.00%
Number of Moderate Income Tracts	0	0
Percentage of Moderate Income Tracts	0.00%	0.00%
Number of Middle Income Tracts	5	4
Percentage of Middle Income Tracts	83.33%	66.67%
Number of Upper Income Tracts	1	2
Percentage of Upper Income Tracts	16.67%	33.33%
Number of NA Income Tracts	0	0
Percentage of NA Income Tracts	0.00%	0.00%

Warren, MISSOURI

Census Tract	2021		2022		Change in Tract Income Class from 2021 through 2022
	Tract Income Class	Minority Tract	Tract Income Class	Minority Tract	
29219820101	MODERATE	NO			Not Applicable
29219820102	MODERATE	NO			Not Applicable
29219820103	MIDDLE	NO			Not Applicable
29219820104			MODERATE	NO	Not Applicable
29219820105			MODERATE	NO	Not Applicable
29219820106			MODERATE	NO	Not Applicable
29219820107			MODERATE	NO	Not Applicable
29219820108			MIDDLE	NO	Not Applicable
29219820109			MIDDLE	NO	Not Applicable
29219820201	MIDDLE	NO	UPPER	NO	MIDDLE to UPPER
29219820202	MIDDLE	NO			Not Applicable
29219820203			MIDDLE	NO	Not Applicable
29219820204			MIDDLE	NO	Not Applicable

Warren, MISSOURI

Census Tract	2021		2022		Change in Tract Income Class from 2021 through 2022
	Tract Income Class	Minority Tract	Tract Income Class	Minority Tract	



Warren, MISSOURI

Census Tract	2021		2022		Change in Tract Income Class from 2021 through 2022
	Tract Income Class	Minority Tract	Tract Income Class	Minority Tract	

Summary Data: Warren	2021	2022
Number of Census Tracts	5	9
Number of Minority Tracts	0	0
Percentage of Minority Tracts	0.00%	0.00%
Number of Low Income Tracts	0	0
Percentage of Low Income Tracts	0.00%	0.00%
Number of Moderate Income Tracts	2	4
Percentage of Moderate Income Tracts	40.00%	44.44%
Number of Middle Income Tracts	3	4
Percentage of Middle Income Tracts	60.00%	44.44%
Number of Upper Income Tracts	0	1
Percentage of Upper Income Tracts	0.00%	11.11%
Number of NA Income Tracts	0	0
Percentage of NA Income Tracts	0.00%	0.00%

Washington, MISSOURI

Census Tract	2021		2022		Change in Tract Income Class from 2021 through 2022
	Tract Income Class	Minority Tract	Tract Income Class	Minority Tract	
29221460100	MODERATE	NO			Not Applicable
29221460101			MODERATE	NO	Not Applicable
29221460102			MIDDLE	NO	Not Applicable

Washington, MISSOURI

Census Tract	2021		2022		Change in Tract Income Class from 2021 through 2022
	Tract Income Class	Minority Tract	Tract Income Class	Minority Tract	
29221460200	MIDDLE	NO	MIDDLE	NO	No Change
29221460300	MIDDLE	NO	MIDDLE	NO	No Change
29221460400	MIDDLE	NO	MIDDLE	NO	No Change
29221460500	MIDDLE	NO	MIDDLE	NO	No Change

Summary Data: Washington	2021	2022
Number of Census Tracts	5	6
Number of Minority Tracts	0	0
Percentage of Minority Tracts	0.00%	0.00%
Number of Low Income Tracts	0	0
Percentage of Low Income Tracts	0.00%	0.00%
Number of Moderate Income Tracts	1	1
Percentage of Moderate Income Tracts	20.00%	16.67%
Number of Middle Income Tracts	4	5
Percentage of Middle Income Tracts	80.00%	83.33%
Number of Upper Income Tracts	0	0
Percentage of Upper Income Tracts	0.00%	0.00%
Number of NA Income Tracts	0	0
Percentage of NA Income Tracts	0.00%	0.00%




Wayne, MISSOURI

Census Tract	2021		2022		Change in Tract Income Class from 2021 through 2022
	Tract Income Class	Minority Tract	Tract Income Class	Minority Tract	
29223690100	MODERATE	NO	MIDDLE	NO	MODERATE to MIDDLE
29223690200	MIDDLE	NO	MIDDLE	NO	No Change
29223690300	MIDDLE	NO	MODERATE	NO	MIDDLE to MODERATE
29223690400	MODERATE	NO	MODERATE	NO	No Change

Summary Data: Wayne	2021	2022
Number of Census Tracts	4	4
Number of Minority Tracts	0	0
Percentage of Minority Tracts	0.00%	0.00%
Number of Low Income Tracts	0	0
Percentage of Low Income Tracts	0.00%	0.00%
Number of Moderate Income Tracts	2	2
Percentage of Moderate Income Tracts	50.00%	50.00%
Number of Middle Income Tracts	2	2
Percentage of Middle Income Tracts	50.00%	50.00%
Number of Upper Income Tracts	0	0
Percentage of Upper Income Tracts	0.00%	0.00%
Number of NA Income Tracts	0	0
Percentage of NA Income Tracts	0.00%	0.00%

Webster, MISSOURI

Census Tract	2021		2022		Change in Tract Income Class from 2021 through 2022
	Tract Income Class	Minority Tract	Tract Income Class	Minority Tract	
29225470101	MIDDLE	NO	MIDDLE	NO	No Change
29225470102	MIDDLE	NO	MIDDLE	NO	No Change
29225470201	MIDDLE	NO	MIDDLE	NO	No Change
29225470202	MIDDLE	NO	MIDDLE	NO	No Change
29225470301	MIDDLE	NO	MIDDLE	NO	No Change
29225470302	MIDDLE	NO	MIDDLE	NO	No Change
29225470401	MODERATE	NO	MODERATE	NO	No Change
29225470402	MODERATE	NO	MODERATE	NO	No Change



Webster, MISSOURI

Census Tract	2021		2022		Change in Tract Income Class from 2021 through 2022
	Tract Income Class	Minority Tract	Tract Income Class	Minority Tract	

Summary Data: Webster	2021	2022
Number of Census Tracts	8	8
Number of Minority Tracts	0	0
Percentage of Minority Tracts	0.00%	0.00%
Number of Low Income Tracts	0	0
Percentage of Low Income Tracts	0.00%	0.00%
Number of Moderate Income Tracts	2	2
Percentage of Moderate Income Tracts	25.00%	25.00%
Number of Middle Income Tracts	6	6
Percentage of Middle Income Tracts	75.00%	75.00%
Number of Upper Income Tracts	0	0
Percentage of Upper Income Tracts	0.00%	0.00%
Number of NA Income Tracts	0	0
Percentage of NA Income Tracts	0.00%	0.00%

Worth, MISSOURI

Census Tract	2021		2022		Change in Tract Income Class from 2021 through 2022
	Tract Income Class	Minority Tract	Tract Income Class	Minority Tract	
29227960100	MIDDLE	NO	MIDDLE	NO	No Change

Worth, MISSOURI

Census Tract	2021		2022		Change in Tract Income Class from 2021 through 2022
	Tract Income Class	Minority Tract	Tract Income Class	Minority Tract	

Summary Data: Worth	2021	2022
Number of Census Tracts	1	1
Number of Minority Tracts	0	0
Percentage of Minority Tracts	0.00%	0.00%
Number of Low Income Tracts	0	0
Percentage of Low Income Tracts	0.00%	0.00%
Number of Moderate Income Tracts	0	0
Percentage of Moderate Income Tracts	0.00%	0.00%
Number of Middle Income Tracts	1	1
Percentage of Middle Income Tracts	100.00%	100.00%
Number of Upper Income Tracts	0	0
Percentage of Upper Income Tracts	0.00%	0.00%
Number of NA Income Tracts	0	0
Percentage of NA Income Tracts	0.00%	0.00%

Wright, MISSOURI


Census Tract	2021		2022		Change in Tract Income Class from 2021 through 2022
	Tract Income Class	Minority Tract	Tract Income Class	Minority Tract	
29229490100	MIDDLE	NO	MIDDLE	NO	No Change
29229490200	MODERATE	NO	MODERATE	NO	No Change
29229490300	MIDDLE	NO	MIDDLE	NO	No Change



Wright, MISSOURI

Census Tract	2021		2022		Change in Tract Income Class from 2021 through 2022
	Tract Income Class	Minority Tract	Tract Income Class	Minority Tract	
29229490400	MODERATE	NO	MODERATE	NO	No Change

Summary Data: Wright	2021	2022
Number of Census Tracts	4	4
Number of Minority Tracts	0	0
Percentage of Minority Tracts	0.00%	0.00%
Number of Low Income Tracts	0	0
Percentage of Low Income Tracts	0.00%	0.00%
Number of Moderate Income Tracts	2	2
Percentage of Moderate Income Tracts	50.00%	50.00%
Number of Middle Income Tracts	2	2
Percentage of Middle Income Tracts	50.00%	50.00%
Number of Upper Income Tracts	0	0
Percentage of Upper Income Tracts	0.00%	0.00%
Number of NA Income Tracts	0	0
Percentage of NA Income Tracts	0.00%	0.00%



Summary Data: MISSOURI	2021	2022
Number of Census Tracts	1,393	1,654
Number of Minority Tracts	199	232
Percentage of Minority Tracts	14.29%	14.03%
Number of Low Income Tracts	119	109
Percentage of Low Income Tracts	8.54%	6.59%
Number of Moderate Income Tracts	283	347
Percentage of Moderate Income Tracts	20.32%	20.98%
Number of Middle Income Tracts	688	789
Percentage of Middle Income Tracts	49.39%	47.70%
Number of Upper Income Tracts	286	386
Percentage of Upper Income Tracts	20.53%	23.34%
Number of NA Income Tracts	17	23
Percentage of NA Income Tracts	1.22%	1.39%

