

GeoDataVision Report D-1 Census Tract Reference Book 2022

Tract Income Classification and Minority Status—Based on Census data released by the FFIEC April 2022

Aitkin, MINNESOTA

Census Tract	Tract Income Class	Minority Tract
27001770100	MIDDLE	NO
27001770200	MIDDLE	NO
27001770300	MODERATE	NO
27001770401	MIDDLE	NO
27001770402	MODERATE	NO
27001790501	MIDDLE	NO
27001790503	MIDDLE	NO
27001790504	MIDDLE	NO

Summary Data: Aitkin

Number of Census Tracts	8
Number of Minority Tracts	0
Percentage of Minority Tracts	0.00%
Number of Low Income Tracts	0
Percentage of Low Income Tracts	0.00%
Number of Moderate Income Tracts	2
Percentage of Moderate Income Tracts	25.00%
Number of Middle Income Tracts	6
Percentage of Middle Income Tracts	75.00%
Number of Upper Income Tracts	0
Percentage of Upper Income Tracts	0.00%
Number of NA Income Tracts	0
Percentage of NA Income Tracts	0.00%

Anoka, MINNESOTA

Census Tract	Tract Income Class	Minority Tract
27003050107	MODERATE	NO
27003050108	MIDDLE	NO
27003050109	MIDDLE	NO
27003050110	MIDDLE	NO
27003050111	MIDDLE	NO
27003050114	MIDDLE	NO
27003050115	MIDDLE	NO
27003050116	UPPER	NO
27003050208	MIDDLE	NO
27003050210	MIDDLE	NO
27003050215	UPPER	NO
27003050216	UPPER	NO
27003050217	UPPER	NO
27003050218	MIDDLE	NO
27003050219	MIDDLE	NO
27003050220	MIDDLE	NO
27003050222	MIDDLE	NO
27003050223	UPPER	NO
27003050224	MIDDLE	NO
27003050226	UPPER	NO
27003050227	MIDDLE	NO
27003050228	MIDDLE	NO
27003050229	MIDDLE	NO
27003050230	UPPER	NO
27003050232	MIDDLE	NO
27003050233	MIDDLE	NO

Anoka, MINNESOTA

Census Tract	Tract Income Class	Minority Tract
27003050234	MIDDLE	NO
27003050235	MODERATE	NO
27003050236	UPPER	NO
27003050237	MIDDLE	NO
27003050238	UPPER	NO
27003050239	UPPER	NO
27003050240	MIDDLE	NO
27003050241	MIDDLE	NO
27003050401	MIDDLE	NO
27003050402	MIDDLE	NO
27003050501	MODERATE	NO
27003050504	LOW	NO
27003050505	MODERATE	NO
27003050602	MODERATE	NO
27003050605	MIDDLE	NO
27003050606	MODERATE	NO
27003050607	MODERATE	NO
27003050608	MODERATE	NO
27003050609	MIDDLE	NO
27003050611	MIDDLE	NO
27003050612	MIDDLE	NO
27003050702	MIDDLE	NO
27003050704	MODERATE	NO
27003050706	MODERATE	NO
27003050707	MIDDLE	NO
27003050709	MIDDLE	NO



Anoka, MINNESOTA		
Census Tract	Tract Income Class	Minority Tract
27003050710	MODERATE	NO
27003050711	MIDDLE	NO
27003050712	MODERATE	NO
27003050807	MODERATE	NO
27003050808	MODERATE	NO
27003050810	MODERATE	NO
27003050811	MIDDLE	NO
27003050816	MIDDLE	NO
27003050818	MIDDLE	NO
27003050819	UPPER	NO
27003050820	MIDDLE	NO
27003050821	MIDDLE	NO
27003050822	MODERATE	NO
27003050823	MIDDLE	NO
27003050824	MIDDLE	NO
27003050825	MIDDLE	NO
27003050826	MIDDLE	NO
27003050827	MIDDLE	NO
27003050828	MODERATE	NO
27003050829	MIDDLE	NO
27003050901	MODERATE	NO
27003050902	MIDDLE	NO
27003051001	MODERATE	NO
27003051002	MIDDLE	NO
27003051101	MODERATE	NO
27003051102	MODERATE	NO
27003051103	MODERATE	YES

Anoka, MINNESOTA		
Census Tract	Tract Income Class	Minority Tract
27003051201	MODERATE	YES
27003051202	MODERATE	NO
27003051203	MODERATE	NO
27003051206	MODERATE	NO
27003051302	MODERATE	NO
27003051304	MODERATE	NO
27003051305	MODERATE	YES
27003051400	MODERATE	YES
27003051501	MODERATE	YES
27003051502	MIDDLE	NO
27003051600	MIDDLE	NO

Anoka, MINNESOTA		
Census Tract	Tract Income Class	Minority Tract
Summary Data: Anoka		
Number of Census Tracts		90
Number of Minority Tracts		5
Percentage of Minority Tracts		5.56%
Number of Low Income Tracts		1
Percentage of Low Income Tracts		1.11%
Number of Moderate Income Tracts		31
Percentage of Moderate Income Tracts		34.44%
Number of Middle Income Tracts		47
Percentage of Middle Income Tracts		52.22%
Number of Upper Income Tracts		11
Percentage of Upper Income Tracts		12.22%
Number of NA Income Tracts		0
Percentage of NA Income Tracts		0.00%

Becker, MINNESOTA		
Census Tract	Tract Income Class	Minority Tract
27005450100	MIDDLE	NO
27005450200	MIDDLE	NO
27005450300	MIDDLE	NO
27005450400	UPPER	NO
27005450500	MODERATE	NO



Becker, MINNESOTA

Census Tract	Tract Income Class	Minority Tract
27005450600	MIDDLE	NO
27005450700	UPPER	NO
27005450800	MIDDLE	NO
27005450900	UPPER	NO
27005940000	MODERATE	YES

Summary Data: Becker

Number of Census Tracts	10
Number of Minority Tracts	1
Percentage of Minority Tracts	10.00%
Number of Low Income Tracts	0
Percentage of Low Income Tracts	0.00%
Number of Moderate Income Tracts	2
Percentage of Moderate Income Tracts	20.00%
Number of Middle Income Tracts	5
Percentage of Middle Income Tracts	50.00%
Number of Upper Income Tracts	3
Percentage of Upper Income Tracts	30.00%
Number of NA Income Tracts	0
Percentage of NA Income Tracts	0.00%

Beltrami, MINNESOTA

Census Tract	Tract Income Class	Minority Tract
--------------	--------------------	----------------

Beltrami, MINNESOTA

Census Tract	Tract Income Class	Minority Tract
27007450101	MIDDLE	NO
27007450102	MIDDLE	NO
27007450201	UPPER	NO
27007450202	MIDDLE	NO
27007450300	MIDDLE	NO
27007450400	MIDDLE	NO
27007450500	MIDDLE	NO
27007450600	MODERATE	NO
27007450703	LOW	NO
27007450704	MODERATE	NO
27007450705	MIDDLE	NO
27007450706	MODERATE	NO
27007940001	MODERATE	YES
27007940002	MIDDLE	NO

Beltrami, MINNESOTA

Census Tract	Tract Income Class	Minority Tract
Summary Data: Beltrami		
Number of Census Tracts		14
Number of Minority Tracts		1
Percentage of Minority Tracts		7.14%
Number of Low Income Tracts		1
Percentage of Low Income Tracts		7.14%
Number of Moderate Income Tracts		4
Percentage of Moderate Income Tracts		28.57%
Number of Middle Income Tracts		8
Percentage of Middle Income Tracts		57.14%
Number of Upper Income Tracts		1
Percentage of Upper Income Tracts		7.14%
Number of NA Income Tracts		0
Percentage of NA Income Tracts		0.00%

Benton, MINNESOTA

Census Tract	Tract Income Class	Minority Tract
27009020100	MIDDLE	NO
27009020202	MIDDLE	NO
27009020203	MIDDLE	NO
27009020205	MIDDLE	NO
27009020206	MODERATE	NO



Benton, MINNESOTA

Census Tract	Tract Income Class	Minority Tract
27009020300	UPPER	NO
27009021102	MIDDLE	NO
27009021103	MODERATE	NO
27009021104	MIDDLE	NO
27009021201	MODERATE	NO

Summary Data: Benton

Number of Census Tracts	10
Number of Minority Tracts	0
Percentage of Minority Tracts	0.00%
Number of Low Income Tracts	0
Percentage of Low Income Tracts	0.00%
Number of Moderate Income Tracts	3
Percentage of Moderate Income Tracts	30.00%
Number of Middle Income Tracts	6
Percentage of Middle Income Tracts	60.00%
Number of Upper Income Tracts	1
Percentage of Upper Income Tracts	10.00%
Number of NA Income Tracts	0
Percentage of NA Income Tracts	0.00%

Big Stone, MINNESOTA

Census Tract	Tract Income Class	Minority Tract
27011950100	MIDDLE	NO
27011950200	MIDDLE	NO
27011950300	MIDDLE	NO

Big Stone, MINNESOTA

Census Tract	Tract Income Class	Minority Tract
27011950100	MIDDLE	NO
27011950200	MIDDLE	NO
27011950300	MIDDLE	NO

Summary Data: Big Stone

Number of Census Tracts	3
Number of Minority Tracts	0
Percentage of Minority Tracts	0.00%
Number of Low Income Tracts	0
Percentage of Low Income Tracts	0.00%
Number of Moderate Income Tracts	0
Percentage of Moderate Income Tracts	0.00%
Number of Middle Income Tracts	3
Percentage of Middle Income Tracts	100.00%
Number of Upper Income Tracts	0
Percentage of Upper Income Tracts	0.00%
Number of NA Income Tracts	0
Percentage of NA Income Tracts	0.00%

Blue Earth, MINNESOTA

Census Tract	Tract Income Class	Minority Tract
27013170100	MIDDLE	NO
27013170200	MIDDLE	NO

Blue Earth, MINNESOTA

Census Tract	Tract Income Class	Minority Tract
27013170300	MODERATE	NO
27013170400	MIDDLE	NO
27013170500	MIDDLE	NO
27013170600	MODERATE	NO
27013170700	MODERATE	NO
27013170800	MIDDLE	NO
27013170900	MIDDLE	NO
27013171000	MIDDLE	NO
27013171101	MODERATE	NO
27013171202	MODERATE	NO
27013171300	MIDDLE	NO
27013171400	MIDDLE	NO
27013171500	MIDDLE	NO
27013171600	UPPER	NO



Blue Earth, MINNESOTA

Census Tract	Tract Income Class	Minority Tract
Summary Data: Blue Earth		
Number of Census Tracts		16
Number of Minority Tracts		0
Percentage of Minority Tracts		0.00%
Number of Low Income Tracts		0
Percentage of Low Income Tracts		0.00%
Number of Moderate Income Tracts		5
Percentage of Moderate Income Tracts		31.25%
Number of Middle Income Tracts		10
Percentage of Middle Income Tracts		62.50%
Number of Upper Income Tracts		1
Percentage of Upper Income Tracts		6.25%
Number of NA Income Tracts		0
Percentage of NA Income Tracts		0.00%

Brown, MINNESOTA

Census Tract	Tract Income Class	Minority Tract
27015960101	MIDDLE	NO
27015960102	MIDDLE	NO
27015960200	MIDDLE	NO
27015960300	MIDDLE	NO
27015960400	MIDDLE	NO

Brown, MINNESOTA

Census Tract	Tract Income Class	Minority Tract
27015960500	MIDDLE	NO
27015960600	MIDDLE	NO
27015960700	MIDDLE	NO
Summary Data: Brown		
Number of Census Tracts		8
Number of Minority Tracts		0
Percentage of Minority Tracts		0.00%
Number of Low Income Tracts		0
Percentage of Low Income Tracts		0.00%
Number of Moderate Income Tracts		0
Percentage of Moderate Income Tracts		0.00%
Number of Middle Income Tracts		8
Percentage of Middle Income Tracts		100.00%
Number of Upper Income Tracts		0
Percentage of Upper Income Tracts		0.00%
Number of NA Income Tracts		0
Percentage of NA Income Tracts		0.00%

Carlton, MINNESOTA

Census Tract	Tract Income Class	Minority Tract
27017070100	MIDDLE	NO
27017070200	MIDDLE	NO

Carlton, MINNESOTA

Census Tract	Tract Income Class	Minority Tract
27017070300	UPPER	NO
27017070401	MIDDLE	NO
27017070402	MIDDLE	NO
27017070501	MIDDLE	NO
27017070502	MIDDLE	NO
27017070600	MIDDLE	NO
27017940000	MIDDLE	YES
Summary Data: Carlton		
Number of Census Tracts		9
Number of Minority Tracts		1
Percentage of Minority Tracts		11.11%
Number of Low Income Tracts		0
Percentage of Low Income Tracts		0.00%
Number of Moderate Income Tracts		0
Percentage of Moderate Income Tracts		0.00%
Number of Middle Income Tracts		8
Percentage of Middle Income Tracts		88.89%
Number of Upper Income Tracts		1
Percentage of Upper Income Tracts		11.11%
Number of NA Income Tracts		0
Percentage of NA Income Tracts		0.00%



Carver, MINNESOTA

Census Tract	Tract Income Class	Minority Tract
27019090101	MIDDLE	NO
27019090102	MIDDLE	NO
27019090200	MIDDLE	NO
27019090302	MIDDLE	NO
27019090303	MIDDLE	NO
27019090304	UPPER	NO
27019090401	UPPER	NO
27019090402	UPPER	NO
27019090501	UPPER	NO
27019090502	UPPER	NO
27019090503	UPPER	NO
27019090601	MIDDLE	NO
27019090602	UPPER	NO
27019090702	UPPER	NO
27019090703	UPPER	NO
27019090704	MIDDLE	NO
27019090801	MIDDLE	NO
27019090802	UPPER	NO
27019090901	UPPER	NO
27019090902	MIDDLE	NO
27019091001	MIDDLE	NO
27019091002	UPPER	NO
27019091100	MIDDLE	NO
27019091201	MIDDLE	NO
27019091202	MIDDLE	NO

Carver, MINNESOTA

Census Tract	Tract Income Class	Minority Tract
Summary Data: Carver		
Number of Census Tracts		25
Number of Minority Tracts		0
Percentage of Minority Tracts		0.00%
Number of Low Income Tracts		0
Percentage of Low Income Tracts		0.00%
Number of Moderate Income Tracts		0
Percentage of Moderate Income Tracts		0.00%
Number of Middle Income Tracts		13
Percentage of Middle Income Tracts		52.00%
Number of Upper Income Tracts		12
Percentage of Upper Income Tracts		48.00%
Number of NA Income Tracts		0
Percentage of NA Income Tracts		0.00%

Cass, MINNESOTA

Census Tract	Tract Income Class	Minority Tract
27021940001	MIDDLE	NO
27021940002	MODERATE	YES
27021960100	MODERATE	NO
27021960200	MODERATE	NO
27021960301	MIDDLE	NO

Cass, MINNESOTA

Census Tract	Tract Income Class	Minority Tract
27021960302	MIDDLE	NO
27021960600	MODERATE	NO
27021960700	MODERATE	NO
27021960801	MIDDLE	NO
27021960803	MIDDLE	NO
27021960804	MIDDLE	NO
Summary Data: Cass		
Number of Census Tracts		11
Number of Minority Tracts		1
Percentage of Minority Tracts		9.09%
Number of Low Income Tracts		0
Percentage of Low Income Tracts		0.00%
Number of Moderate Income Tracts		5
Percentage of Moderate Income Tracts		45.45%
Number of Middle Income Tracts		6
Percentage of Middle Income Tracts		54.55%
Number of Upper Income Tracts		0
Percentage of Upper Income Tracts		0.00%
Number of NA Income Tracts		0
Percentage of NA Income Tracts		0.00%



Chippewa, MINNESOTA

Census Tract	Tract Income Class	Minority Tract
27023950300	MIDDLE	NO
27023950400	MIDDLE	NO
27023950500	MIDDLE	NO
27023950601	MODERATE	NO
27023950602	MIDDLE	NO

Summary Data: Chippewa

Number of Census Tracts	5
Number of Minority Tracts	0
Percentage of Minority Tracts	0.00%
Number of Low Income Tracts	0
Percentage of Low Income Tracts	0.00%
Number of Moderate Income Tracts	1
Percentage of Moderate Income Tracts	20.00%
Number of Middle Income Tracts	4
Percentage of Middle Income Tracts	80.00%
Number of Upper Income Tracts	0
Percentage of Upper Income Tracts	0.00%
Number of NA Income Tracts	0
Percentage of NA Income Tracts	0.00%

Chisago, MINNESOTA

Census Tract	Tract Income Class	Minority Tract
--------------	--------------------	----------------

Chisago, MINNESOTA

Census Tract	Tract Income Class	Minority Tract
27025110100	MIDDLE	NO
27025110201	MODERATE	NO
27025110202	MIDDLE	NO
27025110301	MIDDLE	NO
27025110302	MIDDLE	NO
27025110402	MIDDLE	NO
27025110403	MIDDLE	NO
27025110404	MIDDLE	NO
27025110501	MIDDLE	NO
27025110503	MIDDLE	NO
27025110504	MIDDLE	NO
27025110600	MIDDLE	NO
27025110700	MIDDLE	NO

Chisago, MINNESOTA

Census Tract	Tract Income Class	Minority Tract
Summary Data: Chisago		
Number of Census Tracts		13
Number of Minority Tracts		0
Percentage of Minority Tracts		0.00%
Number of Low Income Tracts		0
Percentage of Low Income Tracts		0.00%
Number of Moderate Income Tracts		1
Percentage of Moderate Income Tracts		7.69%
Number of Middle Income Tracts		12
Percentage of Middle Income Tracts		92.31%
Number of Upper Income Tracts		0
Percentage of Upper Income Tracts		0.00%
Number of NA Income Tracts		0
Percentage of NA Income Tracts		0.00%

Clay, MINNESOTA

Census Tract	Tract Income Class	Minority Tract
27027020300	MODERATE	NO
27027020400	MIDDLE	NO
27027020500	MIDDLE	NO
27027020600	MODERATE	NO
27027020700	MIDDLE	NO



Clay, MINNESOTA

Census Tract	Tract Income Class	Minority Tract
27027030106	UPPER	NO
27027030107	MIDDLE	NO
27027030108	LOW	NO
27027030109	MIDDLE	NO
27027030110	MIDDLE	NO
27027030111	MIDDLE	NO
27027030112	MIDDLE	NO
27027030201	MIDDLE	NO
27027030202	MIDDLE	NO
27027030300	MODERATE	NO
27027030400	UPPER	NO

Clay, MINNESOTA

Census Tract	Tract Income Class	Minority Tract
Summary Data: Clay		
Number of Census Tracts		16
Number of Minority Tracts		0
Percentage of Minority Tracts		0.00%
Number of Low Income Tracts		1
Percentage of Low Income Tracts		6.25%
Number of Moderate Income Tracts		3
Percentage of Moderate Income Tracts		18.75%
Number of Middle Income Tracts		10
Percentage of Middle Income Tracts		62.50%
Number of Upper Income Tracts		2
Percentage of Upper Income Tracts		12.50%
Number of NA Income Tracts		0
Percentage of NA Income Tracts		0.00%

Clearwater, MINNESOTA


Census Tract	Tract Income Class	Minority Tract
27029000100	MIDDLE	NO
27029000200	MIDDLE	NO
27029000300	MIDDLE	NO

Clearwater, MINNESOTA

Census Tract	Tract Income Class	Minority Tract
Summary Data: Clearwater		
Number of Census Tracts		3
Number of Minority Tracts		0
Percentage of Minority Tracts		0.00%
Number of Low Income Tracts		0
Percentage of Low Income Tracts		0.00%
Number of Moderate Income Tracts		0
Percentage of Moderate Income Tracts		0.00%
Number of Middle Income Tracts		3
Percentage of Middle Income Tracts		100.00%
Number of Upper Income Tracts		0
Percentage of Upper Income Tracts		0.00%
Number of NA Income Tracts		0
Percentage of NA Income Tracts		0.00%

Cook, MINNESOTA

Census Tract	Tract Income Class	Minority Tract
27031480101	MIDDLE	NO
27031480102	MIDDLE	NO
27031480200	MIDDLE	NO
27031990000	NA	NO



Cook, MINNESOTA

Census Tract	Tract Income Class	Minority Tract
Summary Data: Cook		
Number of Census Tracts		4
Number of Minority Tracts		0
Percentage of Minority Tracts		0.00%
Number of Low Income Tracts		0
Percentage of Low Income Tracts		0.00%
Number of Moderate Income Tracts		0
Percentage of Moderate Income Tracts		0.00%
Number of Middle Income Tracts		3
Percentage of Middle Income Tracts		75.00%
Number of Upper Income Tracts		0
Percentage of Upper Income Tracts		0.00%
Number of NA Income Tracts		1
Percentage of NA Income Tracts		25.00%

Cottonwood, MINNESOTA

Census Tract	Tract Income Class	Minority Tract
Summary Data: Cottonwood		
Number of Census Tracts		4
Number of Minority Tracts		0
Percentage of Minority Tracts		0.00%
Number of Low Income Tracts		0
Percentage of Low Income Tracts		0.00%
Number of Moderate Income Tracts		1
Percentage of Moderate Income Tracts		25.00%
Number of Middle Income Tracts		3
Percentage of Middle Income Tracts		75.00%
Number of Upper Income Tracts		0
Percentage of Upper Income Tracts		0.00%
Number of NA Income Tracts		0
Percentage of NA Income Tracts		0.00%

Crow Wing, MINNESOTA

Census Tract	Tract Income Class	Minority Tract
27035950502	MIDDLE	NO
27035950701	MIDDLE	NO
27035950702	MODERATE	NO
27035950801	MIDDLE	NO
27035950802	MIDDLE	NO
27035950901	UPPER	NO
27035950902	MIDDLE	NO
27035951000	MODERATE	NO
27035951100	MODERATE	NO
27035951200	MODERATE	NO
27035951301	MIDDLE	NO
27035951303	MODERATE	NO
27035951304	UPPER	NO
27035951400	MIDDLE	NO
27035951600	MIDDLE	NO
27035951700	MIDDLE	NO

Cottonwood, MINNESOTA

Census Tract	Tract Income Class	Minority Tract
27033270100	MODERATE	NO
27033270200	MIDDLE	NO
27033270300	MIDDLE	NO
27033270400	MIDDLE	NO

Crow Wing, MINNESOTA

Census Tract	Tract Income Class	Minority Tract
27035950100	MIDDLE	NO
27035950204	MIDDLE	NO
27035950401	MIDDLE	NO
27035950402	MIDDLE	NO
27035950501	MIDDLE	NO



Crow Wing, MINNESOTA

Census Tract	Tract Income Class	Minority Tract
Summary Data: Crow Wing		
Number of Census Tracts		21
Number of Minority Tracts		0
Percentage of Minority Tracts		0.00%
Number of Low Income Tracts		0
Percentage of Low Income Tracts		0.00%
Number of Moderate Income Tracts		5
Percentage of Moderate Income Tracts		23.81%
Number of Middle Income Tracts		14
Percentage of Middle Income Tracts		66.67%
Number of Upper Income Tracts		2
Percentage of Upper Income Tracts		9.52%
Number of NA Income Tracts		0
Percentage of NA Income Tracts		0.00%

Dakota, MINNESOTA

Census Tract	Tract Income Class	Minority Tract
27037060101	MIDDLE	NO
27037060102	MIDDLE	NO
27037060103	MIDDLE	NO
27037060104	MODERATE	NO
27037060105	MODERATE	NO

Dakota, MINNESOTA

Census Tract	Tract Income Class	Minority Tract
27037060201	MODERATE	NO
27037060202	MIDDLE	NO
27037060301	MODERATE	NO
27037060302	MIDDLE	NO
27037060401	MODERATE	NO
27037060402	MODERATE	NO
27037060502	MODERATE	NO
27037060503	MIDDLE	NO
27037060505	MIDDLE	NO
27037060506	MIDDLE	NO
27037060507	MIDDLE	NO
27037060508	UPPER	NO
27037060509	MIDDLE	NO
27037060603	UPPER	NO
27037060604	UPPER	NO
27037060605	MIDDLE	NO
27037060606	UPPER	NO
27037060709	MIDDLE	NO
27037060710	MODERATE	YES
27037060711	MODERATE	NO
27037060713	MIDDLE	NO
27037060714	MIDDLE	NO
27037060716	UPPER	NO
27037060717	MIDDLE	NO
27037060721	MIDDLE	NO
27037060725	MIDDLE	NO
27037060726	MODERATE	NO

Dakota, MINNESOTA

Census Tract	Tract Income Class	Minority Tract
27037060727	MIDDLE	NO
27037060728	UPPER	NO
27037060729	UPPER	NO
27037060731	UPPER	NO
27037060732	UPPER	NO
27037060733	MIDDLE	NO
27037060734	UPPER	NO
27037060735	MODERATE	NO
27037060737	MODERATE	NO
27037060738	MIDDLE	NO
27037060739	MIDDLE	NO
27037060742	MIDDLE	NO
27037060743	MIDDLE	YES
27037060744	UPPER	NO
27037060745	MIDDLE	NO
27037060746	MODERATE	NO
27037060747	MIDDLE	NO
27037060748	MIDDLE	NO
27037060749	MIDDLE	NO
27037060750	MODERATE	NO
27037060751	UPPER	NO
27037060752	UPPER	NO
27037060753	MODERATE	NO
27037060754	MIDDLE	NO
27037060805	MIDDLE	YES
27037060806	MIDDLE	NO
27037060811	MIDDLE	NO



Dakota, MINNESOTA

Census Tract	Tract Income Class	Minority Tract
27037060812	MIDDLE	NO
27037060813	UPPER	NO
27037060814	MIDDLE	NO
27037060815	UPPER	NO
27037060816	UPPER	NO
27037060819	UPPER	NO
27037060822	MIDDLE	NO
27037060823	UPPER	NO
27037060824	MIDDLE	NO
27037060828	MIDDLE	NO
27037060829	MIDDLE	NO
27037060830	MIDDLE	NO
27037060831	UPPER	NO
27037060832	MIDDLE	NO
27037060833	MIDDLE	NO
27037060834	UPPER	NO
27037060835	MIDDLE	NO
27037060836	MIDDLE	NO
27037060837	UPPER	NO
27037060838	MIDDLE	NO
27037060839	UPPER	NO
27037060840	UPPER	NO
27037060841	MIDDLE	NO
27037060902	UPPER	NO
27037060904	MODERATE	NO
27037060905	MIDDLE	NO
27037060906	UPPER	NO

Dakota, MINNESOTA

Census Tract	Tract Income Class	Minority Tract
27037060907	MIDDLE	NO
27037061001	MIDDLE	NO
27037061003	UPPER	NO
27037061005	MODERATE	NO
27037061007	MIDDLE	NO
27037061008	MIDDLE	NO
27037061009	UPPER	NO
27037061010	UPPER	NO
27037061011	MIDDLE	NO
27037061102	MIDDLE	NO
27037061105	MODERATE	NO
27037061106	MIDDLE	NO
27037061109	MIDDLE	NO
27037061110	MIDDLE	NO
27037061111	MIDDLE	NO
27037061112	MIDDLE	NO
27037061401	MIDDLE	NO
27037061402	MIDDLE	NO
27037061501	MIDDLE	NO
27037061502	MIDDLE	NO

Dakota, MINNESOTA

Census Tract	Tract Income Class	Minority Tract
Summary Data: Dakota		
Number of Census Tracts		106
Number of Minority Tracts		3
Percentage of Minority Tracts		2.83%
Number of Low Income Tracts		0
Percentage of Low Income Tracts		0.00%
Number of Moderate Income Tracts		18
Percentage of Moderate Income Tracts		16.98%
Number of Middle Income Tracts		60
Percentage of Middle Income Tracts		56.60%
Number of Upper Income Tracts		28
Percentage of Upper Income Tracts		26.42%
Number of NA Income Tracts		0
Percentage of NA Income Tracts		0.00%

Dodge, MINNESOTA

Census Tract	Tract Income Class	Minority Tract
27039950100	UPPER	NO
27039950200	MIDDLE	NO
27039950300	MODERATE	NO
27039950400	MIDDLE	NO
27039950500	MIDDLE	NO



Dodge, MINNESOTA

Census Tract	Tract Income Class	Minority Tract
Summary Data: Dodge		
Number of Census Tracts		5
Number of Minority Tracts		0
Percentage of Minority Tracts		0.00%
Number of Low Income Tracts		0
Percentage of Low Income Tracts		0.00%
Number of Moderate Income Tracts		1
Percentage of Moderate Income Tracts		20.00%
Number of Middle Income Tracts		3
Percentage of Middle Income Tracts		60.00%
Number of Upper Income Tracts		1
Percentage of Upper Income Tracts		20.00%
Number of NA Income Tracts		0
Percentage of NA Income Tracts		0.00%

Douglas, MINNESOTA

Census Tract	Tract Income Class	Minority Tract
27041450100	MIDDLE	NO
27041450200	MIDDLE	NO
27041450500	UPPER	NO
27041450601	MIDDLE	NO
27041450602	MIDDLE	NO

Douglas, MINNESOTA

Census Tract	Tract Income Class	Minority Tract
27041450702	MIDDLE	NO
27041450703	MIDDLE	NO
27041450704	MIDDLE	NO
27041450800	MIDDLE	NO
27041450900	UPPER	NO
27041451000	UPPER	NO

Summary Data: Douglas

Number of Census Tracts		11
Number of Minority Tracts		0
Percentage of Minority Tracts		0.00%
Number of Low Income Tracts		0
Percentage of Low Income Tracts		0.00%
Number of Moderate Income Tracts		0
Percentage of Moderate Income Tracts		0.00%
Number of Middle Income Tracts		8
Percentage of Middle Income Tracts		72.73%
Number of Upper Income Tracts		3
Percentage of Upper Income Tracts		27.27%
Number of NA Income Tracts		0
Percentage of NA Income Tracts		0.00%

Faribault, MINNESOTA

Census Tract	Tract Income Class	Minority Tract
27043460100	MIDDLE	NO
27043460200	MIDDLE	NO
27043460300	MIDDLE	NO
27043460400	MIDDLE	NO
27043460500	MIDDLE	NO
27043460600	MIDDLE	NO

Summary Data: Faribault

Number of Census Tracts		6
Number of Minority Tracts		0
Percentage of Minority Tracts		0.00%
Number of Low Income Tracts		0
Percentage of Low Income Tracts		0.00%
Number of Moderate Income Tracts		0
Percentage of Moderate Income Tracts		0.00%
Number of Middle Income Tracts		6
Percentage of Middle Income Tracts		100.00%
Number of Upper Income Tracts		0
Percentage of Upper Income Tracts		0.00%
Number of NA Income Tracts		0
Percentage of NA Income Tracts		0.00%



Fillmore, MINNESOTA

Census Tract	Tract Income Class	Minority Tract
27045960100	MIDDLE	NO
27045960200	MIDDLE	NO
27045960300	MODERATE	NO
27045960400	MIDDLE	NO
27045960500	MODERATE	NO
27045960600	MODERATE	NO

Summary Data: Fillmore

Number of Census Tracts	6
Number of Minority Tracts	0
Percentage of Minority Tracts	0.00%
Number of Low Income Tracts	0
Percentage of Low Income Tracts	0.00%
Number of Moderate Income Tracts	3
Percentage of Moderate Income Tracts	50.00%
Number of Middle Income Tracts	3
Percentage of Middle Income Tracts	50.00%
Number of Upper Income Tracts	0
Percentage of Upper Income Tracts	0.00%
Number of NA Income Tracts	0
Percentage of NA Income Tracts	0.00%

Freeborn, MINNESOTA


Census Tract	Tract Income Class	Minority Tract
27047180100	MIDDLE	NO
27047180200	MIDDLE	NO
27047180300	MIDDLE	NO
27047180400	MIDDLE	NO
27047180500	MODERATE	NO
27047180600	MODERATE	NO
27047180700	UPPER	NO
27047180800	MODERATE	NO
27047180900	MODERATE	NO
27047181000	MIDDLE	NO

Freeborn, MINNESOTA

Census Tract	Tract Income Class	Minority Tract
Summary Data: Freeborn		
Number of Census Tracts		10
Number of Minority Tracts		0
Percentage of Minority Tracts		0.00%
Number of Low Income Tracts		0
Percentage of Low Income Tracts		0.00%
Number of Moderate Income Tracts		4
Percentage of Moderate Income Tracts		40.00%
Number of Middle Income Tracts		5
Percentage of Middle Income Tracts		50.00%
Number of Upper Income Tracts		1
Percentage of Upper Income Tracts		10.00%
Number of NA Income Tracts		0
Percentage of NA Income Tracts		0.00%

Goodhue, MINNESOTA

Census Tract	Tract Income Class	Minority Tract
27049080101	MIDDLE	NO
27049080102	MIDDLE	NO
27049080201	MODERATE	NO
27049080202	UPPER	NO
27049080300	UPPER	NO



Goodhue, MINNESOTA

Census Tract	Tract Income Class	Minority Tract
27049080400	UPPER	NO
27049080500	UPPER	NO
27049080600	MIDDLE	NO
27049080700	MIDDLE	NO
27049080800	UPPER	NO
27049080900	UPPER	NO

Summary Data: Goodhue

Number of Census Tracts	11
Number of Minority Tracts	0
Percentage of Minority Tracts	0.00%
Number of Low Income Tracts	0
Percentage of Low Income Tracts	0.00%
Number of Moderate Income Tracts	1
Percentage of Moderate Income Tracts	9.09%
Number of Middle Income Tracts	4
Percentage of Middle Income Tracts	36.36%
Number of Upper Income Tracts	6
Percentage of Upper Income Tracts	54.55%
Number of NA Income Tracts	0
Percentage of NA Income Tracts	0.00%

Grant, MINNESOTA

Census Tract	Tract Income Class	Minority Tract
27051070100	MIDDLE	NO
27051070200	MIDDLE	NO

Summary Data: Grant

Number of Census Tracts	2
Number of Minority Tracts	0
Percentage of Minority Tracts	0.00%
Number of Low Income Tracts	0
Percentage of Low Income Tracts	0.00%
Number of Moderate Income Tracts	0
Percentage of Moderate Income Tracts	0.00%
Number of Middle Income Tracts	2
Percentage of Middle Income Tracts	100.00%
Number of Upper Income Tracts	0
Percentage of Upper Income Tracts	0.00%
Number of NA Income Tracts	0
Percentage of NA Income Tracts	0.00%

Hennepin, MINNESOTA

Census Tract	Tract Income Class	Minority Tract
27053000101	MODERATE	YES
27053000102	LOW	YES
27053000300	MIDDLE	NO

Hennepin, MINNESOTA

Census Tract	Tract Income Class	Minority Tract
27053000601	MIDDLE	NO
27053000603	UPPER	NO
27053001100	MODERATE	NO
27053001700	MODERATE	NO
27053002200	LOW	YES
27053002400	MODERATE	NO
27053002700	MODERATE	YES
27053003200	MODERATE	YES
27053003300	LOW	YES
27053003801	MODERATE	NO
27053003802	NA	NO
27053005901	LOW	YES
27053005902	LOW	YES
27053006800	LOW	NO
27053007700	NA	NO
27053007801	LOW	YES
27053008100	MODERATE	NO
27053008200	MODERATE	YES
27053008300	LOW	YES
27053008400	MODERATE	YES
27053008500	MODERATE	YES
27053009500	MODERATE	YES
27053009600	MIDDLE	NO
27053010600	UPPER	NO
27053010700	UPPER	NO
27053011000	UPPER	NO
27053011703	UPPER	NO



Hennepin, MINNESOTA

Census Tract	Tract Income Class	Minority Tract
27053011704	UPPER	NO
27053011800	UPPER	NO
27053011998	MIDDLE	NO
27053012001	UPPER	NO
27053012003	MIDDLE	NO
27053012101	MIDDLE	NO
27053012102	MIDDLE	NO
27053020101	UPPER	NO
27053020102	MIDDLE	NO
27053020201	MODERATE	YES
27053020202	LOW	YES
27053020301	MODERATE	YES
27053020302	LOW	YES
27053020303	MODERATE	YES
27053020304	MODERATE	YES
27053020400	MODERATE	YES
27053020500	MODERATE	YES
27053020600	MODERATE	YES
27053020700	MIDDLE	NO
27053020801	MODERATE	NO
27053020804	MIDDLE	NO
27053020902	MIDDLE	NO
27053020903	MIDDLE	NO
27053021001	MODERATE	NO
27053021002	MIDDLE	NO
27053021100	MODERATE	NO
27053021200	MIDDLE	NO

Hennepin, MINNESOTA

Census Tract	Tract Income Class	Minority Tract
27053021300	MODERATE	NO
27053021400	MIDDLE	NO
27053021501	MIDDLE	NO
27053021502	LOW	YES
27053021503	MODERATE	NO
27053021504	MODERATE	NO
27053021505	MIDDLE	NO
27053021601	MIDDLE	NO
27053021602	UPPER	NO
27053021700	UPPER	NO
27053021800	UPPER	NO
27053021900	UPPER	NO
27053022000	UPPER	NO
27053022101	MIDDLE	NO
27053022102	MIDDLE	NO
27053022200	MIDDLE	NO
27053022301	UPPER	NO
27053022302	MODERATE	NO
27053022400	MIDDLE	NO
27053022700	MIDDLE	NO
27053022801	UPPER	NO
27053022802	UPPER	NO
27053022901	UPPER	NO
27053022902	UPPER	NO
27053023000	MIDDLE	NO
27053023100	UPPER	NO
27053023201	MIDDLE	NO

Hennepin, MINNESOTA

Census Tract	Tract Income Class	Minority Tract
27053023202	MODERATE	YES
27053023300	MIDDLE	NO
27053023401	MODERATE	NO
27053023402	MODERATE	NO
27053023501	MIDDLE	NO
27053023502	UPPER	NO
27053023600	UPPER	NO
27053023700	UPPER	NO
27053023801	UPPER	NO
27053023802	UPPER	NO
27053023901	UPPER	NO
27053023902	UPPER	NO
27053023903	UPPER	NO
27053024003	MIDDLE	NO
27053024004	MODERATE	NO
27053024005	MIDDLE	NO
27053024006	UPPER	NO
27053024100	MIDDLE	NO
27053024200	MIDDLE	NO
27053024300	MIDDLE	NO
27053024400	MODERATE	NO
27053024500	MIDDLE	NO
27053024600	MIDDLE	NO
27053024700	MIDDLE	NO
27053024801	MODERATE	NO
27053024802	MODERATE	YES
27053024903	MODERATE	YES



Hennepin, MINNESOTA

Census Tract	Tract Income Class	Minority Tract
27053024904	MODERATE	YES
27053025100	MIDDLE	NO
27053025201	MODERATE	YES
27053025205	MIDDLE	NO
27053025301	MIDDLE	NO
27053025302	MODERATE	NO
27053025401	MODERATE	NO
27053025403	MODERATE	NO
27053025601	MIDDLE	NO
27053025603	MIDDLE	NO
27053025605	MIDDLE	NO
27053025702	MIDDLE	NO
27053025703	UPPER	NO
27053025704	MIDDLE	NO
27053025801	MIDDLE	NO
27053025802	MIDDLE	NO
27053025803	MIDDLE	NO
27053025805	MIDDLE	NO
27053025905	UPPER	NO
27053025906	MIDDLE	NO
27053025907	UPPER	NO
27053025908	UPPER	NO
27053025909	MIDDLE	NO
27053026005	MIDDLE	NO
27053026006	MIDDLE	NO
27053026007	UPPER	NO
27053026013	UPPER	NO

Hennepin, MINNESOTA

Census Tract	Tract Income Class	Minority Tract
27053026014	UPPER	NO
27053026015	UPPER	NO
27053026019	MODERATE	YES
27053026020	MIDDLE	NO
27053026021	UPPER	NO
27053026023	MIDDLE	NO
27053026024	UPPER	NO
27053026025	UPPER	NO
27053026026	UPPER	NO
27053026027	UPPER	NO
27053026028	UPPER	NO
27053026101	MIDDLE	NO
27053026103	UPPER	NO
27053026104	MIDDLE	NO
27053026201	UPPER	NO
27053026202	UPPER	NO
27053026205	UPPER	NO
27053026206	UPPER	NO
27053026207	UPPER	NO
27053026208	UPPER	NO
27053026301	UPPER	NO
27053026302	MIDDLE	NO
27053026403	MIDDLE	NO
27053026404	UPPER	NO
27053026405	MIDDLE	NO
27053026406	MODERATE	NO
27053026505	UPPER	NO

Hennepin, MINNESOTA

Census Tract	Tract Income Class	Minority Tract
27053026507	MIDDLE	NO
27053026508	UPPER	NO
27053026509	UPPER	NO
27053026510	MIDDLE	NO
27053026511	MODERATE	NO
27053026514	MIDDLE	NO
27053026515	MIDDLE	NO
27053026516	MIDDLE	NO
27053026605	UPPER	NO
27053026606	UPPER	NO
27053026609	UPPER	NO
27053026610	UPPER	NO
27053026611	UPPER	NO
27053026614	UPPER	NO
27053026615	UPPER	NO
27053026616	UPPER	NO
27053026617	UPPER	NO
27053026702	MODERATE	NO
27053026706	MIDDLE	NO
27053026707	MIDDLE	NO
27053026708	MIDDLE	NO
27053026711	MIDDLE	NO
27053026712	MIDDLE	NO
27053026713	UPPER	NO
27053026717	UPPER	NO
27053026718	UPPER	NO
27053026719	UPPER	NO



Hennepin, MINNESOTA

Census Tract	Tract Income Class	Minority Tract
27053026720	UPPER	NO
27053026721	MIDDLE	NO
27053026722	UPPER	NO
27053026723	UPPER	NO
27053026724	UPPER	NO
27053026725	MIDDLE	NO
27053026726	MIDDLE	NO
27053026807	MODERATE	NO
27053026809	MODERATE	YES
27053026811	MODERATE	YES
27053026812	MIDDLE	NO
27053026814	MIDDLE	YES
27053026815	MIDDLE	YES
27053026816	MIDDLE	YES
27053026818	MODERATE	YES
27053026819	LOW	YES
27053026822	MIDDLE	NO
27053026823	UPPER	YES
27053026824	UPPER	NO
27053026825	MIDDLE	YES
27053026826	UPPER	NO
27053026827	LOW	YES
27053026828	MODERATE	YES
27053026903	MIDDLE	NO
27053026906	MIDDLE	NO
27053026907	UPPER	NO
27053026908	MIDDLE	NO

Hennepin, MINNESOTA

Census Tract	Tract Income Class	Minority Tract
27053026910	UPPER	NO
27053026911	UPPER	NO
27053026912	UPPER	NO
27053027001	UPPER	NO
27053027002	UPPER	NO
27053027101	UPPER	NO
27053027102	UPPER	NO
27053027202	MIDDLE	NO
27053027203	UPPER	NO
27053027204	UPPER	NO
27053027205	UPPER	NO
27053027300	UPPER	NO
27053027400	UPPER	NO
27053027501	UPPER	NO
27053027503	UPPER	NO
27053027504	UPPER	NO
27053027601	MIDDLE	NO
27053027602	MIDDLE	NO
27053027701	UPPER	NO
27053027702	MIDDLE	NO
27053027703	UPPER	NO
27053100200	MODERATE	YES
27053100400	LOW	YES
27053100500	MODERATE	NO
27053100700	MODERATE	YES
27053100800	MODERATE	YES
27053100900	MODERATE	YES

Hennepin, MINNESOTA

Census Tract	Tract Income Class	Minority Tract
27053101200	MIDDLE	NO
27053101300	MODERATE	YES
27053101600	LOW	YES
27053101800	MODERATE	NO
27053101900	MIDDLE	NO
27053102000	MODERATE	YES
27053102100	LOW	YES
27053102500	NA	NO
27053102600	MODERATE	NO
27053102800	LOW	YES
27053103000	UPPER	NO
27053103100	MIDDLE	NO
27053103400	LOW	YES
27053103600	UPPER	NO
27053103700	UPPER	NO
27053103900	NA	NO
27053104001	NA	NO
27053104002	MODERATE	NO
27053104100	LOW	YES
27053104400	UPPER	NO
27053104801	LOW	YES
27053104802	LOW	YES
27053104901	NA	NO
27053104902	LOW	YES
27053105100	UPPER	NO
27053105201	MIDDLE	NO
27053105204	UPPER	NO



Hennepin, MINNESOTA

Census Tract	Tract Income Class	Minority Tract
27053105400	MIDDLE	NO
27053105500	UPPER	NO
27053105600	MODERATE	NO
27053105700	MIDDLE	NO
27053106000	LOW	YES
27053106200	MODERATE	YES
27053106400	UPPER	YES
27053106500	UPPER	NO
27053106600	UPPER	NO
27053106700	MIDDLE	NO
27053106900	MODERATE	NO
27053107000	MODERATE	YES
27053107400	MODERATE	NO
27053107500	MIDDLE	NO
27053107600	MIDDLE	NO
27053108000	UPPER	NO
27053108600	MODERATE	YES
27053108700	MIDDLE	NO
27053108800	MODERATE	NO
27053108900	MIDDLE	NO
27053109000	UPPER	NO
27053109100	UPPER	NO
27053109200	MIDDLE	NO
27053109300	MIDDLE	NO
27053109400	MODERATE	YES
27053109700	MIDDLE	NO
27053109800	UPPER	NO

Hennepin, MINNESOTA

Census Tract	Tract Income Class	Minority Tract
27053109900	MIDDLE	NO
27053110000	MODERATE	YES
27053110100	MIDDLE	NO
27053110200	MIDDLE	NO
27053110400	MIDDLE	NO
27053110500	MIDDLE	NO
27053110800	MIDDLE	NO
27053110900	MIDDLE	NO
27053111100	MIDDLE	NO
27053111200	UPPER	NO
27053111300	UPPER	NO
27053111400	UPPER	NO
27053111500	UPPER	NO
27053111600	UPPER	NO
27053122500	MIDDLE	NO
27053122600	UPPER	NO
27053125500	MODERATE	NO
27053125600	UPPER	NO
27053125700	LOW	YES
27053125800	MODERATE	YES
27053125900	LOW	YES
27053126000	LOW	YES
27053126101	MIDDLE	NO
27053126102	UPPER	NO
27053126201	UPPER	NO
27053126202	UPPER	NO
27053126300	MIDDLE	YES

Hennepin, MINNESOTA

Census Tract	Tract Income Class	Minority Tract
27053980000	NA	NO
27053980100	NA	NO

Summary Data: Hennepin

Number of Census Tracts	329
Number of Minority Tracts	68
Percentage of Minority Tracts	20.67%
Number of Low Income Tracts	26
Percentage of Low Income Tracts	7.90%
Number of Moderate Income Tracts	69
Percentage of Moderate Income Tracts	20.97%
Number of Middle Income Tracts	109
Percentage of Middle Income Tracts	33.13%
Number of Upper Income Tracts	117
Percentage of Upper Income Tracts	35.56%
Number of NA Income Tracts	8
Percentage of NA Income Tracts	2.43%

Houston, MINNESOTA

Census Tract	Tract Income Class	Minority Tract
27055020100	MIDDLE	NO
27055020200	MIDDLE	NO
27055020300	MIDDLE	NO



Houston, MINNESOTA

Census Tract	Tract Income Class	Minority Tract
27055020500	MIDDLE	NO
27055020900	MIDDLE	NO

Summary Data: Houston		
Number of Census Tracts	5	
Number of Minority Tracts	0	
Percentage of Minority Tracts	0.00%	
Number of Low Income Tracts	0	
Percentage of Low Income Tracts	0.00%	
Number of Moderate Income Tracts	0	
Percentage of Moderate Income Tracts	0.00%	
Number of Middle Income Tracts	5	
Percentage of Middle Income Tracts	100.00%	
Number of Upper Income Tracts	0	
Percentage of Upper Income Tracts	0.00%	
Number of NA Income Tracts	0	
Percentage of NA Income Tracts	0.00%	

Hubbard, MINNESOTA

Census Tract	Tract Income Class	Minority Tract
27057070100	MIDDLE	NO
27057070200	MIDDLE	NO
27057070300	MIDDLE	NO

Hubbard, MINNESOTA

Census Tract	Tract Income Class	Minority Tract
27057070400	MIDDLE	NO
27057070500	MIDDLE	NO
27057070600	MODERATE	NO
27057070700	MIDDLE	NO

Summary Data: Hubbard		
Number of Census Tracts	7	
Number of Minority Tracts	0	
Percentage of Minority Tracts	0.00%	
Number of Low Income Tracts	0	
Percentage of Low Income Tracts	0.00%	
Number of Moderate Income Tracts	1	
Percentage of Moderate Income Tracts	14.29%	
Number of Middle Income Tracts	6	
Percentage of Middle Income Tracts	85.71%	
Number of Upper Income Tracts	0	
Percentage of Upper Income Tracts	0.00%	
Number of NA Income Tracts	0	
Percentage of NA Income Tracts	0.00%	

Isanti, MINNESOTA

Census Tract	Tract Income Class	Minority Tract
27059130100	MIDDLE	NO

Isanti, MINNESOTA

Census Tract	Tract Income Class	Minority Tract
27059130200	MODERATE	NO
27059130302	MODERATE	NO
27059130303	MIDDLE	NO
27059130304	MODERATE	NO
27059130400	MIDDLE	NO
27059130501	MIDDLE	NO
27059130502	MIDDLE	NO
27059130600	MIDDLE	NO

Summary Data: Isanti		
Number of Census Tracts	9	
Number of Minority Tracts	0	
Percentage of Minority Tracts	0.00%	
Number of Low Income Tracts	0	
Percentage of Low Income Tracts	0.00%	
Number of Moderate Income Tracts	3	
Percentage of Moderate Income Tracts	33.33%	
Number of Middle Income Tracts	6	
Percentage of Middle Income Tracts	66.67%	
Number of Upper Income Tracts	0	
Percentage of Upper Income Tracts	0.00%	
Number of NA Income Tracts	0	
Percentage of NA Income Tracts	0.00%	



Itasca, MINNESOTA

Census Tract	Tract Income Class	Minority Tract
27061480101	MODERATE	NO
27061480102	MIDDLE	NO
27061480301	MIDDLE	NO
27061480302	MODERATE	NO
27061480303	MIDDLE	NO
27061480401	MODERATE	NO
27061480402	MIDDLE	NO
27061480403	UPPER	NO
27061480500	MODERATE	NO
27061480600	MIDDLE	NO
27061480701	UPPER	NO
27061480702	MIDDLE	NO
27061480801	UPPER	NO
27061480803	MODERATE	NO
27061480804	MIDDLE	NO
27061480805	MODERATE	NO
27061480901	MIDDLE	NO
27061480902	MIDDLE	NO
27061481001	MIDDLE	NO
27061481002	MIDDLE	NO
27061940000	MIDDLE	NO

Itasca, MINNESOTA

Census Tract	Tract Income Class	Minority Tract
Summary Data: Itasca		
Number of Census Tracts		21
Number of Minority Tracts		0
Percentage of Minority Tracts		0.00%
Number of Low Income Tracts		0
Percentage of Low Income Tracts		0.00%
Number of Moderate Income Tracts		6
Percentage of Moderate Income Tracts		28.57%
Number of Middle Income Tracts		12
Percentage of Middle Income Tracts		57.14%
Number of Upper Income Tracts		3
Percentage of Upper Income Tracts		14.29%
Number of NA Income Tracts		0
Percentage of NA Income Tracts		0.00%

Jackson, MINNESOTA

Census Tract	Tract Income Class	Minority Tract
27063480100	MIDDLE	NO
27063480200	MIDDLE	NO
27063480300	MIDDLE	NO
27063480400	MIDDLE	NO

Jackson, MINNESOTA

Census Tract	Tract Income Class	Minority Tract
Summary Data: Jackson		
Number of Census Tracts		4
Number of Minority Tracts		0
Percentage of Minority Tracts		0.00%
Number of Low Income Tracts		0
Percentage of Low Income Tracts		0.00%
Number of Moderate Income Tracts		0
Percentage of Moderate Income Tracts		0.00%
Number of Middle Income Tracts		4
Percentage of Middle Income Tracts		100.00%
Number of Upper Income Tracts		0
Percentage of Upper Income Tracts		0.00%
Number of NA Income Tracts		0
Percentage of NA Income Tracts		0.00%

Kanabec, MINNESOTA

Census Tract	Tract Income Class	Minority Tract
27065480100	MIDDLE	NO
27065480200	MIDDLE	NO
27065480300	MODERATE	NO
27065480400	MIDDLE	NO



Kanabec, MINNESOTA

Census Tract	Tract Income Class	Minority Tract
Summary Data: Kanabec		
Number of Census Tracts		4
Number of Minority Tracts		0
Percentage of Minority Tracts		0.00%
Number of Low Income Tracts		0
Percentage of Low Income Tracts		0.00%
Number of Moderate Income Tracts		1
Percentage of Moderate Income Tracts		25.00%
Number of Middle Income Tracts		3
Percentage of Middle Income Tracts		75.00%
Number of Upper Income Tracts		0
Percentage of Upper Income Tracts		0.00%
Number of NA Income Tracts		0
Percentage of NA Income Tracts		0.00%

Kandiyohi, MINNESOTA

Census Tract	Tract Income Class	Minority Tract
27067770900	MODERATE	NO
27067780100	MIDDLE	NO
27067780200	MIDDLE	NO
27067780300	UPPER	NO
27067780400	UPPER	NO

Kandiyohi, MINNESOTA

Census Tract	Tract Income Class	Minority Tract
27067780500	MODERATE	NO
27067780600	UPPER	NO
27067780700	MIDDLE	NO
27067780800	MODERATE	YES
27067781000	MODERATE	NO
27067781100	MIDDLE	NO
27067781200	MIDDLE	NO

Summary Data: Kandiyohi

Number of Census Tracts	12
Number of Minority Tracts	1
Percentage of Minority Tracts	8.33%
Number of Low Income Tracts	0
Percentage of Low Income Tracts	0.00%
Number of Moderate Income Tracts	4
Percentage of Moderate Income Tracts	33.33%
Number of Middle Income Tracts	5
Percentage of Middle Income Tracts	41.67%
Number of Upper Income Tracts	3
Percentage of Upper Income Tracts	25.00%
Number of NA Income Tracts	0
Percentage of NA Income Tracts	0.00%

Kittson, MINNESOTA

Census Tract	Tract Income Class	Minority Tract
27069090100	MIDDLE	NO
27069090200	MIDDLE	NO

Summary Data: Kittson

Number of Census Tracts	2
Number of Minority Tracts	0
Percentage of Minority Tracts	0.00%
Number of Low Income Tracts	0
Percentage of Low Income Tracts	0.00%
Number of Moderate Income Tracts	0
Percentage of Moderate Income Tracts	0.00%
Number of Middle Income Tracts	2
Percentage of Middle Income Tracts	100.00%
Number of Upper Income Tracts	0
Percentage of Upper Income Tracts	0.00%
Number of NA Income Tracts	0
Percentage of NA Income Tracts	0.00%

Koochiching, MINNESOTA

Census Tract	Tract Income Class	Minority Tract
27071790100	MODERATE	NO
27071790201	UPPER	NO
27071790202	MODERATE	NO



Koochiching, MINNESOTA

Census Tract	Tract Income Class	Minority Tract
27071790300	MIDDLE	NO
27071790500	MIDDLE	NO

Summary Data: Koochiching

Number of Census Tracts	5
Number of Minority Tracts	0
Percentage of Minority Tracts	0.00%
Number of Low Income Tracts	0
Percentage of Low Income Tracts	0.00%
Number of Moderate Income Tracts	2
Percentage of Moderate Income Tracts	40.00%
Number of Middle Income Tracts	2
Percentage of Middle Income Tracts	40.00%
Number of Upper Income Tracts	1
Percentage of Upper Income Tracts	20.00%
Number of NA Income Tracts	0
Percentage of NA Income Tracts	0.00%

Lac qui Parle, MINNESOTA

Census Tract	Tract Income Class	Minority Tract
27073180100	MIDDLE	NO
27073180200	MIDDLE	NO
27073180300	MIDDLE	NO

Lac qui Parle, MINNESOTA

Census Tract	Tract Income Class	Minority Tract
--------------	--------------------	----------------

Summary Data: Lac qui Parle

Number of Census Tracts	3
Number of Minority Tracts	0
Percentage of Minority Tracts	0.00%
Number of Low Income Tracts	0
Percentage of Low Income Tracts	0.00%
Number of Moderate Income Tracts	0
Percentage of Moderate Income Tracts	0.00%
Number of Middle Income Tracts	3
Percentage of Middle Income Tracts	100.00%
Number of Upper Income Tracts	0
Percentage of Upper Income Tracts	0.00%
Number of NA Income Tracts	0
Percentage of NA Income Tracts	0.00%

Lake, MINNESOTA

Census Tract	Tract Income Class	Minority Tract
27075370101	MIDDLE	NO
27075370102	UPPER	NO
27075370300	MIDDLE	NO
27075370400	MODERATE	NO
27075990100	NA	NO

Lake, MINNESOTA

Census Tract	Tract Income Class	Minority Tract
--------------	--------------------	----------------

Summary Data: Lake

Number of Census Tracts	5
Number of Minority Tracts	0
Percentage of Minority Tracts	0.00%
Number of Low Income Tracts	0
Percentage of Low Income Tracts	0.00%
Number of Moderate Income Tracts	1
Percentage of Moderate Income Tracts	20.00%
Number of Middle Income Tracts	2
Percentage of Middle Income Tracts	40.00%
Number of Upper Income Tracts	1
Percentage of Upper Income Tracts	20.00%
Number of NA Income Tracts	1
Percentage of NA Income Tracts	20.00%

Lake of the Woods, MINNESOTA

Census Tract	Tract Income Class	Minority Tract
27077460300	MODERATE	NO
27077460401	MIDDLE	NO
27077460402	MIDDLE	NO



Lake of the Woods, MINNESOTA

Census Tract	Tract Income Class	Minority Tract
Summary Data: Lake of the Woods		
Number of Census Tracts		3
Number of Minority Tracts		0
Percentage of Minority Tracts		0.00%
Number of Low Income Tracts		0
Percentage of Low Income Tracts		0.00%
Number of Moderate Income Tracts		1
Percentage of Moderate Income Tracts		33.33%
Number of Middle Income Tracts		2
Percentage of Middle Income Tracts		66.67%
Number of Upper Income Tracts		0
Percentage of Upper Income Tracts		0.00%
Number of NA Income Tracts		0
Percentage of NA Income Tracts		0.00%

Le Sueur, MINNESOTA

Census Tract	Tract Income Class	Minority Tract
27079950101	MIDDLE	NO
27079950102	MIDDLE	NO
27079950200	MODERATE	NO
27079950300	MIDDLE	NO
27079950400	MIDDLE	NO

Le Sueur, MINNESOTA

Census Tract	Tract Income Class	Minority Tract
27079950500	MIDDLE	NO
27079950600	MIDDLE	NO
Summary Data: Le Sueur		
Number of Census Tracts		7
Number of Minority Tracts		0
Percentage of Minority Tracts		0.00%
Number of Low Income Tracts		0
Percentage of Low Income Tracts		0.00%
Number of Moderate Income Tracts		1
Percentage of Moderate Income Tracts		14.29%
Number of Middle Income Tracts		6
Percentage of Middle Income Tracts		85.71%
Number of Upper Income Tracts		0
Percentage of Upper Income Tracts		0.00%
Number of NA Income Tracts		0
Percentage of NA Income Tracts		0.00%

Lincoln, MINNESOTA

Census Tract	Tract Income Class	Minority Tract
27081201001	MIDDLE	NO
27081201002	MIDDLE	NO

Lincoln, MINNESOTA

Census Tract	Tract Income Class	Minority Tract
Summary Data: Lincoln		
Number of Census Tracts		2
Number of Minority Tracts		0
Percentage of Minority Tracts		0.00%
Number of Low Income Tracts		0
Percentage of Low Income Tracts		0.00%
Number of Moderate Income Tracts		0
Percentage of Moderate Income Tracts		0.00%
Number of Middle Income Tracts		2
Percentage of Middle Income Tracts		100.00%
Number of Upper Income Tracts		0
Percentage of Upper Income Tracts		0.00%
Number of NA Income Tracts		0
Percentage of NA Income Tracts		0.00%

Lyon, MINNESOTA

Census Tract	Tract Income Class	Minority Tract
27083360100	MIDDLE	NO
27083360200	MIDDLE	NO
27083360300	MIDDLE	NO
27083360400	MIDDLE	NO
27083360500	MODERATE	NO



Lyon, MINNESOTA

Census Tract	Tract Income Class	Minority Tract
27083360600	MIDDLE	NO
27083360700	MIDDLE	NO

Summary Data: Lyon

Number of Census Tracts	7
Number of Minority Tracts	0
Percentage of Minority Tracts	0.00%
Number of Low Income Tracts	0
Percentage of Low Income Tracts	0.00%
Number of Moderate Income Tracts	1
Percentage of Moderate Income Tracts	14.29%
Number of Middle Income Tracts	6
Percentage of Middle Income Tracts	85.71%
Number of Upper Income Tracts	0
Percentage of Upper Income Tracts	0.00%
Number of NA Income Tracts	0
Percentage of NA Income Tracts	0.00%

Mahnomen, MINNESOTA

Census Tract	Tract Income Class	Minority Tract
27087940100	MODERATE	YES
27087940300	MODERATE	YES

Mahnomen, MINNESOTA

Census Tract	Tract Income Class	Minority Tract
--------------	--------------------	----------------

Summary Data: Mahnomen

Number of Census Tracts	2
Number of Minority Tracts	2
Percentage of Minority Tracts	100.00%
Number of Low Income Tracts	0
Percentage of Low Income Tracts	0.00%
Number of Moderate Income Tracts	2
Percentage of Moderate Income Tracts	100.00%
Number of Middle Income Tracts	0
Percentage of Middle Income Tracts	0.00%
Number of Upper Income Tracts	0
Percentage of Upper Income Tracts	0.00%
Number of NA Income Tracts	0
Percentage of NA Income Tracts	0.00%

Marshall, MINNESOTA

Census Tract	Tract Income Class	Minority Tract
27089080100	MIDDLE	NO
27089080200	MIDDLE	NO
27089080300	MIDDLE	NO
27089080400	MIDDLE	NO

Marshall, MINNESOTA

Census Tract	Tract Income Class	Minority Tract
--------------	--------------------	----------------

Summary Data: Marshall

Number of Census Tracts	4
Number of Minority Tracts	0
Percentage of Minority Tracts	0.00%
Number of Low Income Tracts	0
Percentage of Low Income Tracts	0.00%
Number of Moderate Income Tracts	0
Percentage of Moderate Income Tracts	0.00%
Number of Middle Income Tracts	4
Percentage of Middle Income Tracts	100.00%
Number of Upper Income Tracts	0
Percentage of Upper Income Tracts	0.00%
Number of NA Income Tracts	0
Percentage of NA Income Tracts	0.00%

Martin, MINNESOTA

Census Tract	Tract Income Class	Minority Tract
27091790100	MIDDLE	NO
27091790200	MIDDLE	NO
27091790300	MIDDLE	NO
27091790400	MIDDLE	NO
27091790501	UPPER	NO

Martin, MINNESOTA

Census Tract	Tract Income Class	Minority Tract
27091790502	MIDDLE	NO
27091790600	MODERATE	NO

Summary Data: Martin

Number of Census Tracts	7
Number of Minority Tracts	0
Percentage of Minority Tracts	0.00%
Number of Low Income Tracts	0
Percentage of Low Income Tracts	0.00%
Number of Moderate Income Tracts	1
Percentage of Moderate Income Tracts	14.29%
Number of Middle Income Tracts	5
Percentage of Middle Income Tracts	71.43%
Number of Upper Income Tracts	1
Percentage of Upper Income Tracts	14.29%
Number of NA Income Tracts	0
Percentage of NA Income Tracts	0.00%

McLeod, MINNESOTA

Census Tract	Tract Income Class	Minority Tract
27085950100	MIDDLE	NO
27085950200	UPPER	NO
27085950301	MIDDLE	NO

McLeod, MINNESOTA

Census Tract	Tract Income Class	Minority Tract
27085950302	UPPER	NO
27085950401	MIDDLE	NO
27085950402	MIDDLE	NO
27085950500	MIDDLE	NO
27085950600	MIDDLE	NO
27085950700	MIDDLE	NO

Summary Data: McLeod

Number of Census Tracts	9
Number of Minority Tracts	0
Percentage of Minority Tracts	0.00%
Number of Low Income Tracts	0
Percentage of Low Income Tracts	0.00%
Number of Moderate Income Tracts	0
Percentage of Moderate Income Tracts	0.00%
Number of Middle Income Tracts	7
Percentage of Middle Income Tracts	77.78%
Number of Upper Income Tracts	2
Percentage of Upper Income Tracts	22.22%
Number of NA Income Tracts	0
Percentage of NA Income Tracts	0.00%

Meeker, MINNESOTA

Census Tract	Tract Income Class	Minority Tract
27093560100	MIDDLE	NO
27093560200	MIDDLE	NO
27093560300	MIDDLE	NO
27093560400	MIDDLE	NO
27093560500	MIDDLE	NO
27093560600	MIDDLE	NO

Summary Data: Meeker

Number of Census Tracts	6
Number of Minority Tracts	0
Percentage of Minority Tracts	0.00%
Number of Low Income Tracts	0
Percentage of Low Income Tracts	0.00%
Number of Moderate Income Tracts	0
Percentage of Moderate Income Tracts	0.00%
Number of Middle Income Tracts	6
Percentage of Middle Income Tracts	100.00%
Number of Upper Income Tracts	0
Percentage of Upper Income Tracts	0.00%
Number of NA Income Tracts	0
Percentage of NA Income Tracts	0.00%



Mille Lacs, MINNESOTA

Census Tract	Tract Income Class	Minority Tract
27095170400	MODERATE	NO
27095170500	MODERATE	NO
27095170600	MIDDLE	NO
27095170700	MODERATE	NO
27095970100	MODERATE	NO
27095970200	MODERATE	NO
27095970300	MODERATE	NO

Summary Data: Mille Lacs

Number of Census Tracts	7
Number of Minority Tracts	0
Percentage of Minority Tracts	0.00%
Number of Low Income Tracts	0
Percentage of Low Income Tracts	0.00%
Number of Moderate Income Tracts	6
Percentage of Moderate Income Tracts	85.71%
Number of Middle Income Tracts	1
Percentage of Middle Income Tracts	14.29%
Number of Upper Income Tracts	0
Percentage of Upper Income Tracts	0.00%
Number of NA Income Tracts	0
Percentage of NA Income Tracts	0.00%

Morrison, MINNESOTA


Census Tract	Tract Income Class	Minority Tract
27097780100	MIDDLE	NO
27097780200	MIDDLE	NO
27097780300	UPPER	NO
27097780400	MIDDLE	NO
27097780500	MIDDLE	NO
27097780600	MODERATE	NO
27097780700	MIDDLE	NO
27097780800	MIDDLE	NO

Summary Data: Morrison

Number of Census Tracts	8
Number of Minority Tracts	0
Percentage of Minority Tracts	0.00%
Number of Low Income Tracts	0
Percentage of Low Income Tracts	0.00%
Number of Moderate Income Tracts	1
Percentage of Moderate Income Tracts	12.50%
Number of Middle Income Tracts	6
Percentage of Middle Income Tracts	75.00%
Number of Upper Income Tracts	1
Percentage of Upper Income Tracts	12.50%
Number of NA Income Tracts	0
Percentage of NA Income Tracts	0.00%

Mower, MINNESOTA

Census Tract	Tract Income Class	Minority Tract
27099000100	MIDDLE	NO
27099000200	MIDDLE	NO
27099000300	MODERATE	NO
27099000410	LOW	NO
27099000600	MIDDLE	NO
27099000800	MIDDLE	NO
27099000900	MIDDLE	NO
27099001000	MIDDLE	NO
27099001200	MIDDLE	NO
27099001300	MIDDLE	NO
27099001400	MIDDLE	NO



Mower, MINNESOTA

Census Tract	Tract Income Class	Minority Tract
Summary Data: Mower		
Number of Census Tracts		11
Number of Minority Tracts		0
Percentage of Minority Tracts		0.00%
Number of Low Income Tracts		1
Percentage of Low Income Tracts		9.09%
Number of Moderate Income Tracts		1
Percentage of Moderate Income Tracts		9.09%
Number of Middle Income Tracts		9
Percentage of Middle Income Tracts		81.82%
Number of Upper Income Tracts		0
Percentage of Upper Income Tracts		0.00%
Number of NA Income Tracts		0
Percentage of NA Income Tracts		0.00%

Murray, MINNESOTA

Census Tract	Tract Income Class	Minority Tract
27101900100	MIDDLE	NO
27101900200	MIDDLE	NO
27101900300	MIDDLE	NO

Murray, MINNESOTA

Census Tract	Tract Income Class	Minority Tract
Summary Data: Murray		
Number of Census Tracts		3
Number of Minority Tracts		0
Percentage of Minority Tracts		0.00%
Number of Low Income Tracts		0
Percentage of Low Income Tracts		0.00%
Number of Moderate Income Tracts		0
Percentage of Moderate Income Tracts		0.00%
Number of Middle Income Tracts		3
Percentage of Middle Income Tracts		100.00%
Number of Upper Income Tracts		0
Percentage of Upper Income Tracts		0.00%
Number of NA Income Tracts		0
Percentage of NA Income Tracts		0.00%

Nicollet, MINNESOTA

Census Tract	Tract Income Class	Minority Tract
27103480100	MIDDLE	NO
27103480200	MIDDLE	NO
27103480300	MODERATE	NO
27103480400	MIDDLE	NO
27103480501	UPPER	NO

Nicollet, MINNESOTA

Census Tract	Tract Income Class	Minority Tract
27103480502	UPPER	NO
27103480600	MIDDLE	NO
Summary Data: Nicollet		
Number of Census Tracts		7
Number of Minority Tracts		0
Percentage of Minority Tracts		0.00%
Number of Low Income Tracts		0
Percentage of Low Income Tracts		0.00%
Number of Moderate Income Tracts		1
Percentage of Moderate Income Tracts		14.29%
Number of Middle Income Tracts		4
Percentage of Middle Income Tracts		57.14%
Number of Upper Income Tracts		2
Percentage of Upper Income Tracts		28.57%
Number of NA Income Tracts		0
Percentage of NA Income Tracts		0.00%

Nobles, MINNESOTA

Census Tract	Tract Income Class	Minority Tract
27105105100	MIDDLE	NO
27105105200	MIDDLE	NO
27105105300	MIDDLE	NO



Nobles, MINNESOTA

Census Tract	Tract Income Class	Minority Tract
27105105400	MODERATE	YES
27105105500	MODERATE	YES
27105105600	MIDDLE	NO

Summary Data: Nobles

Number of Census Tracts	6
Number of Minority Tracts	2
Percentage of Minority Tracts	33.33%
Number of Low Income Tracts	0
Percentage of Low Income Tracts	0.00%
Number of Moderate Income Tracts	2
Percentage of Moderate Income Tracts	33.33%
Number of Middle Income Tracts	4
Percentage of Middle Income Tracts	66.67%
Number of Upper Income Tracts	0
Percentage of Upper Income Tracts	0.00%
Number of NA Income Tracts	0
Percentage of NA Income Tracts	0.00%

Norman, MINNESOTA

Census Tract	Tract Income Class	Minority Tract
27107960100	MIDDLE	NO
27107960200	MIDDLE	NO

Norman, MINNESOTA

Census Tract	Tract Income Class	Minority Tract
27107960300	MIDDLE	NO

Summary Data: Norman

Number of Census Tracts	3
Number of Minority Tracts	0
Percentage of Minority Tracts	0.00%
Number of Low Income Tracts	0
Percentage of Low Income Tracts	0.00%
Number of Moderate Income Tracts	0
Percentage of Moderate Income Tracts	0.00%
Number of Middle Income Tracts	3
Percentage of Middle Income Tracts	100.00%
Number of Upper Income Tracts	0
Percentage of Upper Income Tracts	0.00%
Number of NA Income Tracts	0
Percentage of NA Income Tracts	0.00%

Olmsted, MINNESOTA

Census Tract	Tract Income Class	Minority Tract
27109000100	MODERATE	NO
27109000200	LOW	NO
27109000300	MODERATE	NO
27109000400	UPPER	NO

Olmsted, MINNESOTA

Census Tract	Tract Income Class	Minority Tract
27109000500	MODERATE	NO
27109000600	MIDDLE	NO
27109000901	MIDDLE	NO
27109000902	MIDDLE	NO
27109000903	MIDDLE	NO
27109001000	MODERATE	NO
27109001100	MIDDLE	NO
27109001201	UPPER	NO
27109001202	MIDDLE	NO
27109001203	UPPER	NO
27109001301	UPPER	NO
27109001302	MIDDLE	NO
27109001401	MODERATE	NO
27109001403	UPPER	NO
27109001404	UPPER	NO
27109001501	MIDDLE	NO
27109001502	MIDDLE	NO
27109001503	MIDDLE	NO
27109001601	MIDDLE	NO
27109001602	UPPER	NO
27109001603	UPPER	NO
27109001701	LOW	NO
27109001702	MODERATE	NO
27109001703	UPPER	NO
27109001800	UPPER	NO
27109001901	MIDDLE	NO
27109001902	UPPER	NO



Olmsted, MINNESOTA

Census Tract	Tract Income Class	Minority Tract
27109002000	MIDDLE	NO
27109002100	MIDDLE	NO
27109002200	MIDDLE	NO
27109002300	UPPER	NO

Summary Data: Olmsted

Number of Census Tracts	35
Number of Minority Tracts	0
Percentage of Minority Tracts	0.00%
Number of Low Income Tracts	2
Percentage of Low Income Tracts	5.71%
Number of Moderate Income Tracts	6
Percentage of Moderate Income Tracts	17.14%
Number of Middle Income Tracts	15
Percentage of Middle Income Tracts	42.86%
Number of Upper Income Tracts	12
Percentage of Upper Income Tracts	34.29%
Number of NA Income Tracts	0
Percentage of NA Income Tracts	0.00%

Otter Tail, MINNESOTA

Census Tract	Tract Income Class	Minority Tract
27111960102	MIDDLE	NO

Otter Tail, MINNESOTA

Census Tract	Tract Income Class	Minority Tract
27111960103	MIDDLE	NO
27111960300	MIDDLE	NO
27111960400	MIDDLE	NO
27111960500	MIDDLE	NO
27111960600	MIDDLE	NO
27111960700	MIDDLE	NO
27111960800	MIDDLE	NO
27111960900	MODERATE	NO
27111961000	MIDDLE	NO
27111961100	MIDDLE	NO
27111961200	MIDDLE	NO
27111961300	MIDDLE	NO
27111961400	MIDDLE	NO
27111961500	MIDDLE	NO
27111961600	MIDDLE	NO
27111961700	UPPER	NO

Otter Tail, MINNESOTA

Census Tract	Tract Income Class	Minority Tract
--------------	--------------------	----------------

Summary Data: Otter Tail

Number of Census Tracts	17
Number of Minority Tracts	0
Percentage of Minority Tracts	0.00%
Number of Low Income Tracts	0
Percentage of Low Income Tracts	0.00%
Number of Moderate Income Tracts	1
Percentage of Moderate Income Tracts	5.88%
Number of Middle Income Tracts	15
Percentage of Middle Income Tracts	88.24%
Number of Upper Income Tracts	1
Percentage of Upper Income Tracts	5.88%
Number of NA Income Tracts	0
Percentage of NA Income Tracts	0.00%

Pennington, MINNESOTA

Census Tract	Tract Income Class	Minority Tract
27113090100	MIDDLE	NO
27113090200	MIDDLE	NO
27113090300	UPPER	NO
27113090400	MIDDLE	NO
27113090500	MIDDLE	NO



Pennington, MINNESOTA

Census Tract	Tract Income Class	Minority Tract
Summary Data: Pennington		
Number of Census Tracts		5
Number of Minority Tracts		0
Percentage of Minority Tracts		0.00%
Number of Low Income Tracts		0
Percentage of Low Income Tracts		0.00%
Number of Moderate Income Tracts		0
Percentage of Moderate Income Tracts		0.00%
Number of Middle Income Tracts		4
Percentage of Middle Income Tracts		80.00%
Number of Upper Income Tracts		1
Percentage of Upper Income Tracts		20.00%
Number of NA Income Tracts		0
Percentage of NA Income Tracts		0.00%

Pine, MINNESOTA

Census Tract	Tract Income Class	Minority Tract
27115950100	MIDDLE	NO
27115950200	MIDDLE	NO
27115950300	MODERATE	NO
27115950401	MODERATE	NO
27115950402	MIDDLE	NO

Pine, MINNESOTA

Census Tract	Tract Income Class	Minority Tract
27115950500	MODERATE	NO
27115950600	MIDDLE	NO
27115950700	MIDDLE	NO
27115950800	MIDDLE	NO

Summary Data: Pine

Number of Census Tracts		9
Number of Minority Tracts		0
Percentage of Minority Tracts		0.00%
Number of Low Income Tracts		0
Percentage of Low Income Tracts		0.00%
Number of Moderate Income Tracts		3
Percentage of Moderate Income Tracts		33.33%
Number of Middle Income Tracts		6
Percentage of Middle Income Tracts		66.67%
Number of Upper Income Tracts		0
Percentage of Upper Income Tracts		0.00%
Number of NA Income Tracts		0
Percentage of NA Income Tracts		0.00%

Pipestone, MINNESOTA

Census Tract	Tract Income Class	Minority Tract
27117460100	MIDDLE	NO

Pipestone, MINNESOTA

Census Tract	Tract Income Class	Minority Tract
27117460200	MIDDLE	NO
27117460300	MODERATE	NO
27117460400	MIDDLE	NO
27117460500	MIDDLE	NO

Summary Data: Pipestone

Number of Census Tracts		5
Number of Minority Tracts		0
Percentage of Minority Tracts		0.00%
Number of Low Income Tracts		0
Percentage of Low Income Tracts		0.00%
Number of Moderate Income Tracts		1
Percentage of Moderate Income Tracts		20.00%
Number of Middle Income Tracts		4
Percentage of Middle Income Tracts		80.00%
Number of Upper Income Tracts		0
Percentage of Upper Income Tracts		0.00%
Number of NA Income Tracts		0
Percentage of NA Income Tracts		0.00%

Polk, MINNESOTA

Census Tract	Tract Income Class	Minority Tract
27119020100	MIDDLE	NO



Polk, MINNESOTA

Census Tract	Tract Income Class	Minority Tract
27119020200	MIDDLE	NO
27119020300	UPPER	NO
27119020400	MIDDLE	NO
27119020500	MIDDLE	NO
27119020600	MIDDLE	NO
27119020700	MIDDLE	NO
27119020800	MIDDLE	NO
27119020900	MIDDLE	NO
27119021000	MIDDLE	NO

Summary Data: Polk

Number of Census Tracts	10
Number of Minority Tracts	0
Percentage of Minority Tracts	0.00%
Number of Low Income Tracts	0
Percentage of Low Income Tracts	0.00%
Number of Moderate Income Tracts	0
Percentage of Moderate Income Tracts	0.00%
Number of Middle Income Tracts	9
Percentage of Middle Income Tracts	90.00%
Number of Upper Income Tracts	1
Percentage of Upper Income Tracts	10.00%
Number of NA Income Tracts	0
Percentage of NA Income Tracts	0.00%

Pope, MINNESOTA

Census Tract	Tract Income Class	Minority Tract
27121970100	MIDDLE	NO
27121970200	MIDDLE	NO
27121970300	MIDDLE	NO
27121970400	MIDDLE	NO

Summary Data: Pope

Number of Census Tracts	4
Number of Minority Tracts	0
Percentage of Minority Tracts	0.00%
Number of Low Income Tracts	0
Percentage of Low Income Tracts	0.00%
Number of Moderate Income Tracts	0
Percentage of Moderate Income Tracts	0.00%
Number of Middle Income Tracts	4
Percentage of Middle Income Tracts	100.00%
Number of Upper Income Tracts	0
Percentage of Upper Income Tracts	0.00%
Number of NA Income Tracts	0
Percentage of NA Income Tracts	0.00%

Ramsey, MINNESOTA

Census Tract	Tract Income Class	Minority Tract
27123030100	MIDDLE	NO

Ramsey, MINNESOTA

Census Tract	Tract Income Class	Minority Tract
27123030201	MIDDLE	NO
27123030202	MIDDLE	NO
27123030300	MIDDLE	NO
27123030400	LOW	YES
27123030500	LOW	YES
27123030601	LOW	YES
27123030602	MODERATE	YES
27123030702	MODERATE	YES
27123030703	MODERATE	YES
27123030704	LOW	YES
27123030800	MODERATE	YES
27123030900	MODERATE	YES
27123031000	MODERATE	YES
27123031100	MODERATE	YES
27123031200	MIDDLE	NO
27123031300	LOW	YES
27123031400	LOW	YES
27123031500	LOW	YES
27123031600	LOW	YES
27123031701	MODERATE	YES
27123031702	LOW	YES
27123031801	LOW	YES
27123031802	MODERATE	YES
27123031900	UPPER	NO
27123032000	MIDDLE	NO
27123032100	MIDDLE	NO
27123032200	MIDDLE	NO



Ramsey, MINNESOTA

Census Tract	Tract Income Class	Minority Tract
27123032300	MODERATE	NO
27123032400	LOW	YES
27123032500	LOW	YES
27123032600	MODERATE	YES
27123032700	LOW	YES
27123033000	MODERATE	YES
27123033100	LOW	YES
27123033200	MIDDLE	NO
27123033300	MIDDLE	NO
27123033400	LOW	YES
27123033500	LOW	YES
27123033600	LOW	YES
27123033700	LOW	YES
27123033800	MODERATE	YES
27123033900	MODERATE	YES
27123034000	MODERATE	NO
27123034201	MIDDLE	NO
27123034203	UPPER	NO
27123034204	MIDDLE	NO
27123034400	MODERATE	YES
27123034500	MODERATE	YES
27123034601	MODERATE	YES
27123034602	MODERATE	YES
27123034701	MODERATE	YES
27123034702	MODERATE	YES
27123034900	UPPER	NO
27123035000	UPPER	NO

Ramsey, MINNESOTA

Census Tract	Tract Income Class	Minority Tract
27123035100	UPPER	NO
27123035200	UPPER	NO
27123035300	UPPER	NO
27123035500	MIDDLE	NO
27123035700	UPPER	NO
27123035800	UPPER	NO
27123035900	MIDDLE	NO
27123036000	UPPER	NO
27123036100	MODERATE	YES
27123036300	UPPER	NO
27123036400	UPPER	NO
27123036500	UPPER	NO
27123036600	UPPER	NO
27123036700	MODERATE	NO
27123036800	MODERATE	NO
27123036900	LOW	NO
27123037000	MIDDLE	NO
27123037100	MODERATE	YES
27123037200	MODERATE	YES
27123037402	MODERATE	YES
27123037403	LOW	YES
27123037500	UPPER	NO
27123037601	MIDDLE	NO
27123037603	LOW	YES
27123037604	MODERATE	NO
27123040101	MIDDLE	NO
27123040102	UPPER	NO

Ramsey, MINNESOTA

Census Tract	Tract Income Class	Minority Tract
27123040200	UPPER	NO
27123040301	MIDDLE	NO
27123040302	MODERATE	NO
27123040401	MIDDLE	NO
27123040402	MIDDLE	NO
27123040502	MIDDLE	NO
27123040503	MIDDLE	NO
27123040504	MIDDLE	NO
27123040601	UPPER	NO
27123040603	UPPER	NO
27123040605	MIDDLE	NO
27123040606	MODERATE	NO
27123040704	MIDDLE	NO
27123040705	UPPER	NO
27123040706	UPPER	NO
27123040707	MIDDLE	NO
27123040708	MIDDLE	NO
27123040709	UPPER	NO
27123040801	MIDDLE	NO
27123040804	MIDDLE	NO
27123040805	MIDDLE	NO
27123040901	MIDDLE	NO
27123040902	MODERATE	NO
27123041001	MIDDLE	NO
27123041002	MIDDLE	NO
27123041103	MODERATE	NO
27123041104	MIDDLE	NO



Ramsey, MINNESOTA

Census Tract	Tract Income Class	Minority Tract
27123041105	MIDDLE	NO
27123041106	MIDDLE	NO
27123041107	MODERATE	NO
27123041200	MODERATE	NO
27123041301	MIDDLE	NO
27123041302	MODERATE	NO
27123041400	MIDDLE	NO
27123041500	MIDDLE	NO
27123041601	MIDDLE	NO
27123041602	MODERATE	NO
27123041700	MIDDLE	NO
27123041800	MIDDLE	NO
27123041900	UPPER	NO
27123042001	MODERATE	NO
27123042002	MODERATE	NO
27123042101	MODERATE	NO
27123042102	MIDDLE	NO
27123042201	MODERATE	YES
27123042202	MIDDLE	NO
27123042301	MIDDLE	NO
27123042302	MIDDLE	NO
27123042401	MIDDLE	NO
27123042402	MODERATE	NO
27123042501	MODERATE	NO
27123042503	UPPER	NO
27123042504	MIDDLE	NO
27123042601	MODERATE	NO

Ramsey, MINNESOTA

Census Tract	Tract Income Class	Minority Tract
27123042602	MIDDLE	NO
27123042700	MODERATE	NO
27123042800	LOW	YES
27123042900	UPPER	NO
27123043001	UPPER	NO
27123043002	UPPER	NO
27123980000	NA	NO

Summary Data: Ramsey

Number of Census Tracts	143
Number of Minority Tracts	45
Percentage of Minority Tracts	31.47%
Number of Low Income Tracts	22
Percentage of Low Income Tracts	15.38%
Number of Moderate Income Tracts	44
Percentage of Moderate Income Tracts	30.77%
Number of Middle Income Tracts	49
Percentage of Middle Income Tracts	34.27%
Number of Upper Income Tracts	27
Percentage of Upper Income Tracts	18.88%
Number of NA Income Tracts	1
Percentage of NA Income Tracts	0.70%

Red Lake, MINNESOTA

Census Tract	Tract Income Class	Minority Tract
27125010100	MIDDLE	NO
27125010200	MIDDLE	NO

Summary Data: Red Lake

Number of Census Tracts	2
Number of Minority Tracts	0
Percentage of Minority Tracts	0.00%
Number of Low Income Tracts	0
Percentage of Low Income Tracts	0.00%
Number of Moderate Income Tracts	0
Percentage of Moderate Income Tracts	0.00%
Number of Middle Income Tracts	2
Percentage of Middle Income Tracts	100.00%
Number of Upper Income Tracts	0
Percentage of Upper Income Tracts	0.00%
Number of NA Income Tracts	0
Percentage of NA Income Tracts	0.00%

Redwood, MINNESOTA

Census Tract	Tract Income Class	Minority Tract
27127750100	MIDDLE	NO
27127750200	MIDDLE	NO
27127750300	MODERATE	NO

Redwood, MINNESOTA

Census Tract	Tract Income Class	Minority Tract
27127750400	MIDDLE	NO
27127750500	MIDDLE	NO
27127750600	MIDDLE	NO

Summary Data: Redwood	
Number of Census Tracts	6
Number of Minority Tracts	0
Percentage of Minority Tracts	0.00%
Number of Low Income Tracts	0
Percentage of Low Income Tracts	0.00%
Number of Moderate Income Tracts	1
Percentage of Moderate Income Tracts	16.67%
Number of Middle Income Tracts	5
Percentage of Middle Income Tracts	83.33%
Number of Upper Income Tracts	0
Percentage of Upper Income Tracts	0.00%
Number of NA Income Tracts	0
Percentage of NA Income Tracts	0.00%

Renville, MINNESOTA

Census Tract	Tract Income Class	Minority Tract
27129790100	MIDDLE	NO
27129790200	MIDDLE	NO

Renville, MINNESOTA

Census Tract	Tract Income Class	Minority Tract
27129790300	MIDDLE	NO
27129790400	MIDDLE	NO
27129790500	MIDDLE	NO
27129790600	MIDDLE	NO

Summary Data: Renville	
Number of Census Tracts	6
Number of Minority Tracts	0
Percentage of Minority Tracts	0.00%
Number of Low Income Tracts	0
Percentage of Low Income Tracts	0.00%
Number of Moderate Income Tracts	0
Percentage of Moderate Income Tracts	0.00%
Number of Middle Income Tracts	6
Percentage of Middle Income Tracts	100.00%
Number of Upper Income Tracts	0
Percentage of Upper Income Tracts	0.00%
Number of NA Income Tracts	0
Percentage of NA Income Tracts	0.00%

Rice, MINNESOTA

Census Tract	Tract Income Class	Minority Tract
27131070101	UPPER	NO

Rice, MINNESOTA

Census Tract	Tract Income Class	Minority Tract
27131070102	UPPER	NO
27131070200	UPPER	NO
27131070300	UPPER	NO
27131070400	UPPER	NO
27131070501	UPPER	NO
27131070503	UPPER	NO
27131070504	MIDDLE	NO
27131070601	MIDDLE	NO
27131070602	UPPER	NO
27131070701	MIDDLE	NO
27131070702	MIDDLE	NO
27131070801	MIDDLE	NO
27131070802	MIDDLE	NO
27131070901	MODERATE	NO
27131070902	MODERATE	NO



Rice, MINNESOTA

Census Tract	Tract Income Class	Minority Tract
Summary Data: Rice		
Number of Census Tracts		16
Number of Minority Tracts		0
Percentage of Minority Tracts		0.00%
Number of Low Income Tracts		0
Percentage of Low Income Tracts		0.00%
Number of Moderate Income Tracts		2
Percentage of Moderate Income Tracts		12.50%
Number of Middle Income Tracts		6
Percentage of Middle Income Tracts		37.50%
Number of Upper Income Tracts		8
Percentage of Upper Income Tracts		50.00%
Number of NA Income Tracts		0
Percentage of NA Income Tracts		0.00%

Rock, MINNESOTA

Census Tract	Tract Income Class	Minority Tract
Summary Data: Rock		
Number of Census Tracts		3
Number of Minority Tracts		0
Percentage of Minority Tracts		0.00%
Number of Low Income Tracts		0
Percentage of Low Income Tracts		0.00%
Number of Moderate Income Tracts		0
Percentage of Moderate Income Tracts		0.00%
Number of Middle Income Tracts		3
Percentage of Middle Income Tracts		100.00%
Number of Upper Income Tracts		0
Percentage of Upper Income Tracts		0.00%
Number of NA Income Tracts		0
Percentage of NA Income Tracts		0.00%

Roseau, MINNESOTA

Census Tract	Tract Income Class	Minority Tract
Summary Data: Roseau		
Number of Census Tracts		5
Number of Minority Tracts		0
Percentage of Minority Tracts		0.00%
Number of Low Income Tracts		0
Percentage of Low Income Tracts		0.00%
Number of Moderate Income Tracts		0
Percentage of Moderate Income Tracts		0.00%
Number of Middle Income Tracts		5
Percentage of Middle Income Tracts		100.00%
Number of Upper Income Tracts		0
Percentage of Upper Income Tracts		0.00%
Number of NA Income Tracts		0
Percentage of NA Income Tracts		0.00%

Rock, MINNESOTA

Census Tract	Tract Income Class	Minority Tract
27133570100	MIDDLE	NO
27133570200	MIDDLE	NO
27133570300	MIDDLE	NO

Roseau, MINNESOTA

Census Tract	Tract Income Class	Minority Tract
27135970100	MIDDLE	NO
27135970200	MIDDLE	NO
27135970300	MIDDLE	NO
27135970400	MIDDLE	NO
27135970500	MIDDLE	NO

Scott, MINNESOTA

Census Tract	Tract Income Class	Minority Tract
27139080100	MIDDLE	NO
27139080201	UPPER	NO
27139080202	UPPER	NO
27139080204	UPPER	NO
27139080206	UPPER	NO



Scott, MINNESOTA

Census Tract	Tract Income Class	Minority Tract
27139080207	UPPER	NO
27139080208	MIDDLE	YES
27139080209	MIDDLE	NO
27139080303	MODERATE	NO
27139080304	UPPER	NO
27139080305	MIDDLE	NO
27139080306	UPPER	NO
27139080307	UPPER	NO
27139080400	MODERATE	NO
27139080500	MODERATE	NO
27139080600	MIDDLE	NO
27139080700	MIDDLE	NO
27139080801	MIDDLE	NO
27139080802	MIDDLE	NO
27139080903	UPPER	NO
27139080905	MIDDLE	NO
27139080906	MIDDLE	NO
27139080907	MODERATE	NO
27139080908	MIDDLE	NO
27139081001	UPPER	NO
27139081002	UPPER	NO
27139081101	UPPER	NO
27139081102	UPPER	NO
27139081103	UPPER	NO
27139081200	MIDDLE	NO
27139081301	MIDDLE	NO
27139081302	MIDDLE	NO

Scott, MINNESOTA

Census Tract	Tract Income Class	Minority Tract
Summary Data: Scott		
Number of Census Tracts		32
Number of Minority Tracts		1
Percentage of Minority Tracts		3.13%
Number of Low Income Tracts		0
Percentage of Low Income Tracts		0.00%
Number of Moderate Income Tracts		4
Percentage of Moderate Income Tracts		12.50%
Number of Middle Income Tracts		14
Percentage of Middle Income Tracts		43.75%
Number of Upper Income Tracts		14
Percentage of Upper Income Tracts		43.75%
Number of NA Income Tracts		0
Percentage of NA Income Tracts		0.00%

Sherburne, MINNESOTA

Census Tract	Tract Income Class	Minority Tract
27141030103	MIDDLE	NO
27141030104	MIDDLE	NO
27141030105	MIDDLE	NO
27141030106	MIDDLE	NO
27141030201	MIDDLE	NO

Sherburne, MINNESOTA

Census Tract	Tract Income Class	Minority Tract
27141030202	MIDDLE	NO
27141030301	MIDDLE	NO
27141030302	MIDDLE	NO
27141030405	MIDDLE	NO
27141030406	MIDDLE	NO
27141030407	MIDDLE	NO
27141030408	MIDDLE	NO
27141030409	MODERATE	NO
27141030410	MIDDLE	NO
27141030503	MIDDLE	NO
27141030504	UPPER	NO
27141030505	MIDDLE	NO
27141030506	MIDDLE	NO
27141031500	MODERATE	NO



Sherburne, MINNESOTA

Census Tract	Tract Income Class	Minority Tract
Summary Data: Sherburne		
Number of Census Tracts		19
Number of Minority Tracts		0
Percentage of Minority Tracts		0.00%
Number of Low Income Tracts		0
Percentage of Low Income Tracts		0.00%
Number of Moderate Income Tracts		2
Percentage of Moderate Income Tracts		10.53%
Number of Middle Income Tracts		16
Percentage of Middle Income Tracts		84.21%
Number of Upper Income Tracts		1
Percentage of Upper Income Tracts		5.26%
Number of NA Income Tracts		0
Percentage of NA Income Tracts		0.00%

Sibley, MINNESOTA

Census Tract	Tract Income Class	Minority Tract
27143170198	UPPER	NO
27143170200	MIDDLE	NO
27143170300	MIDDLE	NO
27143170400	MIDDLE	NO

Sibley, MINNESOTA

Census Tract	Tract Income Class	Minority Tract
Summary Data: Sibley		
Number of Census Tracts		4
Number of Minority Tracts		0
Percentage of Minority Tracts		0.00%
Number of Low Income Tracts		0
Percentage of Low Income Tracts		0.00%
Number of Moderate Income Tracts		0
Percentage of Moderate Income Tracts		0.00%
Number of Middle Income Tracts		3
Percentage of Middle Income Tracts		75.00%
Number of Upper Income Tracts		1
Percentage of Upper Income Tracts		25.00%
Number of NA Income Tracts		0
Percentage of NA Income Tracts		0.00%

St. Louis, MINNESOTA

Census Tract	Tract Income Class	Minority Tract
27137000100	MIDDLE	NO
27137000200	UPPER	NO
27137000301	MIDDLE	NO
27137000302	UPPER	NO
27137000400	MIDDLE	NO

St. Louis, MINNESOTA

Census Tract	Tract Income Class	Minority Tract
27137000500	UPPER	NO
27137000600	UPPER	NO
27137000700	UPPER	NO
27137000900	MIDDLE	NO
27137001000	UPPER	NO
27137001100	UPPER	NO
27137001200	MIDDLE	NO
27137001300	MIDDLE	NO
27137001400	NA	NO
27137001600	MODERATE	NO
27137001700	LOW	NO
27137001800	MODERATE	NO
27137001900	NA	NO
27137002000	MIDDLE	NO
27137002200	UPPER	NO
27137002300	MIDDLE	NO
27137002400	MODERATE	NO
27137002600	MODERATE	NO
27137002900	MODERATE	NO
27137003000	MODERATE	NO
27137003300	MODERATE	NO
27137003400	MIDDLE	NO
27137003600	MIDDLE	NO
27137003700	MODERATE	NO
27137003800	MODERATE	NO
27137010100	UPPER	NO
27137010200	UPPER	NO



St. Louis, MINNESOTA

Census Tract	Tract Income Class	Minority Tract
27137010301	UPPER	NO
27137010302	UPPER	NO
27137010400	MIDDLE	NO
27137010500	UPPER	NO
27137010601	UPPER	NO
27137010602	UPPER	NO
27137011101	UPPER	NO
27137011102	UPPER	NO
27137011200	MIDDLE	NO
27137011300	MIDDLE	NO
27137011401	MIDDLE	NO
27137011402	MIDDLE	NO
27137012100	MIDDLE	NO
27137012200	MODERATE	NO
27137012300	UPPER	NO
27137012400	MIDDLE	NO
27137012500	MODERATE	NO
27137012600	MODERATE	NO
27137012700	MIDDLE	NO
27137012800	MIDDLE	NO
27137013000	MODERATE	NO
27137013100	LOW	NO
27137013200	MIDDLE	NO
27137013300	MODERATE	NO
27137013400	MIDDLE	NO
27137013500	MIDDLE	NO
27137013600	MIDDLE	NO

St. Louis, MINNESOTA

Census Tract	Tract Income Class	Minority Tract
27137013800	MODERATE	NO
27137013900	MIDDLE	NO
27137014000	MIDDLE	NO
27137014100	MODERATE	NO
27137015100	MIDDLE	NO
27137015200	MIDDLE	NO
27137015300	MIDDLE	NO
27137015401	MIDDLE	NO
27137015402	MIDDLE	NO
27137015501	MIDDLE	NO
27137015502	MIDDLE	NO
27137015503	MIDDLE	NO
27137015600	MODERATE	NO
27137015700	MIDDLE	NO
27137015800	MIDDLE	NO
27137990100	NA	NO

St. Louis, MINNESOTA

Census Tract	Tract Income Class	Minority Tract
Summary Data: St. Louis		
Number of Census Tracts		75
Number of Minority Tracts		0
Percentage of Minority Tracts		0.00%
Number of Low Income Tracts		2
Percentage of Low Income Tracts		2.67%
Number of Moderate Income Tracts		17
Percentage of Moderate Income Tracts		22.67%
Number of Middle Income Tracts		35
Percentage of Middle Income Tracts		46.67%
Number of Upper Income Tracts		18
Percentage of Upper Income Tracts		24.00%
Number of NA Income Tracts		3
Percentage of NA Income Tracts		4.00%

Stearns, MINNESOTA

Census Tract	Tract Income Class	Minority Tract
27145000301	MODERATE	NO
27145000303	LOW	NO
27145000304	MODERATE	YES
27145000401	MIDDLE	NO
27145000402	UPPER	NO



Stearns, MINNESOTA

Census Tract	Tract Income Class	Minority Tract
27145000501	MODERATE	NO
27145000502	MODERATE	NO
27145000601	MIDDLE	NO
27145000602	MIDDLE	NO
27145000701	MODERATE	NO
27145000801	MIDDLE	NO
27145000901	MIDDLE	NO
27145001002	MIDDLE	NO
27145001003	MIDDLE	NO
27145010101	UPPER	NO
27145010103	MIDDLE	NO
27145010104	MIDDLE	NO
27145010200	UPPER	NO
27145010401	MIDDLE	NO
27145010402	UPPER	NO
27145010403	MIDDLE	NO
27145010500	MIDDLE	NO
27145010600	MIDDLE	NO
27145010900	MIDDLE	NO
27145011000	MIDDLE	NO
27145011101	MIDDLE	NO
27145011102	MIDDLE	NO
27145011201	MIDDLE	NO
27145011202	MIDDLE	NO
27145011302	MIDDLE	NO
27145011305	UPPER	NO
27145011306	UPPER	NO

Stearns, MINNESOTA

Census Tract	Tract Income Class	Minority Tract
27145011307	MIDDLE	NO
27145011308	MIDDLE	NO
27145011400	MIDDLE	NO
27145011500	MIDDLE	NO
27145011600	NA	NO

Summary Data: Stearns

Number of Census Tracts	37
Number of Minority Tracts	1
Percentage of Minority Tracts	2.70%
Number of Low Income Tracts	1
Percentage of Low Income Tracts	2.70%
Number of Moderate Income Tracts	5
Percentage of Moderate Income Tracts	13.51%
Number of Middle Income Tracts	24
Percentage of Middle Income Tracts	64.86%
Number of Upper Income Tracts	6
Percentage of Upper Income Tracts	16.22%
Number of NA Income Tracts	1
Percentage of NA Income Tracts	2.70%

Steele, MINNESOTA

Census Tract	Tract Income Class	Minority Tract
--------------	--------------------	----------------

Steele, MINNESOTA

Census Tract	Tract Income Class	Minority Tract
27147960100	MIDDLE	NO
27147960200	UPPER	NO
27147960300	UPPER	NO
27147960400	MIDDLE	NO
27147960500	UPPER	NO
27147960600	MIDDLE	NO
27147960700	UPPER	NO
27147960800	MIDDLE	NO

Summary Data: Steele

Number of Census Tracts	8
Number of Minority Tracts	0
Percentage of Minority Tracts	0.00%
Number of Low Income Tracts	0
Percentage of Low Income Tracts	0.00%
Number of Moderate Income Tracts	0
Percentage of Moderate Income Tracts	0.00%
Number of Middle Income Tracts	4
Percentage of Middle Income Tracts	50.00%
Number of Upper Income Tracts	4
Percentage of Upper Income Tracts	50.00%
Number of NA Income Tracts	0
Percentage of NA Income Tracts	0.00%

Stevens, MINNESOTA

Census Tract	Tract Income Class	Minority Tract
27149480100	MIDDLE	NO
27149480200	MIDDLE	NO
27149480300	MIDDLE	NO

Summary Data: Stevens

Number of Census Tracts	3
Number of Minority Tracts	0
Percentage of Minority Tracts	0.00%
Number of Low Income Tracts	0
Percentage of Low Income Tracts	0.00%
Number of Moderate Income Tracts	0
Percentage of Moderate Income Tracts	0.00%
Number of Middle Income Tracts	3
Percentage of Middle Income Tracts	100.00%
Number of Upper Income Tracts	0
Percentage of Upper Income Tracts	0.00%
Number of NA Income Tracts	0
Percentage of NA Income Tracts	0.00%

Swift, MINNESOTA

Census Tract	Tract Income Class	Minority Tract
27151960100	MIDDLE	NO
27151960200	MIDDLE	NO

Swift, MINNESOTA

Census Tract	Tract Income Class	Minority Tract
27151960300	UPPER	NO
27151960400	MIDDLE	NO

Summary Data: Swift

Number of Census Tracts	4
Number of Minority Tracts	0
Percentage of Minority Tracts	0.00%
Number of Low Income Tracts	0
Percentage of Low Income Tracts	0.00%
Number of Moderate Income Tracts	0
Percentage of Moderate Income Tracts	0.00%
Number of Middle Income Tracts	3
Percentage of Middle Income Tracts	75.00%
Number of Upper Income Tracts	1
Percentage of Upper Income Tracts	25.00%
Number of NA Income Tracts	0
Percentage of NA Income Tracts	0.00%

Todd, MINNESOTA

Census Tract	Tract Income Class	Minority Tract
27153790100	MIDDLE	NO
27153790200	MIDDLE	NO
27153790300	MODERATE	NO

Todd, MINNESOTA

Census Tract	Tract Income Class	Minority Tract
27153790400	MIDDLE	NO
27153790500	MIDDLE	NO
27153790600	MIDDLE	NO
27153790700	MIDDLE	NO
27153790800	MIDDLE	NO

Summary Data: Todd

Number of Census Tracts	8
Number of Minority Tracts	0
Percentage of Minority Tracts	0.00%
Number of Low Income Tracts	0
Percentage of Low Income Tracts	0.00%
Number of Moderate Income Tracts	1
Percentage of Moderate Income Tracts	12.50%
Number of Middle Income Tracts	7
Percentage of Middle Income Tracts	87.50%
Number of Upper Income Tracts	0
Percentage of Upper Income Tracts	0.00%
Number of NA Income Tracts	0
Percentage of NA Income Tracts	0.00%

Traverse, MINNESOTA

Census Tract	Tract Income Class	Minority Tract
--------------	--------------------	----------------



Traverse, MINNESOTA

Census Tract	Tract Income Class	Minority Tract
27155460100	MIDDLE	NO
27155460200	MIDDLE	NO

Summary Data: Traverse

Number of Census Tracts	2
Number of Minority Tracts	0
Percentage of Minority Tracts	0.00%
Number of Low Income Tracts	0
Percentage of Low Income Tracts	0.00%
Number of Moderate Income Tracts	0
Percentage of Moderate Income Tracts	0.00%
Number of Middle Income Tracts	2
Percentage of Middle Income Tracts	100.00%
Number of Upper Income Tracts	0
Percentage of Upper Income Tracts	0.00%
Number of NA Income Tracts	0
Percentage of NA Income Tracts	0.00%

Wabasha, MINNESOTA

Census Tract	Tract Income Class	Minority Tract
27157490100	MODERATE	NO
27157490200	MIDDLE	NO
27157490300	MIDDLE	NO

Wabasha, MINNESOTA

Census Tract	Tract Income Class	Minority Tract
27157490400	MIDDLE	NO
27157490500	MIDDLE	NO
27157490600	MODERATE	NO

Summary Data: Wabasha

Number of Census Tracts	6
Number of Minority Tracts	0
Percentage of Minority Tracts	0.00%
Number of Low Income Tracts	0
Percentage of Low Income Tracts	0.00%
Number of Moderate Income Tracts	2
Percentage of Moderate Income Tracts	33.33%
Number of Middle Income Tracts	4
Percentage of Middle Income Tracts	66.67%
Number of Upper Income Tracts	0
Percentage of Upper Income Tracts	0.00%
Number of NA Income Tracts	0
Percentage of NA Income Tracts	0.00%

Wadena, MINNESOTA

Census Tract	Tract Income Class	Minority Tract
27159480100	MIDDLE	NO
27159480200	MIDDLE	NO

Wadena, MINNESOTA

Census Tract	Tract Income Class	Minority Tract
27159480300	MODERATE	NO

Summary Data: Wadena

Number of Census Tracts	3
Number of Minority Tracts	0
Percentage of Minority Tracts	0.00%
Number of Low Income Tracts	0
Percentage of Low Income Tracts	0.00%
Number of Moderate Income Tracts	1
Percentage of Moderate Income Tracts	33.33%
Number of Middle Income Tracts	2
Percentage of Middle Income Tracts	66.67%
Number of Upper Income Tracts	0
Percentage of Upper Income Tracts	0.00%
Number of NA Income Tracts	0
Percentage of NA Income Tracts	0.00%

Waseca, MINNESOTA

Census Tract	Tract Income Class	Minority Tract
27161790100	MIDDLE	NO
27161790200	MIDDLE	NO
27161790300	UPPER	NO
27161790400	MIDDLE	NO

Waseca, MINNESOTA

Census Tract	Tract Income Class	Minority Tract
27161790500	MODERATE	NO

Summary Data: Waseca

Number of Census Tracts	5
Number of Minority Tracts	0
Percentage of Minority Tracts	0.00%
Number of Low Income Tracts	0
Percentage of Low Income Tracts	0.00%
Number of Moderate Income Tracts	1
Percentage of Moderate Income Tracts	20.00%
Number of Middle Income Tracts	3
Percentage of Middle Income Tracts	60.00%
Number of Upper Income Tracts	1
Percentage of Upper Income Tracts	20.00%
Number of NA Income Tracts	0
Percentage of NA Income Tracts	0.00%

Washington, MINNESOTA

Census Tract	Tract Income Class	Minority Tract
27163070103	MIDDLE	NO
27163070104	MODERATE	NO
27163070105	UPPER	NO
27163070107	MIDDLE	NO

Washington, MINNESOTA

Census Tract	Tract Income Class	Minority Tract
27163070108	MIDDLE	NO
27163070204	MIDDLE	NO
27163070205	MIDDLE	NO
27163070206	UPPER	NO
27163070207	UPPER	NO
27163070208	MIDDLE	NO
27163070301	UPPER	NO
27163070303	UPPER	NO
27163070304	MIDDLE	NO
27163070403	MIDDLE	NO
27163070404	UPPER	NO
27163070405	UPPER	NO
27163070406	MIDDLE	NO
27163070501	UPPER	NO
27163070502	MIDDLE	NO
27163070602	MIDDLE	NO
27163070603	MIDDLE	NO
27163070604	MIDDLE	NO
27163070703	MIDDLE	NO
27163070704	MIDDLE	NO
27163070705	UPPER	NO
27163070706	UPPER	NO
27163070801	NA	YES
27163070802	NA	YES
27163070906	MIDDLE	NO
27163070907	MIDDLE	NO
27163070909	MIDDLE	NO

Washington, MINNESOTA

Census Tract	Tract Income Class	Minority Tract
27163070910	MIDDLE	NO
27163070911	MODERATE	NO
27163070912	MODERATE	NO
27163071001	MODERATE	NO
27163071003	MODERATE	NO
27163071006	MIDDLE	NO
27163071010	UPPER	NO
27163071011	UPPER	NO
27163071012	MODERATE	NO
27163071013	MIDDLE	NO
27163071014	UPPER	NO
27163071016	UPPER	NO
27163071019	UPPER	NO
27163071020	UPPER	NO
27163071021	MIDDLE	NO
27163071022	UPPER	NO
27163071023	UPPER	NO
27163071024	MIDDLE	NO
27163071025	MIDDLE	NO
27163071101	MIDDLE	NO
27163071102	UPPER	NO
27163071207	MIDDLE	NO
27163071208	MIDDLE	NO
27163071209	MIDDLE	NO
27163071210	MIDDLE	NO
27163071211	UPPER	NO
27163071300	MIDDLE	NO



Washington, MINNESOTA

Census Tract	Tract Income Class	Minority Tract
27163071400	MIDDLE	NO

Summary Data: Washington

Number of Census Tracts	59
Number of Minority Tracts	2
Percentage of Minority Tracts	3.39%
Number of Low Income Tracts	0
Percentage of Low Income Tracts	0.00%
Number of Moderate Income Tracts	6
Percentage of Moderate Income Tracts	10.17%
Number of Middle Income Tracts	31
Percentage of Middle Income Tracts	52.54%
Number of Upper Income Tracts	20
Percentage of Upper Income Tracts	33.90%
Number of NA Income Tracts	2
Percentage of NA Income Tracts	3.39%

Watonwan, MINNESOTA

Census Tract	Tract Income Class	Minority Tract
27165950100	MIDDLE	NO
27165950200	MIDDLE	NO
27165950300	MIDDLE	NO

Watonwan, MINNESOTA

Census Tract	Tract Income Class	Minority Tract
--------------	--------------------	----------------

Summary Data: Watonwan

Number of Census Tracts	3
Number of Minority Tracts	0
Percentage of Minority Tracts	0.00%
Number of Low Income Tracts	0
Percentage of Low Income Tracts	0.00%
Number of Moderate Income Tracts	0
Percentage of Moderate Income Tracts	0.00%
Number of Middle Income Tracts	3
Percentage of Middle Income Tracts	100.00%
Number of Upper Income Tracts	0
Percentage of Upper Income Tracts	0.00%
Number of NA Income Tracts	0
Percentage of NA Income Tracts	0.00%

Wilkin, MINNESOTA

Census Tract	Tract Income Class	Minority Tract
27167950100	MIDDLE	NO
27167950200	MIDDLE	NO

Wilkin, MINNESOTA


Census Tract	Tract Income Class	Minority Tract
--------------	--------------------	----------------

Summary Data: Wilkin

Number of Census Tracts	2
Number of Minority Tracts	0
Percentage of Minority Tracts	0.00%
Number of Low Income Tracts	0
Percentage of Low Income Tracts	0.00%
Number of Moderate Income Tracts	0
Percentage of Moderate Income Tracts	0.00%
Number of Middle Income Tracts	2
Percentage of Middle Income Tracts	100.00%
Number of Upper Income Tracts	0
Percentage of Upper Income Tracts	0.00%
Number of NA Income Tracts	0
Percentage of NA Income Tracts	0.00%

Winona, MINNESOTA

Census Tract	Tract Income Class	Minority Tract
27169670101	MIDDLE	NO
27169670102	MIDDLE	NO
27169670200	MIDDLE	NO
27169670301	MIDDLE	NO
27169670302	UPPER	NO



Winona, MINNESOTA

Census Tract	Tract Income Class	Minority Tract
27169670400	MIDDLE	NO
27169670500	MIDDLE	NO
27169670600	MIDDLE	NO
27169670700	MIDDLE	NO
27169670801	MIDDLE	NO
27169670802	UPPER	NO
27169670900	MIDDLE	NO
27169671000	UPPER	NO

Summary Data: Winona

Number of Census Tracts	13
Number of Minority Tracts	0
Percentage of Minority Tracts	0.00%
Number of Low Income Tracts	0
Percentage of Low Income Tracts	0.00%
Number of Moderate Income Tracts	0
Percentage of Moderate Income Tracts	0.00%
Number of Middle Income Tracts	10
Percentage of Middle Income Tracts	76.92%
Number of Upper Income Tracts	3
Percentage of Upper Income Tracts	23.08%
Number of NA Income Tracts	0
Percentage of NA Income Tracts	0.00%

Wright, MINNESOTA

Census Tract	Tract Income Class	Minority Tract
27171100101	MIDDLE	NO
27171100102	MIDDLE	NO
27171100202	MIDDLE	NO
27171100203	MODERATE	NO
27171100205	MIDDLE	NO
27171100206	MIDDLE	NO
27171100300	MIDDLE	NO
27171100401	MIDDLE	NO
27171100402	MODERATE	NO
27171100500	MIDDLE	NO
27171100701	MIDDLE	NO
27171100704	MIDDLE	NO
27171100705	MIDDLE	NO
27171100706	MIDDLE	NO
27171100707	MIDDLE	NO
27171100803	MIDDLE	NO
27171100804	MIDDLE	NO
27171100805	UPPER	NO
27171100806	UPPER	NO
27171100807	MIDDLE	NO
27171100900	MIDDLE	NO
27171101001	UPPER	NO
27171101002	MIDDLE	NO
27171101101	MIDDLE	NO
27171101102	MIDDLE	NO
27171101200	MIDDLE	NO
27171101300	MODERATE	NO

Wright, MINNESOTA

Census Tract	Tract Income Class	Minority Tract
Summary Data: Wright		
Number of Census Tracts		27
Number of Minority Tracts		0
Percentage of Minority Tracts		0.00%
Number of Low Income Tracts		0
Percentage of Low Income Tracts		0.00%
Number of Moderate Income Tracts		3
Percentage of Moderate Income Tracts		11.11%
Number of Middle Income Tracts		21
Percentage of Middle Income Tracts		77.78%
Number of Upper Income Tracts		3
Percentage of Upper Income Tracts		11.11%
Number of NA Income Tracts		0
Percentage of NA Income Tracts		0.00%

Yellow Medicine, MINNESOTA

Census Tract	Tract Income Class	Minority Tract
27173970100	MIDDLE	NO
27173970200	MIDDLE	NO
27173970300	MIDDLE	NO
27173970400	MIDDLE	NO




Yellow Medicine, MINNESOTA

Census Tract	Tract Income Class	Minority Tract
--------------	--------------------	----------------

Summary Data: Yellow Medicine

Number of Census Tracts	4
Number of Minority Tracts	0
Percentage of Minority Tracts	0.00%
Number of Low Income Tracts	0
Percentage of Low Income Tracts	0.00%
Number of Moderate Income Tracts	0
Percentage of Moderate Income Tracts	0.00%
Number of Middle Income Tracts	4
Percentage of Middle Income Tracts	100.00%
Number of Upper Income Tracts	0
Percentage of Upper Income Tracts	0.00%
Number of NA Income Tracts	0
Percentage of NA Income Tracts	0.00%



Assessment Area Summary Data:	Number of Census Tracts:	1,505
--------------------------------------	---------------------------------	-------

Number of Minority Tracts	Number of Low Income Tracts	Number of Moderate Income Tracts	Number of Middle Income Tracts	Number of Upper Income Tracts	Number of NA Income Tracts
134	57	294	811	326	17

Percentage of Minority Tracts	Percentage of Low Income Tracts	Percentage of Moderate Income Tracts	Percentage of Middle Income Tracts	Percentage of Upper Income Tracts	Percentage of NA Income Tracts
8.90%	3.79%	19.53%	53.89%	21.66%	1.13%

