

GeoDataVision Report D-1 Census Tract Reference Book 2021/2022

Tract Income Classification and Minority Status—Based on Census data released by the FFIEC July, 2021 through April, 2022

Aitkin, MINNESOTA

| Census Tract | 2021 | | 2022 | | Change in Tract Income Class from 2021 through 2022 |
|--------------|--------------------|----------------|--------------------|----------------|---|
| | Tract Income Class | Minority Tract | Tract Income Class | Minority Tract | |
| 27001770100 | MIDDLE | NO | MIDDLE | NO | No Change |
| 27001770200 | MIDDLE | NO | MIDDLE | NO | No Change |
| 27001770300 | MODERATE | NO | MODERATE | NO | No Change |
| 27001770400 | MODERATE | NO | | | Not Applicable |
| 27001770401 | | | MIDDLE | NO | Not Applicable |
| 27001770402 | | | MODERATE | NO | Not Applicable |
| 27001790501 | MODERATE | NO | MIDDLE | NO | MODERATE to MIDDLE |
| 27001790502 | MIDDLE | NO | | | Not Applicable |
| 27001790503 | | | MIDDLE | NO | Not Applicable |
| 27001790504 | | | MIDDLE | NO | Not Applicable |

Aitkin, MINNESOTA

| Census Tract | 2021 | | 2022 | | Change in Tract Income Class from 2021 through 2022 |
|--------------|--------------------|----------------|--------------------|----------------|---|
| | Tract Income Class | Minority Tract | Tract Income Class | Minority Tract | |

| Summary Data: Aitkin | 2021 | 2022 |
|--------------------------------------|--------|--------|
| Number of Census Tracts | 6 | 8 |
| Number of Minority Tracts | 0 | 0 |
| Percentage of Minority Tracts | 0.00% | 0.00% |
| Number of Low Income Tracts | 0 | 0 |
| Percentage of Low Income Tracts | 0.00% | 0.00% |
| Number of Moderate Income Tracts | 3 | 2 |
| Percentage of Moderate Income Tracts | 50.00% | 25.00% |
| Number of Middle Income Tracts | 3 | 6 |
| Percentage of Middle Income Tracts | 50.00% | 75.00% |
| Number of Upper Income Tracts | 0 | 0 |
| Percentage of Upper Income Tracts | 0.00% | 0.00% |
| Number of NA Income Tracts | 0 | 0 |
| Percentage of NA Income Tracts | 0.00% | 0.00% |

Anoka, MINNESOTA

| Census Tract | 2021 | | 2022 | | Change in Tract Income Class from 2021 through 2022 |
|--------------|--------------------|----------------|--------------------|----------------|---|
| | Tract Income Class | Minority Tract | Tract Income Class | Minority Tract | |
| 27003050107 | MIDDLE | NO | MODERATE | NO | MIDDLE to MODERATE |
| 27003050108 | MIDDLE | NO | MIDDLE | NO | No Change |



GeoDataVision Report D-1 Census Tract Reference Book 2021/2022: MINNESOTA

Anoka, MINNESOTA

| Census Tract | 2021 | | 2022 | | Change in Tract Income Class from 2021 through 2022 |
|--------------|--------------------|----------------|--------------------|----------------|---|
| | Tract Income Class | Minority Tract | Tract Income Class | Minority Tract | |
| 27003050109 | MIDDLE | NO | MIDDLE | NO | No Change |
| 27003050110 | MIDDLE | NO | MIDDLE | NO | No Change |
| 27003050111 | MIDDLE | NO | MIDDLE | NO | No Change |
| 27003050114 | MIDDLE | NO | MIDDLE | NO | No Change |
| 27003050115 | MIDDLE | NO | MIDDLE | NO | No Change |
| 27003050116 | MIDDLE | NO | UPPER | NO | MIDDLE to UPPER |
| 27003050208 | MIDDLE | NO | MIDDLE | NO | No Change |
| 27003050210 | MIDDLE | NO | MIDDLE | NO | No Change |
| 27003050215 | UPPER | NO | UPPER | NO | No Change |
| 27003050216 | UPPER | NO | UPPER | NO | No Change |
| 27003050217 | UPPER | NO | UPPER | NO | No Change |
| 27003050218 | MIDDLE | NO | MIDDLE | NO | No Change |
| 27003050219 | MIDDLE | NO | MIDDLE | NO | No Change |
| 27003050220 | MIDDLE | NO | MIDDLE | NO | No Change |
| 27003050221 | MIDDLE | NO | | | Not Applicable |
| 27003050222 | UPPER | NO | MIDDLE | NO | UPPER to MIDDLE |
| 27003050223 | MIDDLE | NO | UPPER | NO | MIDDLE to UPPER |
| 27003050224 | MIDDLE | NO | MIDDLE | NO | No Change |
| 27003050225 | MIDDLE | NO | | | Not Applicable |
| 27003050226 | MIDDLE | NO | UPPER | NO | MIDDLE to UPPER |
| 27003050227 | MIDDLE | NO | MIDDLE | NO | No Change |
| 27003050228 | MIDDLE | NO | MIDDLE | NO | No Change |
| 27003050229 | UPPER | NO | MIDDLE | NO | UPPER to MIDDLE |
| 27003050230 | UPPER | NO | UPPER | NO | No Change |
| 27003050232 | MIDDLE | NO | MIDDLE | NO | No Change |
| 27003050233 | MIDDLE | NO | MIDDLE | NO | No Change |
| 27003050234 | MIDDLE | NO | MIDDLE | NO | No Change |

Anoka, MINNESOTA

| Census Tract | 2021 | | 2022 | | Change in Tract Income Class from 2021 through 2022 |
|--------------|--------------------|----------------|--------------------|----------------|---|
| | Tract Income Class | Minority Tract | Tract Income Class | Minority Tract | |
| 27003050235 | MIDDLE | NO | MODERATE | NO | MIDDLE to MODERATE |
| 27003050236 | UPPER | NO | UPPER | NO | No Change |
| 27003050237 | UPPER | NO | MIDDLE | NO | UPPER to MIDDLE |
| 27003050238 | | | UPPER | NO | Not Applicable |
| 27003050239 | | | UPPER | NO | Not Applicable |
| 27003050240 | | | MIDDLE | NO | Not Applicable |
| 27003050241 | | | MIDDLE | NO | Not Applicable |
| 27003050401 | MODERATE | NO | MIDDLE | NO | MODERATE to MIDDLE |
| 27003050402 | MODERATE | NO | MIDDLE | NO | MODERATE to MIDDLE |
| 27003050501 | MODERATE | NO | MODERATE | NO | No Change |
| 27003050504 | MODERATE | NO | LOW | NO | MODERATE to LOW |
| 27003050505 | MIDDLE | NO | MODERATE | NO | MIDDLE to MODERATE |
| 27003050602 | MODERATE | NO | MODERATE | NO | No Change |
| 27003050605 | MIDDLE | NO | MIDDLE | NO | No Change |
| 27003050606 | MODERATE | NO | MODERATE | NO | No Change |
| 27003050607 | MODERATE | NO | MODERATE | NO | No Change |
| 27003050608 | MODERATE | NO | MODERATE | NO | No Change |
| 27003050609 | MIDDLE | NO | MIDDLE | NO | No Change |
| 27003050610 | MIDDLE | NO | | | Not Applicable |
| 27003050611 | | | MIDDLE | NO | Not Applicable |
| 27003050612 | | | MIDDLE | NO | Not Applicable |
| 27003050702 | MIDDLE | NO | MIDDLE | NO | No Change |
| 27003050704 | MODERATE | NO | MODERATE | NO | No Change |
| 27003050706 | MODERATE | NO | MODERATE | NO | No Change |
| 27003050707 | UPPER | NO | MIDDLE | NO | UPPER to MIDDLE |
| 27003050709 | MIDDLE | NO | MIDDLE | NO | No Change |
| 27003050710 | MIDDLE | NO | MODERATE | NO | MIDDLE to MODERATE |



| Anoka, MINNESOTA | | | | | |
|------------------|--------------------|----------------|--------------------|----------------|---|
| Census Tract | 2021 | | 2022 | | Change in Tract Income Class from 2021 through 2022 |
| | Tract Income Class | Minority Tract | Tract Income Class | Minority Tract | |
| 27003050711 | MIDDLE | NO | MIDDLE | NO | No Change |
| 27003050712 | MIDDLE | NO | MODERATE | NO | MIDDLE to MODERATE |
| 27003050805 | MIDDLE | NO | | | Not Applicable |
| 27003050806 | MIDDLE | NO | | | Not Applicable |
| 27003050807 | MODERATE | NO | MODERATE | NO | No Change |
| 27003050808 | MIDDLE | NO | MODERATE | NO | MIDDLE to MODERATE |
| 27003050809 | MIDDLE | NO | | | Not Applicable |
| 27003050810 | MODERATE | NO | MODERATE | NO | No Change |
| 27003050811 | MODERATE | NO | MIDDLE | NO | MODERATE to MIDDLE |
| 27003050813 | MIDDLE | NO | | | Not Applicable |
| 27003050816 | MIDDLE | NO | MIDDLE | NO | No Change |
| 27003050818 | UPPER | NO | MIDDLE | NO | UPPER to MIDDLE |
| 27003050819 | UPPER | NO | UPPER | NO | No Change |
| 27003050820 | UPPER | NO | MIDDLE | NO | UPPER to MIDDLE |
| 27003050821 | UPPER | NO | MIDDLE | NO | UPPER to MIDDLE |
| 27003050822 | | | MODERATE | NO | Not Applicable |
| 27003050823 | | | MIDDLE | NO | Not Applicable |
| 27003050824 | | | MIDDLE | NO | Not Applicable |
| 27003050825 | | | MIDDLE | NO | Not Applicable |
| 27003050826 | | | MIDDLE | NO | Not Applicable |
| 27003050827 | | | MIDDLE | NO | Not Applicable |
| 27003050828 | | | MODERATE | NO | Not Applicable |
| 27003050829 | | | MIDDLE | NO | Not Applicable |
| 27003050901 | MODERATE | NO | MODERATE | NO | No Change |
| 27003050902 | MIDDLE | NO | MIDDLE | NO | No Change |
| 27003051001 | MODERATE | NO | MODERATE | NO | No Change |
| 27003051002 | MIDDLE | NO | MIDDLE | NO | No Change |

| Anoka, MINNESOTA | | | | | |
|------------------|--------------------|----------------|--------------------|----------------|---|
| Census Tract | 2021 | | 2022 | | Change in Tract Income Class from 2021 through 2022 |
| | Tract Income Class | Minority Tract | Tract Income Class | Minority Tract | |
| 27003051101 | MIDDLE | NO | MODERATE | NO | MIDDLE to MODERATE |
| 27003051102 | MODERATE | NO | MODERATE | NO | No Change |
| 27003051103 | MODERATE | NO | MODERATE | YES | No Change |
| 27003051201 | MODERATE | NO | MODERATE | YES | No Change |
| 27003051202 | MODERATE | NO | MODERATE | NO | No Change |
| 27003051203 | MIDDLE | NO | MODERATE | NO | MIDDLE to MODERATE |
| 27003051206 | MODERATE | NO | MODERATE | NO | No Change |
| 27003051302 | MODERATE | NO | MODERATE | NO | No Change |
| 27003051304 | MODERATE | NO | MODERATE | NO | No Change |
| 27003051305 | MODERATE | NO | MODERATE | YES | No Change |
| 27003051400 | MODERATE | NO | MODERATE | YES | No Change |
| 27003051501 | MODERATE | NO | MODERATE | YES | No Change |
| 27003051502 | MODERATE | NO | MIDDLE | NO | MODERATE to MIDDLE |
| 27003051600 | MIDDLE | NO | MIDDLE | NO | No Change |



Anoka, MINNESOTA

| Census Tract | 2021 | | 2022 | | Change in Tract Income Class from 2021 through 2022 |
|--------------|--------------------|----------------|--------------------|----------------|---|
| | Tract Income Class | Minority Tract | Tract Income Class | Minority Tract | |

| Summary Data: Anoka | 2021 | 2022 |
|--------------------------------------|--------|--------|
| Number of Census Tracts | 83 | 90 |
| Number of Minority Tracts | 0 | 5 |
| Percentage of Minority Tracts | 0.00% | 5.56% |
| Number of Low Income Tracts | 0 | 1 |
| Percentage of Low Income Tracts | 0.00% | 1.11% |
| Number of Moderate Income Tracts | 26 | 31 |
| Percentage of Moderate Income Tracts | 31.33% | 34.44% |
| Number of Middle Income Tracts | 44 | 47 |
| Percentage of Middle Income Tracts | 53.01% | 52.22% |
| Number of Upper Income Tracts | 13 | 11 |
| Percentage of Upper Income Tracts | 15.66% | 12.22% |
| Number of NA Income Tracts | 0 | 0 |
| Percentage of NA Income Tracts | 0.00% | 0.00% |


Becker, MINNESOTA

| Census Tract | 2021 | | 2022 | | Change in Tract Income Class from 2021 through 2022 |
|--------------|--------------------|----------------|--------------------|----------------|---|
| | Tract Income Class | Minority Tract | Tract Income Class | Minority Tract | |
| 27005450100 | MIDDLE | NO | MIDDLE | NO | No Change |
| 27005450200 | MIDDLE | NO | MIDDLE | NO | No Change |
| 27005450300 | MIDDLE | NO | MIDDLE | NO | No Change |

Becker, MINNESOTA

| Census Tract | 2021 | | 2022 | | Change in Tract Income Class from 2021 through 2022 |
|--------------|--------------------|----------------|--------------------|----------------|---|
| | Tract Income Class | Minority Tract | Tract Income Class | Minority Tract | |
| 27005450400 | UPPER | NO | UPPER | NO | No Change |
| 27005450500 | MODERATE | NO | MODERATE | NO | No Change |
| 27005450600 | MIDDLE | NO | MIDDLE | NO | No Change |
| 27005450700 | UPPER | NO | UPPER | NO | No Change |
| 27005450800 | MIDDLE | NO | MIDDLE | NO | No Change |
| 27005450900 | MIDDLE | NO | UPPER | NO | MIDDLE to UPPER |
| 27005940000 | MODERATE | YES | MODERATE | YES | No Change |

| Summary Data: Becker | 2021 | 2022 |
|--------------------------------------|--------|--------|
| Number of Census Tracts | 10 | 10 |
| Number of Minority Tracts | 1 | 1 |
| Percentage of Minority Tracts | 10.00% | 10.00% |
| Number of Low Income Tracts | 0 | 0 |
| Percentage of Low Income Tracts | 0.00% | 0.00% |
| Number of Moderate Income Tracts | 2 | 2 |
| Percentage of Moderate Income Tracts | 20.00% | 20.00% |
| Number of Middle Income Tracts | 6 | 5 |
| Percentage of Middle Income Tracts | 60.00% | 50.00% |
| Number of Upper Income Tracts | 2 | 3 |
| Percentage of Upper Income Tracts | 20.00% | 30.00% |
| Number of NA Income Tracts | 0 | 0 |
| Percentage of NA Income Tracts | 0.00% | 0.00% |



Beltrami, MINNESOTA

| Census Tract | 2021 | | 2022 | | Change in Tract Income Class from 2021 through 2022 |
|--------------|--------------------|----------------|--------------------|----------------|---|
| | Tract Income Class | Minority Tract | Tract Income Class | Minority Tract | |
| 27007450100 | MIDDLE | NO | | | Not Applicable |
| 27007450101 | | | MIDDLE | NO | Not Applicable |
| 27007450102 | | | MIDDLE | NO | Not Applicable |
| 27007450200 | MIDDLE | NO | | | Not Applicable |
| 27007450201 | | | UPPER | NO | Not Applicable |
| 27007450202 | | | MIDDLE | NO | Not Applicable |
| 27007450300 | MIDDLE | NO | MIDDLE | NO | No Change |
| 27007450400 | MIDDLE | NO | MIDDLE | NO | No Change |
| 27007450500 | MIDDLE | NO | MIDDLE | NO | No Change |
| 27007450600 | MODERATE | NO | MODERATE | NO | No Change |
| 27007450701 | MIDDLE | NO | | | Not Applicable |
| 27007450702 | MODERATE | NO | | | Not Applicable |
| 27007450703 | | | LOW | NO | Not Applicable |
| 27007450704 | | | MODERATE | NO | Not Applicable |
| 27007450705 | | | MIDDLE | NO | Not Applicable |
| 27007450706 | | | MODERATE | NO | Not Applicable |
| 27007940001 | MODERATE | YES | MODERATE | YES | No Change |
| 27007940002 | MIDDLE | NO | MIDDLE | NO | No Change |

Beltrami, MINNESOTA

| Census Tract | 2021 | | 2022 | | Change in Tract Income Class from 2021 through 2022 |
|---|--------------------|----------------|--------------------|----------------|---|
| | Tract Income Class | Minority Tract | Tract Income Class | Minority Tract | |
| Summary Data: Beltrami | | | 2021 | 2022 | |
| Number of Census Tracts | | | 10 | 14 | |
| Number of Minority Tracts | | | 1 | 1 | |
| Percentage of Minority Tracts | | | 10.00% | 7.14% | |
| Number of Low Income Tracts | | | 0 | 1 | |
| Percentage of Low Income Tracts | | | 0.00% | 7.14% | |
| Number of Moderate Income Tracts | | | 3 | 4 | |
| Percentage of Moderate Income Tracts | | | 30.00% | 28.57% | |
| Number of Middle Income Tracts | | | 7 | 8 | |
| Percentage of Middle Income Tracts | | | 70.00% | 57.14% | |
| Number of Upper Income Tracts | | | 0 | 1 | |
| Percentage of Upper Income Tracts | | | 0.00% | 7.14% | |
| Number of NA Income Tracts | | | 0 | 0 | |
| Percentage of NA Income Tracts | | | 0.00% | 0.00% | |

Benton, MINNESOTA

| Census Tract | 2021 | | 2022 | | Change in Tract Income Class from 2021 through 2022 |
|--------------|--------------------|----------------|--------------------|----------------|---|
| | Tract Income Class | Minority Tract | Tract Income Class | Minority Tract | |
| 27009020100 | MIDDLE | NO | MIDDLE | NO | No Change |
| 27009020202 | MIDDLE | NO | MIDDLE | NO | No Change |
| 27009020203 | MIDDLE | NO | MIDDLE | NO | No Change |



Benton, MINNESOTA

| Census Tract | 2021 | | 2022 | | Change in Tract Income Class from 2021 through 2022 |
|--------------|--------------------|----------------|--------------------|----------------|---|
| | Tract Income Class | Minority Tract | Tract Income Class | Minority Tract | |
| 27009020205 | MIDDLE | NO | MIDDLE | NO | No Change |
| 27009020206 | MIDDLE | NO | MODERATE | NO | MIDDLE to MODERATE |
| 27009020300 | MIDDLE | NO | UPPER | NO | MIDDLE to UPPER |
| 27009021101 | MIDDLE | NO | | | Not Applicable |
| 27009021102 | MIDDLE | NO | MIDDLE | NO | No Change |
| 27009021103 | | | MODERATE | NO | Not Applicable |
| 27009021104 | | | MIDDLE | NO | Not Applicable |
| 27009021200 | MODERATE | NO | | | Not Applicable |
| 27009021201 | | | MODERATE | NO | Not Applicable |

Benton, MINNESOTA

| Census Tract | 2021 | | 2022 | | Change in Tract Income Class from 2021 through 2022 |
|--------------|--------------------|----------------|--------------------|----------------|---|
| | Tract Income Class | Minority Tract | Tract Income Class | Minority Tract | |

| Summary Data: Benton | 2021 | 2022 |
|--------------------------------------|--------|--------|
| Number of Census Tracts | 9 | 10 |
| Number of Minority Tracts | 0 | 0 |
| Percentage of Minority Tracts | 0.00% | 0.00% |
| Number of Low Income Tracts | 0 | 0 |
| Percentage of Low Income Tracts | 0.00% | 0.00% |
| Number of Moderate Income Tracts | 1 | 3 |
| Percentage of Moderate Income Tracts | 11.11% | 30.00% |
| Number of Middle Income Tracts | 8 | 6 |
| Percentage of Middle Income Tracts | 88.89% | 60.00% |
| Number of Upper Income Tracts | 0 | 1 |
| Percentage of Upper Income Tracts | 0.00% | 10.00% |
| Number of NA Income Tracts | 0 | 0 |
| Percentage of NA Income Tracts | 0.00% | 0.00% |

Big Stone, MINNESOTA

| Census Tract | 2021 | | 2022 | | Change in Tract Income Class from 2021 through 2022 |
|--------------|--------------------|----------------|--------------------|----------------|---|
| | Tract Income Class | Minority Tract | Tract Income Class | Minority Tract | |
| 27011950100 | MIDDLE | NO | MIDDLE | NO | No Change |
| 27011950200 | MIDDLE | NO | MIDDLE | NO | No Change |
| 27011950300 | MIDDLE | NO | MIDDLE | NO | No Change |



Big Stone, MINNESOTA

| Census Tract | 2021 | | 2022 | | Change in Tract Income Class from 2021 through 2022 |
|--------------------------------------|--------------------|----------------|--------------------|----------------|---|
| | Tract Income Class | Minority Tract | Tract Income Class | Minority Tract | |
| Summary Data: Big Stone | | | | | |
| | | 2021 | | 2022 | |
| Number of Census Tracts | | 3 | | 3 | |
| Number of Minority Tracts | | 0 | | 0 | |
| Percentage of Minority Tracts | | 0.00% | | 0.00% | |
| Number of Low Income Tracts | | 0 | | 0 | |
| Percentage of Low Income Tracts | | 0.00% | | 0.00% | |
| Number of Moderate Income Tracts | | 0 | | 0 | |
| Percentage of Moderate Income Tracts | | 0.00% | | 0.00% | |
| Number of Middle Income Tracts | | 3 | | 3 | |
| Percentage of Middle Income Tracts | | 100.00% | | 100.00% | |
| Number of Upper Income Tracts | | 0 | | 0 | |
| Percentage of Upper Income Tracts | | 0.00% | | 0.00% | |
| Number of NA Income Tracts | | 0 | | 0 | |
| Percentage of NA Income Tracts | | 0.00% | | 0.00% | |

Blue Earth, MINNESOTA

| Census Tract | 2021 | | 2022 | | Change in Tract Income Class from 2021 through 2022 |
|--------------|--------------------|----------------|--------------------|----------------|---|
| | Tract Income Class | Minority Tract | Tract Income Class | Minority Tract | |
| 27013170400 | MIDDLE | NO | MIDDLE | NO | No Change |
| 27013170500 | MIDDLE | NO | MIDDLE | NO | No Change |
| 27013170600 | MODERATE | NO | MODERATE | NO | No Change |
| 27013170700 | MODERATE | NO | MODERATE | NO | No Change |
| 27013170800 | MIDDLE | NO | MIDDLE | NO | No Change |
| 27013170900 | MIDDLE | NO | MIDDLE | NO | No Change |
| 27013171000 | MIDDLE | NO | MIDDLE | NO | No Change |
| 27013171101 | MODERATE | NO | MODERATE | NO | No Change |
| 27013171202 | MIDDLE | NO | MODERATE | NO | MIDDLE to MODERATE |
| 27013171300 | UPPER | NO | MIDDLE | NO | UPPER to MIDDLE |
| 27013171400 | MIDDLE | NO | MIDDLE | NO | No Change |
| 27013171500 | MIDDLE | NO | MIDDLE | NO | No Change |
| 27013171600 | MIDDLE | NO | UPPER | NO | MIDDLE to UPPER |

Blue Earth, MINNESOTA

| Census Tract | 2021 | | 2022 | | Change in Tract Income Class from 2021 through 2022 |
|--------------|--------------------|----------------|--------------------|----------------|---|
| | Tract Income Class | Minority Tract | Tract Income Class | Minority Tract | |
| 27013170100 | MIDDLE | NO | MIDDLE | NO | No Change |
| 27013170200 | MIDDLE | NO | MIDDLE | NO | No Change |
| 27013170300 | MODERATE | NO | MODERATE | NO | No Change |



Blue Earth, MINNESOTA

| Census Tract | 2021 | | 2022 | | Change in Tract Income Class from 2021 through 2022 |
|--------------|--------------------|----------------|--------------------|----------------|---|
| | Tract Income Class | Minority Tract | Tract Income Class | Minority Tract | |

| Summary Data: Blue Earth | 2021 | 2022 |
|--------------------------------------|--------|--------|
| Number of Census Tracts | 16 | 16 |
| Number of Minority Tracts | 0 | 0 |
| Percentage of Minority Tracts | 0.00% | 0.00% |
| Number of Low Income Tracts | 0 | 0 |
| Percentage of Low Income Tracts | 0.00% | 0.00% |
| Number of Moderate Income Tracts | 4 | 5 |
| Percentage of Moderate Income Tracts | 25.00% | 31.25% |
| Number of Middle Income Tracts | 11 | 10 |
| Percentage of Middle Income Tracts | 68.75% | 62.50% |
| Number of Upper Income Tracts | 1 | 1 |
| Percentage of Upper Income Tracts | 6.25% | 6.25% |
| Number of NA Income Tracts | 0 | 0 |
| Percentage of NA Income Tracts | 0.00% | 0.00% |

Brown, MINNESOTA

| Census Tract | 2021 | | 2022 | | Change in Tract Income Class from 2021 through 2022 |
|--------------|--------------------|----------------|--------------------|----------------|---|
| | Tract Income Class | Minority Tract | Tract Income Class | Minority Tract | |
| 27015960101 | MIDDLE | NO | MIDDLE | NO | No Change |
| 27015960102 | MIDDLE | NO | MIDDLE | NO | No Change |
| 27015960200 | UPPER | NO | MIDDLE | NO | UPPER to MIDDLE |

Brown, MINNESOTA

| Census Tract | 2021 | | 2022 | | Change in Tract Income Class from 2021 through 2022 |
|--------------|--------------------|----------------|--------------------|----------------|---|
| | Tract Income Class | Minority Tract | Tract Income Class | Minority Tract | |
| 27015960300 | MIDDLE | NO | MIDDLE | NO | No Change |
| 27015960400 | MIDDLE | NO | MIDDLE | NO | No Change |
| 27015960500 | MIDDLE | NO | MIDDLE | NO | No Change |
| 27015960600 | MIDDLE | NO | MIDDLE | NO | No Change |
| 27015960700 | MIDDLE | NO | MIDDLE | NO | No Change |

| Summary Data: Brown | 2021 | 2022 |
|--------------------------------------|--------|---------|
| Number of Census Tracts | 8 | 8 |
| Number of Minority Tracts | 0 | 0 |
| Percentage of Minority Tracts | 0.00% | 0.00% |
| Number of Low Income Tracts | 0 | 0 |
| Percentage of Low Income Tracts | 0.00% | 0.00% |
| Number of Moderate Income Tracts | 0 | 0 |
| Percentage of Moderate Income Tracts | 0.00% | 0.00% |
| Number of Middle Income Tracts | 7 | 8 |
| Percentage of Middle Income Tracts | 87.50% | 100.00% |
| Number of Upper Income Tracts | 1 | 0 |
| Percentage of Upper Income Tracts | 12.50% | 0.00% |
| Number of NA Income Tracts | 0 | 0 |
| Percentage of NA Income Tracts | 0.00% | 0.00% |



Carlton, MINNESOTA

| Census Tract | 2021 | | 2022 | | Change in Tract Income Class from 2021 through 2022 |
|--------------|--------------------|----------------|--------------------|----------------|---|
| | Tract Income Class | Minority Tract | Tract Income Class | Minority Tract | |
| 27017070100 | MIDDLE | NO | MIDDLE | NO | No Change |
| 27017070200 | MIDDLE | NO | MIDDLE | NO | No Change |
| 27017070300 | UPPER | NO | UPPER | NO | No Change |
| 27017070400 | MIDDLE | NO | | | Not Applicable |
| 27017070401 | | | MIDDLE | NO | Not Applicable |
| 27017070402 | | | MIDDLE | NO | Not Applicable |
| 27017070500 | MIDDLE | NO | | | Not Applicable |
| 27017070501 | | | MIDDLE | NO | Not Applicable |
| 27017070502 | | | MIDDLE | NO | Not Applicable |
| 27017070600 | MIDDLE | NO | MIDDLE | NO | No Change |
| 27017940000 | MIDDLE | NO | MIDDLE | YES | No Change |

Carlton, MINNESOTA

| Census Tract | 2021 | | 2022 | | Change in Tract Income Class from 2021 through 2022 |
|--------------|--------------------|----------------|--------------------|----------------|---|
| | Tract Income Class | Minority Tract | Tract Income Class | Minority Tract | |

| Summary Data: Carlton | 2021 | 2022 |
|--------------------------------------|--------|--------|
| Number of Census Tracts | 7 | 9 |
| Number of Minority Tracts | 0 | 1 |
| Percentage of Minority Tracts | 0.00% | 11.11% |
| Number of Low Income Tracts | 0 | 0 |
| Percentage of Low Income Tracts | 0.00% | 0.00% |
| Number of Moderate Income Tracts | 0 | 0 |
| Percentage of Moderate Income Tracts | 0.00% | 0.00% |
| Number of Middle Income Tracts | 6 | 8 |
| Percentage of Middle Income Tracts | 85.71% | 88.89% |
| Number of Upper Income Tracts | 1 | 1 |
| Percentage of Upper Income Tracts | 14.29% | 11.11% |
| Number of NA Income Tracts | 0 | 0 |
| Percentage of NA Income Tracts | 0.00% | 0.00% |

Carver, MINNESOTA

| Census Tract | 2021 | | 2022 | | Change in Tract Income Class from 2021 through 2022 |
|--------------|--------------------|----------------|--------------------|----------------|---|
| | Tract Income Class | Minority Tract | Tract Income Class | Minority Tract | |
| 27019090100 | MIDDLE | NO | | | Not Applicable |
| 27019090101 | | | MIDDLE | NO | Not Applicable |
| 27019090102 | | | MIDDLE | NO | Not Applicable |



GeoDataVision Report D-1 Census Tract Reference Book 2021/2022: MINNESOTA

Carver, MINNESOTA

| Census Tract | 2021 | | 2022 | | Change in Tract Income Class from 2021 through 2022 |
|--------------|--------------------|----------------|--------------------|----------------|---|
| | Tract Income Class | Minority Tract | Tract Income Class | Minority Tract | |
| 27019090200 | MIDDLE | NO | MIDDLE | NO | No Change |
| 27019090301 | MIDDLE | NO | | | Not Applicable |
| 27019090302 | UPPER | NO | MIDDLE | NO | UPPER to MIDDLE |
| 27019090303 | | | MIDDLE | NO | Not Applicable |
| 27019090304 | | | UPPER | NO | Not Applicable |
| 27019090401 | UPPER | NO | UPPER | NO | No Change |
| 27019090402 | UPPER | NO | UPPER | NO | No Change |
| 27019090501 | UPPER | NO | UPPER | NO | No Change |
| 27019090502 | UPPER | NO | UPPER | NO | No Change |
| 27019090503 | UPPER | NO | UPPER | NO | No Change |
| 27019090601 | MIDDLE | NO | MIDDLE | NO | No Change |
| 27019090602 | UPPER | NO | UPPER | NO | No Change |
| 27019090701 | UPPER | NO | | | Not Applicable |
| 27019090702 | UPPER | NO | UPPER | NO | No Change |
| 27019090703 | | | UPPER | NO | Not Applicable |
| 27019090704 | | | MIDDLE | NO | Not Applicable |
| 27019090800 | MIDDLE | NO | | | Not Applicable |
| 27019090801 | | | MIDDLE | NO | Not Applicable |
| 27019090802 | | | UPPER | NO | Not Applicable |
| 27019090900 | UPPER | NO | | | Not Applicable |
| 27019090901 | | | UPPER | NO | Not Applicable |
| 27019090902 | | | MIDDLE | NO | Not Applicable |
| 27019091000 | MIDDLE | NO | | | Not Applicable |
| 27019091001 | | | MIDDLE | NO | Not Applicable |
| 27019091002 | | | UPPER | NO | Not Applicable |
| 27019091100 | UPPER | NO | MIDDLE | NO | UPPER to MIDDLE |
| 27019091201 | MIDDLE | NO | MIDDLE | NO | No Change |

Carver, MINNESOTA

| Census Tract | 2021 | | 2022 | | Change in Tract Income Class from 2021 through 2022 |
|--------------|--------------------|----------------|--------------------|----------------|---|
| | Tract Income Class | Minority Tract | Tract Income Class | Minority Tract | |
| 27019091202 | MIDDLE | NO | MIDDLE | NO | No Change |

| Summary Data: Carver | 2021 | 2022 |
|--------------------------------------|--------|--------|
| Number of Census Tracts | 19 | 25 |
| Number of Minority Tracts | 0 | 0 |
| Percentage of Minority Tracts | 0.00% | 0.00% |
| Number of Low Income Tracts | 0 | 0 |
| Percentage of Low Income Tracts | 0.00% | 0.00% |
| Number of Moderate Income Tracts | 0 | 0 |
| Percentage of Moderate Income Tracts | 0.00% | 0.00% |
| Number of Middle Income Tracts | 8 | 13 |
| Percentage of Middle Income Tracts | 42.11% | 52.00% |
| Number of Upper Income Tracts | 11 | 12 |
| Percentage of Upper Income Tracts | 57.89% | 48.00% |
| Number of NA Income Tracts | 0 | 0 |
| Percentage of NA Income Tracts | 0.00% | 0.00% |

Cass, MINNESOTA

| Census Tract | 2021 | | 2022 | | Change in Tract Income Class from 2021 through 2022 |
|--------------|--------------------|----------------|--------------------|----------------|---|
| | Tract Income Class | Minority Tract | Tract Income Class | Minority Tract | |
| 27021940001 | MIDDLE | NO | MIDDLE | NO | No Change |
| 27021940002 | MODERATE | YES | MODERATE | YES | No Change |



Cass, MINNESOTA

| Census Tract | 2021 | | 2022 | | Change in Tract Income Class from 2021 through 2022 |
|--------------|--------------------|----------------|--------------------|----------------|---|
| | Tract Income Class | Minority Tract | Tract Income Class | Minority Tract | |
| 27021960100 | MIDDLE | NO | MODERATE | NO | MIDDLE to MODERATE |
| 27021960200 | MODERATE | NO | MODERATE | NO | No Change |
| 27021960301 | MIDDLE | NO | MIDDLE | NO | No Change |
| 27021960302 | MIDDLE | NO | MIDDLE | NO | No Change |
| 27021960600 | MODERATE | NO | MODERATE | NO | No Change |
| 27021960700 | MIDDLE | NO | MODERATE | NO | MIDDLE to MODERATE |
| 27021960801 | MIDDLE | NO | MIDDLE | NO | No Change |
| 27021960802 | MIDDLE | NO | | | Not Applicable |
| 27021960803 | | | MIDDLE | NO | Not Applicable |
| 27021960804 | | | MIDDLE | NO | Not Applicable |

Cass, MINNESOTA

| Census Tract | 2021 | | 2022 | | Change in Tract Income Class from 2021 through 2022 |
|--------------|--------------------|----------------|--------------------|----------------|---|
| | Tract Income Class | Minority Tract | Tract Income Class | Minority Tract | |

| Summary Data: Cass | 2021 | 2022 |
|--------------------------------------|--------|--------|
| Number of Census Tracts | 10 | 11 |
| Number of Minority Tracts | 1 | 1 |
| Percentage of Minority Tracts | 10.00% | 9.09% |
| Number of Low Income Tracts | 0 | 0 |
| Percentage of Low Income Tracts | 0.00% | 0.00% |
| Number of Moderate Income Tracts | 3 | 5 |
| Percentage of Moderate Income Tracts | 30.00% | 45.45% |
| Number of Middle Income Tracts | 7 | 6 |
| Percentage of Middle Income Tracts | 70.00% | 54.55% |
| Number of Upper Income Tracts | 0 | 0 |
| Percentage of Upper Income Tracts | 0.00% | 0.00% |
| Number of NA Income Tracts | 0 | 0 |
| Percentage of NA Income Tracts | 0.00% | 0.00% |

Chippewa, MINNESOTA

| Census Tract | 2021 | | 2022 | | Change in Tract Income Class from 2021 through 2022 |
|--------------|--------------------|----------------|--------------------|----------------|---|
| | Tract Income Class | Minority Tract | Tract Income Class | Minority Tract | |
| 27023950300 | MIDDLE | NO | MIDDLE | NO | No Change |
| 27023950400 | MIDDLE | NO | MIDDLE | NO | No Change |
| 27023950500 | MIDDLE | NO | MIDDLE | NO | No Change |



Chippewa, MINNESOTA

| Census Tract | 2021 | | 2022 | | Change in Tract Income Class from 2021 through 2022 |
|--------------|--------------------|----------------|--------------------|----------------|---|
| | Tract Income Class | Minority Tract | Tract Income Class | Minority Tract | |
| 27023950600 | MIDDLE | NO | | | Not Applicable |
| 27023950601 | | | MODERATE | NO | Not Applicable |
| 27023950602 | | | MIDDLE | NO | Not Applicable |

| Summary Data: Chippewa | 2021 | 2022 |
|--------------------------------------|---------|--------|
| Number of Census Tracts | 4 | 5 |
| Number of Minority Tracts | 0 | 0 |
| Percentage of Minority Tracts | 0.00% | 0.00% |
| Number of Low Income Tracts | 0 | 0 |
| Percentage of Low Income Tracts | 0.00% | 0.00% |
| Number of Moderate Income Tracts | 0 | 1 |
| Percentage of Moderate Income Tracts | 0.00% | 20.00% |
| Number of Middle Income Tracts | 4 | 4 |
| Percentage of Middle Income Tracts | 100.00% | 80.00% |
| Number of Upper Income Tracts | 0 | 0 |
| Percentage of Upper Income Tracts | 0.00% | 0.00% |
| Number of NA Income Tracts | 0 | 0 |
| Percentage of NA Income Tracts | 0.00% | 0.00% |

Chisago, MINNESOTA

| Census Tract | 2021 | | 2022 | | Change in Tract Income Class from 2021 through 2022 |
|--------------|--------------------|----------------|--------------------|----------------|---|
| | Tract Income Class | Minority Tract | Tract Income Class | Minority Tract | |
| 27025110100 | MIDDLE | NO | MIDDLE | NO | No Change |
| 27025110200 | MIDDLE | NO | | | Not Applicable |
| 27025110201 | | | MODERATE | NO | Not Applicable |
| 27025110202 | | | MIDDLE | NO | Not Applicable |
| 27025110301 | MODERATE | NO | MIDDLE | NO | MODERATE to MIDDLE |
| 27025110302 | MIDDLE | NO | MIDDLE | NO | No Change |
| 27025110401 | MIDDLE | NO | | | Not Applicable |
| 27025110402 | MIDDLE | NO | MIDDLE | NO | No Change |
| 27025110403 | | | MIDDLE | NO | Not Applicable |
| 27025110404 | | | MIDDLE | NO | Not Applicable |
| 27025110501 | MIDDLE | NO | MIDDLE | NO | No Change |
| 27025110502 | MIDDLE | NO | | | Not Applicable |
| 27025110503 | | | MIDDLE | NO | Not Applicable |
| 27025110504 | | | MIDDLE | NO | Not Applicable |
| 27025110600 | MIDDLE | NO | MIDDLE | NO | No Change |
| 27025110700 | MIDDLE | NO | MIDDLE | NO | No Change |

Chisago, MINNESOTA

| Census Tract | 2021 | | 2022 | | Change in Tract Income Class from 2021 through 2022 |
|--------------|--------------------|----------------|--------------------|----------------|---|
| | Tract Income Class | Minority Tract | Tract Income Class | Minority Tract | |



Chisago, MINNESOTA

| Census Tract | 2021 | | 2022 | | Change in Tract Income Class from 2021 through 2022 |
|--------------|--------------------|----------------|--------------------|----------------|---|
| | Tract Income Class | Minority Tract | Tract Income Class | Minority Tract | |

| Summary Data: Chisago | 2021 | 2022 |
|--------------------------------------|--------|--------|
| Number of Census Tracts | 10 | 13 |
| Number of Minority Tracts | 0 | 0 |
| Percentage of Minority Tracts | 0.00% | 0.00% |
| Number of Low Income Tracts | 0 | 0 |
| Percentage of Low Income Tracts | 0.00% | 0.00% |
| Number of Moderate Income Tracts | 1 | 1 |
| Percentage of Moderate Income Tracts | 10.00% | 7.69% |
| Number of Middle Income Tracts | 9 | 12 |
| Percentage of Middle Income Tracts | 90.00% | 92.31% |
| Number of Upper Income Tracts | 0 | 0 |
| Percentage of Upper Income Tracts | 0.00% | 0.00% |
| Number of NA Income Tracts | 0 | 0 |
| Percentage of NA Income Tracts | 0.00% | 0.00% |

Clay, MINNESOTA

| Census Tract | 2021 | | 2022 | | Change in Tract Income Class from 2021 through 2022 |
|--------------|--------------------|----------------|--------------------|----------------|---|
| | Tract Income Class | Minority Tract | Tract Income Class | Minority Tract | |
| 27027020400 | MODERATE | NO | MIDDLE | NO | MODERATE to MIDDLE |
| 27027020500 | MIDDLE | NO | MIDDLE | NO | No Change |
| 27027020600 | MIDDLE | NO | MODERATE | NO | MIDDLE to MODERATE |
| 27027020700 | | | MIDDLE | NO | Not Applicable |
| 27027030102 | MIDDLE | NO | | | Not Applicable |
| 27027030103 | MIDDLE | NO | | | Not Applicable |
| 27027030104 | UPPER | NO | | | Not Applicable |
| 27027030106 | MIDDLE | NO | UPPER | NO | MIDDLE to UPPER |
| 27027030107 | MIDDLE | NO | MIDDLE | NO | No Change |
| 27027030108 | | | LOW | NO | Not Applicable |
| 27027030109 | | | MIDDLE | NO | Not Applicable |
| 27027030110 | | | MIDDLE | NO | Not Applicable |
| 27027030111 | | | MIDDLE | NO | Not Applicable |
| 27027030112 | | | MIDDLE | NO | Not Applicable |
| 27027030201 | MIDDLE | NO | MIDDLE | NO | No Change |
| 27027030202 | MIDDLE | NO | MIDDLE | NO | No Change |
| 27027030300 | | | MODERATE | NO | Not Applicable |
| 27027030400 | | | UPPER | NO | Not Applicable |

Clay, MINNESOTA

| Census Tract | 2021 | | 2022 | | Change in Tract Income Class from 2021 through 2022 |
|--------------|--------------------|----------------|--------------------|----------------|---|
| | Tract Income Class | Minority Tract | Tract Income Class | Minority Tract | |
| 27027020100 | MIDDLE | NO | | | Not Applicable |
| 27027020202 | MODERATE | NO | | | Not Applicable |
| 27027020300 | MODERATE | NO | MODERATE | NO | No Change |



Clay, MINNESOTA

| Census Tract | 2021 | | 2022 | | Change in Tract Income Class from 2021 through 2022 |
|--------------|--------------------|----------------|--------------------|----------------|---|
| | Tract Income Class | Minority Tract | Tract Income Class | Minority Tract | |

| Summary Data: Clay | 2021 | 2022 |
|--------------------------------------|--------|--------|
| Number of Census Tracts | 13 | 16 |
| Number of Minority Tracts | 0 | 0 |
| Percentage of Minority Tracts | 0.00% | 0.00% |
| Number of Low Income Tracts | 0 | 1 |
| Percentage of Low Income Tracts | 0.00% | 6.25% |
| Number of Moderate Income Tracts | 3 | 3 |
| Percentage of Moderate Income Tracts | 23.08% | 18.75% |
| Number of Middle Income Tracts | 9 | 10 |
| Percentage of Middle Income Tracts | 69.23% | 62.50% |
| Number of Upper Income Tracts | 1 | 2 |
| Percentage of Upper Income Tracts | 7.69% | 12.50% |
| Number of NA Income Tracts | 0 | 0 |
| Percentage of NA Income Tracts | 0.00% | 0.00% |

Clearwater, MINNESOTA

| Census Tract | 2021 | | 2022 | | Change in Tract Income Class from 2021 through 2022 |
|--------------|--------------------|----------------|--------------------|----------------|---|
| | Tract Income Class | Minority Tract | Tract Income Class | Minority Tract | |

| Summary Data: Clearwater | 2021 | 2022 |
|--------------------------------------|---------|---------|
| Number of Census Tracts | 3 | 3 |
| Number of Minority Tracts | 0 | 0 |
| Percentage of Minority Tracts | 0.00% | 0.00% |
| Number of Low Income Tracts | 0 | 0 |
| Percentage of Low Income Tracts | 0.00% | 0.00% |
| Number of Moderate Income Tracts | 0 | 0 |
| Percentage of Moderate Income Tracts | 0.00% | 0.00% |
| Number of Middle Income Tracts | 3 | 3 |
| Percentage of Middle Income Tracts | 100.00% | 100.00% |
| Number of Upper Income Tracts | 0 | 0 |
| Percentage of Upper Income Tracts | 0.00% | 0.00% |
| Number of NA Income Tracts | 0 | 0 |
| Percentage of NA Income Tracts | 0.00% | 0.00% |

Clearwater, MINNESOTA

| Census Tract | 2021 | | 2022 | | Change in Tract Income Class from 2021 through 2022 |
|--------------|--------------------|----------------|--------------------|----------------|---|
| | Tract Income Class | Minority Tract | Tract Income Class | Minority Tract | |
| 27029000100 | MIDDLE | NO | MIDDLE | NO | No Change |
| 27029000200 | MIDDLE | NO | MIDDLE | NO | No Change |
| 27029000300 | MIDDLE | NO | MIDDLE | NO | No Change |

Cook, MINNESOTA

| Census Tract | 2021 | | 2022 | | Change in Tract Income Class from 2021 through 2022 |
|--------------|--------------------|----------------|--------------------|----------------|---|
| | Tract Income Class | Minority Tract | Tract Income Class | Minority Tract | |
| 27031480100 | MIDDLE | NO | | | Not Applicable |
| 27031480101 | | | MIDDLE | NO | Not Applicable |
| 27031480102 | | | MIDDLE | NO | Not Applicable |



Cook, MINNESOTA

| Census Tract | 2021 | | 2022 | | Change in Tract Income Class from 2021 through 2022 |
|--------------|--------------------|----------------|--------------------|----------------|---|
| | Tract Income Class | Minority Tract | Tract Income Class | Minority Tract | |
| 27031480200 | MIDDLE | NO | MIDDLE | NO | No Change |
| 27031990000 | NA | NO | NA | NO | No Change |

| Summary Data: Cook | 2021 | 2022 |
|--------------------------------------|--------|--------|
| Number of Census Tracts | 3 | 4 |
| Number of Minority Tracts | 0 | 0 |
| Percentage of Minority Tracts | 0.00% | 0.00% |
| Number of Low Income Tracts | 0 | 0 |
| Percentage of Low Income Tracts | 0.00% | 0.00% |
| Number of Moderate Income Tracts | 0 | 0 |
| Percentage of Moderate Income Tracts | 0.00% | 0.00% |
| Number of Middle Income Tracts | 2 | 3 |
| Percentage of Middle Income Tracts | 66.67% | 75.00% |
| Number of Upper Income Tracts | 0 | 0 |
| Percentage of Upper Income Tracts | 0.00% | 0.00% |
| Number of NA Income Tracts | 1 | 1 |
| Percentage of NA Income Tracts | 33.33% | 25.00% |

Cottonwood, MINNESOTA

| Census Tract | 2021 | | 2022 | | Change in Tract Income Class from 2021 through 2022 |
|--------------|--------------------|----------------|--------------------|----------------|---|
| | Tract Income Class | Minority Tract | Tract Income Class | Minority Tract | |
| 27033270100 | MIDDLE | NO | MODERATE | NO | MIDDLE to MODERATE |

Cottonwood, MINNESOTA

| Census Tract | 2021 | | 2022 | | Change in Tract Income Class from 2021 through 2022 |
|--------------|--------------------|----------------|--------------------|----------------|---|
| | Tract Income Class | Minority Tract | Tract Income Class | Minority Tract | |
| 27033270200 | MIDDLE | NO | MIDDLE | NO | No Change |
| 27033270300 | MIDDLE | NO | MIDDLE | NO | No Change |
| 27033270400 | MODERATE | NO | MIDDLE | NO | MODERATE to MIDDLE |

| Summary Data: Cottonwood | 2021 | 2022 |
|--------------------------------------|--------|--------|
| Number of Census Tracts | 4 | 4 |
| Number of Minority Tracts | 0 | 0 |
| Percentage of Minority Tracts | 0.00% | 0.00% |
| Number of Low Income Tracts | 0 | 0 |
| Percentage of Low Income Tracts | 0.00% | 0.00% |
| Number of Moderate Income Tracts | 1 | 1 |
| Percentage of Moderate Income Tracts | 25.00% | 25.00% |
| Number of Middle Income Tracts | 3 | 3 |
| Percentage of Middle Income Tracts | 75.00% | 75.00% |
| Number of Upper Income Tracts | 0 | 0 |
| Percentage of Upper Income Tracts | 0.00% | 0.00% |
| Number of NA Income Tracts | 0 | 0 |
| Percentage of NA Income Tracts | 0.00% | 0.00% |

Crow Wing, MINNESOTA

| Census Tract | 2021 | | 2022 | | Change in Tract Income Class from 2021 through 2022 |
|--------------|--------------------|----------------|--------------------|----------------|---|
| | Tract Income Class | Minority Tract | Tract Income Class | Minority Tract | |



Crow Wing, MINNESOTA

| Census Tract | 2021 | | 2022 | | Change in Tract Income Class from 2021 through 2022 |
|--------------|--------------------|----------------|--------------------|----------------|---|
| | Tract Income Class | Minority Tract | Tract Income Class | Minority Tract | |
| 27035950100 | MIDDLE | NO | MIDDLE | NO | No Change |
| 27035950204 | MIDDLE | NO | MIDDLE | NO | No Change |
| 27035950400 | MIDDLE | NO | | | Not Applicable |
| 27035950401 | | | MIDDLE | NO | Not Applicable |
| 27035950402 | | | MIDDLE | NO | Not Applicable |
| 27035950501 | MIDDLE | NO | MIDDLE | NO | No Change |
| 27035950502 | MIDDLE | NO | MIDDLE | NO | No Change |
| 27035950700 | MIDDLE | NO | | | Not Applicable |
| 27035950701 | | | MIDDLE | NO | Not Applicable |
| 27035950702 | | | MODERATE | NO | Not Applicable |
| 27035950800 | MIDDLE | NO | | | Not Applicable |
| 27035950801 | | | MIDDLE | NO | Not Applicable |
| 27035950802 | | | MIDDLE | NO | Not Applicable |
| 27035950900 | UPPER | NO | | | Not Applicable |
| 27035950901 | | | UPPER | NO | Not Applicable |
| 27035950902 | | | MIDDLE | NO | Not Applicable |
| 27035951000 | MIDDLE | NO | MODERATE | NO | MIDDLE to MODERATE |
| 27035951100 | MODERATE | NO | MODERATE | NO | No Change |
| 27035951200 | MIDDLE | NO | MODERATE | NO | MIDDLE to MODERATE |
| 27035951301 | MIDDLE | NO | MIDDLE | NO | No Change |
| 27035951302 | MIDDLE | NO | | | Not Applicable |
| 27035951303 | | | MODERATE | NO | Not Applicable |
| 27035951304 | | | UPPER | NO | Not Applicable |
| 27035951400 | MIDDLE | NO | MIDDLE | NO | No Change |
| 27035951600 | MIDDLE | NO | MIDDLE | NO | No Change |
| 27035951700 | MIDDLE | NO | MIDDLE | NO | No Change |

Crow Wing, MINNESOTA

| Census Tract | 2021 | | 2022 | | Change in Tract Income Class from 2021 through 2022 |
|---|--------------------|----------------|--------------------|----------------|---|
| | Tract Income Class | Minority Tract | Tract Income Class | Minority Tract | |
| Summary Data: Crow Wing | | | 2021 | 2022 | |
| Number of Census Tracts | | | 16 | 21 | |
| Number of Minority Tracts | | | 0 | 0 | |
| Percentage of Minority Tracts | | | 0.00% | 0.00% | |
| Number of Low Income Tracts | | | 0 | 0 | |
| Percentage of Low Income Tracts | | | 0.00% | 0.00% | |
| Number of Moderate Income Tracts | | | 1 | 5 | |
| Percentage of Moderate Income Tracts | | | 6.25% | 23.81% | |
| Number of Middle Income Tracts | | | 14 | 14 | |
| Percentage of Middle Income Tracts | | | 87.50% | 66.67% | |
| Number of Upper Income Tracts | | | 1 | 2 | |
| Percentage of Upper Income Tracts | | | 6.25% | 9.52% | |
| Number of NA Income Tracts | | | 0 | 0 | |
| Percentage of NA Income Tracts | | | 0.00% | 0.00% | |

Dakota, MINNESOTA

| Census Tract | 2021 | | 2022 | | Change in Tract Income Class from 2021 through 2022 |
|--------------|--------------------|----------------|--------------------|----------------|---|
| | Tract Income Class | Minority Tract | Tract Income Class | Minority Tract | |
| 27037060101 | MODERATE | NO | MIDDLE | NO | MODERATE to MIDDLE |
| 27037060102 | MIDDLE | NO | MIDDLE | NO | No Change |
| 27037060103 | MIDDLE | NO | MIDDLE | NO | No Change |



Dakota, MINNESOTA

| Census Tract | 2021 | | 2022 | | Change in Tract Income Class from 2021 through 2022 |
|--------------|--------------------|----------------|--------------------|----------------|---|
| | Tract Income Class | Minority Tract | Tract Income Class | Minority Tract | |
| 27037060104 | MODERATE | NO | MODERATE | NO | No Change |
| 27037060105 | MODERATE | NO | MODERATE | NO | No Change |
| 27037060201 | MIDDLE | NO | MODERATE | NO | MIDDLE to MODERATE |
| 27037060202 | MIDDLE | NO | MIDDLE | NO | No Change |
| 27037060301 | MODERATE | NO | MODERATE | NO | No Change |
| 27037060302 | MIDDLE | NO | MIDDLE | NO | No Change |
| 27037060401 | MODERATE | NO | MODERATE | NO | No Change |
| 27037060402 | MODERATE | NO | MODERATE | NO | No Change |
| 27037060502 | MIDDLE | NO | MODERATE | NO | MIDDLE to MODERATE |
| 27037060503 | MODERATE | NO | MIDDLE | NO | MODERATE to MIDDLE |
| 27037060505 | MODERATE | NO | MIDDLE | NO | MODERATE to MIDDLE |
| 27037060506 | MIDDLE | NO | MIDDLE | NO | No Change |
| 27037060507 | UPPER | NO | MIDDLE | NO | UPPER to MIDDLE |
| 27037060508 | UPPER | NO | UPPER | NO | No Change |
| 27037060509 | MIDDLE | NO | MIDDLE | NO | No Change |
| 27037060603 | UPPER | NO | UPPER | NO | No Change |
| 27037060604 | UPPER | NO | UPPER | NO | No Change |
| 27037060605 | MIDDLE | NO | MIDDLE | NO | No Change |
| 27037060606 | UPPER | NO | UPPER | NO | No Change |
| 27037060709 | MIDDLE | NO | MIDDLE | NO | No Change |
| 27037060710 | MIDDLE | NO | MODERATE | YES | MIDDLE to MODERATE |
| 27037060711 | MODERATE | NO | MODERATE | NO | No Change |
| 27037060713 | MIDDLE | NO | MIDDLE | NO | No Change |
| 27037060714 | MIDDLE | NO | MIDDLE | NO | No Change |
| 27037060716 | UPPER | NO | UPPER | NO | No Change |
| 27037060717 | MIDDLE | NO | MIDDLE | NO | No Change |
| 27037060721 | MIDDLE | NO | MIDDLE | NO | No Change |

Dakota, MINNESOTA

| Census Tract | 2021 | | 2022 | | Change in Tract Income Class from 2021 through 2022 |
|--------------|--------------------|----------------|--------------------|----------------|---|
| | Tract Income Class | Minority Tract | Tract Income Class | Minority Tract | |
| 27037060725 | MIDDLE | NO | MIDDLE | NO | No Change |
| 27037060726 | MIDDLE | NO | MODERATE | NO | MIDDLE to MODERATE |
| 27037060727 | MIDDLE | NO | MIDDLE | NO | No Change |
| 27037060728 | UPPER | NO | UPPER | NO | No Change |
| 27037060729 | UPPER | NO | UPPER | NO | No Change |
| 27037060730 | UPPER | NO | | | Not Applicable |
| 27037060731 | UPPER | NO | UPPER | NO | No Change |
| 27037060732 | UPPER | NO | UPPER | NO | No Change |
| 27037060733 | MIDDLE | NO | MIDDLE | NO | No Change |
| 27037060734 | UPPER | NO | UPPER | NO | No Change |
| 27037060735 | MIDDLE | NO | MODERATE | NO | MIDDLE to MODERATE |
| 27037060737 | MODERATE | NO | MODERATE | NO | No Change |
| 27037060738 | MIDDLE | NO | MIDDLE | NO | No Change |
| 27037060739 | MODERATE | NO | MIDDLE | NO | MODERATE to MIDDLE |
| 27037060741 | MODERATE | NO | | | Not Applicable |
| 27037060742 | UPPER | NO | MIDDLE | NO | UPPER to MIDDLE |
| 27037060743 | MODERATE | NO | MIDDLE | YES | MODERATE to MIDDLE |
| 27037060744 | UPPER | NO | UPPER | NO | No Change |
| 27037060745 | MODERATE | NO | MIDDLE | NO | MODERATE to MIDDLE |
| 27037060746 | MIDDLE | NO | MODERATE | NO | MIDDLE to MODERATE |
| 27037060747 | MIDDLE | NO | MIDDLE | NO | No Change |
| 27037060748 | MIDDLE | NO | MIDDLE | NO | No Change |
| 27037060749 | MIDDLE | NO | MIDDLE | NO | No Change |
| 27037060750 | MODERATE | NO | MODERATE | NO | No Change |
| 27037060751 | | | UPPER | NO | Not Applicable |
| 27037060752 | | | UPPER | NO | Not Applicable |
| 27037060753 | | | MODERATE | NO | Not Applicable |



GeoDataVision Report D-1 Census Tract Reference Book 2021/2022: MINNESOTA

Dakota, MINNESOTA

| Census Tract | 2021 | | 2022 | | Change in Tract Income Class from 2021 through 2022 |
|--------------|--------------------|----------------|--------------------|----------------|---|
| | Tract Income Class | Minority Tract | Tract Income Class | Minority Tract | |
| 27037060754 | | | MIDDLE | NO | Not Applicable |
| 27037060805 | MODERATE | YES | MIDDLE | YES | MODERATE to MIDDLE |
| 27037060806 | UPPER | NO | MIDDLE | NO | UPPER to MIDDLE |
| 27037060811 | MIDDLE | NO | MIDDLE | NO | No Change |
| 27037060812 | MIDDLE | NO | MIDDLE | NO | No Change |
| 27037060813 | UPPER | NO | UPPER | NO | No Change |
| 27037060814 | UPPER | NO | MIDDLE | NO | UPPER to MIDDLE |
| 27037060815 | UPPER | NO | UPPER | NO | No Change |
| 27037060816 | UPPER | NO | UPPER | NO | No Change |
| 27037060817 | MIDDLE | NO | | | Not Applicable |
| 27037060818 | MIDDLE | NO | | | Not Applicable |
| 27037060819 | UPPER | NO | UPPER | NO | No Change |
| 27037060820 | UPPER | NO | | | Not Applicable |
| 27037060821 | MIDDLE | NO | | | Not Applicable |
| 27037060822 | UPPER | NO | MIDDLE | NO | UPPER to MIDDLE |
| 27037060823 | UPPER | NO | UPPER | NO | No Change |
| 27037060824 | MIDDLE | NO | MIDDLE | NO | No Change |
| 27037060825 | UPPER | NO | | | Not Applicable |
| 27037060826 | MIDDLE | NO | | | Not Applicable |
| 27037060828 | MIDDLE | NO | MIDDLE | NO | No Change |
| 27037060829 | MIDDLE | NO | MIDDLE | NO | No Change |
| 27037060830 | | | MIDDLE | NO | Not Applicable |
| 27037060831 | | | UPPER | NO | Not Applicable |
| 27037060832 | | | MIDDLE | NO | Not Applicable |
| 27037060833 | | | MIDDLE | NO | Not Applicable |
| 27037060834 | | | UPPER | NO | Not Applicable |
| 27037060835 | | | MIDDLE | NO | Not Applicable |

Dakota, MINNESOTA

| Census Tract | 2021 | | 2022 | | Change in Tract Income Class from 2021 through 2022 |
|--------------|--------------------|----------------|--------------------|----------------|---|
| | Tract Income Class | Minority Tract | Tract Income Class | Minority Tract | |
| 27037060836 | | | MIDDLE | NO | Not Applicable |
| 27037060837 | | | UPPER | NO | Not Applicable |
| 27037060838 | | | MIDDLE | NO | Not Applicable |
| 27037060839 | | | UPPER | NO | Not Applicable |
| 27037060840 | | | UPPER | NO | Not Applicable |
| 27037060841 | | | MIDDLE | NO | Not Applicable |
| 27037060902 | MIDDLE | NO | UPPER | NO | MIDDLE to UPPER |
| 27037060904 | MIDDLE | NO | MODERATE | NO | MIDDLE to MODERATE |
| 27037060905 | MIDDLE | NO | MIDDLE | NO | No Change |
| 27037060906 | UPPER | NO | UPPER | NO | No Change |
| 27037060907 | UPPER | NO | MIDDLE | NO | UPPER to MIDDLE |
| 27037061001 | MIDDLE | NO | MIDDLE | NO | No Change |
| 27037061003 | UPPER | NO | UPPER | NO | No Change |
| 27037061004 | UPPER | NO | | | Not Applicable |
| 27037061005 | MIDDLE | NO | MODERATE | NO | MIDDLE to MODERATE |
| 27037061007 | MIDDLE | NO | MIDDLE | NO | No Change |
| 27037061008 | MODERATE | NO | MIDDLE | NO | MODERATE to MIDDLE |
| 27037061009 | UPPER | NO | UPPER | NO | No Change |
| 27037061010 | | | UPPER | NO | Not Applicable |
| 27037061011 | | | MIDDLE | NO | Not Applicable |
| 27037061102 | MODERATE | NO | MIDDLE | NO | MODERATE to MIDDLE |
| 27037061105 | MODERATE | NO | MODERATE | NO | No Change |
| 27037061106 | MIDDLE | NO | MIDDLE | NO | No Change |
| 27037061107 | MIDDLE | NO | | | Not Applicable |
| 27037061108 | MIDDLE | NO | | | Not Applicable |
| 27037061109 | | | MIDDLE | NO | Not Applicable |
| 27037061110 | | | MIDDLE | NO | Not Applicable |



Tracts with empty cells are new or discontinued tracts

Dakota, MINNESOTA

| Census Tract | 2021 | | 2022 | | Change in Tract Income Class from 2021 through 2022 |
|--------------|--------------------|----------------|--------------------|----------------|---|
| | Tract Income Class | Minority Tract | Tract Income Class | Minority Tract | |
| 27037061111 | | | MIDDLE | NO | Not Applicable |
| 27037061112 | | | MIDDLE | NO | Not Applicable |
| 27037061401 | UPPER | NO | MIDDLE | NO | UPPER to MIDDLE |
| 27037061402 | MIDDLE | NO | MIDDLE | NO | No Change |
| 27037061501 | MIDDLE | NO | MIDDLE | NO | No Change |
| 27037061502 | MIDDLE | NO | MIDDLE | NO | No Change |

| Summary Data: Dakota | 2021 | 2022 |
|--------------------------------------|--------|--------|
| Number of Census Tracts | 95 | 106 |
| Number of Minority Tracts | 1 | 3 |
| Percentage of Minority Tracts | 1.05% | 2.83% |
| Number of Low Income Tracts | 0 | 0 |
| Percentage of Low Income Tracts | 0.00% | 0.00% |
| Number of Moderate Income Tracts | 19 | 18 |
| Percentage of Moderate Income Tracts | 20.00% | 16.98% |
| Number of Middle Income Tracts | 46 | 60 |
| Percentage of Middle Income Tracts | 48.42% | 56.60% |
| Number of Upper Income Tracts | 30 | 28 |
| Percentage of Upper Income Tracts | 31.58% | 26.42% |
| Number of NA Income Tracts | 0 | 0 |
| Percentage of NA Income Tracts | 0.00% | 0.00% |

Dodge, MINNESOTA

| Census Tract | 2021 | | 2022 | | Change in Tract Income Class from 2021 through 2022 |
|--------------|--------------------|----------------|--------------------|----------------|---|
| | Tract Income Class | Minority Tract | Tract Income Class | Minority Tract | |
| 27039950100 | UPPER | NO | UPPER | NO | No Change |
| 27039950200 | MIDDLE | NO | MIDDLE | NO | No Change |
| 27039950300 | MIDDLE | NO | MODERATE | NO | MIDDLE to MODERATE |
| 27039950400 | MIDDLE | NO | MIDDLE | NO | No Change |
| 27039950500 | MIDDLE | NO | MIDDLE | NO | No Change |

| Summary Data: Dodge | 2021 | 2022 |
|--------------------------------------|--------|--------|
| Number of Census Tracts | 5 | 5 |
| Number of Minority Tracts | 0 | 0 |
| Percentage of Minority Tracts | 0.00% | 0.00% |
| Number of Low Income Tracts | 0 | 0 |
| Percentage of Low Income Tracts | 0.00% | 0.00% |
| Number of Moderate Income Tracts | 0 | 1 |
| Percentage of Moderate Income Tracts | 0.00% | 20.00% |
| Number of Middle Income Tracts | 4 | 3 |
| Percentage of Middle Income Tracts | 80.00% | 60.00% |
| Number of Upper Income Tracts | 1 | 1 |
| Percentage of Upper Income Tracts | 20.00% | 20.00% |
| Number of NA Income Tracts | 0 | 0 |
| Percentage of NA Income Tracts | 0.00% | 0.00% |



Douglas, MINNESOTA

| Census Tract | 2021 | | 2022 | | Change in Tract Income Class from 2021 through 2022 |
|--------------|--------------------|----------------|--------------------|----------------|---|
| | Tract Income Class | Minority Tract | Tract Income Class | Minority Tract | |
| 27041450100 | MIDDLE | NO | MIDDLE | NO | No Change |
| 27041450200 | MIDDLE | NO | MIDDLE | NO | No Change |
| 27041450500 | MIDDLE | NO | UPPER | NO | MIDDLE to UPPER |
| 27041450600 | MIDDLE | NO | | | Not Applicable |
| 27041450601 | | | MIDDLE | NO | Not Applicable |
| 27041450602 | | | MIDDLE | NO | Not Applicable |
| 27041450701 | MIDDLE | NO | | | Not Applicable |
| 27041450702 | MIDDLE | NO | MIDDLE | NO | No Change |
| 27041450703 | | | MIDDLE | NO | Not Applicable |
| 27041450704 | | | MIDDLE | NO | Not Applicable |
| 27041450800 | MIDDLE | NO | MIDDLE | NO | No Change |
| 27041450900 | UPPER | NO | UPPER | NO | No Change |
| 27041451000 | MIDDLE | NO | UPPER | NO | MIDDLE to UPPER |

Douglas, MINNESOTA

| Census Tract | 2021 | | 2022 | | Change in Tract Income Class from 2021 through 2022 |
|--------------|--------------------|----------------|--------------------|----------------|---|
| | Tract Income Class | Minority Tract | Tract Income Class | Minority Tract | |

| Summary Data: Douglas | 2021 | 2022 |
|--------------------------------------|--------|--------|
| Number of Census Tracts | 9 | 11 |
| Number of Minority Tracts | 0 | 0 |
| Percentage of Minority Tracts | 0.00% | 0.00% |
| Number of Low Income Tracts | 0 | 0 |
| Percentage of Low Income Tracts | 0.00% | 0.00% |
| Number of Moderate Income Tracts | 0 | 0 |
| Percentage of Moderate Income Tracts | 0.00% | 0.00% |
| Number of Middle Income Tracts | 8 | 8 |
| Percentage of Middle Income Tracts | 88.89% | 72.73% |
| Number of Upper Income Tracts | 1 | 3 |
| Percentage of Upper Income Tracts | 11.11% | 27.27% |
| Number of NA Income Tracts | 0 | 0 |
| Percentage of NA Income Tracts | 0.00% | 0.00% |

Faribault, MINNESOTA

| Census Tract | 2021 | | 2022 | | Change in Tract Income Class from 2021 through 2022 |
|--------------|--------------------|----------------|--------------------|----------------|---|
| | Tract Income Class | Minority Tract | Tract Income Class | Minority Tract | |
| 27043460100 | MIDDLE | NO | MIDDLE | NO | No Change |
| 27043460200 | MIDDLE | NO | MIDDLE | NO | No Change |
| 27043460300 | MIDDLE | NO | MIDDLE | NO | No Change |



Faribault, MINNESOTA

| Census Tract | 2021 | | 2022 | | Change in Tract Income Class from 2021 through 2022 |
|--------------|--------------------|----------------|--------------------|----------------|---|
| | Tract Income Class | Minority Tract | Tract Income Class | Minority Tract | |
| 27043460400 | MIDDLE | NO | MIDDLE | NO | No Change |
| 27043460500 | MIDDLE | NO | MIDDLE | NO | No Change |
| 27043460600 | MIDDLE | NO | MIDDLE | NO | No Change |

| Summary Data: Faribault | 2021 | 2022 |
|--------------------------------------|---------|---------|
| Number of Census Tracts | 6 | 6 |
| Number of Minority Tracts | 0 | 0 |
| Percentage of Minority Tracts | 0.00% | 0.00% |
| Number of Low Income Tracts | 0 | 0 |
| Percentage of Low Income Tracts | 0.00% | 0.00% |
| Number of Moderate Income Tracts | 0 | 0 |
| Percentage of Moderate Income Tracts | 0.00% | 0.00% |
| Number of Middle Income Tracts | 6 | 6 |
| Percentage of Middle Income Tracts | 100.00% | 100.00% |
| Number of Upper Income Tracts | 0 | 0 |
| Percentage of Upper Income Tracts | 0.00% | 0.00% |
| Number of NA Income Tracts | 0 | 0 |
| Percentage of NA Income Tracts | 0.00% | 0.00% |

Fillmore, MINNESOTA

| Census Tract | 2021 | | 2022 | | Change in Tract Income Class from 2021 through 2022 |
|--------------|--------------------|----------------|--------------------|----------------|---|
| | Tract Income Class | Minority Tract | Tract Income Class | Minority Tract | |

Fillmore, MINNESOTA

| Census Tract | 2021 | | 2022 | | Change in Tract Income Class from 2021 through 2022 |
|--------------|--------------------|----------------|--------------------|----------------|---|
| | Tract Income Class | Minority Tract | Tract Income Class | Minority Tract | |
| 27045960100 | MIDDLE | NO | MIDDLE | NO | No Change |
| 27045960200 | MIDDLE | NO | MIDDLE | NO | No Change |
| 27045960300 | MIDDLE | NO | MODERATE | NO | MIDDLE to MODERATE |
| 27045960400 | MODERATE | NO | MIDDLE | NO | MODERATE to MIDDLE |
| 27045960500 | MODERATE | NO | MODERATE | NO | No Change |
| 27045960600 | MODERATE | NO | MODERATE | NO | No Change |

| Summary Data: Fillmore | 2021 | 2022 |
|--------------------------------------|--------|--------|
| Number of Census Tracts | 6 | 6 |
| Number of Minority Tracts | 0 | 0 |
| Percentage of Minority Tracts | 0.00% | 0.00% |
| Number of Low Income Tracts | 0 | 0 |
| Percentage of Low Income Tracts | 0.00% | 0.00% |
| Number of Moderate Income Tracts | 3 | 3 |
| Percentage of Moderate Income Tracts | 50.00% | 50.00% |
| Number of Middle Income Tracts | 3 | 3 |
| Percentage of Middle Income Tracts | 50.00% | 50.00% |
| Number of Upper Income Tracts | 0 | 0 |
| Percentage of Upper Income Tracts | 0.00% | 0.00% |
| Number of NA Income Tracts | 0 | 0 |
| Percentage of NA Income Tracts | 0.00% | 0.00% |



Freeborn, MINNESOTA

| Census Tract | 2021 | | 2022 | | Change in Tract Income Class from 2021 through 2022 |
|--------------|--------------------|----------------|--------------------|----------------|---|
| | Tract Income Class | Minority Tract | Tract Income Class | Minority Tract | |
| 27047180100 | MIDDLE | NO | MIDDLE | NO | No Change |
| 27047180200 | MIDDLE | NO | MIDDLE | NO | No Change |
| 27047180300 | MIDDLE | NO | MIDDLE | NO | No Change |
| 27047180400 | UPPER | NO | MIDDLE | NO | UPPER to MIDDLE |
| 27047180500 | MIDDLE | NO | MODERATE | NO | MIDDLE to MODERATE |
| 27047180600 | MODERATE | NO | MODERATE | NO | No Change |
| 27047180700 | MIDDLE | NO | UPPER | NO | MIDDLE to UPPER |
| 27047180800 | MODERATE | NO | MODERATE | NO | No Change |
| 27047180900 | MODERATE | NO | MODERATE | NO | No Change |
| 27047181000 | MIDDLE | NO | MIDDLE | NO | No Change |

Freeborn, MINNESOTA

| Census Tract | 2021 | | 2022 | | Change in Tract Income Class from 2021 through 2022 |
|--------------|--------------------|----------------|--------------------|----------------|---|
| | Tract Income Class | Minority Tract | Tract Income Class | Minority Tract | |

| Summary Data: Freeborn | 2021 | 2022 |
|--------------------------------------|--------|--------|
| Number of Census Tracts | 10 | 10 |
| Number of Minority Tracts | 0 | 0 |
| Percentage of Minority Tracts | 0.00% | 0.00% |
| Number of Low Income Tracts | 0 | 0 |
| Percentage of Low Income Tracts | 0.00% | 0.00% |
| Number of Moderate Income Tracts | 3 | 4 |
| Percentage of Moderate Income Tracts | 30.00% | 40.00% |
| Number of Middle Income Tracts | 6 | 5 |
| Percentage of Middle Income Tracts | 60.00% | 50.00% |
| Number of Upper Income Tracts | 1 | 1 |
| Percentage of Upper Income Tracts | 10.00% | 10.00% |
| Number of NA Income Tracts | 0 | 0 |
| Percentage of NA Income Tracts | 0.00% | 0.00% |

Goodhue, MINNESOTA

| Census Tract | 2021 | | 2022 | | Change in Tract Income Class from 2021 through 2022 |
|--------------|--------------------|----------------|--------------------|----------------|---|
| | Tract Income Class | Minority Tract | Tract Income Class | Minority Tract | |
| 27049080101 | MIDDLE | NO | MIDDLE | NO | No Change |
| 27049080102 | MIDDLE | NO | MIDDLE | NO | No Change |
| 27049080200 | MIDDLE | NO | | | Not Applicable |



Goodhue, MINNESOTA

| Census Tract | 2021 | | 2022 | | Change in Tract Income Class from 2021 through 2022 |
|--------------|--------------------|----------------|--------------------|----------------|---|
| | Tract Income Class | Minority Tract | Tract Income Class | Minority Tract | |
| 27049080201 | | | MODERATE | NO | Not Applicable |
| 27049080202 | | | UPPER | NO | Not Applicable |
| 27049080300 | UPPER | NO | UPPER | NO | No Change |
| 27049080400 | UPPER | NO | UPPER | NO | No Change |
| 27049080500 | UPPER | NO | UPPER | NO | No Change |
| 27049080600 | MIDDLE | NO | MIDDLE | NO | No Change |
| 27049080700 | MIDDLE | NO | MIDDLE | NO | No Change |
| 27049080800 | MIDDLE | NO | UPPER | NO | MIDDLE to UPPER |
| 27049080900 | MIDDLE | NO | UPPER | NO | MIDDLE to UPPER |

Goodhue, MINNESOTA

| Census Tract | 2021 | | 2022 | | Change in Tract Income Class from 2021 through 2022 |
|--------------|--------------------|----------------|--------------------|----------------|---|
| | Tract Income Class | Minority Tract | Tract Income Class | Minority Tract | |

| Summary Data: Goodhue | 2021 | 2022 |
|--------------------------------------|--------|--------|
| Number of Census Tracts | 10 | 11 |
| Number of Minority Tracts | 0 | 0 |
| Percentage of Minority Tracts | 0.00% | 0.00% |
| Number of Low Income Tracts | 0 | 0 |
| Percentage of Low Income Tracts | 0.00% | 0.00% |
| Number of Moderate Income Tracts | 0 | 1 |
| Percentage of Moderate Income Tracts | 0.00% | 9.09% |
| Number of Middle Income Tracts | 7 | 4 |
| Percentage of Middle Income Tracts | 70.00% | 36.36% |
| Number of Upper Income Tracts | 3 | 6 |
| Percentage of Upper Income Tracts | 30.00% | 54.55% |
| Number of NA Income Tracts | 0 | 0 |
| Percentage of NA Income Tracts | 0.00% | 0.00% |

Grant, MINNESOTA

| Census Tract | 2021 | | 2022 | | Change in Tract Income Class from 2021 through 2022 |
|--------------|--------------------|----------------|--------------------|----------------|---|
| | Tract Income Class | Minority Tract | Tract Income Class | Minority Tract | |
| 27051070100 | MIDDLE | NO | MIDDLE | NO | No Change |
| 27051070200 | MIDDLE | NO | MIDDLE | NO | No Change |



Grant, MINNESOTA

| Census Tract | 2021 | | 2022 | | Change in Tract Income Class from 2021 through 2022 |
|---|--------------------|----------------|--------------------|----------------|---|
| | Tract Income Class | Minority Tract | Tract Income Class | Minority Tract | |
| Summary Data: Grant | | | 2021 | 2022 | |
| Number of Census Tracts | | | 2 | 2 | |
| Number of Minority Tracts | | | 0 | 0 | |
| Percentage of Minority Tracts | | | 0.00% | 0.00% | |
| Number of Low Income Tracts | | | 0 | 0 | |
| Percentage of Low Income Tracts | | | 0.00% | 0.00% | |
| Number of Moderate Income Tracts | | | 0 | 0 | |
| Percentage of Moderate Income Tracts | | | 0.00% | 0.00% | |
| Number of Middle Income Tracts | | | 2 | 2 | |
| Percentage of Middle Income Tracts | | | 100.00% | 100.00% | |
| Number of Upper Income Tracts | | | 0 | 0 | |
| Percentage of Upper Income Tracts | | | 0.00% | 0.00% | |
| Number of NA Income Tracts | | | 0 | 0 | |
| Percentage of NA Income Tracts | | | 0.00% | 0.00% | |

Hennepin, MINNESOTA

| Census Tract | 2021 | | 2022 | | Change in Tract Income Class from 2021 through 2022 |
|--------------|--------------------|----------------|--------------------|----------------|---|
| | Tract Income Class | Minority Tract | Tract Income Class | Minority Tract | |
| 27053000101 | MIDDLE | YES | MODERATE | YES | MIDDLE to MODERATE |
| 27053000102 | MODERATE | YES | LOW | YES | MODERATE to LOW |
| 27053000300 | MIDDLE | NO | MIDDLE | NO | No Change |

Hennepin, MINNESOTA

| Census Tract | 2021 | | 2022 | | Change in Tract Income Class from 2021 through 2022 |
|--------------|--------------------|----------------|--------------------|----------------|---|
| | Tract Income Class | Minority Tract | Tract Income Class | Minority Tract | |
| 27053000601 | MIDDLE | NO | MIDDLE | NO | No Change |
| 27053000603 | MIDDLE | NO | UPPER | NO | MIDDLE to UPPER |
| 27053001100 | MIDDLE | NO | MODERATE | NO | MIDDLE to MODERATE |
| 27053001700 | MODERATE | NO | MODERATE | NO | No Change |
| 27053002200 | LOW | YES | LOW | YES | No Change |
| 27053002400 | MODERATE | NO | MODERATE | NO | No Change |
| 27053002700 | MODERATE | YES | MODERATE | YES | No Change |
| 27053003200 | MODERATE | YES | MODERATE | YES | No Change |
| 27053003300 | LOW | YES | LOW | YES | No Change |
| 27053003800 | MODERATE | NO | | | Not Applicable |
| 27053003801 | | | MODERATE | NO | Not Applicable |
| 27053003802 | | | NA | NO | Not Applicable |
| 27053005901 | LOW | YES | LOW | YES | No Change |
| 27053005902 | LOW | YES | LOW | YES | No Change |
| 27053006800 | MODERATE | NO | LOW | NO | MODERATE to LOW |
| 27053007700 | LOW | YES | NA | NO | LOW to NA |
| 27053007801 | LOW | YES | LOW | YES | No Change |
| 27053008100 | MIDDLE | NO | MODERATE | NO | MIDDLE to MODERATE |
| 27053008200 | MODERATE | YES | MODERATE | YES | No Change |
| 27053008300 | LOW | YES | LOW | YES | No Change |
| 27053008400 | MODERATE | YES | MODERATE | YES | No Change |
| 27053008500 | MODERATE | YES | MODERATE | YES | No Change |
| 27053009500 | MODERATE | YES | MODERATE | YES | No Change |
| 27053009600 | MODERATE | NO | MIDDLE | NO | MODERATE to MIDDLE |
| 27053010600 | UPPER | NO | UPPER | NO | No Change |
| 27053010700 | UPPER | NO | UPPER | NO | No Change |
| 27053011000 | MIDDLE | NO | UPPER | NO | MIDDLE to UPPER |



Hennepin, MINNESOTA

| Census Tract | 2021 | | 2022 | | Change in Tract Income Class from 2021 through 2022 |
|--------------|--------------------|----------------|--------------------|----------------|---|
| | Tract Income Class | Minority Tract | Tract Income Class | Minority Tract | |
| 27053011703 | UPPER | NO | UPPER | NO | No Change |
| 27053011704 | UPPER | NO | UPPER | NO | No Change |
| 27053011800 | MIDDLE | NO | UPPER | NO | MIDDLE to UPPER |
| 27053011998 | MIDDLE | NO | MIDDLE | NO | No Change |
| 27053012001 | UPPER | NO | UPPER | NO | No Change |
| 27053012003 | MODERATE | NO | MIDDLE | NO | MODERATE to MIDDLE |
| 27053012101 | MODERATE | NO | MIDDLE | NO | MODERATE to MIDDLE |
| 27053012102 | MIDDLE | NO | MIDDLE | NO | No Change |
| 27053020101 | MIDDLE | NO | UPPER | NO | MIDDLE to UPPER |
| 27053020102 | MIDDLE | NO | MIDDLE | NO | No Change |
| 27053020200 | MODERATE | YES | | | Not Applicable |
| 27053020201 | | | MODERATE | YES | Not Applicable |
| 27053020202 | | | LOW | YES | Not Applicable |
| 27053020301 | MODERATE | YES | MODERATE | YES | No Change |
| 27053020302 | MODERATE | YES | LOW | YES | MODERATE to LOW |
| 27053020303 | MODERATE | YES | MODERATE | YES | No Change |
| 27053020304 | MODERATE | YES | MODERATE | YES | No Change |
| 27053020400 | LOW | NO | MODERATE | YES | LOW to MODERATE |
| 27053020500 | MODERATE | YES | MODERATE | YES | No Change |
| 27053020600 | MODERATE | NO | MODERATE | YES | No Change |
| 27053020700 | MIDDLE | NO | MIDDLE | NO | No Change |
| 27053020801 | MIDDLE | NO | MODERATE | NO | MIDDLE to MODERATE |
| 27053020804 | MODERATE | NO | MIDDLE | NO | MODERATE to MIDDLE |
| 27053020902 | MIDDLE | NO | MIDDLE | NO | No Change |
| 27053020903 | MIDDLE | NO | MIDDLE | NO | No Change |
| 27053021001 | MIDDLE | NO | MODERATE | NO | MIDDLE to MODERATE |
| 27053021002 | MIDDLE | NO | MIDDLE | NO | No Change |

Hennepin, MINNESOTA

| Census Tract | 2021 | | 2022 | | Change in Tract Income Class from 2021 through 2022 |
|--------------|--------------------|----------------|--------------------|----------------|---|
| | Tract Income Class | Minority Tract | Tract Income Class | Minority Tract | |
| 27053021100 | MIDDLE | NO | MODERATE | NO | MIDDLE to MODERATE |
| 27053021200 | MIDDLE | NO | MIDDLE | NO | No Change |
| 27053021300 | MODERATE | NO | MODERATE | NO | No Change |
| 27053021400 | MIDDLE | NO | MIDDLE | NO | No Change |
| 27053021501 | MODERATE | NO | MIDDLE | NO | MODERATE to MIDDLE |
| 27053021502 | LOW | YES | LOW | YES | No Change |
| 27053021503 | MIDDLE | NO | MODERATE | NO | MIDDLE to MODERATE |
| 27053021504 | MIDDLE | NO | MODERATE | NO | MIDDLE to MODERATE |
| 27053021505 | MIDDLE | NO | MIDDLE | NO | No Change |
| 27053021601 | MIDDLE | NO | MIDDLE | NO | No Change |
| 27053021602 | MIDDLE | NO | UPPER | NO | MIDDLE to UPPER |
| 27053021700 | UPPER | NO | UPPER | NO | No Change |
| 27053021800 | UPPER | NO | UPPER | NO | No Change |
| 27053021900 | UPPER | NO | UPPER | NO | No Change |
| 27053022000 | MIDDLE | NO | UPPER | NO | MIDDLE to UPPER |
| 27053022101 | MIDDLE | NO | MIDDLE | NO | No Change |
| 27053022102 | MIDDLE | NO | MIDDLE | NO | No Change |
| 27053022200 | MIDDLE | NO | MIDDLE | NO | No Change |
| 27053022301 | MIDDLE | NO | UPPER | NO | MIDDLE to UPPER |
| 27053022302 | MODERATE | NO | MODERATE | NO | No Change |
| 27053022400 | MODERATE | NO | MIDDLE | NO | MODERATE to MIDDLE |
| 27053022700 | MIDDLE | NO | MIDDLE | NO | No Change |
| 27053022801 | UPPER | NO | UPPER | NO | No Change |
| 27053022802 | MIDDLE | NO | UPPER | NO | MIDDLE to UPPER |
| 27053022901 | UPPER | NO | UPPER | NO | No Change |
| 27053022902 | UPPER | NO | UPPER | NO | No Change |
| 27053023000 | MIDDLE | NO | MIDDLE | NO | No Change |



Hennepin, MINNESOTA

| Census Tract | 2021 | | 2022 | | Change in Tract Income Class from 2021 through 2022 |
|--------------|--------------------|----------------|--------------------|----------------|---|
| | Tract Income Class | Minority Tract | Tract Income Class | Minority Tract | |
| 27053023100 | UPPER | NO | UPPER | NO | No Change |
| 27053023200 | MODERATE | YES | | | Not Applicable |
| 27053023201 | | | MIDDLE | NO | Not Applicable |
| 27053023202 | | | MODERATE | YES | Not Applicable |
| 27053023300 | MIDDLE | NO | MIDDLE | NO | No Change |
| 27053023400 | MODERATE | NO | | | Not Applicable |
| 27053023401 | | | MODERATE | NO | Not Applicable |
| 27053023402 | | | MODERATE | NO | Not Applicable |
| 27053023501 | MIDDLE | NO | MIDDLE | NO | No Change |
| 27053023502 | UPPER | NO | UPPER | NO | No Change |
| 27053023600 | UPPER | NO | UPPER | NO | No Change |
| 27053023700 | UPPER | NO | UPPER | NO | No Change |
| 27053023801 | UPPER | NO | UPPER | NO | No Change |
| 27053023802 | UPPER | NO | UPPER | NO | No Change |
| 27053023901 | UPPER | NO | UPPER | NO | No Change |
| 27053023902 | UPPER | NO | UPPER | NO | No Change |
| 27053023903 | UPPER | NO | UPPER | NO | No Change |
| 27053024003 | MIDDLE | NO | MIDDLE | NO | No Change |
| 27053024004 | MIDDLE | NO | MODERATE | NO | MIDDLE to MODERATE |
| 27053024005 | MIDDLE | NO | MIDDLE | NO | No Change |
| 27053024006 | UPPER | NO | UPPER | NO | No Change |
| 27053024100 | MIDDLE | NO | MIDDLE | NO | No Change |
| 27053024200 | MIDDLE | NO | MIDDLE | NO | No Change |
| 27053024300 | MIDDLE | YES | MIDDLE | NO | No Change |
| 27053024400 | MODERATE | NO | MODERATE | NO | No Change |
| 27053024500 | MIDDLE | NO | MIDDLE | NO | No Change |
| 27053024600 | UPPER | NO | MIDDLE | NO | UPPER to MIDDLE |

Hennepin, MINNESOTA

| Census Tract | 2021 | | 2022 | | Change in Tract Income Class from 2021 through 2022 |
|--------------|--------------------|----------------|--------------------|----------------|---|
| | Tract Income Class | Minority Tract | Tract Income Class | Minority Tract | |
| 27053024700 | MODERATE | NO | MIDDLE | NO | MODERATE to MIDDLE |
| 27053024801 | MIDDLE | NO | MODERATE | NO | MIDDLE to MODERATE |
| 27053024802 | MODERATE | YES | MODERATE | YES | No Change |
| 27053024901 | MODERATE | NO | | | Not Applicable |
| 27053024902 | MIDDLE | YES | | | Not Applicable |
| 27053024903 | MODERATE | YES | MODERATE | YES | No Change |
| 27053024904 | | | MODERATE | YES | Not Applicable |
| 27053025100 | MODERATE | NO | MIDDLE | NO | MODERATE to MIDDLE |
| 27053025201 | MODERATE | YES | MODERATE | YES | No Change |
| 27053025205 | MIDDLE | NO | MIDDLE | NO | No Change |
| 27053025301 | MIDDLE | NO | MIDDLE | NO | No Change |
| 27053025302 | MODERATE | NO | MODERATE | NO | No Change |
| 27053025401 | MODERATE | NO | MODERATE | NO | No Change |
| 27053025403 | MODERATE | NO | MODERATE | NO | No Change |
| 27053025601 | MIDDLE | NO | MIDDLE | NO | No Change |
| 27053025603 | MIDDLE | NO | MIDDLE | NO | No Change |
| 27053025605 | MIDDLE | NO | MIDDLE | NO | No Change |
| 27053025701 | MIDDLE | NO | | | Not Applicable |
| 27053025702 | MIDDLE | NO | MIDDLE | NO | No Change |
| 27053025703 | | | UPPER | NO | Not Applicable |
| 27053025704 | | | MIDDLE | NO | Not Applicable |
| 27053025801 | MIDDLE | NO | MIDDLE | NO | No Change |
| 27053025802 | MIDDLE | NO | MIDDLE | NO | No Change |
| 27053025803 | MIDDLE | NO | MIDDLE | NO | No Change |
| 27053025805 | MIDDLE | NO | MIDDLE | NO | No Change |
| 27053025903 | UPPER | NO | | | Not Applicable |
| 27053025905 | UPPER | NO | UPPER | NO | No Change |



Hennepin, MINNESOTA

| Census Tract | 2021 | | 2022 | | Change in Tract Income Class from 2021 through 2022 |
|--------------|--------------------|----------------|--------------------|----------------|---|
| | Tract Income Class | Minority Tract | Tract Income Class | Minority Tract | |
| 27053025906 | UPPER | NO | MIDDLE | NO | UPPER to MIDDLE |
| 27053025907 | MIDDLE | NO | UPPER | NO | MIDDLE to UPPER |
| 27053025908 | | | UPPER | NO | Not Applicable |
| 27053025909 | | | MIDDLE | NO | Not Applicable |
| 27053026005 | MIDDLE | NO | MIDDLE | NO | No Change |
| 27053026006 | MIDDLE | NO | MIDDLE | NO | No Change |
| 27053026007 | UPPER | NO | UPPER | NO | No Change |
| 27053026013 | UPPER | NO | UPPER | NO | No Change |
| 27053026014 | UPPER | NO | UPPER | NO | No Change |
| 27053026015 | UPPER | NO | UPPER | NO | No Change |
| 27053026016 | UPPER | NO | | | Not Applicable |
| 27053026018 | UPPER | NO | | | Not Applicable |
| 27053026019 | MIDDLE | YES | MODERATE | YES | MIDDLE to MODERATE |
| 27053026020 | MIDDLE | NO | MIDDLE | NO | No Change |
| 27053026021 | UPPER | NO | UPPER | NO | No Change |
| 27053026022 | UPPER | NO | | | Not Applicable |
| 27053026023 | | | MIDDLE | NO | Not Applicable |
| 27053026024 | | | UPPER | NO | Not Applicable |
| 27053026025 | | | UPPER | NO | Not Applicable |
| 27053026026 | | | UPPER | NO | Not Applicable |
| 27053026027 | | | UPPER | NO | Not Applicable |
| 27053026028 | | | UPPER | NO | Not Applicable |
| 27053026101 | UPPER | NO | MIDDLE | NO | UPPER to MIDDLE |
| 27053026103 | UPPER | NO | UPPER | NO | No Change |
| 27053026104 | MIDDLE | NO | MIDDLE | NO | No Change |
| 27053026201 | UPPER | NO | UPPER | NO | No Change |
| 27053026202 | UPPER | NO | UPPER | NO | No Change |

Hennepin, MINNESOTA

| Census Tract | 2021 | | 2022 | | Change in Tract Income Class from 2021 through 2022 |
|--------------|--------------------|----------------|--------------------|----------------|---|
| | Tract Income Class | Minority Tract | Tract Income Class | Minority Tract | |
| 27053026205 | UPPER | NO | UPPER | NO | No Change |
| 27053026206 | UPPER | NO | UPPER | NO | No Change |
| 27053026207 | UPPER | NO | UPPER | NO | No Change |
| 27053026208 | UPPER | NO | UPPER | NO | No Change |
| 27053026301 | UPPER | NO | UPPER | NO | No Change |
| 27053026302 | UPPER | NO | MIDDLE | NO | UPPER to MIDDLE |
| 27053026402 | MODERATE | NO | | | Not Applicable |
| 27053026403 | MIDDLE | NO | MIDDLE | NO | No Change |
| 27053026404 | UPPER | NO | UPPER | NO | No Change |
| 27053026405 | | | MIDDLE | NO | Not Applicable |
| 27053026406 | | | MODERATE | NO | Not Applicable |
| 27053026505 | UPPER | NO | UPPER | NO | No Change |
| 27053026507 | MIDDLE | NO | MIDDLE | NO | No Change |
| 27053026508 | UPPER | NO | UPPER | NO | No Change |
| 27053026509 | UPPER | NO | UPPER | NO | No Change |
| 27053026510 | MIDDLE | NO | MIDDLE | NO | No Change |
| 27053026511 | MIDDLE | NO | MODERATE | NO | MIDDLE to MODERATE |
| 27053026512 | MIDDLE | NO | | | Not Applicable |
| 27053026514 | MODERATE | NO | MIDDLE | NO | MODERATE to MIDDLE |
| 27053026515 | | | MIDDLE | NO | Not Applicable |
| 27053026516 | | | MIDDLE | NO | Not Applicable |
| 27053026605 | UPPER | NO | UPPER | NO | No Change |
| 27053026606 | UPPER | NO | UPPER | NO | No Change |
| 27053026609 | MIDDLE | NO | UPPER | NO | MIDDLE to UPPER |
| 27053026610 | UPPER | NO | UPPER | NO | No Change |
| 27053026611 | MIDDLE | NO | UPPER | NO | MIDDLE to UPPER |
| 27053026612 | UPPER | NO | | | Not Applicable |



Hennepin, MINNESOTA

| Census Tract | 2021 | | 2022 | | Change in Tract Income Class from 2021 through 2022 |
|--------------|--------------------|----------------|--------------------|----------------|---|
| | Tract Income Class | Minority Tract | Tract Income Class | Minority Tract | |
| 27053026613 | UPPER | NO | | | Not Applicable |
| 27053026614 | | | UPPER | NO | Not Applicable |
| 27053026615 | | | UPPER | NO | Not Applicable |
| 27053026616 | | | UPPER | NO | Not Applicable |
| 27053026617 | | | UPPER | NO | Not Applicable |
| 27053026702 | MIDDLE | NO | MODERATE | NO | MIDDLE to MODERATE |
| 27053026706 | MIDDLE | NO | MIDDLE | NO | No Change |
| 27053026707 | MIDDLE | NO | MIDDLE | NO | No Change |
| 27053026708 | MIDDLE | NO | MIDDLE | NO | No Change |
| 27053026710 | UPPER | NO | | | Not Applicable |
| 27053026711 | MIDDLE | NO | MIDDLE | NO | No Change |
| 27053026712 | MIDDLE | NO | MIDDLE | NO | No Change |
| 27053026713 | MIDDLE | NO | UPPER | NO | MIDDLE to UPPER |
| 27053026714 | UPPER | NO | | | Not Applicable |
| 27053026715 | UPPER | NO | | | Not Applicable |
| 27053026716 | UPPER | NO | | | Not Applicable |
| 27053026717 | | | UPPER | NO | Not Applicable |
| 27053026718 | | | UPPER | NO | Not Applicable |
| 27053026719 | | | UPPER | NO | Not Applicable |
| 27053026720 | | | UPPER | NO | Not Applicable |
| 27053026721 | | | MIDDLE | NO | Not Applicable |
| 27053026722 | | | UPPER | NO | Not Applicable |
| 27053026723 | | | UPPER | NO | Not Applicable |
| 27053026724 | | | UPPER | NO | Not Applicable |
| 27053026725 | | | MIDDLE | NO | Not Applicable |
| 27053026726 | | | MIDDLE | NO | Not Applicable |
| 27053026807 | MODERATE | NO | MODERATE | NO | No Change |

Hennepin, MINNESOTA

| Census Tract | 2021 | | 2022 | | Change in Tract Income Class from 2021 through 2022 |
|--------------|--------------------|----------------|--------------------|----------------|---|
| | Tract Income Class | Minority Tract | Tract Income Class | Minority Tract | |
| 27053026809 | LOW | YES | MODERATE | YES | LOW to MODERATE |
| 27053026810 | MODERATE | YES | | | Not Applicable |
| 27053026811 | MIDDLE | YES | MODERATE | YES | MIDDLE to MODERATE |
| 27053026812 | MIDDLE | NO | MIDDLE | NO | No Change |
| 27053026814 | MIDDLE | YES | MIDDLE | YES | No Change |
| 27053026815 | MIDDLE | NO | MIDDLE | YES | No Change |
| 27053026816 | MIDDLE | YES | MIDDLE | YES | No Change |
| 27053026818 | MODERATE | YES | MODERATE | YES | No Change |
| 27053026819 | LOW | YES | LOW | YES | No Change |
| 27053026820 | UPPER | NO | | | Not Applicable |
| 27053026822 | MIDDLE | NO | MIDDLE | NO | No Change |
| 27053026823 | MIDDLE | NO | UPPER | YES | MIDDLE to UPPER |
| 27053026824 | | | UPPER | NO | Not Applicable |
| 27053026825 | | | MIDDLE | YES | Not Applicable |
| 27053026826 | | | UPPER | NO | Not Applicable |
| 27053026827 | | | LOW | YES | Not Applicable |
| 27053026828 | | | MODERATE | YES | Not Applicable |
| 27053026903 | MIDDLE | NO | MIDDLE | NO | No Change |
| 27053026906 | MIDDLE | NO | MIDDLE | NO | No Change |
| 27053026907 | UPPER | NO | UPPER | NO | No Change |
| 27053026908 | MIDDLE | NO | MIDDLE | NO | No Change |
| 27053026909 | UPPER | NO | | | Not Applicable |
| 27053026910 | MIDDLE | NO | UPPER | NO | MIDDLE to UPPER |
| 27053026911 | | | UPPER | NO | Not Applicable |
| 27053026912 | | | UPPER | NO | Not Applicable |
| 27053027001 | UPPER | NO | UPPER | NO | No Change |
| 27053027002 | MIDDLE | NO | UPPER | NO | MIDDLE to UPPER |



Hennepin, MINNESOTA

| Census Tract | 2021 | | 2022 | | Change in Tract Income Class from 2021 through 2022 |
|--------------|--------------------|----------------|--------------------|----------------|---|
| | Tract Income Class | Minority Tract | Tract Income Class | Minority Tract | |
| 27053027101 | UPPER | NO | UPPER | NO | No Change |
| 27053027102 | MIDDLE | NO | UPPER | NO | MIDDLE to UPPER |
| 27053027201 | UPPER | NO | | | Not Applicable |
| 27053027202 | MIDDLE | NO | MIDDLE | NO | No Change |
| 27053027203 | MIDDLE | NO | UPPER | NO | MIDDLE to UPPER |
| 27053027204 | | | UPPER | NO | Not Applicable |
| 27053027205 | | | UPPER | NO | Not Applicable |
| 27053027300 | MIDDLE | NO | UPPER | NO | MIDDLE to UPPER |
| 27053027400 | UPPER | NO | UPPER | NO | No Change |
| 27053027501 | UPPER | NO | UPPER | NO | No Change |
| 27053027503 | UPPER | NO | UPPER | NO | No Change |
| 27053027504 | UPPER | NO | UPPER | NO | No Change |
| 27053027601 | MIDDLE | NO | MIDDLE | NO | No Change |
| 27053027602 | MIDDLE | NO | MIDDLE | NO | No Change |
| 27053027700 | UPPER | NO | | | Not Applicable |
| 27053027701 | | | UPPER | NO | Not Applicable |
| 27053027702 | | | MIDDLE | NO | Not Applicable |
| 27053027703 | | | UPPER | NO | Not Applicable |
| 27053100200 | MODERATE | NO | MODERATE | YES | No Change |
| 27053100400 | LOW | YES | LOW | YES | No Change |
| 27053100500 | MODERATE | NO | MODERATE | NO | No Change |
| 27053100700 | MODERATE | NO | MODERATE | YES | No Change |
| 27053100800 | MODERATE | YES | MODERATE | YES | No Change |
| 27053100900 | MODERATE | YES | MODERATE | YES | No Change |
| 27053101200 | UPPER | NO | MIDDLE | NO | UPPER to MIDDLE |
| 27053101300 | LOW | YES | MODERATE | YES | LOW to MODERATE |
| 27053101600 | LOW | YES | LOW | YES | No Change |

Hennepin, MINNESOTA

| Census Tract | 2021 | | 2022 | | Change in Tract Income Class from 2021 through 2022 |
|--------------|--------------------|----------------|--------------------|----------------|---|
| | Tract Income Class | Minority Tract | Tract Income Class | Minority Tract | |
| 27053101800 | MODERATE | YES | MODERATE | NO | No Change |
| 27053101900 | MIDDLE | NO | MIDDLE | NO | No Change |
| 27053102000 | MODERATE | YES | MODERATE | YES | No Change |
| 27053102100 | LOW | YES | LOW | YES | No Change |
| 27053102300 | LOW | YES | | | Not Applicable |
| 27053102500 | MIDDLE | NO | NA | NO | MIDDLE to NA |
| 27053102600 | MODERATE | NO | MODERATE | NO | No Change |
| 27053102800 | LOW | YES | LOW | YES | No Change |
| 27053102900 | MODERATE | YES | | | Not Applicable |
| 27053103000 | MIDDLE | NO | UPPER | NO | MIDDLE to UPPER |
| 27053103100 | MODERATE | NO | MIDDLE | NO | MODERATE to MIDDLE |
| 27053103400 | LOW | YES | LOW | YES | No Change |
| 27053103600 | UPPER | NO | UPPER | NO | No Change |
| 27053103700 | MIDDLE | NO | UPPER | NO | MIDDLE to UPPER |
| 27053103900 | NA | NO | NA | NO | No Change |
| 27053104000 | LOW | NO | | | Not Applicable |
| 27053104001 | | | NA | NO | Not Applicable |
| 27053104002 | | | MODERATE | NO | Not Applicable |
| 27053104100 | LOW | YES | LOW | YES | No Change |
| 27053104400 | MIDDLE | NO | UPPER | NO | MIDDLE to UPPER |
| 27053104800 | LOW | YES | | | Not Applicable |
| 27053104801 | | | LOW | YES | Not Applicable |
| 27053104802 | | | LOW | YES | Not Applicable |
| 27053104900 | LOW | NO | | | Not Applicable |
| 27053104901 | | | NA | NO | Not Applicable |
| 27053104902 | | | LOW | YES | Not Applicable |
| 27053105100 | UPPER | NO | UPPER | NO | No Change |



Tracts with empty cells are new or discontinued tracts

Hennepin, MINNESOTA

| Census Tract | 2021 | | 2022 | | Change in Tract Income Class from 2021 through 2022 |
|--------------|--------------------|----------------|--------------------|----------------|---|
| | Tract Income Class | Minority Tract | Tract Income Class | Minority Tract | |
| 27053105201 | MIDDLE | NO | MIDDLE | NO | No Change |
| 27053105204 | MODERATE | NO | UPPER | NO | MODERATE to UPPER |
| 27053105400 | MIDDLE | NO | MIDDLE | NO | No Change |
| 27053105500 | UPPER | NO | UPPER | NO | No Change |
| 27053105600 | NA | NO | MODERATE | NO | NA to MODERATE |
| 27053105700 | LOW | NO | MIDDLE | NO | LOW to MIDDLE |
| 27053106000 | LOW | YES | LOW | YES | No Change |
| 27053106200 | LOW | YES | MODERATE | YES | LOW to MODERATE |
| 27053106400 | MODERATE | NO | UPPER | YES | MODERATE to UPPER |
| 27053106500 | UPPER | NO | UPPER | NO | No Change |
| 27053106600 | UPPER | NO | UPPER | NO | No Change |
| 27053106700 | MIDDLE | NO | MIDDLE | NO | No Change |
| 27053106900 | MODERATE | NO | MODERATE | NO | No Change |
| 27053107000 | LOW | YES | MODERATE | YES | LOW to MODERATE |
| 27053107400 | MODERATE | NO | MODERATE | NO | No Change |
| 27053107500 | MIDDLE | NO | MIDDLE | NO | No Change |
| 27053107600 | MIDDLE | NO | MIDDLE | NO | No Change |
| 27053108000 | UPPER | NO | UPPER | NO | No Change |
| 27053108600 | MODERATE | YES | MODERATE | YES | No Change |
| 27053108700 | MODERATE | NO | MIDDLE | NO | MODERATE to MIDDLE |
| 27053108800 | LOW | NO | MODERATE | NO | LOW to MODERATE |
| 27053108900 | UPPER | NO | MIDDLE | NO | UPPER to MIDDLE |
| 27053109000 | MIDDLE | NO | UPPER | NO | MIDDLE to UPPER |
| 27053109100 | MIDDLE | NO | UPPER | NO | MIDDLE to UPPER |
| 27053109200 | MODERATE | NO | MIDDLE | NO | MODERATE to MIDDLE |
| 27053109300 | MIDDLE | NO | MIDDLE | NO | No Change |
| 27053109400 | LOW | YES | MODERATE | YES | LOW to MODERATE |

Hennepin, MINNESOTA

| Census Tract | 2021 | | 2022 | | Change in Tract Income Class from 2021 through 2022 |
|--------------|--------------------|----------------|--------------------|----------------|---|
| | Tract Income Class | Minority Tract | Tract Income Class | Minority Tract | |
| 27053109700 | MIDDLE | NO | MIDDLE | NO | No Change |
| 27053109800 | UPPER | NO | UPPER | NO | No Change |
| 27053109900 | UPPER | NO | MIDDLE | NO | UPPER to MIDDLE |
| 27053110000 | MODERATE | YES | MODERATE | YES | No Change |
| 27053110100 | MIDDLE | NO | MIDDLE | NO | No Change |
| 27053110200 | MIDDLE | NO | MIDDLE | NO | No Change |
| 27053110400 | MODERATE | NO | MIDDLE | NO | MODERATE to MIDDLE |
| 27053110500 | MIDDLE | NO | MIDDLE | NO | No Change |
| 27053110800 | UPPER | NO | MIDDLE | NO | UPPER to MIDDLE |
| 27053110900 | MIDDLE | NO | MIDDLE | NO | No Change |
| 27053111100 | MIDDLE | NO | MIDDLE | NO | No Change |
| 27053111200 | UPPER | NO | UPPER | NO | No Change |
| 27053111300 | UPPER | NO | UPPER | NO | No Change |
| 27053111400 | UPPER | NO | UPPER | NO | No Change |
| 27053111500 | UPPER | NO | UPPER | NO | No Change |
| 27053111600 | UPPER | NO | UPPER | NO | No Change |
| 27053122500 | MIDDLE | NO | MIDDLE | NO | No Change |
| 27053122600 | UPPER | NO | UPPER | NO | No Change |
| 27053125500 | MODERATE | NO | MODERATE | NO | No Change |
| 27053125600 | MIDDLE | NO | UPPER | NO | MIDDLE to UPPER |
| 27053125700 | LOW | YES | LOW | YES | No Change |
| 27053125800 | MODERATE | YES | MODERATE | YES | No Change |
| 27053125900 | LOW | YES | LOW | YES | No Change |
| 27053126000 | LOW | YES | LOW | YES | No Change |
| 27053126100 | MIDDLE | NO | | | Not Applicable |
| 27053126101 | | | MIDDLE | NO | Not Applicable |
| 27053126102 | | | UPPER | NO | Not Applicable |



Hennepin, MINNESOTA

| Census Tract | 2021 | | 2022 | | Change in Tract Income Class from 2021 through 2022 |
|--------------|--------------------|----------------|--------------------|----------------|---|
| | Tract Income Class | Minority Tract | Tract Income Class | Minority Tract | |
| 27053126200 | UPPER | NO | | | Not Applicable |
| 27053126201 | | | UPPER | NO | Not Applicable |
| 27053126202 | | | UPPER | NO | Not Applicable |
| 27053126300 | | | MIDDLE | YES | Not Applicable |
| 27053980000 | NA | YES | NA | NO | No Change |
| 27053980100 | | | NA | NO | Not Applicable |

| Summary Data: Hennepin | 2021 | 2022 |
|--------------------------------------|--------|--------|
| Number of Census Tracts | 299 | 329 |
| Number of Minority Tracts | 61 | 68 |
| Percentage of Minority Tracts | 20.40% | 20.67% |
| Number of Low Income Tracts | 31 | 26 |
| Percentage of Low Income Tracts | 10.37% | 7.90% |
| Number of Moderate Income Tracts | 64 | 69 |
| Percentage of Moderate Income Tracts | 21.40% | 20.97% |
| Number of Middle Income Tracts | 116 | 109 |
| Percentage of Middle Income Tracts | 38.80% | 33.13% |
| Number of Upper Income Tracts | 85 | 117 |
| Percentage of Upper Income Tracts | 28.43% | 35.56% |
| Number of NA Income Tracts | 3 | 8 |
| Percentage of NA Income Tracts | 1.00% | 2.43% |

Houston, MINNESOTA

| Census Tract | 2021 | | 2022 | | Change in Tract Income Class from 2021 through 2022 |
|--------------|--------------------|----------------|--------------------|----------------|---|
| | Tract Income Class | Minority Tract | Tract Income Class | Minority Tract | |
| 27055020100 | MIDDLE | NO | MIDDLE | NO | No Change |
| 27055020200 | MIDDLE | NO | MIDDLE | NO | No Change |
| 27055020300 | MIDDLE | NO | MIDDLE | NO | No Change |
| 27055020500 | MIDDLE | NO | MIDDLE | NO | No Change |
| 27055020900 | MIDDLE | NO | MIDDLE | NO | No Change |

| Summary Data: Houston | 2021 | 2022 |
|--------------------------------------|---------|---------|
| Number of Census Tracts | 5 | 5 |
| Number of Minority Tracts | 0 | 0 |
| Percentage of Minority Tracts | 0.00% | 0.00% |
| Number of Low Income Tracts | 0 | 0 |
| Percentage of Low Income Tracts | 0.00% | 0.00% |
| Number of Moderate Income Tracts | 0 | 0 |
| Percentage of Moderate Income Tracts | 0.00% | 0.00% |
| Number of Middle Income Tracts | 5 | 5 |
| Percentage of Middle Income Tracts | 100.00% | 100.00% |
| Number of Upper Income Tracts | 0 | 0 |
| Percentage of Upper Income Tracts | 0.00% | 0.00% |
| Number of NA Income Tracts | 0 | 0 |
| Percentage of NA Income Tracts | 0.00% | 0.00% |



Hubbard, MINNESOTA

| Census Tract | 2021 | | 2022 | | Change in Tract Income Class from 2021 through 2022 |
|--------------|--------------------|----------------|--------------------|----------------|---|
| | Tract Income Class | Minority Tract | Tract Income Class | Minority Tract | |
| 27057070100 | MIDDLE | NO | MIDDLE | NO | No Change |
| 27057070200 | MIDDLE | NO | MIDDLE | NO | No Change |
| 27057070300 | MIDDLE | NO | MIDDLE | NO | No Change |
| 27057070400 | MIDDLE | NO | MIDDLE | NO | No Change |
| 27057070500 | MIDDLE | NO | MIDDLE | NO | No Change |
| 27057070600 | MIDDLE | NO | MODERATE | NO | MIDDLE to MODERATE |
| 27057070700 | MIDDLE | NO | MIDDLE | NO | No Change |

| Summary Data: Hubbard | 2021 | 2022 |
|--------------------------------------|---------|--------|
| Number of Census Tracts | 7 | 7 |
| Number of Minority Tracts | 0 | 0 |
| Percentage of Minority Tracts | 0.00% | 0.00% |
| Number of Low Income Tracts | 0 | 0 |
| Percentage of Low Income Tracts | 0.00% | 0.00% |
| Number of Moderate Income Tracts | 0 | 1 |
| Percentage of Moderate Income Tracts | 0.00% | 14.29% |
| Number of Middle Income Tracts | 7 | 6 |
| Percentage of Middle Income Tracts | 100.00% | 85.71% |
| Number of Upper Income Tracts | 0 | 0 |
| Percentage of Upper Income Tracts | 0.00% | 0.00% |
| Number of NA Income Tracts | 0 | 0 |
| Percentage of NA Income Tracts | 0.00% | 0.00% |

Isanti, MINNESOTA

| Census Tract | 2021 | | 2022 | | Change in Tract Income Class from 2021 through 2022 |
|--------------|--------------------|----------------|--------------------|----------------|---|
| | Tract Income Class | Minority Tract | Tract Income Class | Minority Tract | |
| 27059130100 | MIDDLE | NO | MIDDLE | NO | No Change |
| 27059130200 | MODERATE | NO | MODERATE | NO | No Change |
| 27059130301 | MODERATE | NO | | | Not Applicable |
| 27059130302 | MIDDLE | NO | MODERATE | NO | MIDDLE to MODERATE |
| 27059130303 | | | MIDDLE | NO | Not Applicable |
| 27059130304 | | | MODERATE | NO | Not Applicable |
| 27059130400 | MIDDLE | NO | MIDDLE | NO | No Change |
| 27059130501 | MIDDLE | NO | MIDDLE | NO | No Change |
| 27059130502 | MIDDLE | NO | MIDDLE | NO | No Change |
| 27059130600 | MIDDLE | NO | MIDDLE | NO | No Change |



Isanti, MINNESOTA


| Census Tract | 2021 | | 2022 | | Change in Tract Income Class from 2021 through 2022 |
|--------------------------------------|--------------------|----------------|--------------------|----------------|---|
| | Tract Income Class | Minority Tract | Tract Income Class | Minority Tract | |
| Summary Data: Isanti | | | 2021 | 2022 | |
| Number of Census Tracts | | | 8 | 9 | |
| Number of Minority Tracts | | | 0 | 0 | |
| Percentage of Minority Tracts | | | 0.00% | 0.00% | |
| Number of Low Income Tracts | | | 0 | 0 | |
| Percentage of Low Income Tracts | | | 0.00% | 0.00% | |
| Number of Moderate Income Tracts | | | 2 | 3 | |
| Percentage of Moderate Income Tracts | | | 25.00% | 33.33% | |
| Number of Middle Income Tracts | | | 6 | 6 | |
| Percentage of Middle Income Tracts | | | 75.00% | 66.67% | |
| Number of Upper Income Tracts | | | 0 | 0 | |
| Percentage of Upper Income Tracts | | | 0.00% | 0.00% | |
| Number of NA Income Tracts | | | 0 | 0 | |
| Percentage of NA Income Tracts | | | 0.00% | 0.00% | |

Itasca, MINNESOTA

| Census Tract | 2021 | | 2022 | | Change in Tract Income Class from 2021 through 2022 |
|--------------|--------------------|----------------|--------------------|----------------|---|
| | Tract Income Class | Minority Tract | Tract Income Class | Minority Tract | |
| 27061480100 | MIDDLE | NO | | | Not Applicable |
| 27061480101 | | | MODERATE | NO | Not Applicable |
| 27061480102 | | | MIDDLE | NO | Not Applicable |

Itasca, MINNESOTA

| Census Tract | 2021 | | 2022 | | Change in Tract Income Class from 2021 through 2022 |
|--------------|--------------------|----------------|--------------------|----------------|---|
| | Tract Income Class | Minority Tract | Tract Income Class | Minority Tract | |
| 27061480300 | MIDDLE | NO | | | Not Applicable |
| 27061480301 | | | MIDDLE | NO | Not Applicable |
| 27061480302 | | | MODERATE | NO | Not Applicable |
| 27061480303 | | | MIDDLE | NO | Not Applicable |
| 27061480400 | MIDDLE | NO | | | Not Applicable |
| 27061480401 | | | MODERATE | NO | Not Applicable |
| 27061480402 | | | MIDDLE | NO | Not Applicable |
| 27061480403 | | | UPPER | NO | Not Applicable |
| 27061480500 | MIDDLE | NO | MODERATE | NO | MIDDLE to MODERATE |
| 27061480600 | MIDDLE | NO | MIDDLE | NO | No Change |
| 27061480700 | MIDDLE | NO | | | Not Applicable |
| 27061480701 | | | UPPER | NO | Not Applicable |
| 27061480702 | | | MIDDLE | NO | Not Applicable |
| 27061480801 | MIDDLE | NO | UPPER | NO | MIDDLE to UPPER |
| 27061480802 | MODERATE | NO | | | Not Applicable |
| 27061480803 | | | MODERATE | NO | Not Applicable |
| 27061480804 | | | MIDDLE | NO | Not Applicable |
| 27061480805 | | | MODERATE | NO | Not Applicable |
| 27061480900 | MODERATE | NO | | | Not Applicable |
| 27061480901 | | | MIDDLE | NO | Not Applicable |
| 27061480902 | | | MIDDLE | NO | Not Applicable |
| 27061481000 | MIDDLE | NO | | | Not Applicable |
| 27061481001 | | | MIDDLE | NO | Not Applicable |
| 27061481002 | | | MIDDLE | NO | Not Applicable |
| 27061940000 | MODERATE | NO | MIDDLE | NO | MODERATE to MIDDLE |



Itasca, MINNESOTA

| Census Tract | 2021 | | 2022 | | Change in Tract Income Class from 2021 through 2022 |
|--------------|--------------------|----------------|--------------------|----------------|---|
| | Tract Income Class | Minority Tract | Tract Income Class | Minority Tract | |

| Summary Data: Itasca | 2021 | 2022 |
|--------------------------------------|--------|--------|
| Number of Census Tracts | 11 | 21 |
| Number of Minority Tracts | 0 | 0 |
| Percentage of Minority Tracts | 0.00% | 0.00% |
| Number of Low Income Tracts | 0 | 0 |
| Percentage of Low Income Tracts | 0.00% | 0.00% |
| Number of Moderate Income Tracts | 3 | 6 |
| Percentage of Moderate Income Tracts | 27.27% | 28.57% |
| Number of Middle Income Tracts | 8 | 12 |
| Percentage of Middle Income Tracts | 72.73% | 57.14% |
| Number of Upper Income Tracts | 0 | 3 |
| Percentage of Upper Income Tracts | 0.00% | 14.29% |
| Number of NA Income Tracts | 0 | 0 |
| Percentage of NA Income Tracts | 0.00% | 0.00% |

Jackson, MINNESOTA

| Census Tract | 2021 | | 2022 | | Change in Tract Income Class from 2021 through 2022 |
|--------------|--------------------|----------------|--------------------|----------------|---|
| | Tract Income Class | Minority Tract | Tract Income Class | Minority Tract | |
| 27063480100 | UPPER | NO | MIDDLE | NO | UPPER to MIDDLE |
| 27063480200 | MIDDLE | NO | MIDDLE | NO | No Change |
| 27063480300 | MIDDLE | NO | MIDDLE | NO | No Change |

Jackson, MINNESOTA

| Census Tract | 2021 | | 2022 | | Change in Tract Income Class from 2021 through 2022 |
|--------------|--------------------|----------------|--------------------|----------------|---|
| | Tract Income Class | Minority Tract | Tract Income Class | Minority Tract | |
| 27063480400 | MIDDLE | NO | MIDDLE | NO | No Change |

| Summary Data: Jackson | 2021 | 2022 |
|--------------------------------------|--------|---------|
| Number of Census Tracts | 4 | 4 |
| Number of Minority Tracts | 0 | 0 |
| Percentage of Minority Tracts | 0.00% | 0.00% |
| Number of Low Income Tracts | 0 | 0 |
| Percentage of Low Income Tracts | 0.00% | 0.00% |
| Number of Moderate Income Tracts | 0 | 0 |
| Percentage of Moderate Income Tracts | 0.00% | 0.00% |
| Number of Middle Income Tracts | 3 | 4 |
| Percentage of Middle Income Tracts | 75.00% | 100.00% |
| Number of Upper Income Tracts | 1 | 0 |
| Percentage of Upper Income Tracts | 25.00% | 0.00% |
| Number of NA Income Tracts | 0 | 0 |
| Percentage of NA Income Tracts | 0.00% | 0.00% |

Kanabec, MINNESOTA

| Census Tract | 2021 | | 2022 | | Change in Tract Income Class from 2021 through 2022 |
|--------------|--------------------|----------------|--------------------|----------------|---|
| | Tract Income Class | Minority Tract | Tract Income Class | Minority Tract | |
| 27065480100 | MIDDLE | NO | MIDDLE | NO | No Change |
| 27065480200 | MIDDLE | NO | MIDDLE | NO | No Change |



Kanabec, MINNESOTA

| Census Tract | 2021 | | 2022 | | Change in Tract Income Class from 2021 through 2022 |
|--------------|--------------------|----------------|--------------------|----------------|---|
| | Tract Income Class | Minority Tract | Tract Income Class | Minority Tract | |
| 27065480300 | MODERATE | NO | MODERATE | NO | No Change |
| 27065480400 | MIDDLE | NO | MIDDLE | NO | No Change |

| Summary Data: Kanabec | 2021 | 2022 |
|--------------------------------------|--------|--------|
| Number of Census Tracts | 4 | 4 |
| Number of Minority Tracts | 0 | 0 |
| Percentage of Minority Tracts | 0.00% | 0.00% |
| Number of Low Income Tracts | 0 | 0 |
| Percentage of Low Income Tracts | 0.00% | 0.00% |
| Number of Moderate Income Tracts | 1 | 1 |
| Percentage of Moderate Income Tracts | 25.00% | 25.00% |
| Number of Middle Income Tracts | 3 | 3 |
| Percentage of Middle Income Tracts | 75.00% | 75.00% |
| Number of Upper Income Tracts | 0 | 0 |
| Percentage of Upper Income Tracts | 0.00% | 0.00% |
| Number of NA Income Tracts | 0 | 0 |
| Percentage of NA Income Tracts | 0.00% | 0.00% |

Kandiyohi, MINNESOTA

| Census Tract | 2021 | | 2022 | | Change in Tract Income Class from 2021 through 2022 |
|--------------|--------------------|----------------|--------------------|----------------|---|
| | Tract Income Class | Minority Tract | Tract Income Class | Minority Tract | |
| 27067780100 | UPPER | NO | MIDDLE | NO | UPPER to MIDDLE |
| 27067780200 | MIDDLE | NO | MIDDLE | NO | No Change |
| 27067780300 | MIDDLE | NO | UPPER | NO | MIDDLE to UPPER |
| 27067780400 | MIDDLE | NO | UPPER | NO | MIDDLE to UPPER |
| 27067780500 | MODERATE | NO | MODERATE | NO | No Change |
| 27067780600 | UPPER | NO | UPPER | NO | No Change |
| 27067780700 | MIDDLE | NO | MIDDLE | NO | No Change |
| 27067780800 | MIDDLE | NO | MODERATE | YES | MIDDLE to MODERATE |
| 27067781000 | MIDDLE | NO | MODERATE | NO | MIDDLE to MODERATE |
| 27067781100 | MIDDLE | NO | MIDDLE | NO | No Change |
| 27067781200 | MIDDLE | NO | MIDDLE | NO | No Change |

Kandiyohi, MINNESOTA

| Census Tract | 2021 | | 2022 | | Change in Tract Income Class from 2021 through 2022 |
|--------------|--------------------|----------------|--------------------|----------------|---|
| | Tract Income Class | Minority Tract | Tract Income Class | Minority Tract | |
| 27067770900 | MIDDLE | NO | MODERATE | NO | MIDDLE to MODERATE |



Kandiyohi, MINNESOTA

| Census Tract | 2021 | | 2022 | | Change in Tract Income Class from 2021 through 2022 |
|--------------|--------------------|----------------|--------------------|----------------|---|
| | Tract Income Class | Minority Tract | Tract Income Class | Minority Tract | |

| Summary Data: Kandiyohi | 2021 | 2022 |
|--------------------------------------|--------|--------|
| Number of Census Tracts | 12 | 12 |
| Number of Minority Tracts | 0 | 1 |
| Percentage of Minority Tracts | 0.00% | 8.33% |
| Number of Low Income Tracts | 0 | 0 |
| Percentage of Low Income Tracts | 0.00% | 0.00% |
| Number of Moderate Income Tracts | 1 | 4 |
| Percentage of Moderate Income Tracts | 8.33% | 33.33% |
| Number of Middle Income Tracts | 9 | 5 |
| Percentage of Middle Income Tracts | 75.00% | 41.67% |
| Number of Upper Income Tracts | 2 | 3 |
| Percentage of Upper Income Tracts | 16.67% | 25.00% |
| Number of NA Income Tracts | 0 | 0 |
| Percentage of NA Income Tracts | 0.00% | 0.00% |

Kittson, MINNESOTA

| Census Tract | 2021 | | 2022 | | Change in Tract Income Class from 2021 through 2022 |
|--------------|--------------------|----------------|--------------------|----------------|---|
| | Tract Income Class | Minority Tract | Tract Income Class | Minority Tract | |
| 27069090100 | MIDDLE | NO | MIDDLE | NO | No Change |
| 27069090200 | UPPER | NO | MIDDLE | NO | UPPER to MIDDLE |

Kittson, MINNESOTA

| Census Tract | 2021 | | 2022 | | Change in Tract Income Class from 2021 through 2022 |
|--------------|--------------------|----------------|--------------------|----------------|---|
| | Tract Income Class | Minority Tract | Tract Income Class | Minority Tract | |

| Summary Data: Kittson | 2021 | 2022 |
|--------------------------------------|--------|---------|
| Number of Census Tracts | 2 | 2 |
| Number of Minority Tracts | 0 | 0 |
| Percentage of Minority Tracts | 0.00% | 0.00% |
| Number of Low Income Tracts | 0 | 0 |
| Percentage of Low Income Tracts | 0.00% | 0.00% |
| Number of Moderate Income Tracts | 0 | 0 |
| Percentage of Moderate Income Tracts | 0.00% | 0.00% |
| Number of Middle Income Tracts | 1 | 2 |
| Percentage of Middle Income Tracts | 50.00% | 100.00% |
| Number of Upper Income Tracts | 1 | 0 |
| Percentage of Upper Income Tracts | 50.00% | 0.00% |
| Number of NA Income Tracts | 0 | 0 |
| Percentage of NA Income Tracts | 0.00% | 0.00% |

Koochiching, MINNESOTA

| Census Tract | 2021 | | 2022 | | Change in Tract Income Class from 2021 through 2022 |
|--------------|--------------------|----------------|--------------------|----------------|---|
| | Tract Income Class | Minority Tract | Tract Income Class | Minority Tract | |
| 27071790100 | MODERATE | NO | MODERATE | NO | No Change |
| 27071790200 | MIDDLE | NO | | | Not Applicable |
| 27071790201 | | | UPPER | NO | Not Applicable |



Koochiching, MINNESOTA

| Census Tract | 2021 | | 2022 | | Change in Tract Income Class from 2021 through 2022 |
|--------------|--------------------|----------------|--------------------|----------------|---|
| | Tract Income Class | Minority Tract | Tract Income Class | Minority Tract | |
| 27071790202 | | | MODERATE | NO | Not Applicable |
| 27071790300 | MIDDLE | NO | MIDDLE | NO | No Change |
| 27071790500 | MIDDLE | NO | MIDDLE | NO | No Change |

| Summary Data: Koochiching | 2021 | 2022 |
|--------------------------------------|--------|--------|
| Number of Census Tracts | 4 | 5 |
| Number of Minority Tracts | 0 | 0 |
| Percentage of Minority Tracts | 0.00% | 0.00% |
| Number of Low Income Tracts | 0 | 0 |
| Percentage of Low Income Tracts | 0.00% | 0.00% |
| Number of Moderate Income Tracts | 1 | 2 |
| Percentage of Moderate Income Tracts | 25.00% | 40.00% |
| Number of Middle Income Tracts | 3 | 2 |
| Percentage of Middle Income Tracts | 75.00% | 40.00% |
| Number of Upper Income Tracts | 0 | 1 |
| Percentage of Upper Income Tracts | 0.00% | 20.00% |
| Number of NA Income Tracts | 0 | 0 |
| Percentage of NA Income Tracts | 0.00% | 0.00% |

Lac qui Parle, MINNESOTA

| Census Tract | 2021 | | 2022 | | Change in Tract Income Class from 2021 through 2022 |
|--------------|--------------------|----------------|--------------------|----------------|---|
| | Tract Income Class | Minority Tract | Tract Income Class | Minority Tract | |

Lac qui Parle, MINNESOTA

| Census Tract | 2021 | | 2022 | | Change in Tract Income Class from 2021 through 2022 |
|--------------|--------------------|----------------|--------------------|----------------|---|
| | Tract Income Class | Minority Tract | Tract Income Class | Minority Tract | |
| 27073180100 | MIDDLE | NO | MIDDLE | NO | No Change |
| 27073180200 | MIDDLE | NO | MIDDLE | NO | No Change |
| 27073180300 | MIDDLE | NO | MIDDLE | NO | No Change |

| Summary Data: Lac qui Parle | 2021 | 2022 |
|--------------------------------------|---------|---------|
| Number of Census Tracts | 3 | 3 |
| Number of Minority Tracts | 0 | 0 |
| Percentage of Minority Tracts | 0.00% | 0.00% |
| Number of Low Income Tracts | 0 | 0 |
| Percentage of Low Income Tracts | 0.00% | 0.00% |
| Number of Moderate Income Tracts | 0 | 0 |
| Percentage of Moderate Income Tracts | 0.00% | 0.00% |
| Number of Middle Income Tracts | 3 | 3 |
| Percentage of Middle Income Tracts | 100.00% | 100.00% |
| Number of Upper Income Tracts | 0 | 0 |
| Percentage of Upper Income Tracts | 0.00% | 0.00% |
| Number of NA Income Tracts | 0 | 0 |
| Percentage of NA Income Tracts | 0.00% | 0.00% |

Lake, MINNESOTA

| Census Tract | 2021 | | 2022 | | Change in Tract Income Class from 2021 through 2022 |
|--------------|--------------------|----------------|--------------------|----------------|---|
| | Tract Income Class | Minority Tract | Tract Income Class | Minority Tract | |



Lake, MINNESOTA

| Census Tract | 2021 | | 2022 | | Change in Tract Income Class from 2021 through 2022 |
|--------------|--------------------|----------------|--------------------|----------------|---|
| | Tract Income Class | Minority Tract | Tract Income Class | Minority Tract | |
| 27075370100 | MIDDLE | NO | | | Not Applicable |
| 27075370101 | | | MIDDLE | NO | Not Applicable |
| 27075370102 | | | UPPER | NO | Not Applicable |
| 27075370300 | MIDDLE | NO | MIDDLE | NO | No Change |
| 27075370400 | MODERATE | NO | MODERATE | NO | No Change |
| 27075990100 | NA | NO | NA | NO | No Change |

| Summary Data: Lake | 2021 | 2022 |
|--------------------------------------|--------|--------|
| Number of Census Tracts | 4 | 5 |
| Number of Minority Tracts | 0 | 0 |
| Percentage of Minority Tracts | 0.00% | 0.00% |
| Number of Low Income Tracts | 0 | 0 |
| Percentage of Low Income Tracts | 0.00% | 0.00% |
| Number of Moderate Income Tracts | 1 | 1 |
| Percentage of Moderate Income Tracts | 25.00% | 20.00% |
| Number of Middle Income Tracts | 2 | 2 |
| Percentage of Middle Income Tracts | 50.00% | 40.00% |
| Number of Upper Income Tracts | 0 | 1 |
| Percentage of Upper Income Tracts | 0.00% | 20.00% |
| Number of NA Income Tracts | 1 | 1 |
| Percentage of NA Income Tracts | 25.00% | 20.00% |

Lake of the Woods, MINNESOTA

| Census Tract | 2021 | | 2022 | | Change in Tract Income Class from 2021 through 2022 |
|--------------|--------------------|----------------|--------------------|----------------|---|
| | Tract Income Class | Minority Tract | Tract Income Class | Minority Tract | |
| 27077460300 | MODERATE | NO | MODERATE | NO | No Change |
| 27077460400 | MIDDLE | NO | | | Not Applicable |
| 27077460401 | | | MIDDLE | NO | Not Applicable |
| 27077460402 | | | MIDDLE | NO | Not Applicable |

| Summary Data: Lake of the Woods | 2021 | 2022 |
|--------------------------------------|--------|--------|
| Number of Census Tracts | 2 | 3 |
| Number of Minority Tracts | 0 | 0 |
| Percentage of Minority Tracts | 0.00% | 0.00% |
| Number of Low Income Tracts | 0 | 0 |
| Percentage of Low Income Tracts | 0.00% | 0.00% |
| Number of Moderate Income Tracts | 1 | 1 |
| Percentage of Moderate Income Tracts | 50.00% | 33.33% |
| Number of Middle Income Tracts | 1 | 2 |
| Percentage of Middle Income Tracts | 50.00% | 66.67% |
| Number of Upper Income Tracts | 0 | 0 |
| Percentage of Upper Income Tracts | 0.00% | 0.00% |
| Number of NA Income Tracts | 0 | 0 |
| Percentage of NA Income Tracts | 0.00% | 0.00% |



Le Sueur, MINNESOTA

| Census Tract | 2021 | | 2022 | | Change in Tract Income Class from 2021 through 2022 |
|--------------|--------------------|----------------|--------------------|----------------|---|
| | Tract Income Class | Minority Tract | Tract Income Class | Minority Tract | |
| 27079950100 | MIDDLE | NO | | | Not Applicable |
| 27079950101 | | | MIDDLE | NO | Not Applicable |
| 27079950102 | | | MIDDLE | NO | Not Applicable |
| 27079950200 | MODERATE | NO | MODERATE | NO | No Change |
| 27079950300 | MODERATE | NO | MIDDLE | NO | MODERATE to MIDDLE |
| 27079950400 | MODERATE | NO | MIDDLE | NO | MODERATE to MIDDLE |
| 27079950500 | MODERATE | NO | MIDDLE | NO | MODERATE to MIDDLE |
| 27079950600 | MIDDLE | NO | MIDDLE | NO | No Change |

Le Sueur, MINNESOTA

| Census Tract | 2021 | | 2022 | | Change in Tract Income Class from 2021 through 2022 |
|--------------|--------------------|----------------|--------------------|----------------|---|
| | Tract Income Class | Minority Tract | Tract Income Class | Minority Tract | |

| Summary Data: Le Sueur | 2021 | 2022 |
|--------------------------------------|--------|--------|
| Number of Census Tracts | 6 | 7 |
| Number of Minority Tracts | 0 | 0 |
| Percentage of Minority Tracts | 0.00% | 0.00% |
| Number of Low Income Tracts | 0 | 0 |
| Percentage of Low Income Tracts | 0.00% | 0.00% |
| Number of Moderate Income Tracts | 4 | 1 |
| Percentage of Moderate Income Tracts | 66.67% | 14.29% |
| Number of Middle Income Tracts | 2 | 6 |
| Percentage of Middle Income Tracts | 33.33% | 85.71% |
| Number of Upper Income Tracts | 0 | 0 |
| Percentage of Upper Income Tracts | 0.00% | 0.00% |
| Number of NA Income Tracts | 0 | 0 |
| Percentage of NA Income Tracts | 0.00% | 0.00% |

Lincoln, MINNESOTA

| Census Tract | 2021 | | 2022 | | Change in Tract Income Class from 2021 through 2022 |
|--------------|--------------------|----------------|--------------------|----------------|---|
| | Tract Income Class | Minority Tract | Tract Income Class | Minority Tract | |
| 27081201001 | MIDDLE | NO | MIDDLE | NO | No Change |
| 27081201002 | MIDDLE | NO | MIDDLE | NO | No Change |



Lincoln, MINNESOTA

| Census Tract | 2021 | | 2022 | | Change in Tract Income Class from 2021 through 2022 |
|--------------|--------------------|----------------|--------------------|----------------|---|
| | Tract Income Class | Minority Tract | Tract Income Class | Minority Tract | |

| Summary Data: Lincoln | 2021 | 2022 |
|--------------------------------------|---------|---------|
| Number of Census Tracts | 2 | 2 |
| Number of Minority Tracts | 0 | 0 |
| Percentage of Minority Tracts | 0.00% | 0.00% |
| Number of Low Income Tracts | 0 | 0 |
| Percentage of Low Income Tracts | 0.00% | 0.00% |
| Number of Moderate Income Tracts | 0 | 0 |
| Percentage of Moderate Income Tracts | 0.00% | 0.00% |
| Number of Middle Income Tracts | 2 | 2 |
| Percentage of Middle Income Tracts | 100.00% | 100.00% |
| Number of Upper Income Tracts | 0 | 0 |
| Percentage of Upper Income Tracts | 0.00% | 0.00% |
| Number of NA Income Tracts | 0 | 0 |
| Percentage of NA Income Tracts | 0.00% | 0.00% |

Lyon, MINNESOTA

| Census Tract | 2021 | | 2022 | | Change in Tract Income Class from 2021 through 2022 |
|--------------|--------------------|----------------|--------------------|----------------|---|
| | Tract Income Class | Minority Tract | Tract Income Class | Minority Tract | |
| 27083360100 | MIDDLE | NO | MIDDLE | NO | No Change |
| 27083360200 | UPPER | NO | MIDDLE | NO | UPPER to MIDDLE |
| 27083360300 | UPPER | NO | MIDDLE | NO | UPPER to MIDDLE |

Lyon, MINNESOTA

| Census Tract | 2021 | | 2022 | | Change in Tract Income Class from 2021 through 2022 |
|--------------|--------------------|----------------|--------------------|----------------|---|
| | Tract Income Class | Minority Tract | Tract Income Class | Minority Tract | |
| 27083360400 | MIDDLE | NO | MIDDLE | NO | No Change |
| 27083360500 | MODERATE | NO | MODERATE | NO | No Change |
| 27083360600 | MIDDLE | NO | MIDDLE | NO | No Change |
| 27083360700 | MODERATE | NO | MIDDLE | NO | MODERATE to MIDDLE |

| Summary Data: Lyon | 2021 | 2022 |
|--------------------------------------|--------|--------|
| Number of Census Tracts | 7 | 7 |
| Number of Minority Tracts | 0 | 0 |
| Percentage of Minority Tracts | 0.00% | 0.00% |
| Number of Low Income Tracts | 0 | 0 |
| Percentage of Low Income Tracts | 0.00% | 0.00% |
| Number of Moderate Income Tracts | 2 | 1 |
| Percentage of Moderate Income Tracts | 28.57% | 14.29% |
| Number of Middle Income Tracts | 3 | 6 |
| Percentage of Middle Income Tracts | 42.86% | 85.71% |
| Number of Upper Income Tracts | 2 | 0 |
| Percentage of Upper Income Tracts | 28.57% | 0.00% |
| Number of NA Income Tracts | 0 | 0 |
| Percentage of NA Income Tracts | 0.00% | 0.00% |



Mahnomen, MINNESOTA

| Census Tract | 2021 | | 2022 | | Change in Tract Income Class from 2021 through 2022 |
|--------------|--------------------|----------------|--------------------|----------------|---|
| | Tract Income Class | Minority Tract | Tract Income Class | Minority Tract | |
| 27087940100 | MIDDLE | NO | MODERATE | YES | MIDDLE to MODERATE |
| 27087940300 | MODERATE | YES | MODERATE | YES | No Change |

| Summary Data: Mahnomen | 2021 | 2022 |
|--------------------------------------|--------|---------|
| Number of Census Tracts | 2 | 2 |
| Number of Minority Tracts | 1 | 2 |
| Percentage of Minority Tracts | 50.00% | 100.00% |
| Number of Low Income Tracts | 0 | 0 |
| Percentage of Low Income Tracts | 0.00% | 0.00% |
| Number of Moderate Income Tracts | 1 | 2 |
| Percentage of Moderate Income Tracts | 50.00% | 100.00% |
| Number of Middle Income Tracts | 1 | 0 |
| Percentage of Middle Income Tracts | 50.00% | 0.00% |
| Number of Upper Income Tracts | 0 | 0 |
| Percentage of Upper Income Tracts | 0.00% | 0.00% |
| Number of NA Income Tracts | 0 | 0 |
| Percentage of NA Income Tracts | 0.00% | 0.00% |

Marshall, MINNESOTA

| Census Tract | 2021 | | 2022 | | Change in Tract Income Class from 2021 through 2022 |
|--------------|--------------------|----------------|--------------------|----------------|---|
| | Tract Income Class | Minority Tract | Tract Income Class | Minority Tract | |
| 27089080100 | MIDDLE | NO | MIDDLE | NO | No Change |

Marshall, MINNESOTA

| Census Tract | 2021 | | 2022 | | Change in Tract Income Class from 2021 through 2022 |
|--------------|--------------------|----------------|--------------------|----------------|---|
| | Tract Income Class | Minority Tract | Tract Income Class | Minority Tract | |
| 27089080200 | MIDDLE | NO | MIDDLE | NO | No Change |
| 27089080300 | MIDDLE | NO | MIDDLE | NO | No Change |
| 27089080400 | MIDDLE | NO | MIDDLE | NO | No Change |

| Summary Data: Marshall | 2021 | 2022 |
|--------------------------------------|---------|---------|
| Number of Census Tracts | 4 | 4 |
| Number of Minority Tracts | 0 | 0 |
| Percentage of Minority Tracts | 0.00% | 0.00% |
| Number of Low Income Tracts | 0 | 0 |
| Percentage of Low Income Tracts | 0.00% | 0.00% |
| Number of Moderate Income Tracts | 0 | 0 |
| Percentage of Moderate Income Tracts | 0.00% | 0.00% |
| Number of Middle Income Tracts | 4 | 4 |
| Percentage of Middle Income Tracts | 100.00% | 100.00% |
| Number of Upper Income Tracts | 0 | 0 |
| Percentage of Upper Income Tracts | 0.00% | 0.00% |
| Number of NA Income Tracts | 0 | 0 |
| Percentage of NA Income Tracts | 0.00% | 0.00% |

Martin, MINNESOTA

| Census Tract | 2021 | | 2022 | | Change in Tract Income Class from 2021 through 2022 |
|--------------|--------------------|----------------|--------------------|----------------|---|
| | Tract Income Class | Minority Tract | Tract Income Class | Minority Tract | |



Martin, MINNESOTA

| Census Tract | 2021 | | 2022 | | Change in Tract Income Class from 2021 through 2022 |
|--------------|--------------------|----------------|--------------------|----------------|---|
| | Tract Income Class | Minority Tract | Tract Income Class | Minority Tract | |
| 27091790100 | MIDDLE | NO | MIDDLE | NO | No Change |
| 27091790200 | MIDDLE | NO | MIDDLE | NO | No Change |
| 27091790300 | MIDDLE | NO | MIDDLE | NO | No Change |
| 27091790400 | MIDDLE | NO | MIDDLE | NO | No Change |
| 27091790500 | MIDDLE | NO | | | Not Applicable |
| 27091790501 | | | UPPER | NO | Not Applicable |
| 27091790502 | | | MIDDLE | NO | Not Applicable |
| 27091790600 | MIDDLE | NO | MODERATE | NO | MIDDLE to MODERATE |

Martin, MINNESOTA

| Census Tract | 2021 | | 2022 | | Change in Tract Income Class from 2021 through 2022 |
|--------------|--------------------|----------------|--------------------|----------------|---|
| | Tract Income Class | Minority Tract | Tract Income Class | Minority Tract | |

| Summary Data: Martin | 2021 | 2022 |
|--------------------------------------|---------|--------|
| Number of Census Tracts | 6 | 7 |
| Number of Minority Tracts | 0 | 0 |
| Percentage of Minority Tracts | 0.00% | 0.00% |
| Number of Low Income Tracts | 0 | 0 |
| Percentage of Low Income Tracts | 0.00% | 0.00% |
| Number of Moderate Income Tracts | 0 | 1 |
| Percentage of Moderate Income Tracts | 0.00% | 14.29% |
| Number of Middle Income Tracts | 6 | 5 |
| Percentage of Middle Income Tracts | 100.00% | 71.43% |
| Number of Upper Income Tracts | 0 | 1 |
| Percentage of Upper Income Tracts | 0.00% | 14.29% |
| Number of NA Income Tracts | 0 | 0 |
| Percentage of NA Income Tracts | 0.00% | 0.00% |

McLeod, MINNESOTA

| Census Tract | 2021 | | 2022 | | Change in Tract Income Class from 2021 through 2022 |
|--------------|--------------------|----------------|--------------------|----------------|---|
| | Tract Income Class | Minority Tract | Tract Income Class | Minority Tract | |
| 27085950100 | MIDDLE | NO | MIDDLE | NO | No Change |
| 27085950200 | UPPER | NO | UPPER | NO | No Change |
| 27085950300 | MIDDLE | NO | | | Not Applicable |



McLeod, MINNESOTA

| Census Tract | 2021 | | 2022 | | Change in Tract Income Class from 2021 through 2022 |
|--------------|--------------------|----------------|--------------------|----------------|---|
| | Tract Income Class | Minority Tract | Tract Income Class | Minority Tract | |
| 27085950301 | | | MIDDLE | NO | Not Applicable |
| 27085950302 | | | UPPER | NO | Not Applicable |
| 27085950400 | MIDDLE | NO | | | Not Applicable |
| 27085950401 | | | MIDDLE | NO | Not Applicable |
| 27085950402 | | | MIDDLE | NO | Not Applicable |
| 27085950500 | MIDDLE | NO | MIDDLE | NO | No Change |
| 27085950600 | MIDDLE | NO | MIDDLE | NO | No Change |
| 27085950700 | MIDDLE | NO | MIDDLE | NO | No Change |

McLeod, MINNESOTA

| Census Tract | 2021 | | 2022 | | Change in Tract Income Class from 2021 through 2022 |
|--------------|--------------------|----------------|--------------------|----------------|---|
| | Tract Income Class | Minority Tract | Tract Income Class | Minority Tract | |

| Summary Data: McLeod | 2021 | 2022 |
|--------------------------------------|--------|--------|
| Number of Census Tracts | 7 | 9 |
| Number of Minority Tracts | 0 | 0 |
| Percentage of Minority Tracts | 0.00% | 0.00% |
| Number of Low Income Tracts | 0 | 0 |
| Percentage of Low Income Tracts | 0.00% | 0.00% |
| Number of Moderate Income Tracts | 0 | 0 |
| Percentage of Moderate Income Tracts | 0.00% | 0.00% |
| Number of Middle Income Tracts | 6 | 7 |
| Percentage of Middle Income Tracts | 85.71% | 77.78% |
| Number of Upper Income Tracts | 1 | 2 |
| Percentage of Upper Income Tracts | 14.29% | 22.22% |
| Number of NA Income Tracts | 0 | 0 |
| Percentage of NA Income Tracts | 0.00% | 0.00% |

Meeker, MINNESOTA

| Census Tract | 2021 | | 2022 | | Change in Tract Income Class from 2021 through 2022 |
|--------------|--------------------|----------------|--------------------|----------------|---|
| | Tract Income Class | Minority Tract | Tract Income Class | Minority Tract | |
| 27093560100 | MIDDLE | NO | MIDDLE | NO | No Change |
| 27093560200 | MIDDLE | NO | MIDDLE | NO | No Change |
| 27093560300 | MIDDLE | NO | MIDDLE | NO | No Change |



Meeker, MINNESOTA

| Census Tract | 2021 | | 2022 | | Change in Tract Income Class from 2021 through 2022 |
|--------------|--------------------|----------------|--------------------|----------------|---|
| | Tract Income Class | Minority Tract | Tract Income Class | Minority Tract | |
| 27093560400 | MIDDLE | NO | MIDDLE | NO | No Change |
| 27093560500 | MIDDLE | NO | MIDDLE | NO | No Change |
| 27093560600 | MIDDLE | NO | MIDDLE | NO | No Change |

| Summary Data: Meeker | 2021 | 2022 |
|--------------------------------------|---------|---------|
| Number of Census Tracts | 6 | 6 |
| Number of Minority Tracts | 0 | 0 |
| Percentage of Minority Tracts | 0.00% | 0.00% |
| Number of Low Income Tracts | 0 | 0 |
| Percentage of Low Income Tracts | 0.00% | 0.00% |
| Number of Moderate Income Tracts | 0 | 0 |
| Percentage of Moderate Income Tracts | 0.00% | 0.00% |
| Number of Middle Income Tracts | 6 | 6 |
| Percentage of Middle Income Tracts | 100.00% | 100.00% |
| Number of Upper Income Tracts | 0 | 0 |
| Percentage of Upper Income Tracts | 0.00% | 0.00% |
| Number of NA Income Tracts | 0 | 0 |
| Percentage of NA Income Tracts | 0.00% | 0.00% |

Mille Lacs, MINNESOTA

| Census Tract | 2021 | | 2022 | | Change in Tract Income Class from 2021 through 2022 |
|--------------|--------------------|----------------|--------------------|----------------|---|
| | Tract Income Class | Minority Tract | Tract Income Class | Minority Tract | |

Mille Lacs, MINNESOTA

| Census Tract | 2021 | | 2022 | | Change in Tract Income Class from 2021 through 2022 |
|--------------|--------------------|----------------|--------------------|----------------|---|
| | Tract Income Class | Minority Tract | Tract Income Class | Minority Tract | |
| 27095170400 | MODERATE | NO | MODERATE | NO | No Change |
| 27095170500 | MODERATE | NO | MODERATE | NO | No Change |
| 27095170600 | MIDDLE | NO | MIDDLE | NO | No Change |
| 27095170700 | MODERATE | NO | MODERATE | NO | No Change |
| 27095970100 | MODERATE | NO | MODERATE | NO | No Change |
| 27095970200 | MODERATE | NO | MODERATE | NO | No Change |
| 27095970300 | MODERATE | NO | MODERATE | NO | No Change |

| Summary Data: Mille Lacs | 2021 | 2022 |
|--------------------------------------|--------|--------|
| Number of Census Tracts | 7 | 7 |
| Number of Minority Tracts | 0 | 0 |
| Percentage of Minority Tracts | 0.00% | 0.00% |
| Number of Low Income Tracts | 0 | 0 |
| Percentage of Low Income Tracts | 0.00% | 0.00% |
| Number of Moderate Income Tracts | 6 | 6 |
| Percentage of Moderate Income Tracts | 85.71% | 85.71% |
| Number of Middle Income Tracts | 1 | 1 |
| Percentage of Middle Income Tracts | 14.29% | 14.29% |
| Number of Upper Income Tracts | 0 | 0 |
| Percentage of Upper Income Tracts | 0.00% | 0.00% |
| Number of NA Income Tracts | 0 | 0 |
| Percentage of NA Income Tracts | 0.00% | 0.00% |



Morrison, MINNESOTA

| Census Tract | 2021 | | 2022 | | Change in Tract Income Class from 2021 through 2022 |
|--------------|--------------------|----------------|--------------------|----------------|---|
| | Tract Income Class | Minority Tract | Tract Income Class | Minority Tract | |
| 27097780100 | MODERATE | NO | MIDDLE | NO | MODERATE to MIDDLE |
| 27097780200 | MIDDLE | NO | MIDDLE | NO | No Change |
| 27097780300 | MIDDLE | NO | UPPER | NO | MIDDLE to UPPER |
| 27097780400 | MIDDLE | NO | MIDDLE | NO | No Change |
| 27097780500 | MIDDLE | NO | MIDDLE | NO | No Change |
| 27097780600 | MIDDLE | NO | MODERATE | NO | MIDDLE to MODERATE |
| 27097780700 | MIDDLE | NO | MIDDLE | NO | No Change |
| 27097780800 | MIDDLE | NO | MIDDLE | NO | No Change |

Morrison, MINNESOTA

| Census Tract | 2021 | | 2022 | | Change in Tract Income Class from 2021 through 2022 |
|--------------|--------------------|----------------|--------------------|----------------|---|
| | Tract Income Class | Minority Tract | Tract Income Class | Minority Tract | |

| Summary Data: Morrison | 2021 | 2022 |
|--------------------------------------|--------|--------|
| Number of Census Tracts | 8 | 8 |
| Number of Minority Tracts | 0 | 0 |
| Percentage of Minority Tracts | 0.00% | 0.00% |
| Number of Low Income Tracts | 0 | 0 |
| Percentage of Low Income Tracts | 0.00% | 0.00% |
| Number of Moderate Income Tracts | 1 | 1 |
| Percentage of Moderate Income Tracts | 12.50% | 12.50% |
| Number of Middle Income Tracts | 7 | 6 |
| Percentage of Middle Income Tracts | 87.50% | 75.00% |
| Number of Upper Income Tracts | 0 | 1 |
| Percentage of Upper Income Tracts | 0.00% | 12.50% |
| Number of NA Income Tracts | 0 | 0 |
| Percentage of NA Income Tracts | 0.00% | 0.00% |

Mower, MINNESOTA

| Census Tract | 2021 | | 2022 | | Change in Tract Income Class from 2021 through 2022 |
|--------------|--------------------|----------------|--------------------|----------------|---|
| | Tract Income Class | Minority Tract | Tract Income Class | Minority Tract | |
| 27099000100 | MIDDLE | NO | MIDDLE | NO | No Change |
| 27099000200 | MIDDLE | NO | MIDDLE | NO | No Change |
| 27099000300 | MIDDLE | NO | MODERATE | NO | MIDDLE to MODERATE |



Mower, MINNESOTA

| Census Tract | 2021 | | 2022 | | Change in Tract Income Class from 2021 through 2022 |
|--------------|--------------------|----------------|--------------------|----------------|---|
| | Tract Income Class | Minority Tract | Tract Income Class | Minority Tract | |
| 27099000410 | MODERATE | NO | LOW | NO | MODERATE to LOW |
| 27099000600 | MIDDLE | NO | MIDDLE | NO | No Change |
| 27099000800 | MODERATE | NO | MIDDLE | NO | MODERATE to MIDDLE |
| 27099000900 | UPPER | NO | MIDDLE | NO | UPPER to MIDDLE |
| 27099001000 | MIDDLE | NO | MIDDLE | NO | No Change |
| 27099001200 | MIDDLE | NO | MIDDLE | NO | No Change |
| 27099001300 | MIDDLE | NO | MIDDLE | NO | No Change |
| 27099001400 | UPPER | NO | MIDDLE | NO | UPPER to MIDDLE |

Mower, MINNESOTA

| Census Tract | 2021 | | 2022 | | Change in Tract Income Class from 2021 through 2022 |
|--------------|--------------------|----------------|--------------------|----------------|---|
| | Tract Income Class | Minority Tract | Tract Income Class | Minority Tract | |

| Summary Data: Mower | 2021 | 2022 |
|--------------------------------------|--------|--------|
| Number of Census Tracts | 11 | 11 |
| Number of Minority Tracts | 0 | 0 |
| Percentage of Minority Tracts | 0.00% | 0.00% |
| Number of Low Income Tracts | 0 | 1 |
| Percentage of Low Income Tracts | 0.00% | 9.09% |
| Number of Moderate Income Tracts | 2 | 1 |
| Percentage of Moderate Income Tracts | 18.18% | 9.09% |
| Number of Middle Income Tracts | 7 | 9 |
| Percentage of Middle Income Tracts | 63.64% | 81.82% |
| Number of Upper Income Tracts | 2 | 0 |
| Percentage of Upper Income Tracts | 18.18% | 0.00% |
| Number of NA Income Tracts | 0 | 0 |
| Percentage of NA Income Tracts | 0.00% | 0.00% |

Murray, MINNESOTA

| Census Tract | 2021 | | 2022 | | Change in Tract Income Class from 2021 through 2022 |
|--------------|--------------------|----------------|--------------------|----------------|---|
| | Tract Income Class | Minority Tract | Tract Income Class | Minority Tract | |
| 27101900100 | MIDDLE | NO | MIDDLE | NO | No Change |
| 27101900200 | MIDDLE | NO | MIDDLE | NO | No Change |
| 27101900300 | MIDDLE | NO | MIDDLE | NO | No Change |



Murray, MINNESOTA

| Census Tract | 2021 | | 2022 | | Change in Tract Income Class from 2021 through 2022 |
|--------------|--------------------|----------------|--------------------|----------------|---|
| | Tract Income Class | Minority Tract | Tract Income Class | Minority Tract | |

| Summary Data: Murray | 2021 | 2022 |
|--------------------------------------|---------|---------|
| Number of Census Tracts | 3 | 3 |
| Number of Minority Tracts | 0 | 0 |
| Percentage of Minority Tracts | 0.00% | 0.00% |
| Number of Low Income Tracts | 0 | 0 |
| Percentage of Low Income Tracts | 0.00% | 0.00% |
| Number of Moderate Income Tracts | 0 | 0 |
| Percentage of Moderate Income Tracts | 0.00% | 0.00% |
| Number of Middle Income Tracts | 3 | 3 |
| Percentage of Middle Income Tracts | 100.00% | 100.00% |
| Number of Upper Income Tracts | 0 | 0 |
| Percentage of Upper Income Tracts | 0.00% | 0.00% |
| Number of NA Income Tracts | 0 | 0 |
| Percentage of NA Income Tracts | 0.00% | 0.00% |

Nicollet, MINNESOTA

| Census Tract | 2021 | | 2022 | | Change in Tract Income Class from 2021 through 2022 |
|--------------|--------------------|----------------|--------------------|----------------|---|
| | Tract Income Class | Minority Tract | Tract Income Class | Minority Tract | |
| 27103480100 | MIDDLE | NO | MIDDLE | NO | No Change |
| 27103480200 | MIDDLE | NO | MIDDLE | NO | No Change |
| 27103480300 | MIDDLE | NO | MODERATE | NO | MIDDLE to MODERATE |

Nicollet, MINNESOTA

| Census Tract | 2021 | | 2022 | | Change in Tract Income Class from 2021 through 2022 |
|--------------|--------------------|----------------|--------------------|----------------|---|
| | Tract Income Class | Minority Tract | Tract Income Class | Minority Tract | |
| 27103480400 | MIDDLE | NO | MIDDLE | NO | No Change |
| 27103480501 | MIDDLE | NO | UPPER | NO | MIDDLE to UPPER |
| 27103480502 | MIDDLE | NO | UPPER | NO | MIDDLE to UPPER |
| 27103480600 | MIDDLE | NO | MIDDLE | NO | No Change |

| Summary Data: Nicollet | 2021 | 2022 |
|--------------------------------------|---------|--------|
| Number of Census Tracts | 7 | 7 |
| Number of Minority Tracts | 0 | 0 |
| Percentage of Minority Tracts | 0.00% | 0.00% |
| Number of Low Income Tracts | 0 | 0 |
| Percentage of Low Income Tracts | 0.00% | 0.00% |
| Number of Moderate Income Tracts | 0 | 1 |
| Percentage of Moderate Income Tracts | 0.00% | 14.29% |
| Number of Middle Income Tracts | 7 | 4 |
| Percentage of Middle Income Tracts | 100.00% | 57.14% |
| Number of Upper Income Tracts | 0 | 2 |
| Percentage of Upper Income Tracts | 0.00% | 28.57% |
| Number of NA Income Tracts | 0 | 0 |
| Percentage of NA Income Tracts | 0.00% | 0.00% |



Nobles, MINNESOTA

| Census Tract | 2021 | | 2022 | | Change in Tract Income Class from 2021 through 2022 |
|--------------|--------------------|----------------|--------------------|----------------|---|
| | Tract Income Class | Minority Tract | Tract Income Class | Minority Tract | |
| 27105105100 | MIDDLE | NO | MIDDLE | NO | No Change |
| 27105105200 | MIDDLE | NO | MIDDLE | NO | No Change |
| 27105105300 | MIDDLE | NO | MIDDLE | NO | No Change |
| 27105105400 | MODERATE | YES | MODERATE | YES | No Change |
| 27105105500 | MIDDLE | YES | MODERATE | YES | MIDDLE to MODERATE |
| 27105105600 | MIDDLE | NO | MIDDLE | NO | No Change |

| Summary Data: Nobles | 2021 | 2022 |
|--------------------------------------|--------|--------|
| Number of Census Tracts | 6 | 6 |
| Number of Minority Tracts | 2 | 2 |
| Percentage of Minority Tracts | 33.33% | 33.33% |
| Number of Low Income Tracts | 0 | 0 |
| Percentage of Low Income Tracts | 0.00% | 0.00% |
| Number of Moderate Income Tracts | 1 | 2 |
| Percentage of Moderate Income Tracts | 16.67% | 33.33% |
| Number of Middle Income Tracts | 5 | 4 |
| Percentage of Middle Income Tracts | 83.33% | 66.67% |
| Number of Upper Income Tracts | 0 | 0 |
| Percentage of Upper Income Tracts | 0.00% | 0.00% |
| Number of NA Income Tracts | 0 | 0 |
| Percentage of NA Income Tracts | 0.00% | 0.00% |

Norman, MINNESOTA

| Census Tract | 2021 | | 2022 | | Change in Tract Income Class from 2021 through 2022 |
|--------------|--------------------|----------------|--------------------|----------------|---|
| | Tract Income Class | Minority Tract | Tract Income Class | Minority Tract | |
| 27107960100 | MIDDLE | NO | MIDDLE | NO | No Change |
| 27107960200 | MIDDLE | NO | MIDDLE | NO | No Change |
| 27107960300 | MIDDLE | NO | MIDDLE | NO | No Change |

| Summary Data: Norman | 2021 | 2022 |
|--------------------------------------|---------|---------|
| Number of Census Tracts | 3 | 3 |
| Number of Minority Tracts | 0 | 0 |
| Percentage of Minority Tracts | 0.00% | 0.00% |
| Number of Low Income Tracts | 0 | 0 |
| Percentage of Low Income Tracts | 0.00% | 0.00% |
| Number of Moderate Income Tracts | 0 | 0 |
| Percentage of Moderate Income Tracts | 0.00% | 0.00% |
| Number of Middle Income Tracts | 3 | 3 |
| Percentage of Middle Income Tracts | 100.00% | 100.00% |
| Number of Upper Income Tracts | 0 | 0 |
| Percentage of Upper Income Tracts | 0.00% | 0.00% |
| Number of NA Income Tracts | 0 | 0 |
| Percentage of NA Income Tracts | 0.00% | 0.00% |

Olmsted, MINNESOTA

| Census Tract | 2021 | | 2022 | | Change in Tract Income Class from 2021 through 2022 |
|--------------|--------------------|----------------|--------------------|----------------|---|
| | Tract Income Class | Minority Tract | Tract Income Class | Minority Tract | |



Olmsted, MINNESOTA

| Census Tract | 2021 | | 2022 | | Change in Tract Income Class from 2021 through 2022 |
|--------------|--------------------|----------------|--------------------|----------------|---|
| | Tract Income Class | Minority Tract | Tract Income Class | Minority Tract | |
| 27109000100 | MIDDLE | NO | MODERATE | NO | MIDDLE to MODERATE |
| 27109000200 | MODERATE | NO | LOW | NO | MODERATE to LOW |
| 27109000300 | MODERATE | NO | MODERATE | NO | No Change |
| 27109000400 | UPPER | NO | UPPER | NO | No Change |
| 27109000500 | MODERATE | NO | MODERATE | NO | No Change |
| 27109000600 | MODERATE | NO | MIDDLE | NO | MODERATE to MIDDLE |
| 27109000901 | MODERATE | NO | MIDDLE | NO | MODERATE to MIDDLE |
| 27109000902 | MIDDLE | NO | MIDDLE | NO | No Change |
| 27109000903 | MIDDLE | NO | MIDDLE | NO | No Change |
| 27109001000 | MIDDLE | NO | MODERATE | NO | MIDDLE to MODERATE |
| 27109001100 | MIDDLE | NO | MIDDLE | NO | No Change |
| 27109001201 | UPPER | NO | UPPER | NO | No Change |
| 27109001202 | UPPER | NO | MIDDLE | NO | UPPER to MIDDLE |
| 27109001203 | UPPER | NO | UPPER | NO | No Change |
| 27109001301 | MIDDLE | NO | UPPER | NO | MIDDLE to UPPER |
| 27109001302 | MIDDLE | NO | MIDDLE | NO | No Change |
| 27109001401 | MODERATE | NO | MODERATE | NO | No Change |
| 27109001402 | UPPER | NO | | | Not Applicable |
| 27109001403 | | | UPPER | NO | Not Applicable |
| 27109001404 | | | UPPER | NO | Not Applicable |
| 27109001501 | MIDDLE | NO | MIDDLE | NO | No Change |
| 27109001502 | MIDDLE | NO | MIDDLE | NO | No Change |
| 27109001503 | UPPER | NO | MIDDLE | NO | UPPER to MIDDLE |
| 27109001601 | MIDDLE | NO | MIDDLE | NO | No Change |
| 27109001602 | UPPER | NO | UPPER | NO | No Change |
| 27109001603 | UPPER | NO | UPPER | NO | No Change |
| 27109001701 | MODERATE | NO | LOW | NO | MODERATE to LOW |

Olmsted, MINNESOTA

| Census Tract | 2021 | | 2022 | | Change in Tract Income Class from 2021 through 2022 |
|--------------|--------------------|----------------|--------------------|----------------|---|
| | Tract Income Class | Minority Tract | Tract Income Class | Minority Tract | |
| 27109001702 | MODERATE | NO | MODERATE | NO | No Change |
| 27109001703 | UPPER | NO | UPPER | NO | No Change |
| 27109001800 | MIDDLE | NO | UPPER | NO | MIDDLE to UPPER |
| 27109001900 | UPPER | NO | | | Not Applicable |
| 27109001901 | | | MIDDLE | NO | Not Applicable |
| 27109001902 | | | UPPER | NO | Not Applicable |
| 27109002000 | MIDDLE | NO | MIDDLE | NO | No Change |
| 27109002100 | MIDDLE | NO | MIDDLE | NO | No Change |
| 27109002200 | MIDDLE | NO | MIDDLE | NO | No Change |
| 27109002300 | UPPER | NO | UPPER | NO | No Change |



Olmsted, MINNESOTA

| Census Tract | 2021 | | 2022 | | Change in Tract Income Class from 2021 through 2022 |
|--------------|--------------------|----------------|--------------------|----------------|---|
| | Tract Income Class | Minority Tract | Tract Income Class | Minority Tract | |

| Summary Data: Olmsted | 2021 | 2022 |
|--------------------------------------|--------|--------|
| Number of Census Tracts | 33 | 35 |
| Number of Minority Tracts | 0 | 0 |
| Percentage of Minority Tracts | 0.00% | 0.00% |
| Number of Low Income Tracts | 0 | 2 |
| Percentage of Low Income Tracts | 0.00% | 5.71% |
| Number of Moderate Income Tracts | 8 | 6 |
| Percentage of Moderate Income Tracts | 24.24% | 17.14% |
| Number of Middle Income Tracts | 14 | 15 |
| Percentage of Middle Income Tracts | 42.42% | 42.86% |
| Number of Upper Income Tracts | 11 | 12 |
| Percentage of Upper Income Tracts | 33.33% | 34.29% |
| Number of NA Income Tracts | 0 | 0 |
| Percentage of NA Income Tracts | 0.00% | 0.00% |

Otter Tail, MINNESOTA

| Census Tract | 2021 | | 2022 | | Change in Tract Income Class from 2021 through 2022 |
|--------------|--------------------|----------------|--------------------|----------------|---|
| | Tract Income Class | Minority Tract | Tract Income Class | Minority Tract | |
| 27111960400 | MIDDLE | NO | MIDDLE | NO | No Change |
| 27111960500 | MIDDLE | NO | MIDDLE | NO | No Change |
| 27111960600 | MIDDLE | NO | MIDDLE | NO | No Change |
| 27111960700 | MIDDLE | NO | MIDDLE | NO | No Change |
| 27111960800 | UPPER | NO | MIDDLE | NO | UPPER to MIDDLE |
| 27111960900 | MIDDLE | NO | MODERATE | NO | MIDDLE to MODERATE |
| 27111961000 | MIDDLE | NO | MIDDLE | NO | No Change |
| 27111961100 | MIDDLE | NO | MIDDLE | NO | No Change |
| 27111961200 | MIDDLE | NO | MIDDLE | NO | No Change |
| 27111961300 | MIDDLE | NO | MIDDLE | NO | No Change |
| 27111961400 | MIDDLE | NO | MIDDLE | NO | No Change |
| 27111961500 | MODERATE | NO | MIDDLE | NO | MODERATE to MIDDLE |
| 27111961600 | MIDDLE | NO | MIDDLE | NO | No Change |
| 27111961700 | UPPER | NO | UPPER | NO | No Change |

Otter Tail, MINNESOTA

| Census Tract | 2021 | | 2022 | | Change in Tract Income Class from 2021 through 2022 |
|--------------|--------------------|----------------|--------------------|----------------|---|
| | Tract Income Class | Minority Tract | Tract Income Class | Minority Tract | |
| 27111960102 | MIDDLE | NO | MIDDLE | NO | No Change |
| 27111960103 | MIDDLE | NO | MIDDLE | NO | No Change |
| 27111960300 | MIDDLE | NO | MIDDLE | NO | No Change |



Otter Tail, MINNESOTA

| Census Tract | 2021 | | 2022 | | Change in Tract Income Class from 2021 through 2022 |
|--------------|--------------------|----------------|--------------------|----------------|---|
| | Tract Income Class | Minority Tract | Tract Income Class | Minority Tract | |

| Summary Data: Otter Tail | 2021 | 2022 |
|--------------------------------------|--------|--------|
| Number of Census Tracts | 17 | 17 |
| Number of Minority Tracts | 0 | 0 |
| Percentage of Minority Tracts | 0.00% | 0.00% |
| Number of Low Income Tracts | 0 | 0 |
| Percentage of Low Income Tracts | 0.00% | 0.00% |
| Number of Moderate Income Tracts | 1 | 1 |
| Percentage of Moderate Income Tracts | 5.88% | 5.88% |
| Number of Middle Income Tracts | 14 | 15 |
| Percentage of Middle Income Tracts | 82.35% | 88.24% |
| Number of Upper Income Tracts | 2 | 1 |
| Percentage of Upper Income Tracts | 11.76% | 5.88% |
| Number of NA Income Tracts | 0 | 0 |
| Percentage of NA Income Tracts | 0.00% | 0.00% |

Pennington, MINNESOTA

| Census Tract | 2021 | | 2022 | | Change in Tract Income Class from 2021 through 2022 |
|--------------|--------------------|----------------|--------------------|----------------|---|
| | Tract Income Class | Minority Tract | Tract Income Class | Minority Tract | |
| 27113090100 | MIDDLE | NO | MIDDLE | NO | No Change |
| 27113090200 | MODERATE | NO | MIDDLE | NO | MODERATE to MIDDLE |
| 27113090300 | UPPER | NO | UPPER | NO | No Change |

Pennington, MINNESOTA

| Census Tract | 2021 | | 2022 | | Change in Tract Income Class from 2021 through 2022 |
|--------------|--------------------|----------------|--------------------|----------------|---|
| | Tract Income Class | Minority Tract | Tract Income Class | Minority Tract | |
| 27113090400 | MIDDLE | NO | MIDDLE | NO | No Change |
| 27113090500 | MIDDLE | NO | MIDDLE | NO | No Change |

| Summary Data: Pennington | 2021 | 2022 |
|--------------------------------------|--------|--------|
| Number of Census Tracts | 5 | 5 |
| Number of Minority Tracts | 0 | 0 |
| Percentage of Minority Tracts | 0.00% | 0.00% |
| Number of Low Income Tracts | 0 | 0 |
| Percentage of Low Income Tracts | 0.00% | 0.00% |
| Number of Moderate Income Tracts | 1 | 0 |
| Percentage of Moderate Income Tracts | 20.00% | 0.00% |
| Number of Middle Income Tracts | 3 | 4 |
| Percentage of Middle Income Tracts | 60.00% | 80.00% |
| Number of Upper Income Tracts | 1 | 1 |
| Percentage of Upper Income Tracts | 20.00% | 20.00% |
| Number of NA Income Tracts | 0 | 0 |
| Percentage of NA Income Tracts | 0.00% | 0.00% |

Pine, MINNESOTA

| Census Tract | 2021 | | 2022 | | Change in Tract Income Class from 2021 through 2022 |
|--------------|--------------------|----------------|--------------------|----------------|---|
| | Tract Income Class | Minority Tract | Tract Income Class | Minority Tract | |
| 27115950100 | MIDDLE | NO | MIDDLE | NO | No Change |



Pine, MINNESOTA

| Census Tract | 2021 | | 2022 | | Change in Tract Income Class from 2021 through 2022 |
|--------------|--------------------|----------------|--------------------|----------------|---|
| | Tract Income Class | Minority Tract | Tract Income Class | Minority Tract | |
| 27115950200 | MIDDLE | NO | MIDDLE | NO | No Change |
| 27115950300 | MIDDLE | NO | MODERATE | NO | MIDDLE to MODERATE |
| 27115950400 | MODERATE | NO | | | Not Applicable |
| 27115950401 | | | MODERATE | NO | Not Applicable |
| 27115950402 | | | MIDDLE | NO | Not Applicable |
| 27115950500 | MODERATE | NO | MODERATE | NO | No Change |
| 27115950600 | MIDDLE | NO | MIDDLE | NO | No Change |
| 27115950700 | MODERATE | NO | MIDDLE | NO | MODERATE to MIDDLE |
| 27115950800 | MIDDLE | NO | MIDDLE | NO | No Change |

Pine, MINNESOTA

| Census Tract | 2021 | | 2022 | | Change in Tract Income Class from 2021 through 2022 |
|--------------|--------------------|----------------|--------------------|----------------|---|
| | Tract Income Class | Minority Tract | Tract Income Class | Minority Tract | |

| Summary Data: Pine | 2021 | 2022 |
|--------------------------------------|--------|--------|
| Number of Census Tracts | 8 | 9 |
| Number of Minority Tracts | 0 | 0 |
| Percentage of Minority Tracts | 0.00% | 0.00% |
| Number of Low Income Tracts | 0 | 0 |
| Percentage of Low Income Tracts | 0.00% | 0.00% |
| Number of Moderate Income Tracts | 3 | 3 |
| Percentage of Moderate Income Tracts | 37.50% | 33.33% |
| Number of Middle Income Tracts | 5 | 6 |
| Percentage of Middle Income Tracts | 62.50% | 66.67% |
| Number of Upper Income Tracts | 0 | 0 |
| Percentage of Upper Income Tracts | 0.00% | 0.00% |
| Number of NA Income Tracts | 0 | 0 |
| Percentage of NA Income Tracts | 0.00% | 0.00% |

Pipestone, MINNESOTA

| Census Tract | 2021 | | 2022 | | Change in Tract Income Class from 2021 through 2022 |
|--------------|--------------------|----------------|--------------------|----------------|---|
| | Tract Income Class | Minority Tract | Tract Income Class | Minority Tract | |
| 27117460100 | MIDDLE | NO | MIDDLE | NO | No Change |
| 27117460200 | MODERATE | NO | MIDDLE | NO | MODERATE to MIDDLE |
| 27117460300 | MIDDLE | NO | MODERATE | NO | MIDDLE to MODERATE |



Pipestone, MINNESOTA

| Census Tract | 2021 | | 2022 | | Change in Tract Income Class from 2021 through 2022 |
|--------------|--------------------|----------------|--------------------|----------------|---|
| | Tract Income Class | Minority Tract | Tract Income Class | Minority Tract | |
| 27117460400 | MIDDLE | NO | MIDDLE | NO | No Change |
| 27117460500 | MIDDLE | NO | MIDDLE | NO | No Change |

| Summary Data: Pipestone | 2021 | 2022 |
|--------------------------------------|--------|--------|
| Number of Census Tracts | 5 | 5 |
| Number of Minority Tracts | 0 | 0 |
| Percentage of Minority Tracts | 0.00% | 0.00% |
| Number of Low Income Tracts | 0 | 0 |
| Percentage of Low Income Tracts | 0.00% | 0.00% |
| Number of Moderate Income Tracts | 1 | 1 |
| Percentage of Moderate Income Tracts | 20.00% | 20.00% |
| Number of Middle Income Tracts | 4 | 4 |
| Percentage of Middle Income Tracts | 80.00% | 80.00% |
| Number of Upper Income Tracts | 0 | 0 |
| Percentage of Upper Income Tracts | 0.00% | 0.00% |
| Number of NA Income Tracts | 0 | 0 |
| Percentage of NA Income Tracts | 0.00% | 0.00% |

Polk, MINNESOTA

| Census Tract | 2021 | | 2022 | | Change in Tract Income Class from 2021 through 2022 |
|--------------|--------------------|----------------|--------------------|----------------|---|
| | Tract Income Class | Minority Tract | Tract Income Class | Minority Tract | |
| 27119020200 | MIDDLE | NO | MIDDLE | NO | No Change |
| 27119020300 | UPPER | NO | UPPER | NO | No Change |
| 27119020400 | MIDDLE | NO | MIDDLE | NO | No Change |
| 27119020500 | MIDDLE | NO | MIDDLE | NO | No Change |
| 27119020600 | MIDDLE | NO | MIDDLE | NO | No Change |
| 27119020700 | MODERATE | NO | MIDDLE | NO | MODERATE to MIDDLE |
| 27119020800 | MIDDLE | NO | MIDDLE | NO | No Change |
| 27119020900 | MIDDLE | NO | MIDDLE | NO | No Change |
| 27119021000 | MODERATE | NO | MIDDLE | NO | MODERATE to MIDDLE |

Polk, MINNESOTA

| Census Tract | 2021 | | 2022 | | Change in Tract Income Class from 2021 through 2022 |
|--------------|--------------------|----------------|--------------------|----------------|---|
| | Tract Income Class | Minority Tract | Tract Income Class | Minority Tract | |
| 27119020100 | MIDDLE | NO | MIDDLE | NO | No Change |



Polk, MINNESOTA

| Census Tract | 2021 | | 2022 | | Change in Tract Income Class from 2021 through 2022 |
|--------------|--------------------|----------------|--------------------|----------------|---|
| | Tract Income Class | Minority Tract | Tract Income Class | Minority Tract | |

| Summary Data: Polk | 2021 | 2022 |
|--------------------------------------|--------|--------|
| Number of Census Tracts | 10 | 10 |
| Number of Minority Tracts | 0 | 0 |
| Percentage of Minority Tracts | 0.00% | 0.00% |
| Number of Low Income Tracts | 0 | 0 |
| Percentage of Low Income Tracts | 0.00% | 0.00% |
| Number of Moderate Income Tracts | 2 | 0 |
| Percentage of Moderate Income Tracts | 20.00% | 0.00% |
| Number of Middle Income Tracts | 7 | 9 |
| Percentage of Middle Income Tracts | 70.00% | 90.00% |
| Number of Upper Income Tracts | 1 | 1 |
| Percentage of Upper Income Tracts | 10.00% | 10.00% |
| Number of NA Income Tracts | 0 | 0 |
| Percentage of NA Income Tracts | 0.00% | 0.00% |

Pope, MINNESOTA

| Census Tract | 2021 | | 2022 | | Change in Tract Income Class from 2021 through 2022 |
|--------------|--------------------|----------------|--------------------|----------------|---|
| | Tract Income Class | Minority Tract | Tract Income Class | Minority Tract | |
| 27121970100 | MIDDLE | NO | MIDDLE | NO | No Change |
| 27121970200 | MIDDLE | NO | MIDDLE | NO | No Change |
| 27121970300 | MIDDLE | NO | MIDDLE | NO | No Change |

Pope, MINNESOTA

| Census Tract | 2021 | | 2022 | | Change in Tract Income Class from 2021 through 2022 |
|--------------|--------------------|----------------|--------------------|----------------|---|
| | Tract Income Class | Minority Tract | Tract Income Class | Minority Tract | |
| 27121970400 | MIDDLE | NO | MIDDLE | NO | No Change |

| Summary Data: Pope | 2021 | 2022 |
|--------------------------------------|---------|---------|
| Number of Census Tracts | 4 | 4 |
| Number of Minority Tracts | 0 | 0 |
| Percentage of Minority Tracts | 0.00% | 0.00% |
| Number of Low Income Tracts | 0 | 0 |
| Percentage of Low Income Tracts | 0.00% | 0.00% |
| Number of Moderate Income Tracts | 0 | 0 |
| Percentage of Moderate Income Tracts | 0.00% | 0.00% |
| Number of Middle Income Tracts | 4 | 4 |
| Percentage of Middle Income Tracts | 100.00% | 100.00% |
| Number of Upper Income Tracts | 0 | 0 |
| Percentage of Upper Income Tracts | 0.00% | 0.00% |
| Number of NA Income Tracts | 0 | 0 |
| Percentage of NA Income Tracts | 0.00% | 0.00% |

Ramsey, MINNESOTA

| Census Tract | 2021 | | 2022 | | Change in Tract Income Class from 2021 through 2022 |
|--------------|--------------------|----------------|--------------------|----------------|---|
| | Tract Income Class | Minority Tract | Tract Income Class | Minority Tract | |
| 27123030100 | UPPER | NO | MIDDLE | NO | UPPER to MIDDLE |
| 27123030201 | UPPER | NO | MIDDLE | NO | UPPER to MIDDLE |



GeoDataVision Report D-1 Census Tract Reference Book 2021/2022: MINNESOTA

Ramsey, MINNESOTA

| Census Tract | 2021 | | 2022 | | Change in Tract Income Class from 2021 through 2022 |
|--------------|--------------------|----------------|--------------------|----------------|---|
| | Tract Income Class | Minority Tract | Tract Income Class | Minority Tract | |
| 27123030202 | MODERATE | NO | MIDDLE | NO | MODERATE to MIDDLE |
| 27123030300 | UPPER | NO | MIDDLE | NO | UPPER to MIDDLE |
| 27123030400 | LOW | YES | LOW | YES | No Change |
| 27123030500 | LOW | YES | LOW | YES | No Change |
| 27123030601 | LOW | YES | LOW | YES | No Change |
| 27123030602 | MIDDLE | NO | MODERATE | YES | MIDDLE to MODERATE |
| 27123030702 | MIDDLE | NO | MODERATE | YES | MIDDLE to MODERATE |
| 27123030703 | MODERATE | YES | MODERATE | YES | No Change |
| 27123030704 | MODERATE | YES | LOW | YES | MODERATE to LOW |
| 27123030800 | MODERATE | YES | MODERATE | YES | No Change |
| 27123030900 | MODERATE | YES | MODERATE | YES | No Change |
| 27123031000 | MODERATE | YES | MODERATE | YES | No Change |
| 27123031100 | MODERATE | NO | MODERATE | YES | No Change |
| 27123031200 | MIDDLE | NO | MIDDLE | NO | No Change |
| 27123031300 | LOW | YES | LOW | YES | No Change |
| 27123031400 | LOW | YES | LOW | YES | No Change |
| 27123031500 | LOW | YES | LOW | YES | No Change |
| 27123031600 | LOW | YES | LOW | YES | No Change |
| 27123031701 | MODERATE | YES | MODERATE | YES | No Change |
| 27123031702 | LOW | YES | LOW | YES | No Change |
| 27123031801 | MODERATE | YES | LOW | YES | MODERATE to LOW |
| 27123031802 | MODERATE | NO | MODERATE | YES | No Change |
| 27123031900 | MODERATE | NO | UPPER | NO | MODERATE to UPPER |
| 27123032000 | MODERATE | NO | MIDDLE | NO | MODERATE to MIDDLE |
| 27123032100 | MIDDLE | NO | MIDDLE | NO | No Change |
| 27123032200 | MIDDLE | NO | MIDDLE | NO | No Change |
| 27123032300 | MIDDLE | NO | MODERATE | NO | MIDDLE to MODERATE |

Ramsey, MINNESOTA

| Census Tract | 2021 | | 2022 | | Change in Tract Income Class from 2021 through 2022 |
|--------------|--------------------|----------------|--------------------|----------------|---|
| | Tract Income Class | Minority Tract | Tract Income Class | Minority Tract | |
| 27123032400 | MODERATE | YES | LOW | YES | MODERATE to LOW |
| 27123032500 | LOW | YES | LOW | YES | No Change |
| 27123032600 | LOW | YES | MODERATE | YES | LOW to MODERATE |
| 27123032700 | LOW | YES | LOW | YES | No Change |
| 27123033000 | LOW | YES | MODERATE | YES | LOW to MODERATE |
| 27123033100 | LOW | YES | LOW | YES | No Change |
| 27123033200 | MIDDLE | NO | MIDDLE | NO | No Change |
| 27123033300 | MIDDLE | NO | MIDDLE | NO | No Change |
| 27123033400 | LOW | YES | LOW | YES | No Change |
| 27123033500 | MODERATE | YES | LOW | YES | MODERATE to LOW |
| 27123033600 | LOW | YES | LOW | YES | No Change |
| 27123033700 | LOW | YES | LOW | YES | No Change |
| 27123033800 | LOW | YES | MODERATE | YES | LOW to MODERATE |
| 27123033900 | MODERATE | YES | MODERATE | YES | No Change |
| 27123034000 | MODERATE | NO | MODERATE | NO | No Change |
| 27123034201 | MODERATE | NO | MIDDLE | NO | MODERATE to MIDDLE |
| 27123034202 | MIDDLE | NO | | | Not Applicable |
| 27123034203 | | | UPPER | NO | Not Applicable |
| 27123034204 | | | MIDDLE | NO | Not Applicable |
| 27123034400 | LOW | YES | MODERATE | YES | LOW to MODERATE |
| 27123034500 | MODERATE | YES | MODERATE | YES | No Change |
| 27123034601 | MODERATE | YES | MODERATE | YES | No Change |
| 27123034602 | LOW | YES | MODERATE | YES | LOW to MODERATE |
| 27123034701 | MODERATE | YES | MODERATE | YES | No Change |
| 27123034702 | MODERATE | YES | MODERATE | YES | No Change |
| 27123034900 | UPPER | NO | UPPER | NO | No Change |
| 27123035000 | MIDDLE | NO | UPPER | NO | MIDDLE to UPPER |



Tracts with empty cells are new or discontinued tracts

GeoDataVision Report D-1 Census Tract Reference Book 2021/2022: MINNESOTA

Ramsey, MINNESOTA

| Census Tract | 2021 | | 2022 | | Change in Tract Income Class from 2021 through 2022 |
|--------------|--------------------|----------------|--------------------|----------------|---|
| | Tract Income Class | Minority Tract | Tract Income Class | Minority Tract | |
| 27123035100 | UPPER | NO | UPPER | NO | No Change |
| 27123035200 | MIDDLE | NO | UPPER | NO | MIDDLE to UPPER |
| 27123035300 | UPPER | NO | UPPER | NO | No Change |
| 27123035500 | UPPER | NO | MIDDLE | NO | UPPER to MIDDLE |
| 27123035700 | UPPER | NO | UPPER | NO | No Change |
| 27123035800 | UPPER | NO | UPPER | NO | No Change |
| 27123035900 | LOW | NO | MIDDLE | NO | LOW to MIDDLE |
| 27123036000 | MIDDLE | NO | UPPER | NO | MIDDLE to UPPER |
| 27123036100 | LOW | YES | MODERATE | YES | LOW to MODERATE |
| 27123036300 | UPPER | NO | UPPER | NO | No Change |
| 27123036400 | UPPER | NO | UPPER | NO | No Change |
| 27123036500 | MIDDLE | NO | UPPER | NO | MIDDLE to UPPER |
| 27123036600 | UPPER | NO | UPPER | NO | No Change |
| 27123036700 | MIDDLE | NO | MODERATE | NO | MIDDLE to MODERATE |
| 27123036800 | MODERATE | NO | MODERATE | NO | No Change |
| 27123036900 | MODERATE | NO | LOW | NO | MODERATE to LOW |
| 27123037000 | MIDDLE | NO | MIDDLE | NO | No Change |
| 27123037100 | MODERATE | YES | MODERATE | YES | No Change |
| 27123037200 | MODERATE | YES | MODERATE | YES | No Change |
| 27123037402 | MODERATE | NO | MODERATE | YES | No Change |
| 27123037403 | MODERATE | YES | LOW | YES | MODERATE to LOW |
| 27123037500 | UPPER | NO | UPPER | NO | No Change |
| 27123037601 | MIDDLE | NO | MIDDLE | NO | No Change |
| 27123037602 | MODERATE | NO | | | Not Applicable |
| 27123037603 | | | LOW | YES | Not Applicable |
| 27123037604 | | | MODERATE | NO | Not Applicable |
| 27123040100 | UPPER | NO | | | Not Applicable |

Ramsey, MINNESOTA

| Census Tract | 2021 | | 2022 | | Change in Tract Income Class from 2021 through 2022 |
|--------------|--------------------|----------------|--------------------|----------------|---|
| | Tract Income Class | Minority Tract | Tract Income Class | Minority Tract | |
| 27123040101 | | | MIDDLE | NO | Not Applicable |
| 27123040102 | | | UPPER | NO | Not Applicable |
| 27123040200 | MIDDLE | NO | UPPER | NO | MIDDLE to UPPER |
| 27123040301 | MIDDLE | NO | MIDDLE | NO | No Change |
| 27123040302 | MIDDLE | NO | MODERATE | NO | MIDDLE to MODERATE |
| 27123040401 | MIDDLE | NO | MIDDLE | NO | No Change |
| 27123040402 | MIDDLE | NO | MIDDLE | NO | No Change |
| 27123040502 | MIDDLE | NO | MIDDLE | NO | No Change |
| 27123040503 | MIDDLE | NO | MIDDLE | NO | No Change |
| 27123040504 | MIDDLE | NO | MIDDLE | NO | No Change |
| 27123040601 | UPPER | NO | UPPER | NO | No Change |
| 27123040603 | UPPER | NO | UPPER | NO | No Change |
| 27123040604 | MIDDLE | NO | | | Not Applicable |
| 27123040605 | | | MIDDLE | NO | Not Applicable |
| 27123040606 | | | MODERATE | NO | Not Applicable |
| 27123040703 | MIDDLE | NO | | | Not Applicable |
| 27123040704 | MIDDLE | NO | MIDDLE | NO | No Change |
| 27123040705 | UPPER | NO | UPPER | NO | No Change |
| 27123040706 | UPPER | NO | UPPER | NO | No Change |
| 27123040707 | UPPER | NO | MIDDLE | NO | UPPER to MIDDLE |
| 27123040708 | | | MIDDLE | NO | Not Applicable |
| 27123040709 | | | UPPER | NO | Not Applicable |
| 27123040801 | UPPER | NO | MIDDLE | NO | UPPER to MIDDLE |
| 27123040802 | NA | NO | | | Not Applicable |
| 27123040803 | UPPER | NO | | | Not Applicable |
| 27123040804 | | | MIDDLE | NO | Not Applicable |
| 27123040805 | | | MIDDLE | NO | Not Applicable |



Ramsey, MINNESOTA

| Census Tract | 2021 | | 2022 | | Change in Tract Income Class from 2021 through 2022 |
|--------------|--------------------|----------------|--------------------|----------------|---|
| | Tract Income Class | Minority Tract | Tract Income Class | Minority Tract | |
| 27123040901 | MIDDLE | NO | MIDDLE | NO | No Change |
| 27123040902 | MODERATE | NO | MODERATE | NO | No Change |
| 27123041001 | MIDDLE | NO | MIDDLE | NO | No Change |
| 27123041002 | MIDDLE | NO | MIDDLE | NO | No Change |
| 27123041103 | MODERATE | NO | MODERATE | NO | No Change |
| 27123041104 | MIDDLE | NO | MIDDLE | NO | No Change |
| 27123041105 | MIDDLE | NO | MIDDLE | NO | No Change |
| 27123041106 | UPPER | NO | MIDDLE | NO | UPPER to MIDDLE |
| 27123041107 | MODERATE | NO | MODERATE | NO | No Change |
| 27123041200 | MODERATE | NO | MODERATE | NO | No Change |
| 27123041301 | UPPER | NO | MIDDLE | NO | UPPER to MIDDLE |
| 27123041302 | MIDDLE | NO | MODERATE | NO | MIDDLE to MODERATE |
| 27123041400 | MIDDLE | NO | MIDDLE | NO | No Change |
| 27123041500 | MIDDLE | NO | MIDDLE | NO | No Change |
| 27123041601 | MIDDLE | NO | MIDDLE | NO | No Change |
| 27123041602 | LOW | YES | MODERATE | NO | LOW to MODERATE |
| 27123041700 | MIDDLE | NO | MIDDLE | NO | No Change |
| 27123041800 | MIDDLE | NO | MIDDLE | NO | No Change |
| 27123041900 | UPPER | NO | UPPER | NO | No Change |
| 27123042001 | MODERATE | NO | MODERATE | NO | No Change |
| 27123042002 | MODERATE | NO | MODERATE | NO | No Change |
| 27123042101 | MODERATE | NO | MODERATE | NO | No Change |
| 27123042102 | MIDDLE | NO | MIDDLE | NO | No Change |
| 27123042201 | MODERATE | NO | MODERATE | YES | No Change |
| 27123042202 | MIDDLE | NO | MIDDLE | NO | No Change |
| 27123042301 | MIDDLE | NO | MIDDLE | NO | No Change |
| 27123042302 | MODERATE | NO | MIDDLE | NO | MODERATE to MIDDLE |

Ramsey, MINNESOTA

| Census Tract | 2021 | | 2022 | | Change in Tract Income Class from 2021 through 2022 |
|--------------|--------------------|----------------|--------------------|----------------|---|
| | Tract Income Class | Minority Tract | Tract Income Class | Minority Tract | |
| 27123042401 | MODERATE | NO | MIDDLE | NO | MODERATE to MIDDLE |
| 27123042402 | MIDDLE | NO | MODERATE | NO | MIDDLE to MODERATE |
| 27123042501 | MODERATE | NO | MODERATE | NO | No Change |
| 27123042503 | UPPER | NO | UPPER | NO | No Change |
| 27123042504 | MIDDLE | NO | MIDDLE | NO | No Change |
| 27123042601 | MIDDLE | NO | MODERATE | NO | MIDDLE to MODERATE |
| 27123042602 | MODERATE | NO | MIDDLE | NO | MODERATE to MIDDLE |
| 27123042700 | MIDDLE | NO | MODERATE | NO | MIDDLE to MODERATE |
| 27123042800 | LOW | YES | LOW | YES | No Change |
| 27123042900 | UPPER | NO | UPPER | NO | No Change |
| 27123043000 | UPPER | NO | | | Not Applicable |
| 27123043001 | | | UPPER | NO | Not Applicable |
| 27123043002 | | | UPPER | NO | Not Applicable |
| 27123980000 | NA | NO | NA | NO | No Change |



Tracts with empty cells are new or discontinued tracts

Ramsey, MINNESOTA

| Census Tract | 2021 | | 2022 | | Change in Tract Income Class from 2021 through 2022 |
|--------------|--------------------|----------------|--------------------|----------------|---|
| | Tract Income Class | Minority Tract | Tract Income Class | Minority Tract | |

| Summary Data: Ramsey | 2021 | 2022 |
|--------------------------------------|--------|--------|
| Number of Census Tracts | 137 | 143 |
| Number of Minority Tracts | 39 | 45 |
| Percentage of Minority Tracts | 28.47% | 31.47% |
| Number of Low Income Tracts | 23 | 22 |
| Percentage of Low Income Tracts | 16.79% | 15.38% |
| Number of Moderate Income Tracts | 40 | 44 |
| Percentage of Moderate Income Tracts | 29.20% | 30.77% |
| Number of Middle Income Tracts | 45 | 49 |
| Percentage of Middle Income Tracts | 32.85% | 34.27% |
| Number of Upper Income Tracts | 27 | 27 |
| Percentage of Upper Income Tracts | 19.71% | 18.88% |
| Number of NA Income Tracts | 2 | 1 |
| Percentage of NA Income Tracts | 1.46% | 0.70% |

Red Lake, MINNESOTA

| Census Tract | 2021 | | 2022 | | Change in Tract Income Class from 2021 through 2022 |
|--------------|--------------------|----------------|--------------------|----------------|---|
| | Tract Income Class | Minority Tract | Tract Income Class | Minority Tract | |
| 27125010100 | MIDDLE | NO | MIDDLE | NO | No Change |
| 27125010200 | MIDDLE | NO | MIDDLE | NO | No Change |

Red Lake, MINNESOTA

| Census Tract | 2021 | | 2022 | | Change in Tract Income Class from 2021 through 2022 |
|--------------|--------------------|----------------|--------------------|----------------|---|
| | Tract Income Class | Minority Tract | Tract Income Class | Minority Tract | |

| Summary Data: Red Lake | 2021 | 2022 |
|--------------------------------------|---------|---------|
| Number of Census Tracts | 2 | 2 |
| Number of Minority Tracts | 0 | 0 |
| Percentage of Minority Tracts | 0.00% | 0.00% |
| Number of Low Income Tracts | 0 | 0 |
| Percentage of Low Income Tracts | 0.00% | 0.00% |
| Number of Moderate Income Tracts | 0 | 0 |
| Percentage of Moderate Income Tracts | 0.00% | 0.00% |
| Number of Middle Income Tracts | 2 | 2 |
| Percentage of Middle Income Tracts | 100.00% | 100.00% |
| Number of Upper Income Tracts | 0 | 0 |
| Percentage of Upper Income Tracts | 0.00% | 0.00% |
| Number of NA Income Tracts | 0 | 0 |
| Percentage of NA Income Tracts | 0.00% | 0.00% |

Redwood, MINNESOTA

| Census Tract | 2021 | | 2022 | | Change in Tract Income Class from 2021 through 2022 |
|--------------|--------------------|----------------|--------------------|----------------|---|
| | Tract Income Class | Minority Tract | Tract Income Class | Minority Tract | |
| 27127750100 | MIDDLE | NO | MIDDLE | NO | No Change |
| 27127750200 | MIDDLE | NO | MIDDLE | NO | No Change |
| 27127750300 | MIDDLE | NO | MODERATE | NO | MIDDLE to MODERATE |



Redwood, MINNESOTA

| Census Tract | 2021 | | 2022 | | Change in Tract Income Class from 2021 through 2022 |
|--------------|--------------------|----------------|--------------------|----------------|---|
| | Tract Income Class | Minority Tract | Tract Income Class | Minority Tract | |
| 27127750400 | MIDDLE | NO | MIDDLE | NO | No Change |
| 27127750500 | MIDDLE | NO | MIDDLE | NO | No Change |
| 27127750600 | MIDDLE | NO | MIDDLE | NO | No Change |

| Summary Data: Redwood | 2021 | 2022 |
|--------------------------------------|---------|--------|
| Number of Census Tracts | 6 | 6 |
| Number of Minority Tracts | 0 | 0 |
| Percentage of Minority Tracts | 0.00% | 0.00% |
| Number of Low Income Tracts | 0 | 0 |
| Percentage of Low Income Tracts | 0.00% | 0.00% |
| Number of Moderate Income Tracts | 0 | 1 |
| Percentage of Moderate Income Tracts | 0.00% | 16.67% |
| Number of Middle Income Tracts | 6 | 5 |
| Percentage of Middle Income Tracts | 100.00% | 83.33% |
| Number of Upper Income Tracts | 0 | 0 |
| Percentage of Upper Income Tracts | 0.00% | 0.00% |
| Number of NA Income Tracts | 0 | 0 |
| Percentage of NA Income Tracts | 0.00% | 0.00% |


Renville, MINNESOTA

| Census Tract | 2021 | | 2022 | | Change in Tract Income Class from 2021 through 2022 |
|--------------|--------------------|----------------|--------------------|----------------|---|
| | Tract Income Class | Minority Tract | Tract Income Class | Minority Tract | |

Renville, MINNESOTA

| Census Tract | 2021 | | 2022 | | Change in Tract Income Class from 2021 through 2022 |
|--------------|--------------------|----------------|--------------------|----------------|---|
| | Tract Income Class | Minority Tract | Tract Income Class | Minority Tract | |
| 27129790100 | MIDDLE | NO | MIDDLE | NO | No Change |
| 27129790200 | MIDDLE | NO | MIDDLE | NO | No Change |
| 27129790300 | MIDDLE | NO | MIDDLE | NO | No Change |
| 27129790400 | MIDDLE | NO | MIDDLE | NO | No Change |
| 27129790500 | MIDDLE | NO | MIDDLE | NO | No Change |
| 27129790600 | MIDDLE | NO | MIDDLE | NO | No Change |

| Summary Data: Renville | 2021 | 2022 |
|--------------------------------------|---------|---------|
| Number of Census Tracts | 6 | 6 |
| Number of Minority Tracts | 0 | 0 |
| Percentage of Minority Tracts | 0.00% | 0.00% |
| Number of Low Income Tracts | 0 | 0 |
| Percentage of Low Income Tracts | 0.00% | 0.00% |
| Number of Moderate Income Tracts | 0 | 0 |
| Percentage of Moderate Income Tracts | 0.00% | 0.00% |
| Number of Middle Income Tracts | 6 | 6 |
| Percentage of Middle Income Tracts | 100.00% | 100.00% |
| Number of Upper Income Tracts | 0 | 0 |
| Percentage of Upper Income Tracts | 0.00% | 0.00% |
| Number of NA Income Tracts | 0 | 0 |
| Percentage of NA Income Tracts | 0.00% | 0.00% |



Rice, MINNESOTA

| Census Tract | 2021 | | 2022 | | Change in Tract Income Class from 2021 through 2022 |
|--------------|--------------------|----------------|--------------------|----------------|---|
| | Tract Income Class | Minority Tract | Tract Income Class | Minority Tract | |
| 27131070100 | UPPER | NO | | | Not Applicable |
| 27131070101 | | | UPPER | NO | Not Applicable |
| 27131070102 | | | UPPER | NO | Not Applicable |
| 27131070200 | UPPER | NO | UPPER | NO | No Change |
| 27131070300 | MIDDLE | NO | UPPER | NO | MIDDLE to UPPER |
| 27131070400 | UPPER | NO | UPPER | NO | No Change |
| 27131070501 | UPPER | NO | UPPER | NO | No Change |
| 27131070503 | UPPER | NO | UPPER | NO | No Change |
| 27131070504 | MIDDLE | NO | MIDDLE | NO | No Change |
| 27131070601 | MIDDLE | NO | MIDDLE | NO | No Change |
| 27131070602 | MIDDLE | NO | UPPER | NO | MIDDLE to UPPER |
| 27131070700 | MIDDLE | NO | | | Not Applicable |
| 27131070701 | | | MIDDLE | NO | Not Applicable |
| 27131070702 | | | MIDDLE | NO | Not Applicable |
| 27131070800 | MIDDLE | NO | | | Not Applicable |
| 27131070801 | | | MIDDLE | NO | Not Applicable |
| 27131070802 | | | MIDDLE | NO | Not Applicable |
| 27131070901 | MIDDLE | NO | MODERATE | NO | MIDDLE to MODERATE |
| 27131070902 | MODERATE | NO | MODERATE | NO | No Change |

Rice, MINNESOTA

| Census Tract | 2021 | | 2022 | | Change in Tract Income Class from 2021 through 2022 |
|---|--------------------|----------------|--------------------|----------------|---|
| | Tract Income Class | Minority Tract | Tract Income Class | Minority Tract | |
| Summary Data: Rice | | | 2021 | 2022 | |
| Number of Census Tracts | | | 13 | 16 | |
| Number of Minority Tracts | | | 0 | 0 | |
| Percentage of Minority Tracts | | | 0.00% | 0.00% | |
| Number of Low Income Tracts | | | 0 | 0 | |
| Percentage of Low Income Tracts | | | 0.00% | 0.00% | |
| Number of Moderate Income Tracts | | | 1 | 2 | |
| Percentage of Moderate Income Tracts | | | 7.69% | 12.50% | |
| Number of Middle Income Tracts | | | 7 | 6 | |
| Percentage of Middle Income Tracts | | | 53.85% | 37.50% | |
| Number of Upper Income Tracts | | | 5 | 8 | |
| Percentage of Upper Income Tracts | | | 38.46% | 50.00% | |
| Number of NA Income Tracts | | | 0 | 0 | |
| Percentage of NA Income Tracts | | | 0.00% | 0.00% | |

Rock, MINNESOTA

| Census Tract | 2021 | | 2022 | | Change in Tract Income Class from 2021 through 2022 |
|--------------|--------------------|----------------|--------------------|----------------|---|
| | Tract Income Class | Minority Tract | Tract Income Class | Minority Tract | |
| 27133570100 | MIDDLE | NO | MIDDLE | NO | No Change |
| 27133570200 | MIDDLE | NO | MIDDLE | NO | No Change |
| 27133570300 | MIDDLE | NO | MIDDLE | NO | No Change |



Rock, MINNESOTA

| Census Tract | 2021 | | 2022 | | Change in Tract Income Class from 2021 through 2022 |
|--------------|--------------------|----------------|--------------------|----------------|---|
| | Tract Income Class | Minority Tract | Tract Income Class | Minority Tract | |

| Summary Data: Rock | 2021 | 2022 |
|--------------------------------------|---------|---------|
| Number of Census Tracts | 3 | 3 |
| Number of Minority Tracts | 0 | 0 |
| Percentage of Minority Tracts | 0.00% | 0.00% |
| Number of Low Income Tracts | 0 | 0 |
| Percentage of Low Income Tracts | 0.00% | 0.00% |
| Number of Moderate Income Tracts | 0 | 0 |
| Percentage of Moderate Income Tracts | 0.00% | 0.00% |
| Number of Middle Income Tracts | 3 | 3 |
| Percentage of Middle Income Tracts | 100.00% | 100.00% |
| Number of Upper Income Tracts | 0 | 0 |
| Percentage of Upper Income Tracts | 0.00% | 0.00% |
| Number of NA Income Tracts | 0 | 0 |
| Percentage of NA Income Tracts | 0.00% | 0.00% |

Roseau, MINNESOTA

| Census Tract | 2021 | | 2022 | | Change in Tract Income Class from 2021 through 2022 |
|--------------|--------------------|----------------|--------------------|----------------|---|
| | Tract Income Class | Minority Tract | Tract Income Class | Minority Tract | |
| 27135970100 | MIDDLE | NO | MIDDLE | NO | No Change |
| 27135970200 | MIDDLE | NO | MIDDLE | NO | No Change |
| 27135970300 | MIDDLE | NO | MIDDLE | NO | No Change |

Roseau, MINNESOTA

| Census Tract | 2021 | | 2022 | | Change in Tract Income Class from 2021 through 2022 |
|--------------|--------------------|----------------|--------------------|----------------|---|
| | Tract Income Class | Minority Tract | Tract Income Class | Minority Tract | |
| 27135970400 | MIDDLE | NO | MIDDLE | NO | No Change |
| 27135970500 | MIDDLE | NO | MIDDLE | NO | No Change |

| Summary Data: Roseau | 2021 | 2022 |
|--------------------------------------|---------|---------|
| Number of Census Tracts | 5 | 5 |
| Number of Minority Tracts | 0 | 0 |
| Percentage of Minority Tracts | 0.00% | 0.00% |
| Number of Low Income Tracts | 0 | 0 |
| Percentage of Low Income Tracts | 0.00% | 0.00% |
| Number of Moderate Income Tracts | 0 | 0 |
| Percentage of Moderate Income Tracts | 0.00% | 0.00% |
| Number of Middle Income Tracts | 5 | 5 |
| Percentage of Middle Income Tracts | 100.00% | 100.00% |
| Number of Upper Income Tracts | 0 | 0 |
| Percentage of Upper Income Tracts | 0.00% | 0.00% |
| Number of NA Income Tracts | 0 | 0 |
| Percentage of NA Income Tracts | 0.00% | 0.00% |

Scott, MINNESOTA

| Census Tract | 2021 | | 2022 | | Change in Tract Income Class from 2021 through 2022 |
|--------------|--------------------|----------------|--------------------|----------------|---|
| | Tract Income Class | Minority Tract | Tract Income Class | Minority Tract | |
| 27139080100 | MODERATE | NO | MIDDLE | NO | MODERATE to MIDDLE |



GeoDataVision Report D-1 Census Tract Reference Book 2021/2022: MINNESOTA

Scott, MINNESOTA

| Census Tract | 2021 | | 2022 | | Change in Tract Income Class from 2021 through 2022 |
|--------------|--------------------|----------------|--------------------|----------------|---|
| | Tract Income Class | Minority Tract | Tract Income Class | Minority Tract | |
| 27139080201 | UPPER | NO | UPPER | NO | No Change |
| 27139080202 | UPPER | NO | UPPER | NO | No Change |
| 27139080203 | MIDDLE | NO | | | Not Applicable |
| 27139080204 | UPPER | NO | UPPER | NO | No Change |
| 27139080205 | UPPER | NO | | | Not Applicable |
| 27139080206 | | | UPPER | NO | Not Applicable |
| 27139080207 | | | UPPER | NO | Not Applicable |
| 27139080208 | | | MIDDLE | YES | Not Applicable |
| 27139080209 | | | MIDDLE | NO | Not Applicable |
| 27139080301 | MIDDLE | NO | | | Not Applicable |
| 27139080302 | UPPER | NO | | | Not Applicable |
| 27139080303 | | | MODERATE | NO | Not Applicable |
| 27139080304 | | | UPPER | NO | Not Applicable |
| 27139080305 | | | MIDDLE | NO | Not Applicable |
| 27139080306 | | | UPPER | NO | Not Applicable |
| 27139080307 | | | UPPER | NO | Not Applicable |
| 27139080400 | MODERATE | NO | MODERATE | NO | No Change |
| 27139080500 | MODERATE | NO | MODERATE | NO | No Change |
| 27139080600 | MIDDLE | NO | MIDDLE | NO | No Change |
| 27139080700 | MIDDLE | NO | MIDDLE | NO | No Change |
| 27139080800 | MIDDLE | NO | | | Not Applicable |
| 27139080801 | | | MIDDLE | NO | Not Applicable |
| 27139080802 | | | MIDDLE | NO | Not Applicable |
| 27139080903 | UPPER | NO | UPPER | NO | No Change |
| 27139080904 | MIDDLE | NO | | | Not Applicable |
| 27139080905 | UPPER | NO | MIDDLE | NO | UPPER to MIDDLE |
| 27139080906 | MIDDLE | NO | MIDDLE | NO | No Change |

Scott, MINNESOTA

| Census Tract | 2021 | | 2022 | | Change in Tract Income Class from 2021 through 2022 |
|--------------|--------------------|----------------|--------------------|----------------|---|
| | Tract Income Class | Minority Tract | Tract Income Class | Minority Tract | |
| 27139080907 | | | MODERATE | NO | Not Applicable |
| 27139080908 | | | MIDDLE | NO | Not Applicable |
| 27139081000 | UPPER | NO | | | Not Applicable |
| 27139081001 | | | UPPER | NO | Not Applicable |
| 27139081002 | | | UPPER | NO | Not Applicable |
| 27139081100 | UPPER | NO | | | Not Applicable |
| 27139081101 | | | UPPER | NO | Not Applicable |
| 27139081102 | | | UPPER | NO | Not Applicable |
| 27139081103 | | | UPPER | NO | Not Applicable |
| 27139081200 | MIDDLE | NO | MIDDLE | NO | No Change |
| 27139081300 | MIDDLE | NO | | | Not Applicable |
| 27139081301 | | | MIDDLE | NO | Not Applicable |
| 27139081302 | | | MIDDLE | NO | Not Applicable |



Scott, MINNESOTA

| Census Tract | 2021 | | 2022 | | Change in Tract Income Class from 2021 through 2022 |
|--------------|--------------------|----------------|--------------------|----------------|---|
| | Tract Income Class | Minority Tract | Tract Income Class | Minority Tract | |


| Summary Data: Scott | 2021 | 2022 |
|--------------------------------------|--------|--------|
| Number of Census Tracts | 21 | 32 |
| Number of Minority Tracts | 0 | 1 |
| Percentage of Minority Tracts | 0.00% | 3.13% |
| Number of Low Income Tracts | 0 | 0 |
| Percentage of Low Income Tracts | 0.00% | 0.00% |
| Number of Moderate Income Tracts | 3 | 4 |
| Percentage of Moderate Income Tracts | 14.29% | 12.50% |
| Number of Middle Income Tracts | 9 | 14 |
| Percentage of Middle Income Tracts | 42.86% | 43.75% |
| Number of Upper Income Tracts | 9 | 14 |
| Percentage of Upper Income Tracts | 42.86% | 43.75% |
| Number of NA Income Tracts | 0 | 0 |
| Percentage of NA Income Tracts | 0.00% | 0.00% |

Sherburne, MINNESOTA

| Census Tract | 2021 | | 2022 | | Change in Tract Income Class from 2021 through 2022 |
|--------------|--------------------|----------------|--------------------|----------------|---|
| | Tract Income Class | Minority Tract | Tract Income Class | Minority Tract | |
| 27141030101 | MIDDLE | NO | | | Not Applicable |
| 27141030102 | MIDDLE | NO | | | Not Applicable |
| 27141030103 | | | MIDDLE | NO | Not Applicable |

Sherburne, MINNESOTA

| Census Tract | 2021 | | 2022 | | Change in Tract Income Class from 2021 through 2022 |
|--------------|--------------------|----------------|--------------------|----------------|---|
| | Tract Income Class | Minority Tract | Tract Income Class | Minority Tract | |
| 27141030104 | | | MIDDLE | NO | Not Applicable |
| 27141030105 | | | MIDDLE | NO | Not Applicable |
| 27141030106 | | | MIDDLE | NO | Not Applicable |
| 27141030200 | MIDDLE | NO | | | Not Applicable |
| 27141030201 | | | MIDDLE | NO | Not Applicable |
| 27141030202 | | | MIDDLE | NO | Not Applicable |
| 27141030300 | MIDDLE | NO | | | Not Applicable |
| 27141030301 | | | MIDDLE | NO | Not Applicable |
| 27141030302 | | | MIDDLE | NO | Not Applicable |
| 27141030402 | MIDDLE | NO | | | Not Applicable |
| 27141030403 | MIDDLE | NO | | | Not Applicable |
| 27141030404 | MIDDLE | NO | | | Not Applicable |
| 27141030405 | | | MIDDLE | NO | Not Applicable |
| 27141030406 | | | MIDDLE | NO | Not Applicable |
| 27141030407 | | | MIDDLE | NO | Not Applicable |
| 27141030408 | | | MIDDLE | NO | Not Applicable |
| 27141030409 | | | MODERATE | NO | Not Applicable |
| 27141030410 | | | MIDDLE | NO | Not Applicable |
| 27141030502 | MIDDLE | NO | | | Not Applicable |
| 27141030503 | MIDDLE | NO | MIDDLE | NO | No Change |
| 27141030504 | UPPER | NO | UPPER | NO | No Change |
| 27141030505 | | | MIDDLE | NO | Not Applicable |
| 27141030506 | | | MIDDLE | NO | Not Applicable |
| 27141031500 | MODERATE | NO | MODERATE | NO | No Change |



Sherburne, MINNESOTA

| Census Tract | 2021 | | 2022 | | Change in Tract Income Class from 2021 through 2022 |
|--------------|--------------------|----------------|--------------------|----------------|---|
| | Tract Income Class | Minority Tract | Tract Income Class | Minority Tract | |

| Summary Data: Sherburne | 2021 | 2022 |
|--------------------------------------|--------|--------|
| Number of Census Tracts | 11 | 19 |
| Number of Minority Tracts | 0 | 0 |
| Percentage of Minority Tracts | 0.00% | 0.00% |
| Number of Low Income Tracts | 0 | 0 |
| Percentage of Low Income Tracts | 0.00% | 0.00% |
| Number of Moderate Income Tracts | 1 | 2 |
| Percentage of Moderate Income Tracts | 9.09% | 10.53% |
| Number of Middle Income Tracts | 9 | 16 |
| Percentage of Middle Income Tracts | 81.82% | 84.21% |
| Number of Upper Income Tracts | 1 | 1 |
| Percentage of Upper Income Tracts | 9.09% | 5.26% |
| Number of NA Income Tracts | 0 | 0 |
| Percentage of NA Income Tracts | 0.00% | 0.00% |

Sibley, MINNESOTA

| Census Tract | 2021 | | 2022 | | Change in Tract Income Class from 2021 through 2022 |
|--------------|--------------------|----------------|--------------------|----------------|---|
| | Tract Income Class | Minority Tract | Tract Income Class | Minority Tract | |
| 27143170198 | MIDDLE | NO | UPPER | NO | MIDDLE to UPPER |
| 27143170200 | MIDDLE | NO | MIDDLE | NO | No Change |
| 27143170300 | MIDDLE | NO | MIDDLE | NO | No Change |

Sibley, MINNESOTA

| Census Tract | 2021 | | 2022 | | Change in Tract Income Class from 2021 through 2022 |
|--------------|--------------------|----------------|--------------------|----------------|---|
| | Tract Income Class | Minority Tract | Tract Income Class | Minority Tract | |
| 27143170400 | MIDDLE | NO | MIDDLE | NO | No Change |

| Summary Data: Sibley | 2021 | 2022 |
|--------------------------------------|---------|--------|
| Number of Census Tracts | 4 | 4 |
| Number of Minority Tracts | 0 | 0 |
| Percentage of Minority Tracts | 0.00% | 0.00% |
| Number of Low Income Tracts | 0 | 0 |
| Percentage of Low Income Tracts | 0.00% | 0.00% |
| Number of Moderate Income Tracts | 0 | 0 |
| Percentage of Moderate Income Tracts | 0.00% | 0.00% |
| Number of Middle Income Tracts | 4 | 3 |
| Percentage of Middle Income Tracts | 100.00% | 75.00% |
| Number of Upper Income Tracts | 0 | 1 |
| Percentage of Upper Income Tracts | 0.00% | 25.00% |
| Number of NA Income Tracts | 0 | 0 |
| Percentage of NA Income Tracts | 0.00% | 0.00% |

St. Louis, MINNESOTA

| Census Tract | 2021 | | 2022 | | Change in Tract Income Class from 2021 through 2022 |
|--------------|--------------------|----------------|--------------------|----------------|---|
| | Tract Income Class | Minority Tract | Tract Income Class | Minority Tract | |
| 27137000100 | UPPER | NO | MIDDLE | NO | UPPER to MIDDLE |
| 27137000200 | UPPER | NO | UPPER | NO | No Change |



GeoDataVision Report D-1 Census Tract Reference Book 2021/2022: MINNESOTA

St. Louis, MINNESOTA

| Census Tract | 2021 | | 2022 | | Change in Tract Income Class from 2021 through 2022 |
|--------------|--------------------|----------------|--------------------|----------------|---|
| | Tract Income Class | Minority Tract | Tract Income Class | Minority Tract | |
| 27137000300 | MIDDLE | NO | | | Not Applicable |
| 27137000301 | | | MIDDLE | NO | Not Applicable |
| 27137000302 | | | UPPER | NO | Not Applicable |
| 27137000400 | UPPER | NO | MIDDLE | NO | UPPER to MIDDLE |
| 27137000500 | UPPER | NO | UPPER | NO | No Change |
| 27137000600 | MIDDLE | NO | UPPER | NO | MIDDLE to UPPER |
| 27137000700 | UPPER | NO | UPPER | NO | No Change |
| 27137000900 | MIDDLE | NO | MIDDLE | NO | No Change |
| 27137001000 | MIDDLE | NO | UPPER | NO | MIDDLE to UPPER |
| 27137001100 | UPPER | NO | UPPER | NO | No Change |
| 27137001200 | LOW | NO | MIDDLE | NO | LOW to MIDDLE |
| 27137001300 | MODERATE | NO | MIDDLE | NO | MODERATE to MIDDLE |
| 27137001400 | LOW | NO | NA | NO | LOW to NA |
| 27137001600 | LOW | NO | MODERATE | NO | LOW to MODERATE |
| 27137001700 | LOW | NO | LOW | NO | No Change |
| 27137001800 | LOW | NO | MODERATE | NO | LOW to MODERATE |
| 27137001900 | MODERATE | NO | NA | NO | MODERATE to NA |
| 27137002000 | MODERATE | NO | MIDDLE | NO | MODERATE to MIDDLE |
| 27137002200 | UPPER | NO | UPPER | NO | No Change |
| 27137002300 | MIDDLE | NO | MIDDLE | NO | No Change |
| 27137002400 | MIDDLE | NO | MODERATE | NO | MIDDLE to MODERATE |
| 27137002600 | MODERATE | NO | MODERATE | NO | No Change |
| 27137002900 | MIDDLE | NO | MODERATE | NO | MIDDLE to MODERATE |
| 27137003000 | MIDDLE | NO | MODERATE | NO | MIDDLE to MODERATE |
| 27137003300 | MODERATE | NO | MODERATE | NO | No Change |
| 27137003400 | MIDDLE | NO | MIDDLE | NO | No Change |
| 27137003600 | MIDDLE | NO | MIDDLE | NO | No Change |

St. Louis, MINNESOTA

| Census Tract | 2021 | | 2022 | | Change in Tract Income Class from 2021 through 2022 |
|--------------|--------------------|----------------|--------------------|----------------|---|
| | Tract Income Class | Minority Tract | Tract Income Class | Minority Tract | |
| 27137003700 | MODERATE | NO | MODERATE | NO | No Change |
| 27137003800 | MIDDLE | NO | MODERATE | NO | MIDDLE to MODERATE |
| 27137010100 | MIDDLE | NO | UPPER | NO | MIDDLE to UPPER |
| 27137010200 | UPPER | NO | UPPER | NO | No Change |
| 27137010300 | UPPER | NO | | | Not Applicable |
| 27137010301 | | | UPPER | NO | Not Applicable |
| 27137010302 | | | UPPER | NO | Not Applicable |
| 27137010400 | MIDDLE | NO | MIDDLE | NO | No Change |
| 27137010500 | UPPER | NO | UPPER | NO | No Change |
| 27137010600 | UPPER | NO | | | Not Applicable |
| 27137010601 | | | UPPER | NO | Not Applicable |
| 27137010602 | | | UPPER | NO | Not Applicable |
| 27137011100 | UPPER | NO | | | Not Applicable |
| 27137011101 | | | UPPER | NO | Not Applicable |
| 27137011102 | | | UPPER | NO | Not Applicable |
| 27137011200 | MIDDLE | NO | MIDDLE | NO | No Change |
| 27137011300 | MIDDLE | NO | MIDDLE | NO | No Change |
| 27137011400 | MIDDLE | NO | | | Not Applicable |
| 27137011401 | | | MIDDLE | NO | Not Applicable |
| 27137011402 | | | MIDDLE | NO | Not Applicable |
| 27137012100 | MIDDLE | NO | MIDDLE | NO | No Change |
| 27137012200 | MODERATE | NO | MODERATE | NO | No Change |
| 27137012300 | MIDDLE | NO | UPPER | NO | MIDDLE to UPPER |
| 27137012400 | MODERATE | NO | MIDDLE | NO | MODERATE to MIDDLE |
| 27137012500 | MODERATE | NO | MODERATE | NO | No Change |
| 27137012600 | MIDDLE | NO | MODERATE | NO | MIDDLE to MODERATE |
| 27137012700 | MIDDLE | NO | MIDDLE | NO | No Change |



St. Louis, MINNESOTA

| Census Tract | 2021 | | 2022 | | Change in Tract Income Class from 2021 through 2022 |
|--------------|--------------------|----------------|--------------------|----------------|---|
| | Tract Income Class | Minority Tract | Tract Income Class | Minority Tract | |
| 27137012800 | MIDDLE | NO | MIDDLE | NO | No Change |
| 27137013000 | MODERATE | NO | MODERATE | NO | No Change |
| 27137013100 | MODERATE | NO | LOW | NO | MODERATE to LOW |
| 27137013200 | MIDDLE | NO | MIDDLE | NO | No Change |
| 27137013300 | MODERATE | NO | MODERATE | NO | No Change |
| 27137013400 | MIDDLE | NO | MIDDLE | NO | No Change |
| 27137013500 | MIDDLE | NO | MIDDLE | NO | No Change |
| 27137013600 | MIDDLE | NO | MIDDLE | NO | No Change |
| 27137013800 | MODERATE | NO | MODERATE | NO | No Change |
| 27137013900 | MIDDLE | NO | MIDDLE | NO | No Change |
| 27137014000 | MIDDLE | NO | MIDDLE | NO | No Change |
| 27137014100 | MODERATE | NO | MODERATE | NO | No Change |
| 27137015100 | MIDDLE | NO | MIDDLE | NO | No Change |
| 27137015200 | MIDDLE | NO | MIDDLE | NO | No Change |
| 27137015300 | MODERATE | NO | MIDDLE | NO | MODERATE to MIDDLE |
| 27137015400 | MIDDLE | NO | | | Not Applicable |
| 27137015401 | | | MIDDLE | NO | Not Applicable |
| 27137015402 | | | MIDDLE | NO | Not Applicable |
| 27137015500 | MIDDLE | NO | | | Not Applicable |
| 27137015501 | | | MIDDLE | NO | Not Applicable |
| 27137015502 | | | MIDDLE | NO | Not Applicable |
| 27137015503 | | | MIDDLE | NO | Not Applicable |
| 27137015600 | LOW | NO | MODERATE | NO | LOW to MODERATE |
| 27137015700 | UPPER | NO | MIDDLE | NO | UPPER to MIDDLE |
| 27137015800 | MIDDLE | NO | MIDDLE | NO | No Change |
| 27137990100 | NA | NO | NA | NO | No Change |

St. Louis, MINNESOTA

| Census Tract | 2021 | | 2022 | | Change in Tract Income Class from 2021 through 2022 |
|---|--------------------|----------------|--------------------|----------------|---|
| | Tract Income Class | Minority Tract | Tract Income Class | Minority Tract | |
| Summary Data: St. Louis | | | 2021 | 2022 | |
| Number of Census Tracts | | | 67 | 75 | |
| Number of Minority Tracts | | | 0 | 0 | |
| Percentage of Minority Tracts | | | 0.00% | 0.00% | |
| Number of Low Income Tracts | | | 6 | 2 | |
| Percentage of Low Income Tracts | | | 8.96% | 2.67% | |
| Number of Moderate Income Tracts | | | 15 | 17 | |
| Percentage of Moderate Income Tracts | | | 22.39% | 22.67% | |
| Number of Middle Income Tracts | | | 32 | 35 | |
| Percentage of Middle Income Tracts | | | 47.76% | 46.67% | |
| Number of Upper Income Tracts | | | 13 | 18 | |
| Percentage of Upper Income Tracts | | | 19.40% | 24.00% | |
| Number of NA Income Tracts | | | 1 | 3 | |
| Percentage of NA Income Tracts | | | 1.49% | 4.00% | |

Stearns, MINNESOTA

| Census Tract | 2021 | | 2022 | | Change in Tract Income Class from 2021 through 2022 |
|--------------|--------------------|----------------|--------------------|----------------|---|
| | Tract Income Class | Minority Tract | Tract Income Class | Minority Tract | |
| 27145000301 | MIDDLE | NO | MODERATE | NO | MIDDLE to MODERATE |
| 27145000302 | MODERATE | NO | | | Not Applicable |
| 27145000303 | | | LOW | NO | Not Applicable |



Stearns, MINNESOTA

| Census Tract | 2021 | | 2022 | | Change in Tract Income Class from 2021 through 2022 |
|--------------|--------------------|----------------|--------------------|----------------|---|
| | Tract Income Class | Minority Tract | Tract Income Class | Minority Tract | |
| 27145000304 | | | MODERATE | YES | Not Applicable |
| 27145000401 | MIDDLE | NO | MIDDLE | NO | No Change |
| 27145000402 | UPPER | NO | UPPER | NO | No Change |
| 27145000500 | MODERATE | NO | | | Not Applicable |
| 27145000501 | | | MODERATE | NO | Not Applicable |
| 27145000502 | | | MODERATE | NO | Not Applicable |
| 27145000601 | MIDDLE | NO | MIDDLE | NO | No Change |
| 27145000602 | MIDDLE | NO | MIDDLE | NO | No Change |
| 27145000701 | MODERATE | NO | MODERATE | NO | No Change |
| 27145000801 | MIDDLE | NO | MIDDLE | NO | No Change |
| 27145000901 | MIDDLE | NO | MIDDLE | NO | No Change |
| 27145001001 | MIDDLE | NO | | | Not Applicable |
| 27145001002 | | | MIDDLE | NO | Not Applicable |
| 27145001003 | | | MIDDLE | NO | Not Applicable |
| 27145010101 | UPPER | NO | UPPER | NO | No Change |
| 27145010102 | UPPER | NO | | | Not Applicable |
| 27145010103 | | | MIDDLE | NO | Not Applicable |
| 27145010104 | | | MIDDLE | NO | Not Applicable |
| 27145010200 | UPPER | NO | UPPER | NO | No Change |
| 27145010401 | MIDDLE | NO | MIDDLE | NO | No Change |
| 27145010402 | MIDDLE | NO | UPPER | NO | MIDDLE to UPPER |
| 27145010403 | MIDDLE | NO | MIDDLE | NO | No Change |
| 27145010500 | MIDDLE | NO | MIDDLE | NO | No Change |
| 27145010600 | MIDDLE | NO | MIDDLE | NO | No Change |
| 27145010900 | MIDDLE | NO | MIDDLE | NO | No Change |
| 27145011000 | MIDDLE | NO | MIDDLE | NO | No Change |
| 27145011100 | MIDDLE | NO | | | Not Applicable |

Stearns, MINNESOTA

| Census Tract | 2021 | | 2022 | | Change in Tract Income Class from 2021 through 2022 |
|--------------|--------------------|----------------|--------------------|----------------|---|
| | Tract Income Class | Minority Tract | Tract Income Class | Minority Tract | |
| 27145011101 | | | MIDDLE | NO | Not Applicable |
| 27145011102 | | | MIDDLE | NO | Not Applicable |
| 27145011200 | MIDDLE | NO | | | Not Applicable |
| 27145011201 | | | MIDDLE | NO | Not Applicable |
| 27145011202 | | | MIDDLE | NO | Not Applicable |
| 27145011301 | MIDDLE | NO | | | Not Applicable |
| 27145011302 | MIDDLE | NO | MIDDLE | NO | No Change |
| 27145011304 | MIDDLE | NO | | | Not Applicable |
| 27145011305 | | | UPPER | NO | Not Applicable |
| 27145011306 | | | UPPER | NO | Not Applicable |
| 27145011307 | | | MIDDLE | NO | Not Applicable |
| 27145011308 | | | MIDDLE | NO | Not Applicable |
| 27145011400 | MIDDLE | NO | MIDDLE | NO | No Change |
| 27145011500 | MIDDLE | NO | MIDDLE | NO | No Change |
| 27145011600 | UPPER | NO | NA | NO | UPPER to NA |



Tracts with empty cells are new or discontinued tracts

Stearns, MINNESOTA

| Census Tract | 2021 | | 2022 | | Change in Tract Income Class from 2021 through 2022 |
|--------------|--------------------|----------------|--------------------|----------------|---|
| | Tract Income Class | Minority Tract | Tract Income Class | Minority Tract | |

| Summary Data: Stearns | 2021 | 2022 |
|--------------------------------------|--------|--------|
| Number of Census Tracts | 29 | 37 |
| Number of Minority Tracts | 0 | 1 |
| Percentage of Minority Tracts | 0.00% | 2.70% |
| Number of Low Income Tracts | 0 | 1 |
| Percentage of Low Income Tracts | 0.00% | 2.70% |
| Number of Moderate Income Tracts | 3 | 5 |
| Percentage of Moderate Income Tracts | 10.34% | 13.51% |
| Number of Middle Income Tracts | 21 | 24 |
| Percentage of Middle Income Tracts | 72.41% | 64.86% |
| Number of Upper Income Tracts | 5 | 6 |
| Percentage of Upper Income Tracts | 17.24% | 16.22% |
| Number of NA Income Tracts | 0 | 1 |
| Percentage of NA Income Tracts | 0.00% | 2.70% |

Steele, MINNESOTA

| Census Tract | 2021 | | 2022 | | Change in Tract Income Class from 2021 through 2022 |
|--------------|--------------------|----------------|--------------------|----------------|---|
| | Tract Income Class | Minority Tract | Tract Income Class | Minority Tract | |
| 27147960100 | MIDDLE | NO | MIDDLE | NO | No Change |
| 27147960200 | UPPER | NO | UPPER | NO | No Change |
| 27147960300 | UPPER | NO | UPPER | NO | No Change |

Steele, MINNESOTA

| Census Tract | 2021 | | 2022 | | Change in Tract Income Class from 2021 through 2022 |
|--------------|--------------------|----------------|--------------------|----------------|---|
| | Tract Income Class | Minority Tract | Tract Income Class | Minority Tract | |
| 27147960400 | MODERATE | NO | MIDDLE | NO | MODERATE to MIDDLE |
| 27147960500 | MIDDLE | NO | UPPER | NO | MIDDLE to UPPER |
| 27147960600 | MIDDLE | NO | MIDDLE | NO | No Change |
| 27147960700 | UPPER | NO | UPPER | NO | No Change |
| 27147960800 | MIDDLE | NO | MIDDLE | NO | No Change |

| Summary Data: Steele | 2021 | 2022 |
|--------------------------------------|--------|--------|
| Number of Census Tracts | 8 | 8 |
| Number of Minority Tracts | 0 | 0 |
| Percentage of Minority Tracts | 0.00% | 0.00% |
| Number of Low Income Tracts | 0 | 0 |
| Percentage of Low Income Tracts | 0.00% | 0.00% |
| Number of Moderate Income Tracts | 1 | 0 |
| Percentage of Moderate Income Tracts | 12.50% | 0.00% |
| Number of Middle Income Tracts | 4 | 4 |
| Percentage of Middle Income Tracts | 50.00% | 50.00% |
| Number of Upper Income Tracts | 3 | 4 |
| Percentage of Upper Income Tracts | 37.50% | 50.00% |
| Number of NA Income Tracts | 0 | 0 |
| Percentage of NA Income Tracts | 0.00% | 0.00% |



Stevens, MINNESOTA

| Census Tract | 2021 | | 2022 | | Change in Tract Income Class from 2021 through 2022 |
|--------------|--------------------|----------------|--------------------|----------------|---|
| | Tract Income Class | Minority Tract | Tract Income Class | Minority Tract | |
| 27149480100 | MIDDLE | NO | MIDDLE | NO | No Change |
| 27149480200 | MIDDLE | NO | MIDDLE | NO | No Change |
| 27149480300 | MIDDLE | NO | MIDDLE | NO | No Change |

| Summary Data: Stevens | 2021 | 2022 |
|--------------------------------------|---------|---------|
| Number of Census Tracts | 3 | 3 |
| Number of Minority Tracts | 0 | 0 |
| Percentage of Minority Tracts | 0.00% | 0.00% |
| Number of Low Income Tracts | 0 | 0 |
| Percentage of Low Income Tracts | 0.00% | 0.00% |
| Number of Moderate Income Tracts | 0 | 0 |
| Percentage of Moderate Income Tracts | 0.00% | 0.00% |
| Number of Middle Income Tracts | 3 | 3 |
| Percentage of Middle Income Tracts | 100.00% | 100.00% |
| Number of Upper Income Tracts | 0 | 0 |
| Percentage of Upper Income Tracts | 0.00% | 0.00% |
| Number of NA Income Tracts | 0 | 0 |
| Percentage of NA Income Tracts | 0.00% | 0.00% |

Swift, MINNESOTA

| Census Tract | 2021 | | 2022 | | Change in Tract Income Class from 2021 through 2022 |
|--------------|--------------------|----------------|--------------------|----------------|---|
| | Tract Income Class | Minority Tract | Tract Income Class | Minority Tract | |

Swift, MINNESOTA

| Census Tract | 2021 | | 2022 | | Change in Tract Income Class from 2021 through 2022 |
|--------------|--------------------|----------------|--------------------|----------------|---|
| | Tract Income Class | Minority Tract | Tract Income Class | Minority Tract | |
| 27151960100 | MIDDLE | NO | MIDDLE | NO | No Change |
| 27151960200 | MIDDLE | NO | MIDDLE | NO | No Change |
| 27151960300 | UPPER | NO | UPPER | NO | No Change |
| 27151960400 | MODERATE | NO | MIDDLE | NO | MODERATE to MIDDLE |

| Summary Data: Swift | 2021 | 2022 |
|--------------------------------------|--------|--------|
| Number of Census Tracts | 4 | 4 |
| Number of Minority Tracts | 0 | 0 |
| Percentage of Minority Tracts | 0.00% | 0.00% |
| Number of Low Income Tracts | 0 | 0 |
| Percentage of Low Income Tracts | 0.00% | 0.00% |
| Number of Moderate Income Tracts | 1 | 0 |
| Percentage of Moderate Income Tracts | 25.00% | 0.00% |
| Number of Middle Income Tracts | 2 | 3 |
| Percentage of Middle Income Tracts | 50.00% | 75.00% |
| Number of Upper Income Tracts | 1 | 1 |
| Percentage of Upper Income Tracts | 25.00% | 25.00% |
| Number of NA Income Tracts | 0 | 0 |
| Percentage of NA Income Tracts | 0.00% | 0.00% |



Todd, MINNESOTA

| Census Tract | 2021 | | 2022 | | Change in Tract Income Class from 2021 through 2022 |
|--------------|--------------------|----------------|--------------------|----------------|---|
| | Tract Income Class | Minority Tract | Tract Income Class | Minority Tract | |
| 27153790100 | MODERATE | NO | MIDDLE | NO | MODERATE to MIDDLE |
| 27153790200 | MIDDLE | NO | MIDDLE | NO | No Change |
| 27153790300 | MIDDLE | NO | MODERATE | NO | MIDDLE to MODERATE |
| 27153790400 | MIDDLE | NO | MIDDLE | NO | No Change |
| 27153790500 | MIDDLE | NO | MIDDLE | NO | No Change |
| 27153790600 | MIDDLE | NO | MIDDLE | NO | No Change |
| 27153790700 | MIDDLE | NO | MIDDLE | NO | No Change |
| 27153790800 | MIDDLE | NO | MIDDLE | NO | No Change |

Todd, MINNESOTA

| Census Tract | 2021 | | 2022 | | Change in Tract Income Class from 2021 through 2022 |
|--------------|--------------------|----------------|--------------------|----------------|---|
| | Tract Income Class | Minority Tract | Tract Income Class | Minority Tract | |

| Summary Data: Todd | 2021 | 2022 |
|--------------------------------------|--------|--------|
| Number of Census Tracts | 8 | 8 |
| Number of Minority Tracts | 0 | 0 |
| Percentage of Minority Tracts | 0.00% | 0.00% |
| Number of Low Income Tracts | 0 | 0 |
| Percentage of Low Income Tracts | 0.00% | 0.00% |
| Number of Moderate Income Tracts | 1 | 1 |
| Percentage of Moderate Income Tracts | 12.50% | 12.50% |
| Number of Middle Income Tracts | 7 | 7 |
| Percentage of Middle Income Tracts | 87.50% | 87.50% |
| Number of Upper Income Tracts | 0 | 0 |
| Percentage of Upper Income Tracts | 0.00% | 0.00% |
| Number of NA Income Tracts | 0 | 0 |
| Percentage of NA Income Tracts | 0.00% | 0.00% |

Traverse, MINNESOTA

| Census Tract | 2021 | | 2022 | | Change in Tract Income Class from 2021 through 2022 |
|--------------|--------------------|----------------|--------------------|----------------|---|
| | Tract Income Class | Minority Tract | Tract Income Class | Minority Tract | |
| 27155460100 | MIDDLE | NO | MIDDLE | NO | No Change |
| 27155460200 | MIDDLE | NO | MIDDLE | NO | No Change |



Traverse, MINNESOTA

| Census Tract | 2021 | | 2022 | | Change in Tract Income Class from 2021 through 2022 |
|--------------|--------------------|----------------|--------------------|----------------|---|
| | Tract Income Class | Minority Tract | Tract Income Class | Minority Tract | |

| Summary Data: Traverse | 2021 | 2022 |
|--------------------------------------|---------|---------|
| Number of Census Tracts | 2 | 2 |
| Number of Minority Tracts | 0 | 0 |
| Percentage of Minority Tracts | 0.00% | 0.00% |
| Number of Low Income Tracts | 0 | 0 |
| Percentage of Low Income Tracts | 0.00% | 0.00% |
| Number of Moderate Income Tracts | 0 | 0 |
| Percentage of Moderate Income Tracts | 0.00% | 0.00% |
| Number of Middle Income Tracts | 2 | 2 |
| Percentage of Middle Income Tracts | 100.00% | 100.00% |
| Number of Upper Income Tracts | 0 | 0 |
| Percentage of Upper Income Tracts | 0.00% | 0.00% |
| Number of NA Income Tracts | 0 | 0 |
| Percentage of NA Income Tracts | 0.00% | 0.00% |

Wabasha, MINNESOTA

| Census Tract | 2021 | | 2022 | | Change in Tract Income Class from 2021 through 2022 |
|--------------|--------------------|----------------|--------------------|----------------|---|
| | Tract Income Class | Minority Tract | Tract Income Class | Minority Tract | |
| 27157490100 | MODERATE | NO | MODERATE | NO | No Change |
| 27157490200 | MIDDLE | NO | MIDDLE | NO | No Change |
| 27157490300 | MODERATE | NO | MIDDLE | NO | MODERATE to MIDDLE |

Wabasha, MINNESOTA

| Census Tract | 2021 | | 2022 | | Change in Tract Income Class from 2021 through 2022 |
|--------------|--------------------|----------------|--------------------|----------------|---|
| | Tract Income Class | Minority Tract | Tract Income Class | Minority Tract | |
| 27157490400 | MIDDLE | NO | MIDDLE | NO | No Change |
| 27157490500 | MIDDLE | NO | MIDDLE | NO | No Change |
| 27157490600 | MIDDLE | NO | MODERATE | NO | MIDDLE to MODERATE |

| Summary Data: Wabasha | 2021 | 2022 |
|--------------------------------------|--------|--------|
| Number of Census Tracts | 6 | 6 |
| Number of Minority Tracts | 0 | 0 |
| Percentage of Minority Tracts | 0.00% | 0.00% |
| Number of Low Income Tracts | 0 | 0 |
| Percentage of Low Income Tracts | 0.00% | 0.00% |
| Number of Moderate Income Tracts | 2 | 2 |
| Percentage of Moderate Income Tracts | 33.33% | 33.33% |
| Number of Middle Income Tracts | 4 | 4 |
| Percentage of Middle Income Tracts | 66.67% | 66.67% |
| Number of Upper Income Tracts | 0 | 0 |
| Percentage of Upper Income Tracts | 0.00% | 0.00% |
| Number of NA Income Tracts | 0 | 0 |
| Percentage of NA Income Tracts | 0.00% | 0.00% |

Wadena, MINNESOTA

| Census Tract | 2021 | | 2022 | | Change in Tract Income Class from 2021 through 2022 |
|--------------|--------------------|----------------|--------------------|----------------|---|
| | Tract Income Class | Minority Tract | Tract Income Class | Minority Tract | |



Wadena, MINNESOTA

| Census Tract | 2021 | | 2022 | | Change in Tract Income Class from 2021 through 2022 |
|--------------|--------------------|----------------|--------------------|----------------|---|
| | Tract Income Class | Minority Tract | Tract Income Class | Minority Tract | |
| 27159480100 | MIDDLE | NO | MIDDLE | NO | No Change |
| 27159480200 | MIDDLE | NO | MIDDLE | NO | No Change |
| 27159480300 | MODERATE | NO | MODERATE | NO | No Change |

| Summary Data: Wadena | 2021 | 2022 |
|--------------------------------------|--------|--------|
| Number of Census Tracts | 3 | 3 |
| Number of Minority Tracts | 0 | 0 |
| Percentage of Minority Tracts | 0.00% | 0.00% |
| Number of Low Income Tracts | 0 | 0 |
| Percentage of Low Income Tracts | 0.00% | 0.00% |
| Number of Moderate Income Tracts | 1 | 1 |
| Percentage of Moderate Income Tracts | 33.33% | 33.33% |
| Number of Middle Income Tracts | 2 | 2 |
| Percentage of Middle Income Tracts | 66.67% | 66.67% |
| Number of Upper Income Tracts | 0 | 0 |
| Percentage of Upper Income Tracts | 0.00% | 0.00% |
| Number of NA Income Tracts | 0 | 0 |
| Percentage of NA Income Tracts | 0.00% | 0.00% |

Waseca, MINNESOTA

| Census Tract | 2021 | | 2022 | | Change in Tract Income Class from 2021 through 2022 |
|--------------|--------------------|----------------|--------------------|----------------|---|
| | Tract Income Class | Minority Tract | Tract Income Class | Minority Tract | |

Waseca, MINNESOTA

| Census Tract | 2021 | | 2022 | | Change in Tract Income Class from 2021 through 2022 |
|--------------|--------------------|----------------|--------------------|----------------|---|
| | Tract Income Class | Minority Tract | Tract Income Class | Minority Tract | |
| 27161790100 | MIDDLE | NO | MIDDLE | NO | No Change |
| 27161790200 | MIDDLE | NO | MIDDLE | NO | No Change |
| 27161790300 | UPPER | NO | UPPER | NO | No Change |
| 27161790400 | MIDDLE | NO | MIDDLE | NO | No Change |
| 27161790500 | MIDDLE | NO | MODERATE | NO | MIDDLE to MODERATE |

| Summary Data: Waseca | 2021 | 2022 |
|--------------------------------------|--------|--------|
| Number of Census Tracts | 5 | 5 |
| Number of Minority Tracts | 0 | 0 |
| Percentage of Minority Tracts | 0.00% | 0.00% |
| Number of Low Income Tracts | 0 | 0 |
| Percentage of Low Income Tracts | 0.00% | 0.00% |
| Number of Moderate Income Tracts | 0 | 1 |
| Percentage of Moderate Income Tracts | 0.00% | 20.00% |
| Number of Middle Income Tracts | 4 | 3 |
| Percentage of Middle Income Tracts | 80.00% | 60.00% |
| Number of Upper Income Tracts | 1 | 1 |
| Percentage of Upper Income Tracts | 20.00% | 20.00% |
| Number of NA Income Tracts | 0 | 0 |
| Percentage of NA Income Tracts | 0.00% | 0.00% |



Washington, MINNESOTA

| Census Tract | 2021 | | 2022 | | Change in Tract Income Class from 2021 through 2022 |
|--------------|--------------------|----------------|--------------------|----------------|---|
| | Tract Income Class | Minority Tract | Tract Income Class | Minority Tract | |
| 27163070103 | MODERATE | NO | MIDDLE | NO | MODERATE to MIDDLE |
| 27163070104 | MODERATE | NO | MODERATE | NO | No Change |
| 27163070105 | MIDDLE | NO | UPPER | NO | MIDDLE to UPPER |
| 27163070106 | MIDDLE | NO | | | Not Applicable |
| 27163070107 | | | MIDDLE | NO | Not Applicable |
| 27163070108 | | | MIDDLE | NO | Not Applicable |
| 27163070203 | MIDDLE | NO | | | Not Applicable |
| 27163070204 | MIDDLE | NO | MIDDLE | NO | No Change |
| 27163070205 | MIDDLE | NO | MIDDLE | NO | No Change |
| 27163070206 | UPPER | NO | UPPER | NO | No Change |
| 27163070207 | | | UPPER | NO | Not Applicable |
| 27163070208 | | | MIDDLE | NO | Not Applicable |
| 27163070301 | UPPER | NO | UPPER | NO | No Change |
| 27163070303 | UPPER | NO | UPPER | NO | No Change |
| 27163070304 | MIDDLE | NO | MIDDLE | NO | No Change |
| 27163070403 | UPPER | NO | MIDDLE | NO | UPPER to MIDDLE |
| 27163070404 | UPPER | NO | UPPER | NO | No Change |
| 27163070405 | UPPER | NO | UPPER | NO | No Change |
| 27163070406 | UPPER | NO | MIDDLE | NO | UPPER to MIDDLE |
| 27163070501 | UPPER | NO | UPPER | NO | No Change |
| 27163070502 | MIDDLE | NO | MIDDLE | NO | No Change |
| 27163070601 | MIDDLE | NO | | | Not Applicable |
| 27163070602 | MIDDLE | NO | MIDDLE | NO | No Change |
| 27163070603 | | | MIDDLE | NO | Not Applicable |
| 27163070604 | | | MIDDLE | NO | Not Applicable |
| 27163070701 | UPPER | NO | | | Not Applicable |
| 27163070703 | MIDDLE | NO | MIDDLE | NO | No Change |

Washington, MINNESOTA

| Census Tract | 2021 | | 2022 | | Change in Tract Income Class from 2021 through 2022 |
|--------------|--------------------|----------------|--------------------|----------------|---|
| | Tract Income Class | Minority Tract | Tract Income Class | Minority Tract | |
| 27163070704 | MIDDLE | NO | MIDDLE | NO | No Change |
| 27163070705 | | | UPPER | NO | Not Applicable |
| 27163070706 | | | UPPER | NO | Not Applicable |
| 27163070801 | NA | YES | NA | YES | No Change |
| 27163070802 | NA | YES | NA | YES | No Change |
| 27163070906 | MIDDLE | NO | MIDDLE | NO | No Change |
| 27163070907 | MIDDLE | NO | MIDDLE | NO | No Change |
| 27163070909 | UPPER | NO | MIDDLE | NO | UPPER to MIDDLE |
| 27163070910 | MIDDLE | NO | MIDDLE | NO | No Change |
| 27163070911 | MODERATE | NO | MODERATE | NO | No Change |
| 27163070912 | MODERATE | NO | MODERATE | NO | No Change |
| 27163071001 | MODERATE | NO | MODERATE | NO | No Change |
| 27163071003 | MIDDLE | NO | MODERATE | NO | MIDDLE to MODERATE |
| 27163071006 | UPPER | NO | MIDDLE | NO | UPPER to MIDDLE |
| 27163071010 | UPPER | NO | UPPER | NO | No Change |
| 27163071011 | UPPER | NO | UPPER | NO | No Change |
| 27163071012 | MIDDLE | NO | MODERATE | NO | MIDDLE to MODERATE |
| 27163071013 | MIDDLE | NO | MIDDLE | NO | No Change |
| 27163071014 | UPPER | NO | UPPER | NO | No Change |
| 27163071015 | UPPER | NO | | | Not Applicable |
| 27163071016 | UPPER | NO | UPPER | NO | No Change |
| 27163071017 | UPPER | NO | | | Not Applicable |
| 27163071018 | UPPER | NO | | | Not Applicable |
| 27163071019 | | | UPPER | NO | Not Applicable |
| 27163071020 | | | UPPER | NO | Not Applicable |
| 27163071021 | | | MIDDLE | NO | Not Applicable |
| 27163071022 | | | UPPER | NO | Not Applicable |



Washington, MINNESOTA

| Census Tract | 2021 | | 2022 | | Change in Tract Income Class from 2021 through 2022 |
|--------------|--------------------|----------------|--------------------|----------------|---|
| | Tract Income Class | Minority Tract | Tract Income Class | Minority Tract | |
| 27163071023 | | | UPPER | NO | Not Applicable |
| 27163071024 | | | MIDDLE | NO | Not Applicable |
| 27163071025 | | | MIDDLE | NO | Not Applicable |
| 27163071101 | MIDDLE | NO | MIDDLE | NO | No Change |
| 27163071102 | UPPER | NO | UPPER | NO | No Change |
| 27163071206 | UPPER | NO | | | Not Applicable |
| 27163071207 | MIDDLE | NO | MIDDLE | NO | No Change |
| 27163071208 | MIDDLE | NO | MIDDLE | NO | No Change |
| 27163071209 | MIDDLE | NO | MIDDLE | NO | No Change |
| 27163071210 | | | MIDDLE | NO | Not Applicable |
| 27163071211 | | | UPPER | NO | Not Applicable |
| 27163071300 | MIDDLE | NO | MIDDLE | NO | No Change |
| 27163071400 | MIDDLE | NO | MIDDLE | NO | No Change |

Washington, MINNESOTA

| Census Tract | 2021 | | 2022 | | Change in Tract Income Class from 2021 through 2022 |
|---|--------------------|----------------|--------------------|----------------|---|
| | Tract Income Class | Minority Tract | Tract Income Class | Minority Tract | |
| Summary Data: Washington | | | 2021 | 2022 | |
| Number of Census Tracts | | | 50 | 59 | |
| Number of Minority Tracts | | | 2 | 2 | |
| Percentage of Minority Tracts | | | 4.00% | 3.39% | |
| Number of Low Income Tracts | | | 0 | 0 | |
| Percentage of Low Income Tracts | | | 0.00% | 0.00% | |
| Number of Moderate Income Tracts | | | 5 | 6 | |
| Percentage of Moderate Income Tracts | | | 10.00% | 10.17% | |
| Number of Middle Income Tracts | | | 23 | 31 | |
| Percentage of Middle Income Tracts | | | 46.00% | 52.54% | |
| Number of Upper Income Tracts | | | 20 | 20 | |
| Percentage of Upper Income Tracts | | | 40.00% | 33.90% | |
| Number of NA Income Tracts | | | 2 | 2 | |
| Percentage of NA Income Tracts | | | 4.00% | 3.39% | |

Watsonwan, MINNESOTA

| Census Tract | 2021 | | 2022 | | Change in Tract Income Class from 2021 through 2022 |
|--------------|--------------------|----------------|--------------------|----------------|---|
| | Tract Income Class | Minority Tract | Tract Income Class | Minority Tract | |
| 27165950100 | MIDDLE | NO | MIDDLE | NO | No Change |
| 27165950200 | MIDDLE | NO | MIDDLE | NO | No Change |
| 27165950300 | MIDDLE | NO | MIDDLE | NO | No Change |



Watonwan, MINNESOTA

| Census Tract | 2021 | | 2022 | | Change in Tract Income Class from 2021 through 2022 |
|--------------|--------------------|----------------|--------------------|----------------|---|
| | Tract Income Class | Minority Tract | Tract Income Class | Minority Tract | |

| Summary Data: Watonwan | 2021 | 2022 |
|--------------------------------------|---------|---------|
| Number of Census Tracts | 3 | 3 |
| Number of Minority Tracts | 0 | 0 |
| Percentage of Minority Tracts | 0.00% | 0.00% |
| Number of Low Income Tracts | 0 | 0 |
| Percentage of Low Income Tracts | 0.00% | 0.00% |
| Number of Moderate Income Tracts | 0 | 0 |
| Percentage of Moderate Income Tracts | 0.00% | 0.00% |
| Number of Middle Income Tracts | 3 | 3 |
| Percentage of Middle Income Tracts | 100.00% | 100.00% |
| Number of Upper Income Tracts | 0 | 0 |
| Percentage of Upper Income Tracts | 0.00% | 0.00% |
| Number of NA Income Tracts | 0 | 0 |
| Percentage of NA Income Tracts | 0.00% | 0.00% |

Wilkin, MINNESOTA

| Census Tract | 2021 | | 2022 | | Change in Tract Income Class from 2021 through 2022 |
|--------------|--------------------|----------------|--------------------|----------------|---|
| | Tract Income Class | Minority Tract | Tract Income Class | Minority Tract | |

| Summary Data: Wilkin | 2021 | 2022 |
|--------------------------------------|---------|---------|
| Number of Census Tracts | 2 | 2 |
| Number of Minority Tracts | 0 | 0 |
| Percentage of Minority Tracts | 0.00% | 0.00% |
| Number of Low Income Tracts | 0 | 0 |
| Percentage of Low Income Tracts | 0.00% | 0.00% |
| Number of Moderate Income Tracts | 0 | 0 |
| Percentage of Moderate Income Tracts | 0.00% | 0.00% |
| Number of Middle Income Tracts | 2 | 2 |
| Percentage of Middle Income Tracts | 100.00% | 100.00% |
| Number of Upper Income Tracts | 0 | 0 |
| Percentage of Upper Income Tracts | 0.00% | 0.00% |
| Number of NA Income Tracts | 0 | 0 |
| Percentage of NA Income Tracts | 0.00% | 0.00% |

Wilkin, MINNESOTA

| Census Tract | 2021 | | 2022 | | Change in Tract Income Class from 2021 through 2022 |
|--------------|--------------------|----------------|--------------------|----------------|---|
| | Tract Income Class | Minority Tract | Tract Income Class | Minority Tract | |
| 27167950100 | MIDDLE | NO | MIDDLE | NO | No Change |
| 27167950200 | MIDDLE | NO | MIDDLE | NO | No Change |

Winona, MINNESOTA

| Census Tract | 2021 | | 2022 | | Change in Tract Income Class from 2021 through 2022 |
|--------------|--------------------|----------------|--------------------|----------------|---|
| | Tract Income Class | Minority Tract | Tract Income Class | Minority Tract | |
| 27169670100 | MIDDLE | NO | | | Not Applicable |
| 27169670101 | | | MIDDLE | NO | Not Applicable |
| 27169670102 | | | MIDDLE | NO | Not Applicable |



Winona, MINNESOTA

| Census Tract | 2021 | | 2022 | | Change in Tract Income Class from 2021 through 2022 |
|--------------|--------------------|----------------|--------------------|----------------|---|
| | Tract Income Class | Minority Tract | Tract Income Class | Minority Tract | |
| 27169670200 | MIDDLE | NO | MIDDLE | NO | No Change |
| 27169670300 | MIDDLE | NO | | | Not Applicable |
| 27169670301 | | | MIDDLE | NO | Not Applicable |
| 27169670302 | | | UPPER | NO | Not Applicable |
| 27169670400 | MIDDLE | NO | MIDDLE | NO | No Change |
| 27169670500 | MIDDLE | NO | MIDDLE | NO | No Change |
| 27169670600 | MIDDLE | NO | MIDDLE | NO | No Change |
| 27169670700 | MODERATE | NO | MIDDLE | NO | MODERATE to MIDDLE |
| 27169670800 | UPPER | NO | | | Not Applicable |
| 27169670801 | | | MIDDLE | NO | Not Applicable |
| 27169670802 | | | UPPER | NO | Not Applicable |
| 27169670900 | MIDDLE | NO | MIDDLE | NO | No Change |
| 27169671000 | MIDDLE | NO | UPPER | NO | MIDDLE to UPPER |

Winona, MINNESOTA

| Census Tract | 2021 | | 2022 | | Change in Tract Income Class from 2021 through 2022 |
|--------------|--------------------|----------------|--------------------|----------------|---|
| | Tract Income Class | Minority Tract | Tract Income Class | Minority Tract | |

| Summary Data: Winona | 2021 | 2022 |
|--------------------------------------|--------|--------|
| Number of Census Tracts | 10 | 13 |
| Number of Minority Tracts | 0 | 0 |
| Percentage of Minority Tracts | 0.00% | 0.00% |
| Number of Low Income Tracts | 0 | 0 |
| Percentage of Low Income Tracts | 0.00% | 0.00% |
| Number of Moderate Income Tracts | 1 | 0 |
| Percentage of Moderate Income Tracts | 10.00% | 0.00% |
| Number of Middle Income Tracts | 8 | 10 |
| Percentage of Middle Income Tracts | 80.00% | 76.92% |
| Number of Upper Income Tracts | 1 | 3 |
| Percentage of Upper Income Tracts | 10.00% | 23.08% |
| Number of NA Income Tracts | 0 | 0 |
| Percentage of NA Income Tracts | 0.00% | 0.00% |

Wright, MINNESOTA

| Census Tract | 2021 | | 2022 | | Change in Tract Income Class from 2021 through 2022 |
|--------------|--------------------|----------------|--------------------|----------------|---|
| | Tract Income Class | Minority Tract | Tract Income Class | Minority Tract | |
| 27171100100 | MIDDLE | NO | | | Not Applicable |
| 27171100101 | | | MIDDLE | NO | Not Applicable |
| 27171100102 | | | MIDDLE | NO | Not Applicable |



GeoDataVision Report D-1 Census Tract Reference Book 2021/2022: MINNESOTA

Wright, MINNESOTA

| Census Tract | 2021 | | 2022 | | Change in Tract Income Class from 2021 through 2022 |
|--------------|--------------------|----------------|--------------------|----------------|---|
| | Tract Income Class | Minority Tract | Tract Income Class | Minority Tract | |
| 27171100202 | MIDDLE | NO | MIDDLE | NO | No Change |
| 27171100203 | MIDDLE | NO | MODERATE | NO | MIDDLE to MODERATE |
| 27171100204 | MIDDLE | NO | | | Not Applicable |
| 27171100205 | | | MIDDLE | NO | Not Applicable |
| 27171100206 | | | MIDDLE | NO | Not Applicable |
| 27171100300 | MIDDLE | NO | MIDDLE | NO | No Change |
| 27171100400 | MIDDLE | NO | | | Not Applicable |
| 27171100401 | | | MIDDLE | NO | Not Applicable |
| 27171100402 | | | MODERATE | NO | Not Applicable |
| 27171100500 | MIDDLE | NO | MIDDLE | NO | No Change |
| 27171100701 | MIDDLE | NO | MIDDLE | NO | No Change |
| 27171100702 | MIDDLE | NO | | | Not Applicable |
| 27171100703 | MIDDLE | NO | | | Not Applicable |
| 27171100704 | | | MIDDLE | NO | Not Applicable |
| 27171100705 | | | MIDDLE | NO | Not Applicable |
| 27171100706 | | | MIDDLE | NO | Not Applicable |
| 27171100707 | | | MIDDLE | NO | Not Applicable |
| 27171100801 | MIDDLE | NO | | | Not Applicable |
| 27171100802 | MIDDLE | NO | | | Not Applicable |
| 27171100803 | | | MIDDLE | NO | Not Applicable |
| 27171100804 | | | MIDDLE | NO | Not Applicable |
| 27171100805 | | | UPPER | NO | Not Applicable |
| 27171100806 | | | UPPER | NO | Not Applicable |
| 27171100807 | | | MIDDLE | NO | Not Applicable |
| 27171100900 | MIDDLE | NO | MIDDLE | NO | No Change |
| 27171101000 | MIDDLE | NO | | | Not Applicable |
| 27171101001 | | | UPPER | NO | Not Applicable |

Wright, MINNESOTA

| Census Tract | 2021 | | 2022 | | Change in Tract Income Class from 2021 through 2022 |
|--------------|--------------------|----------------|--------------------|----------------|---|
| | Tract Income Class | Minority Tract | Tract Income Class | Minority Tract | |
| 27171101002 | | | MIDDLE | NO | Not Applicable |
| 27171101100 | MIDDLE | NO | | | Not Applicable |
| 27171101101 | | | MIDDLE | NO | Not Applicable |
| 27171101102 | | | MIDDLE | NO | Not Applicable |
| 27171101200 | MIDDLE | NO | MIDDLE | NO | No Change |
| 27171101300 | MIDDLE | NO | MODERATE | NO | MIDDLE to MODERATE |


| Summary Data: Wright | 2021 | 2022 |
|--------------------------------------|---------|--------|
| Number of Census Tracts | 17 | 27 |
| Number of Minority Tracts | 0 | 0 |
| Percentage of Minority Tracts | 0.00% | 0.00% |
| Number of Low Income Tracts | 0 | 0 |
| Percentage of Low Income Tracts | 0.00% | 0.00% |
| Number of Moderate Income Tracts | 0 | 3 |
| Percentage of Moderate Income Tracts | 0.00% | 11.11% |
| Number of Middle Income Tracts | 17 | 21 |
| Percentage of Middle Income Tracts | 100.00% | 77.78% |
| Number of Upper Income Tracts | 0 | 3 |
| Percentage of Upper Income Tracts | 0.00% | 11.11% |
| Number of NA Income Tracts | 0 | 0 |
| Percentage of NA Income Tracts | 0.00% | 0.00% |



Yellow Medicine, MINNESOTA

| Census Tract | 2021 | | 2022 | | Change in Tract Income Class from 2021 through 2022 |
|--------------|--------------------|----------------|--------------------|----------------|---|
| | Tract Income Class | Minority Tract | Tract Income Class | Minority Tract | |
| 27173970100 | MIDDLE | NO | MIDDLE | NO | No Change |
| 27173970200 | MIDDLE | NO | MIDDLE | NO | No Change |
| 27173970300 | MIDDLE | NO | MIDDLE | NO | No Change |
| 27173970400 | MIDDLE | NO | MIDDLE | NO | No Change |

| Summary Data: Yellow Medicine | 2021 | 2022 |
|--------------------------------------|---------|---------|
| Number of Census Tracts | 4 | 4 |
| Number of Minority Tracts | 0 | 0 |
| Percentage of Minority Tracts | 0.00% | 0.00% |
| Number of Low Income Tracts | 0 | 0 |
| Percentage of Low Income Tracts | 0.00% | 0.00% |
| Number of Moderate Income Tracts | 0 | 0 |
| Percentage of Moderate Income Tracts | 0.00% | 0.00% |
| Number of Middle Income Tracts | 4 | 4 |
| Percentage of Middle Income Tracts | 100.00% | 100.00% |
| Number of Upper Income Tracts | 0 | 0 |
| Percentage of Upper Income Tracts | 0.00% | 0.00% |
| Number of NA Income Tracts | 0 | 0 |
| Percentage of NA Income Tracts | 0.00% | 0.00% |



| Summary Data: MINNESOTA | 2021 | 2022 |
|--------------------------------------|--------|--------|
| Number of Census Tracts | 1,338 | 1,505 |
| Number of Minority Tracts | 109 | 134 |
| Percentage of Minority Tracts | 8.15% | 8.90% |
| Number of Low Income Tracts | 60 | 57 |
| Percentage of Low Income Tracts | 4.48% | 3.79% |
| Number of Moderate Income Tracts | 255 | 294 |
| Percentage of Moderate Income Tracts | 19.06% | 19.53% |
| Number of Middle Income Tracts | 751 | 811 |
| Percentage of Middle Income Tracts | 56.13% | 53.89% |
| Number of Upper Income Tracts | 262 | 326 |
| Percentage of Upper Income Tracts | 19.58% | 21.66% |
| Number of NA Income Tracts | 10 | 17 |
| Percentage of NA Income Tracts | 0.75% | 1.13% |

