

GeoDataVision Report D-1 Census Tract Reference Book 2022

Tract Income Classification and Minority Status—Based on Census data released by the FFIEC April 2022

Alcona, MICHIGAN

Census Tract	Tract Income Class	Minority Tract
26001000100	MIDDLE	NO
26001970100	MIDDLE	NO
26001970400	MIDDLE	NO
26001970500	MODERATE	NO
26001970600	MIDDLE	NO
26001990000	NA	NO

Summary Data: Alcona

Number of Census Tracts	6
Number of Minority Tracts	0
Percentage of Minority Tracts	0.00%
Number of Low Income Tracts	0
Percentage of Low Income Tracts	0.00%
Number of Moderate Income Tracts	1
Percentage of Moderate Income Tracts	16.67%
Number of Middle Income Tracts	4
Percentage of Middle Income Tracts	66.67%
Number of Upper Income Tracts	0
Percentage of Upper Income Tracts	0.00%
Number of NA Income Tracts	1
Percentage of NA Income Tracts	16.67%

Alger, MICHIGAN

Census Tract	Tract Income Class	Minority Tract
26003000100	MIDDLE	NO
26003000200	MIDDLE	NO
26003000300	MIDDLE	NO
26003990000	NA	NO

Summary Data: Alger

Number of Census Tracts	4
Number of Minority Tracts	0
Percentage of Minority Tracts	0.00%
Number of Low Income Tracts	0
Percentage of Low Income Tracts	0.00%
Number of Moderate Income Tracts	0
Percentage of Moderate Income Tracts	0.00%
Number of Middle Income Tracts	3
Percentage of Middle Income Tracts	75.00%
Number of Upper Income Tracts	0
Percentage of Upper Income Tracts	0.00%
Number of NA Income Tracts	1
Percentage of NA Income Tracts	25.00%

Allegan, MICHIGAN

Census Tract	Tract Income Class	Minority Tract
26005030200	UPPER	NO
26005030301	MIDDLE	NO
26005030302	MIDDLE	NO
26005030402	UPPER	NO
26005030403	UPPER	NO
26005030404	UPPER	NO
26005030501	UPPER	NO
26005030502	MIDDLE	NO
26005030600	UPPER	NO
26005030702	UPPER	NO
26005030703	MIDDLE	NO
26005030704	MIDDLE	NO
26005030801	UPPER	NO
26005030802	UPPER	NO
26005030901	UPPER	NO
26005030902	UPPER	NO
26005031001	MODERATE	NO
26005031002	MIDDLE	NO
26005031101	MIDDLE	NO
26005031102	MIDDLE	NO
26005031200	MODERATE	NO
26005031300	MIDDLE	NO
26005031800	MIDDLE	NO
26005031900	MIDDLE	NO
26005032000	MIDDLE	NO
26005032100	UPPER	NO



Allegan, MICHIGAN

Census Tract	Tract Income Class	Minority Tract
26005032200	MIDDLE	NO
26005032401	MIDDLE	YES
26005032402	MIDDLE	NO
26005032600	MIDDLE	NO
26005990000	NA	NO

Summary Data: Allegan

Number of Census Tracts	31
Number of Minority Tracts	1
Percentage of Minority Tracts	3.23%
Number of Low Income Tracts	0
Percentage of Low Income Tracts	0.00%
Number of Moderate Income Tracts	2
Percentage of Moderate Income Tracts	6.45%
Number of Middle Income Tracts	16
Percentage of Middle Income Tracts	51.61%
Number of Upper Income Tracts	12
Percentage of Upper Income Tracts	38.71%
Number of NA Income Tracts	1
Percentage of NA Income Tracts	3.23%

Alpena, MICHIGAN

Census Tract	Tract Income Class	Minority Tract
--------------	--------------------	----------------

Alpena, MICHIGAN

Census Tract	Tract Income Class	Minority Tract
26007000101	MIDDLE	NO
26007000102	MIDDLE	NO
26007000200	MIDDLE	NO
26007000300	MIDDLE	NO
26007000400	MODERATE	NO
26007000500	MODERATE	NO
26007000600	MIDDLE	NO
26007000700	MIDDLE	NO
26007000800	MIDDLE	NO
26007000900	MIDDLE	NO
26007990000	NA	NO

Alpena, MICHIGAN

Census Tract	Tract Income Class	Minority Tract
--------------	--------------------	----------------

Summary Data: Alpena

Number of Census Tracts	11
Number of Minority Tracts	0
Percentage of Minority Tracts	0.00%
Number of Low Income Tracts	0
Percentage of Low Income Tracts	0.00%
Number of Moderate Income Tracts	2
Percentage of Moderate Income Tracts	18.18%
Number of Middle Income Tracts	8
Percentage of Middle Income Tracts	72.73%
Number of Upper Income Tracts	0
Percentage of Upper Income Tracts	0.00%
Number of NA Income Tracts	1
Percentage of NA Income Tracts	9.09%

Antrim, MICHIGAN

Census Tract	Tract Income Class	Minority Tract
26009960100	MIDDLE	NO
26009960200	MIDDLE	NO
26009960300	MIDDLE	NO
26009960401	UPPER	NO
26009960402	MIDDLE	NO



Antrim, MICHIGAN

Census Tract	Tract Income Class	Minority Tract
26009960501	MIDDLE	NO
26009960502	MIDDLE	NO
26009960600	UPPER	NO
26009960701	MIDDLE	NO
26009960702	MODERATE	NO
26009990000	NA	NO

Summary Data: Antrim

Number of Census Tracts	11
Number of Minority Tracts	0
Percentage of Minority Tracts	0.00%
Number of Low Income Tracts	0
Percentage of Low Income Tracts	0.00%
Number of Moderate Income Tracts	1
Percentage of Moderate Income Tracts	9.09%
Number of Middle Income Tracts	7
Percentage of Middle Income Tracts	63.64%
Number of Upper Income Tracts	2
Percentage of Upper Income Tracts	18.18%
Number of NA Income Tracts	1
Percentage of NA Income Tracts	9.09%

Arenac, MICHIGAN

Census Tract	Tract Income Class	Minority Tract
26011970100	MODERATE	NO
26011970200	MIDDLE	NO
26011970300	MIDDLE	NO
26011970400	MIDDLE	NO
26011970500	MIDDLE	NO
26011990000	NA	NO
26011990100	NA	NO

Summary Data: Arenac

Number of Census Tracts	7
Number of Minority Tracts	0
Percentage of Minority Tracts	0.00%
Number of Low Income Tracts	0
Percentage of Low Income Tracts	0.00%
Number of Moderate Income Tracts	1
Percentage of Moderate Income Tracts	14.29%
Number of Middle Income Tracts	4
Percentage of Middle Income Tracts	57.14%
Number of Upper Income Tracts	0
Percentage of Upper Income Tracts	0.00%
Number of NA Income Tracts	2
Percentage of NA Income Tracts	28.57%

Baraga, MICHIGAN


Census Tract	Tract Income Class	Minority Tract
26013000100	MIDDLE	NO
26013000200	MIDDLE	NO
26013990100	NA	NO

Summary Data: Baraga

Number of Census Tracts	3
Number of Minority Tracts	0
Percentage of Minority Tracts	0.00%
Number of Low Income Tracts	0
Percentage of Low Income Tracts	0.00%
Number of Moderate Income Tracts	0
Percentage of Moderate Income Tracts	0.00%
Number of Middle Income Tracts	2
Percentage of Middle Income Tracts	66.67%
Number of Upper Income Tracts	0
Percentage of Upper Income Tracts	0.00%
Number of NA Income Tracts	1
Percentage of NA Income Tracts	33.33%

Barry, MICHIGAN

Census Tract	Tract Income Class	Minority Tract
26015010100	MIDDLE	NO
26015010200	UPPER	NO



Barry, MICHIGAN

Census Tract	Tract Income Class	Minority Tract
26015010301	MIDDLE	NO
26015010302	UPPER	NO
26015010401	UPPER	NO
26015010403	UPPER	NO
26015010404	MIDDLE	NO
26015010500	UPPER	NO
26015010601	UPPER	NO
26015010602	UPPER	NO
26015010700	MIDDLE	NO
26015010800	MIDDLE	NO
26015011301	MIDDLE	NO
26015011302	MIDDLE	NO
26015011401	UPPER	NO
26015011402	UPPER	NO

Barry, MICHIGAN

Census Tract	Tract Income Class	Minority Tract
Summary Data: Barry		
Number of Census Tracts		16
Number of Minority Tracts		0
Percentage of Minority Tracts		0.00%
Number of Low Income Tracts		0
Percentage of Low Income Tracts		0.00%
Number of Moderate Income Tracts		0
Percentage of Moderate Income Tracts		0.00%
Number of Middle Income Tracts		7
Percentage of Middle Income Tracts		43.75%
Number of Upper Income Tracts		9
Percentage of Upper Income Tracts		56.25%
Number of NA Income Tracts		0
Percentage of NA Income Tracts		0.00%

Bay, MICHIGAN

Census Tract	Tract Income Class	Minority Tract
26017280300	NA	NO
26017280400	MODERATE	NO
26017280500	MIDDLE	NO
26017280600	MIDDLE	NO
26017280700	MODERATE	NO

Bay, MICHIGAN

Census Tract	Tract Income Class	Minority Tract
26017280800	MIDDLE	NO
26017280900	MODERATE	NO
26017281000	MIDDLE	NO
26017281300	MODERATE	NO
26017285100	MIDDLE	NO
26017285201	UPPER	NO
26017285202	MODERATE	NO
26017285300	MIDDLE	NO
26017285400	UPPER	NO
26017285500	UPPER	NO
26017285600	MIDDLE	NO
26017285700	MIDDLE	NO
26017285800	MIDDLE	NO
26017285900	MODERATE	NO
26017286000	UPPER	NO
26017286101	MIDDLE	NO
26017286102	UPPER	NO
26017286200	MIDDLE	NO
26017286300	MIDDLE	NO
26017286400	MIDDLE	NO
26017286500	MODERATE	NO
26017286600	MODERATE	NO
26017990000	NA	NO



Bay, MICHIGAN

Census Tract	Tract Income Class	Minority Tract
Summary Data: Bay		
Number of Census Tracts		28
Number of Minority Tracts		0
Percentage of Minority Tracts		0.00%
Number of Low Income Tracts		0
Percentage of Low Income Tracts		0.00%
Number of Moderate Income Tracts		8
Percentage of Moderate Income Tracts		28.57%
Number of Middle Income Tracts		13
Percentage of Middle Income Tracts		46.43%
Number of Upper Income Tracts		5
Percentage of Upper Income Tracts		17.86%
Number of NA Income Tracts		2
Percentage of NA Income Tracts		7.14%

Benzie, MICHIGAN

Census Tract	Tract Income Class	Minority Tract
26019000101	UPPER	NO
26019000102	MIDDLE	NO
26019000200	MIDDLE	NO
26019000300	UPPER	NO
26019000400	MIDDLE	NO

Benzie, MICHIGAN

Census Tract	Tract Income Class	Minority Tract
26019000500	MIDDLE	NO
26019990000	NA	NO
Summary Data: Benzie		
Number of Census Tracts		7
Number of Minority Tracts		0
Percentage of Minority Tracts		0.00%
Number of Low Income Tracts		0
Percentage of Low Income Tracts		0.00%
Number of Moderate Income Tracts		0
Percentage of Moderate Income Tracts		0.00%
Number of Middle Income Tracts		4
Percentage of Middle Income Tracts		57.14%
Number of Upper Income Tracts		2
Percentage of Upper Income Tracts		28.57%
Number of NA Income Tracts		1
Percentage of NA Income Tracts		14.29%

Berrien, MICHIGAN

Census Tract	Tract Income Class	Minority Tract
26021000300	LOW	YES
26021000400	LOW	YES
26021000500	NA	YES

Berrien, MICHIGAN

Census Tract	Tract Income Class	Minority Tract
26021000600	LOW	YES
26021000700	MIDDLE	NO
26021000801	UPPER	NO
26021000802	UPPER	NO
26021000900	MIDDLE	NO
26021001000	UPPER	NO
26021001100	UPPER	NO
26021001300	UPPER	NO
26021001400	UPPER	NO
26021001500	UPPER	NO
26021001600	UPPER	NO
26021001700	UPPER	NO
26021001800	UPPER	NO
26021001900	MIDDLE	NO
26021002000	MIDDLE	YES
26021002100	LOW	YES
26021002200	LOW	YES
26021002300	LOW	YES
26021002400	MIDDLE	NO
26021002500	MODERATE	NO
26021010100	MIDDLE	NO
26021010201	MIDDLE	NO
26021010202	MIDDLE	NO
26021010300	MODERATE	NO
26021010400	MIDDLE	NO
26021010500	MIDDLE	NO
26021010600	MIDDLE	NO



Berrien, MICHIGAN

Census Tract	Tract Income Class	Minority Tract
26021011000	MIDDLE	NO
26021011101	UPPER	NO
26021011102	UPPER	NO
26021011201	MIDDLE	NO
26021011202	UPPER	NO
26021011301	MIDDLE	NO
26021011302	UPPER	NO
26021011400	MIDDLE	NO
26021011500	MIDDLE	NO
26021011600	MODERATE	NO
26021020100	MIDDLE	NO
26021020200	MODERATE	NO
26021020300	UPPER	NO
26021020400	UPPER	NO
26021020500	MODERATE	NO
26021020600	MIDDLE	NO
26021020700	MODERATE	NO
26021020900	MODERATE	NO
26021021000	MIDDLE	NO
26021021100	MIDDLE	NO
26021021200	MIDDLE	NO
26021021300	MIDDLE	YES
26021021400	MIDDLE	NO
26021990000	NA	NO

Berrien, MICHIGAN

Census Tract	Tract Income Class	Minority Tract
Summary Data: Berrien		
Number of Census Tracts		54
Number of Minority Tracts		9
Percentage of Minority Tracts		16.67%
Number of Low Income Tracts		6
Percentage of Low Income Tracts		11.11%
Number of Moderate Income Tracts		7
Percentage of Moderate Income Tracts		12.96%
Number of Middle Income Tracts		23
Percentage of Middle Income Tracts		42.59%
Number of Upper Income Tracts		16
Percentage of Upper Income Tracts		29.63%
Number of NA Income Tracts		2
Percentage of NA Income Tracts		3.70%

Branch, MICHIGAN

Census Tract	Tract Income Class	Minority Tract
26023950100	MIDDLE	NO
26023950200	MIDDLE	NO
26023950300	MIDDLE	NO
26023950800	MIDDLE	NO
26023950900	UPPER	NO

Branch, MICHIGAN

Census Tract	Tract Income Class	Minority Tract
26023951000	MIDDLE	NO
26023951100	MIDDLE	NO
26023951200	MIDDLE	NO
26023951301	MIDDLE	NO
26023951302	MIDDLE	NO
26023951400	MODERATE	NO
26023951500	MIDDLE	NO
26023951600	MODERATE	NO
Summary Data: Branch		
Number of Census Tracts		13
Number of Minority Tracts		0
Percentage of Minority Tracts		0.00%
Number of Low Income Tracts		0
Percentage of Low Income Tracts		0.00%
Number of Moderate Income Tracts		2
Percentage of Moderate Income Tracts		15.38%
Number of Middle Income Tracts		10
Percentage of Middle Income Tracts		76.92%
Number of Upper Income Tracts		1
Percentage of Upper Income Tracts		7.69%
Number of NA Income Tracts		0
Percentage of NA Income Tracts		0.00%



Calhoun, MICHIGAN

Census Tract	Tract Income Class	Minority Tract
26025000200	MODERATE	NO
26025000300	LOW	YES
26025000500	LOW	NO
26025000600	MODERATE	NO
26025000700	MODERATE	NO
26025000800	MODERATE	NO
26025000900	MIDDLE	NO
26025001000	MODERATE	YES
26025001100	MODERATE	NO
26025001200	UPPER	NO
26025001300	MIDDLE	NO
26025001400	MODERATE	NO
26025001500	UPPER	NO
26025001600	MIDDLE	NO
26025001700	MIDDLE	NO
26025001801	UPPER	NO
26025001802	MODERATE	NO
26025001900	UPPER	NO
26025002000	MIDDLE	NO
26025002100	MIDDLE	NO
26025002200	MIDDLE	NO
26025002300	UPPER	NO
26025002400	MIDDLE	NO
26025002500	MIDDLE	NO
26025002600	MODERATE	NO
26025002700	UPPER	NO
26025002800	MIDDLE	NO

Calhoun, MICHIGAN

Census Tract	Tract Income Class	Minority Tract
26025002900	MIDDLE	NO
26025003000	UPPER	NO
26025003100	MIDDLE	NO
26025003200	MODERATE	NO
26025003300	MODERATE	NO
26025003400	MIDDLE	NO
26025003500	MODERATE	NO
26025003600	LOW	YES
26025003700	MIDDLE	NO
26025003800	UPPER	NO
26025003900	UPPER	NO
26025004000	MIDDLE	NO
26025004100	MODERATE	YES

Calhoun, MICHIGAN

Census Tract	Tract Income Class	Minority Tract
Summary Data: Calhoun		
Number of Census Tracts		40
Number of Minority Tracts		4
Percentage of Minority Tracts		10.00%
Number of Low Income Tracts		3
Percentage of Low Income Tracts		7.50%
Number of Moderate Income Tracts		13
Percentage of Moderate Income Tracts		32.50%
Number of Middle Income Tracts		15
Percentage of Middle Income Tracts		37.50%
Number of Upper Income Tracts		9
Percentage of Upper Income Tracts		22.50%
Number of NA Income Tracts		0
Percentage of NA Income Tracts		0.00%

Cass, MICHIGAN

Census Tract	Tract Income Class	Minority Tract
26027001000	MIDDLE	NO
26027001100	MIDDLE	NO
26027001200	MIDDLE	NO
26027001500	MIDDLE	NO
26027001600	UPPER	NO



Cass, MICHIGAN

Census Tract	Tract Income Class	Minority Tract
26027001701	MIDDLE	NO
26027001702	MIDDLE	NO
26027001801	UPPER	NO
26027001802	MIDDLE	NO
26027001901	MODERATE	NO
26027001902	UPPER	NO
26027002000	MODERATE	NO
26027002100	MIDDLE	NO
26027002201	MIDDLE	NO
26027002202	MIDDLE	NO

Cass, MICHIGAN

Census Tract	Tract Income Class	Minority Tract
--------------	--------------------	----------------

Summary Data: Cass		
Number of Census Tracts		15
Number of Minority Tracts		0
Percentage of Minority Tracts		0.00%
Number of Low Income Tracts		0
Percentage of Low Income Tracts		0.00%
Number of Moderate Income Tracts		2
Percentage of Moderate Income Tracts		13.33%
Number of Middle Income Tracts		10
Percentage of Middle Income Tracts		66.67%
Number of Upper Income Tracts		3
Percentage of Upper Income Tracts		20.00%
Number of NA Income Tracts		0
Percentage of NA Income Tracts		0.00%

Charlevoix, MICHIGAN

Census Tract	Tract Income Class	Minority Tract
26029000100	MIDDLE	NO
26029000200	MIDDLE	NO
26029000300	UPPER	NO
26029000400	UPPER	NO
26029000500	MIDDLE	NO

Charlevoix, MICHIGAN

Census Tract	Tract Income Class	Minority Tract
26029000800	MIDDLE	NO
26029000900	UPPER	NO
26029001000	MIDDLE	NO
26029001100	MIDDLE	NO
26029001200	UPPER	NO
26029001300	MIDDLE	NO
26029001400	MIDDLE	NO
26029001500	MIDDLE	NO
26029990000	NA	NO

Summary Data: Charlevoix		
Number of Census Tracts		14
Number of Minority Tracts		0
Percentage of Minority Tracts		0.00%
Number of Low Income Tracts		0
Percentage of Low Income Tracts		0.00%
Number of Moderate Income Tracts		0
Percentage of Moderate Income Tracts		0.00%
Number of Middle Income Tracts		9
Percentage of Middle Income Tracts		64.29%
Number of Upper Income Tracts		4
Percentage of Upper Income Tracts		28.57%
Number of NA Income Tracts		1
Percentage of NA Income Tracts		7.14%



Cheboygan, MICHIGAN

Census Tract	Tract Income Class	Minority Tract
26031960100	MIDDLE	NO
26031960200	MIDDLE	NO
26031960300	MODERATE	NO
26031960401	MIDDLE	NO
26031960402	MIDDLE	NO
26031960500	MIDDLE	NO
26031960600	MIDDLE	NO
26031960700	MIDDLE	NO
26031960800	MODERATE	NO
26031990000	NA	NO

Cheboygan, MICHIGAN

Census Tract	Tract Income Class	Minority Tract
Summary Data: Cheboygan		
Number of Census Tracts		10
Number of Minority Tracts		0
Percentage of Minority Tracts		0.00%
Number of Low Income Tracts		0
Percentage of Low Income Tracts		0.00%
Number of Moderate Income Tracts		2
Percentage of Moderate Income Tracts		20.00%
Number of Middle Income Tracts		7
Percentage of Middle Income Tracts		70.00%
Number of Upper Income Tracts		0
Percentage of Upper Income Tracts		0.00%
Number of NA Income Tracts		1
Percentage of NA Income Tracts		10.00%

Chippewa, MICHIGAN

Census Tract	Tract Income Class	Minority Tract
26033970100	MIDDLE	NO
26033970200	MIDDLE	NO
26033970300	MIDDLE	NO
26033970400	MIDDLE	NO
26033970500	MIDDLE	NO

Chippewa, MICHIGAN

Census Tract	Tract Income Class	Minority Tract
26033970601	UPPER	NO
26033970602	MIDDLE	YES
26033970700	MODERATE	NO
26033970800	MIDDLE	NO
26033970900	MODERATE	NO
26033971000	MIDDLE	NO
26033971100	MIDDLE	NO
26033980100	NA	NO
26033980200	NA	YES
26033980300	NA	NO
26033990000	NA	NO
26033990100	NA	NO



Chippewa, MICHIGAN

Census Tract	Tract Income Class	Minority Tract
Summary Data: Chippewa		
Number of Census Tracts		17
Number of Minority Tracts		2
Percentage of Minority Tracts		11.76%
Number of Low Income Tracts		0
Percentage of Low Income Tracts		0.00%
Number of Moderate Income Tracts		2
Percentage of Moderate Income Tracts		11.76%
Number of Middle Income Tracts		9
Percentage of Middle Income Tracts		52.94%
Number of Upper Income Tracts		1
Percentage of Upper Income Tracts		5.88%
Number of NA Income Tracts		5
Percentage of NA Income Tracts		29.41%

Clare, MICHIGAN

Census Tract	Tract Income Class	Minority Tract
26035000100	MIDDLE	NO
26035000200	MODERATE	NO
26035000300	MODERATE	NO
26035000400	MIDDLE	NO
26035000500	MODERATE	NO

Clare, MICHIGAN

Census Tract	Tract Income Class	Minority Tract
26035000600	MIDDLE	NO
26035000700	MIDDLE	NO
26035000800	MIDDLE	NO
26035000900	MODERATE	NO
26035001000	MODERATE	NO
26035001301	MODERATE	NO
26035001302	MODERATE	NO
Summary Data: Clare		
Number of Census Tracts		12
Number of Minority Tracts		0
Percentage of Minority Tracts		0.00%
Number of Low Income Tracts		0
Percentage of Low Income Tracts		0.00%
Number of Moderate Income Tracts		7
Percentage of Moderate Income Tracts		58.33%
Number of Middle Income Tracts		5
Percentage of Middle Income Tracts		41.67%
Number of Upper Income Tracts		0
Percentage of Upper Income Tracts		0.00%
Number of NA Income Tracts		0
Percentage of NA Income Tracts		0.00%

Clinton, MICHIGAN

Census Tract	Tract Income Class	Minority Tract
26037010104	MIDDLE	NO
26037010105	UPPER	NO
26037010107	UPPER	NO
26037010108	UPPER	NO
26037010201	MODERATE	NO
26037010203	MODERATE	NO
26037010204	UPPER	NO
26037010300	UPPER	NO
26037010400	UPPER	NO
26037010500	MIDDLE	NO
26037010600	MIDDLE	NO
26037010701	MIDDLE	NO
26037010702	MIDDLE	NO
26037010801	MIDDLE	NO
26037010802	MIDDLE	NO
26037010901	MIDDLE	NO
26037010902	UPPER	NO
26037011001	MIDDLE	NO
26037011002	UPPER	NO
26037011101	MIDDLE	NO
26037011105	UPPER	NO
26037011106	MIDDLE	NO
26037011200	NA	YES



Clinton, MICHIGAN

Census Tract	Tract Income Class	Minority Tract
Summary Data: Clinton		
Number of Census Tracts		23
Number of Minority Tracts		1
Percentage of Minority Tracts		4.35%
Number of Low Income Tracts		0
Percentage of Low Income Tracts		0.00%
Number of Moderate Income Tracts		2
Percentage of Moderate Income Tracts		8.70%
Number of Middle Income Tracts		11
Percentage of Middle Income Tracts		47.83%
Number of Upper Income Tracts		9
Percentage of Upper Income Tracts		39.13%
Number of NA Income Tracts		1
Percentage of NA Income Tracts		4.35%

Crawford, MICHIGAN

Census Tract	Tract Income Class	Minority Tract
26039960100	MIDDLE	NO
26039960200	MIDDLE	NO
26039960300	MIDDLE	NO
26039960400	MIDDLE	NO
26039960500	MIDDLE	NO

Crawford, MICHIGAN

Census Tract	Tract Income Class	Minority Tract
Summary Data: Crawford		
Number of Census Tracts		5
Number of Minority Tracts		0
Percentage of Minority Tracts		0.00%
Number of Low Income Tracts		0
Percentage of Low Income Tracts		0.00%
Number of Moderate Income Tracts		0
Percentage of Moderate Income Tracts		0.00%
Number of Middle Income Tracts		5
Percentage of Middle Income Tracts		100.00%
Number of Upper Income Tracts		0
Percentage of Upper Income Tracts		0.00%
Number of NA Income Tracts		0
Percentage of NA Income Tracts		0.00%

Delta, MICHIGAN

Census Tract	Tract Income Class	Minority Tract
26041970100	MIDDLE	NO
26041970200	MIDDLE	NO
26041970300	MIDDLE	NO
26041970400	MIDDLE	NO
26041970500	MIDDLE	NO

Delta, MICHIGAN

Census Tract	Tract Income Class	Minority Tract
26041970600	MIDDLE	NO
26041970700	MIDDLE	NO
26041970800	MODERATE	NO
26041970900	MODERATE	NO
26041971000	MODERATE	NO
26041971100	MIDDLE	NO
26041990000	NA	NO
26041990100	NA	NO
Summary Data: Delta		
Number of Census Tracts		13
Number of Minority Tracts		0
Percentage of Minority Tracts		0.00%
Number of Low Income Tracts		0
Percentage of Low Income Tracts		0.00%
Number of Moderate Income Tracts		3
Percentage of Moderate Income Tracts		23.08%
Number of Middle Income Tracts		8
Percentage of Middle Income Tracts		61.54%
Number of Upper Income Tracts		0
Percentage of Upper Income Tracts		0.00%
Number of NA Income Tracts		2
Percentage of NA Income Tracts		15.38%



Dickinson, MICHIGAN

Census Tract	Tract Income Class	Minority Tract
26043950100	MIDDLE	NO
26043950200	UPPER	NO
26043950300	MIDDLE	NO
26043950400	MIDDLE	NO
26043950500	MODERATE	NO
26043950600	MODERATE	NO
26043950700	MIDDLE	NO

Summary Data: Dickinson

Number of Census Tracts	7
Number of Minority Tracts	0
Percentage of Minority Tracts	0.00%
Number of Low Income Tracts	0
Percentage of Low Income Tracts	0.00%
Number of Moderate Income Tracts	2
Percentage of Moderate Income Tracts	28.57%
Number of Middle Income Tracts	4
Percentage of Middle Income Tracts	57.14%
Number of Upper Income Tracts	1
Percentage of Upper Income Tracts	14.29%
Number of NA Income Tracts	0
Percentage of NA Income Tracts	0.00%

Eaton, MICHIGAN

Census Tract	Tract Income Class	Minority Tract
26045020101	UPPER	NO
26045020102	MIDDLE	NO
26045020103	MIDDLE	NO
26045020104	MIDDLE	NO
26045020201	MIDDLE	NO
26045020202	MODERATE	YES
26045020302	UPPER	NO
26045020303	MIDDLE	NO
26045020305	MIDDLE	NO
26045020306	MIDDLE	NO
26045020402	MIDDLE	NO
26045020403	MIDDLE	NO
26045020404	MIDDLE	NO
26045020500	UPPER	NO
26045020601	MIDDLE	NO
26045020602	MIDDLE	NO
26045020700	MIDDLE	NO
26045020800	MIDDLE	NO
26045020901	MODERATE	NO
26045020902	MIDDLE	NO
26045021001	MIDDLE	NO
26045021002	MIDDLE	NO
26045021100	MIDDLE	NO
26045021201	UPPER	NO
26045021202	UPPER	NO
26045021301	MODERATE	NO
26045021302	MIDDLE	NO

Eaton, MICHIGAN

Census Tract	Tract Income Class	Minority Tract
26045021401	MIDDLE	NO
26045021402	UPPER	NO

Summary Data: Eaton

Number of Census Tracts	29
Number of Minority Tracts	1
Percentage of Minority Tracts	3.45%
Number of Low Income Tracts	0
Percentage of Low Income Tracts	0.00%
Number of Moderate Income Tracts	3
Percentage of Moderate Income Tracts	10.34%
Number of Middle Income Tracts	20
Percentage of Middle Income Tracts	68.97%
Number of Upper Income Tracts	6
Percentage of Upper Income Tracts	20.69%
Number of NA Income Tracts	0
Percentage of NA Income Tracts	0.00%

Emmet, MICHIGAN

Census Tract	Tract Income Class	Minority Tract
26047970100	MIDDLE	NO
26047970201	MODERATE	NO
26047970202	MIDDLE	NO

Emmet, MICHIGAN

Census Tract	Tract Income Class	Minority Tract
26047970301	UPPER	NO
26047970302	UPPER	NO
26047970400	MIDDLE	NO
26047970500	MIDDLE	NO
26047970600	UPPER	NO
26047970700	UPPER	NO
26047970800	MIDDLE	NO
26047990000	NA	NO

Summary Data: Emmet

Number of Census Tracts	11
Number of Minority Tracts	0
Percentage of Minority Tracts	0.00%
Number of Low Income Tracts	0
Percentage of Low Income Tracts	0.00%
Number of Moderate Income Tracts	1
Percentage of Moderate Income Tracts	9.09%
Number of Middle Income Tracts	5
Percentage of Middle Income Tracts	45.45%
Number of Upper Income Tracts	4
Percentage of Upper Income Tracts	36.36%
Number of NA Income Tracts	1
Percentage of NA Income Tracts	9.09%

Genesee, MICHIGAN

Census Tract	Tract Income Class	Minority Tract
26049000100	MODERATE	YES
26049000200	MODERATE	YES
26049000300	MODERATE	YES
26049000400	LOW	YES
26049000500	MODERATE	YES
26049000600	MODERATE	YES
26049000700	LOW	YES
26049000800	MODERATE	YES
26049000900	MODERATE	YES
26049001000	MODERATE	YES
26049001100	LOW	YES
26049001200	MIDDLE	YES
26049001300	MIDDLE	YES
26049001400	NA	YES
26049001500	LOW	YES
26049001600	MIDDLE	YES
26049001700	LOW	YES
26049001800	LOW	YES
26049001900	LOW	YES
26049002000	LOW	YES
26049002200	LOW	NO
26049002300	LOW	NO
26049002400	MODERATE	NO
26049002600	MODERATE	NO
26049002700	MODERATE	NO
26049002800	NA	YES
26049002900	MODERATE	YES

Genesee, MICHIGAN

Census Tract	Tract Income Class	Minority Tract
26049003000	UPPER	NO
26049003100	MODERATE	YES
26049003200	LOW	YES
26049003300	MIDDLE	YES
26049003400	LOW	YES
26049003500	MODERATE	NO
26049003600	MODERATE	NO
26049003700	MIDDLE	NO
26049003800	MODERATE	NO
26049004000	LOW	NO
26049010110	MODERATE	NO
26049010111	UPPER	NO
26049010112	MIDDLE	NO
26049010116	MIDDLE	NO
26049010117	MIDDLE	NO
26049010201	UPPER	NO
26049010202	MIDDLE	NO
26049010304	LOW	YES
26049010305	MODERATE	YES
26049010501	MODERATE	NO
26049010502	MIDDLE	NO
26049010503	MIDDLE	NO
26049010504	MIDDLE	NO
26049010603	UPPER	NO
26049010604	UPPER	NO
26049010610	MIDDLE	NO
26049010700	UPPER	NO



Genesee, MICHIGAN

Census Tract	Tract Income Class	Minority Tract
26049010810	UPPER	NO
26049010811	LOW	YES
26049010812	MODERATE	YES
26049010813	MODERATE	NO
26049010910	MODERATE	NO
26049010911	MIDDLE	YES
26049010912	MIDDLE	NO
26049011010	MIDDLE	NO
26049011102	UPPER	NO
26049011103	UPPER	NO
26049011104	UPPER	NO
26049011209	UPPER	NO
26049011210	MIDDLE	NO
26049011211	UPPER	NO
26049011212	MIDDLE	NO
26049011213	UPPER	NO
26049011214	NA	NO
26049011301	LOW	NO
26049011302	MODERATE	NO
26049011401	MIDDLE	NO
26049011402	UPPER	NO
26049011502	MIDDLE	NO
26049011503	UPPER	NO
26049011505	MIDDLE	NO
26049011508	MIDDLE	NO
26049011601	UPPER	NO
26049011611	MODERATE	NO

Genesee, MICHIGAN

Census Tract	Tract Income Class	Minority Tract
26049011612	UPPER	NO
26049011710	UPPER	NO
26049011711	MODERATE	NO
26049011712	MIDDLE	NO
26049011713	MODERATE	NO
26049011714	UPPER	NO
26049011800	UPPER	NO
26049011901	MIDDLE	NO
26049011902	MIDDLE	NO
26049012003	MIDDLE	NO
26049012006	MIDDLE	NO
26049012007	MIDDLE	NO
26049012008	MIDDLE	NO
26049012009	MIDDLE	NO
26049012100	MIDDLE	NO
26049012201	MODERATE	NO
26049012202	MODERATE	YES
26049012310	MODERATE	NO
26049012311	MODERATE	NO
26049012401	MIDDLE	NO
26049012402	MIDDLE	NO
26049012501	MIDDLE	NO
26049012503	UPPER	NO
26049012504	UPPER	NO
26049012601	MIDDLE	NO
26049012602	MODERATE	NO
26049012603	MIDDLE	NO

Genesee, MICHIGAN

Census Tract	Tract Income Class	Minority Tract
26049012702	MIDDLE	NO
26049012703	MIDDLE	NO
26049012704	UPPER	NO
26049012801	UPPER	NO
26049012802	UPPER	NO
26049012904	MIDDLE	NO
26049012905	MIDDLE	NO
26049012906	UPPER	NO
26049012907	UPPER	NO
26049013001	UPPER	NO
26049013002	UPPER	NO
26049013110	UPPER	NO
26049013111	UPPER	NO
26049013112	UPPER	NO
26049013113	UPPER	NO
26049013202	UPPER	NO
26049013205	MIDDLE	NO
26049013206	UPPER	NO
26049013302	UPPER	NO
26049013303	UPPER	NO
26049013401	UPPER	NO
26049013402	UPPER	NO
26049013500	MODERATE	YES
26049013600	MODERATE	YES
26049980000	NA	YES
26049980100	NA	NO



Genesee, MICHIGAN

Census Tract	Tract Income Class	Minority Tract
Summary Data: Genesee		
Number of Census Tracts		134
Number of Minority Tracts		35
Percentage of Minority Tracts		26.12%
Number of Low Income Tracts		16
Percentage of Low Income Tracts		11.94%
Number of Moderate Income Tracts		33
Percentage of Moderate Income Tracts		24.63%
Number of Middle Income Tracts		41
Percentage of Middle Income Tracts		30.60%
Number of Upper Income Tracts		39
Percentage of Upper Income Tracts		29.10%
Number of NA Income Tracts		5
Percentage of NA Income Tracts		3.73%

Gladwin, MICHIGAN

Census Tract	Tract Income Class	Minority Tract
26051000101	MIDDLE	NO
26051000102	MODERATE	NO
26051000200	MIDDLE	NO
26051000300	MIDDLE	NO
26051000400	MODERATE	NO

Gladwin, MICHIGAN

Census Tract	Tract Income Class	Minority Tract
26051000500	MIDDLE	NO
26051000600	MIDDLE	NO
26051000700	MIDDLE	NO
26051000800	MODERATE	NO
26051000900	MIDDLE	NO
Summary Data: Gladwin		
Number of Census Tracts		10
Number of Minority Tracts		0
Percentage of Minority Tracts		0.00%
Number of Low Income Tracts		0
Percentage of Low Income Tracts		0.00%
Number of Moderate Income Tracts		3
Percentage of Moderate Income Tracts		30.00%
Number of Middle Income Tracts		7
Percentage of Middle Income Tracts		70.00%
Number of Upper Income Tracts		0
Percentage of Upper Income Tracts		0.00%
Number of NA Income Tracts		0
Percentage of NA Income Tracts		0.00%

Gogebic, MICHIGAN

Census Tract	Tract Income Class	Minority Tract
--------------	--------------------	----------------

Gogebic, MICHIGAN

Census Tract	Tract Income Class	Minority Tract
26053950200	MIDDLE	NO
26053950300	MIDDLE	NO
26053950500	MODERATE	NO
26053950600	MODERATE	NO
26053950700	MIDDLE	NO
26053950800	MIDDLE	NO
26053990000	NA	NO
Summary Data: Gogebic		
Number of Census Tracts		7
Number of Minority Tracts		0
Percentage of Minority Tracts		0.00%
Number of Low Income Tracts		0
Percentage of Low Income Tracts		0.00%
Number of Moderate Income Tracts		2
Percentage of Moderate Income Tracts		28.57%
Number of Middle Income Tracts		4
Percentage of Middle Income Tracts		57.14%
Number of Upper Income Tracts		0
Percentage of Upper Income Tracts		0.00%
Number of NA Income Tracts		1
Percentage of NA Income Tracts		14.29%



Grand Traverse, MICHIGAN

Census Tract	Tract Income Class	Minority Tract
26055550101	UPPER	NO
26055550102	UPPER	NO
26055550200	UPPER	NO
26055550300	MIDDLE	NO
26055550401	MIDDLE	NO
26055550402	UPPER	NO
26055550500	MIDDLE	NO
26055550601	UPPER	NO
26055550602	UPPER	NO
26055550603	MODERATE	NO
26055550701	UPPER	NO
26055550702	MIDDLE	NO
26055550801	UPPER	NO
26055550802	UPPER	NO
26055550900	UPPER	NO
26055551000	UPPER	NO
26055551100	MIDDLE	NO
26055551200	MIDDLE	NO
26055551301	MODERATE	NO
26055551302	MODERATE	NO
26055551303	MIDDLE	NO
26055551400	UPPER	NO
26055551500	UPPER	NO
26055990000	NA	NO

Grand Traverse, MICHIGAN

Census Tract	Tract Income Class	Minority Tract
Summary Data: Grand Traverse		
Number of Census Tracts		24
Number of Minority Tracts		0
Percentage of Minority Tracts		0.00%
Number of Low Income Tracts		0
Percentage of Low Income Tracts		0.00%
Number of Moderate Income Tracts		3
Percentage of Moderate Income Tracts		12.50%
Number of Middle Income Tracts		7
Percentage of Middle Income Tracts		29.17%
Number of Upper Income Tracts		13
Percentage of Upper Income Tracts		54.17%
Number of NA Income Tracts		1
Percentage of NA Income Tracts		4.17%

Gratiot, MICHIGAN

Census Tract	Tract Income Class	Minority Tract
26057000100	MIDDLE	NO
26057000200	UPPER	NO
26057000300	MODERATE	NO
26057000400	NA	YES
26057000500	MODERATE	NO

Gratiot, MICHIGAN

Census Tract	Tract Income Class	Minority Tract
26057000600	MODERATE	NO
26057000700	MIDDLE	NO
26057000800	MIDDLE	NO
26057000900	MIDDLE	NO
26057001000	MIDDLE	NO
Summary Data: Gratiot		
Number of Census Tracts		10
Number of Minority Tracts		1
Percentage of Minority Tracts		10.00%
Number of Low Income Tracts		0
Percentage of Low Income Tracts		0.00%
Number of Moderate Income Tracts		3
Percentage of Moderate Income Tracts		30.00%
Number of Middle Income Tracts		5
Percentage of Middle Income Tracts		50.00%
Number of Upper Income Tracts		1
Percentage of Upper Income Tracts		10.00%
Number of NA Income Tracts		1
Percentage of NA Income Tracts		10.00%

Hillsdale, MICHIGAN

Census Tract	Tract Income Class	Minority Tract
--------------	--------------------	----------------



Hillsdale, MICHIGAN

Census Tract	Tract Income Class	Minority Tract
26059050101	UPPER	NO
26059050102	MIDDLE	NO
26059050200	MIDDLE	NO
26059050300	MODERATE	NO
26059050400	MIDDLE	NO
26059050500	MIDDLE	NO
26059050600	MIDDLE	NO
26059050700	MIDDLE	NO
26059050800	MIDDLE	NO
26059050900	MIDDLE	NO
26059051000	MIDDLE	NO
26059051100	MIDDLE	NO
26059051200	MIDDLE	NO

Hillsdale, MICHIGAN

Census Tract	Tract Income Class	Minority Tract
Summary Data: Hillsdale		
Number of Census Tracts		13
Number of Minority Tracts		0
Percentage of Minority Tracts		0.00%
Number of Low Income Tracts		0
Percentage of Low Income Tracts		0.00%
Number of Moderate Income Tracts		1
Percentage of Moderate Income Tracts		7.69%
Number of Middle Income Tracts		11
Percentage of Middle Income Tracts		84.62%
Number of Upper Income Tracts		1
Percentage of Upper Income Tracts		7.69%
Number of NA Income Tracts		0
Percentage of NA Income Tracts		0.00%

Houghton, MICHIGAN

Census Tract	Tract Income Class	Minority Tract
26061000100	MIDDLE	NO
26061000200	MIDDLE	NO
26061000300	MIDDLE	NO
26061000400	MODERATE	NO
26061000500	MIDDLE	NO

Houghton, MICHIGAN

Census Tract	Tract Income Class	Minority Tract
26061000600	UPPER	NO
26061000700	MIDDLE	NO
26061000800	UPPER	NO
26061000900	UPPER	NO
26061001000	MIDDLE	NO
26061990000	NA	NO
26061990100	NA	NO
Summary Data: Houghton		
Number of Census Tracts		12
Number of Minority Tracts		0
Percentage of Minority Tracts		0.00%
Number of Low Income Tracts		0
Percentage of Low Income Tracts		0.00%
Number of Moderate Income Tracts		1
Percentage of Moderate Income Tracts		8.33%
Number of Middle Income Tracts		6
Percentage of Middle Income Tracts		50.00%
Number of Upper Income Tracts		3
Percentage of Upper Income Tracts		25.00%
Number of NA Income Tracts		2
Percentage of NA Income Tracts		16.67%



Huron, MICHIGAN

Census Tract	Tract Income Class	Minority Tract
26063950100	MIDDLE	NO
26063950200	MIDDLE	NO
26063950300	MIDDLE	NO
26063950400	MIDDLE	NO
26063950500	MIDDLE	NO
26063950600	MIDDLE	NO
26063950700	MIDDLE	NO
26063950800	MIDDLE	NO
26063950900	MIDDLE	NO
26063951000	MODERATE	NO
26063951100	MIDDLE	NO
26063951200	MIDDLE	NO
26063990000	NA	NO

Huron, MICHIGAN

Census Tract	Tract Income Class	Minority Tract
Summary Data: Huron		
Number of Census Tracts		13
Number of Minority Tracts		0
Percentage of Minority Tracts		0.00%
Number of Low Income Tracts		0
Percentage of Low Income Tracts		0.00%
Number of Moderate Income Tracts		1
Percentage of Moderate Income Tracts		7.69%
Number of Middle Income Tracts		11
Percentage of Middle Income Tracts		84.62%
Number of Upper Income Tracts		0
Percentage of Upper Income Tracts		0.00%
Number of NA Income Tracts		1
Percentage of NA Income Tracts		7.69%

Ingham, MICHIGAN

Census Tract	Tract Income Class	Minority Tract
26065000100	LOW	NO
26065000400	MODERATE	NO
26065000600	MODERATE	NO
26065000700	LOW	NO
26065000800	MODERATE	YES

Ingham, MICHIGAN

Census Tract	Tract Income Class	Minority Tract
26065001000	MIDDLE	NO
26065001200	LOW	NO
26065001703	MIDDLE	NO
26065002000	LOW	YES
26065002101	MODERATE	YES
26065002200	MIDDLE	NO
26065002300	MODERATE	NO
26065002600	MODERATE	NO
26065002700	MODERATE	NO
26065002800	MIDDLE	NO
26065002901	MIDDLE	NO
26065002902	MODERATE	YES
26065003103	MIDDLE	NO
26065003200	LOW	NO
26065003301	MIDDLE	NO
26065003302	MIDDLE	NO
26065003400	MIDDLE	NO
26065003500	MODERATE	NO
26065003601	MODERATE	YES
26065003602	MODERATE	YES
26065003700	MODERATE	YES
26065003801	UPPER	NO
26065003802	MIDDLE	NO
26065003901	UPPER	NO
26065003902	UPPER	NO
26065004000	UPPER	NO
26065004100	NA	NO



Ingham, MICHIGAN

Census Tract	Tract Income Class	Minority Tract
26065004301	MIDDLE	NO
26065004302	NA	NO
26065004402	MODERATE	YES
26065004403	MODERATE	NO
26065004490	NA	NO
26065004491	NA	NO
26065004492	NA	NO
26065004493	NA	NO
26065004494	NA	NO
26065004500	MIDDLE	NO
26065004600	UPPER	NO
26065004700	UPPER	NO
26065004801	MIDDLE	NO
26065004802	UPPER	NO
26065004902	MIDDLE	NO
26065004903	UPPER	YES
26065004904	UPPER	NO
26065005002	UPPER	NO
26065005003	UPPER	NO
26065005004	UPPER	NO
26065005100	MODERATE	YES
26065005201	MODERATE	YES
26065005202	UPPER	NO
26065005303	MODERATE	NO
26065005304	MODERATE	YES
26065005305	UPPER	NO
26065005306	MIDDLE	NO

Ingham, MICHIGAN

Census Tract	Tract Income Class	Minority Tract
26065005401	MIDDLE	NO
26065005402	MODERATE	NO
26065005501	UPPER	NO
26065005502	UPPER	NO
26065005600	MIDDLE	NO
26065005700	UPPER	NO
26065005800	UPPER	NO
26065005900	UPPER	NO
26065006001	MIDDLE	NO
26065006002	MIDDLE	NO
26065006100	MIDDLE	NO
26065006200	MIDDLE	NO
26065006301	MIDDLE	NO
26065006302	MIDDLE	NO
26065006401	MIDDLE	NO
26065006402	MIDDLE	NO
26065006500	MODERATE	NO
26065006600	LOW	NO
26065006700	MODERATE	YES
26065006800	LOW	YES
26065007000	MIDDLE	NO
26065980000	NA	NO
26065980100	NA	NO
26065980200	NA	YES
26065980300	NA	NO

Ingham, MICHIGAN

Census Tract	Tract Income Class	Minority Tract
Summary Data: Ingham		
Number of Census Tracts		84
Number of Minority Tracts		15
Percentage of Minority Tracts		17.86%
Number of Low Income Tracts		7
Percentage of Low Income Tracts		8.33%
Number of Moderate Income Tracts		21
Percentage of Moderate Income Tracts		25.00%
Number of Middle Income Tracts		26
Percentage of Middle Income Tracts		30.95%
Number of Upper Income Tracts		19
Percentage of Upper Income Tracts		22.62%
Number of NA Income Tracts		11
Percentage of NA Income Tracts		13.10%

Ionia, MICHIGAN

Census Tract	Tract Income Class	Minority Tract
26067030101	MODERATE	NO
26067030102	MIDDLE	NO
26067030200	MODERATE	NO
26067030300	MIDDLE	NO
26067030401	MIDDLE	NO



Ionia, MICHIGAN

Census Tract	Tract Income Class	Minority Tract
26067030402	MIDDLE	NO
26067031200	MIDDLE	NO
26067031301	MIDDLE	NO
26067031302	MIDDLE	NO
26067031400	MIDDLE	NO
26067031500	MIDDLE	NO
26067031600	MIDDLE	NO
26067031700	MODERATE	NO
26067031900	MIDDLE	NO
26067032100	MODERATE	NO
26067982200	NA	NO

Ionia, MICHIGAN

Census Tract	Tract Income Class	Minority Tract
--------------	--------------------	----------------

Summary Data: Ionia		
Number of Census Tracts		16
Number of Minority Tracts		0
Percentage of Minority Tracts		0.00%
Number of Low Income Tracts		0
Percentage of Low Income Tracts		0.00%
Number of Moderate Income Tracts		4
Percentage of Moderate Income Tracts		25.00%
Number of Middle Income Tracts		11
Percentage of Middle Income Tracts		68.75%
Number of Upper Income Tracts		0
Percentage of Upper Income Tracts		0.00%
Number of NA Income Tracts		1
Percentage of NA Income Tracts		6.25%

Iosco, MICHIGAN

Census Tract	Tract Income Class	Minority Tract
26069000101	MODERATE	NO
26069000102	MODERATE	NO
26069000201	MIDDLE	NO
26069000202	MIDDLE	NO
26069000300	MODERATE	NO

Iosco, MICHIGAN

Census Tract	Tract Income Class	Minority Tract
--------------	--------------------	----------------

26069000400	MODERATE	NO
26069000500	MODERATE	NO
26069000600	MIDDLE	NO
26069000700	MIDDLE	NO
26069000800	MIDDLE	NO
26069000900	MODERATE	NO
26069990000	NA	NO

Summary Data: Iosco		
Number of Census Tracts		12
Number of Minority Tracts		0
Percentage of Minority Tracts		0.00%
Number of Low Income Tracts		0
Percentage of Low Income Tracts		0.00%
Number of Moderate Income Tracts		6
Percentage of Moderate Income Tracts		50.00%
Number of Middle Income Tracts		5
Percentage of Middle Income Tracts		41.67%
Number of Upper Income Tracts		0
Percentage of Upper Income Tracts		0.00%
Number of NA Income Tracts		1
Percentage of NA Income Tracts		8.33%

Iron, MICHIGAN

Census Tract	Tract Income Class	Minority Tract
26071000100	MIDDLE	NO
26071000200	MIDDLE	NO
26071000300	MIDDLE	NO
26071000400	MIDDLE	NO
26071000500	MIDDLE	NO

Summary Data: Iron

Number of Census Tracts	5
Number of Minority Tracts	0
Percentage of Minority Tracts	0.00%
Number of Low Income Tracts	0
Percentage of Low Income Tracts	0.00%
Number of Moderate Income Tracts	0
Percentage of Moderate Income Tracts	0.00%
Number of Middle Income Tracts	5
Percentage of Middle Income Tracts	100.00%
Number of Upper Income Tracts	0
Percentage of Upper Income Tracts	0.00%
Number of NA Income Tracts	0
Percentage of NA Income Tracts	0.00%

Isabella, MICHIGAN

Census Tract	Tract Income Class	Minority Tract
--------------	--------------------	----------------

Isabella, MICHIGAN

Census Tract	Tract Income Class	Minority Tract
26073000100	MIDDLE	NO
26073000200	MIDDLE	NO
26073000300	MIDDLE	NO
26073000401	UPPER	NO
26073000402	UPPER	NO
26073000500	UPPER	NO
26073000600	MIDDLE	NO
26073000701	LOW	NO
26073000702	NA	NO
26073000703	NA	NO
26073000800	MODERATE	NO
26073000900	MIDDLE	NO
26073940100	MIDDLE	NO
26073940200	MODERATE	NO
26073940300	MIDDLE	NO
26073940400	MIDDLE	NO
26073940500	MIDDLE	NO
26073940600	UPPER	NO

Isabella, MICHIGAN

Census Tract	Tract Income Class	Minority Tract
Summary Data: Isabella		
Number of Census Tracts		18
Number of Minority Tracts		0
Percentage of Minority Tracts		0.00%
Number of Low Income Tracts		1
Percentage of Low Income Tracts		5.56%
Number of Moderate Income Tracts		2
Percentage of Moderate Income Tracts		11.11%
Number of Middle Income Tracts		9
Percentage of Middle Income Tracts		50.00%
Number of Upper Income Tracts		4
Percentage of Upper Income Tracts		22.22%
Number of NA Income Tracts		2
Percentage of NA Income Tracts		11.11%

Jackson, MICHIGAN

Census Tract	Tract Income Class	Minority Tract
26075000100	MIDDLE	NO
26075000200	LOW	NO
26075000400	MODERATE	NO
26075000500	MODERATE	NO
26075000600	NA	NO

Jackson, MICHIGAN

Census Tract	Tract Income Class	Minority Tract
26075000800	MIDDLE	NO
26075000900	MODERATE	NO
26075001000	LOW	YES
26075001100	LOW	YES
26075001200	MODERATE	NO
26075001300	MODERATE	YES
26075005000	MODERATE	NO
26075005100	MIDDLE	NO
26075005201	UPPER	NO
26075005202	UPPER	NO
26075005301	MODERATE	NO
26075005302	MIDDLE	NO
26075005400	MIDDLE	NO
26075005501	MODERATE	NO
26075005502	MODERATE	NO
26075005601	MODERATE	NO
26075005602	UPPER	NO
26075005700	MIDDLE	NO
26075005800	NA	YES
26075005900	MODERATE	NO
26075006001	MODERATE	NO
26075006002	UPPER	NO
26075006101	MODERATE	NO
26075006102	UPPER	NO
26075006201	MIDDLE	NO
26075006202	UPPER	NO
26075006301	UPPER	NO

Jackson, MICHIGAN

Census Tract	Tract Income Class	Minority Tract
26075006304	UPPER	NO
26075006305	UPPER	NO
26075006306	MIDDLE	NO
26075006401	MIDDLE	NO
26075006403	MIDDLE	NO
26075006404	UPPER	NO
26075006500	MIDDLE	NO
26075006600	MIDDLE	NO
26075006701	MIDDLE	NO
26075006702	MIDDLE	NO
26075006801	MIDDLE	NO
26075006803	UPPER	NO
26075006804	UPPER	NO
26075006900	MODERATE	NO

Jackson, MICHIGAN

Census Tract	Tract Income Class	Minority Tract
Summary Data: Jackson		
Number of Census Tracts		46
Number of Minority Tracts		4
Percentage of Minority Tracts		8.70%
Number of Low Income Tracts		3
Percentage of Low Income Tracts		6.52%
Number of Moderate Income Tracts		14
Percentage of Moderate Income Tracts		30.43%
Number of Middle Income Tracts		15
Percentage of Middle Income Tracts		32.61%
Number of Upper Income Tracts		12
Percentage of Upper Income Tracts		26.09%
Number of NA Income Tracts		2
Percentage of NA Income Tracts		4.35%

Kalamazoo, MICHIGAN

Census Tract	Tract Income Class	Minority Tract
26077000100	MODERATE	YES
26077000201	UPPER	NO
26077000202	LOW	YES
26077000300	LOW	YES
26077000500	LOW	NO



Kalamazoo, MICHIGAN

Census Tract	Tract Income Class	Minority Tract
26077000601	MODERATE	NO
26077000900	LOW	YES
26077001001	MODERATE	YES
26077001002	MODERATE	YES
26077001100	MODERATE	NO
26077001200	UPPER	NO
26077001300	MODERATE	NO
26077001501	MIDDLE	NO
26077001502	MIDDLE	NO
26077001503	MIDDLE	NO
26077001504	UPPER	NO
26077001508	MIDDLE	NO
26077001509	MODERATE	NO
26077001510	NA	NO
26077001511	LOW	YES
26077001601	UPPER	NO
26077001603	MODERATE	NO
26077001604	MIDDLE	NO
26077001701	MIDDLE	NO
26077001702	MIDDLE	NO
26077001801	MODERATE	NO
26077001802	MIDDLE	NO
26077001803	MODERATE	NO
26077001905	MIDDLE	NO
26077001906	MIDDLE	NO
26077001907	MODERATE	NO
26077002002	MIDDLE	NO

Kalamazoo, MICHIGAN

Census Tract	Tract Income Class	Minority Tract
26077002003	UPPER	NO
26077002004	UPPER	NO
26077002005	UPPER	NO
26077002102	UPPER	NO
26077002103	MIDDLE	NO
26077002104	MIDDLE	NO
26077002201	MODERATE	NO
26077002203	UPPER	NO
26077002204	MODERATE	NO
26077002601	UPPER	NO
26077002701	MIDDLE	NO
26077002702	UPPER	NO
26077002801	UPPER	NO
26077002802	MIDDLE	NO
26077002901	MIDDLE	NO
26077002906	UPPER	NO
26077002907	LOW	YES
26077002908	UPPER	NO
26077002909	UPPER	NO
26077002910	MODERATE	NO
26077002911	MIDDLE	NO
26077003002	UPPER	NO
26077003005	UPPER	NO
26077003006	UPPER	NO
26077003007	UPPER	NO
26077003008	UPPER	NO
26077003302	MIDDLE	NO

Kalamazoo, MICHIGAN

Census Tract	Tract Income Class	Minority Tract
26077003400	MIDDLE	NO
26077003500	MIDDLE	NO
26077005501	MODERATE	NO
26077005502	MODERATE	NO
26077006102	MIDDLE	NO
26077006103	MIDDLE	NO
26077006601	MIDDLE	NO
26077006701	MODERATE	NO
26077006702	UPPER	NO

Summary Data: Kalamazoo

Number of Census Tracts	68
Number of Minority Tracts	8
Percentage of Minority Tracts	11.76%
Number of Low Income Tracts	6
Percentage of Low Income Tracts	8.82%
Number of Moderate Income Tracts	17
Percentage of Moderate Income Tracts	25.00%
Number of Middle Income Tracts	23
Percentage of Middle Income Tracts	33.82%
Number of Upper Income Tracts	21
Percentage of Upper Income Tracts	30.88%
Number of NA Income Tracts	1
Percentage of NA Income Tracts	1.47%

Kalkaska, MICHIGAN

Census Tract	Tract Income Class	Minority Tract
26079950201	MIDDLE	NO
26079950202	MODERATE	NO
26079950300	MIDDLE	NO
26079950400	MIDDLE	NO
26079950601	MIDDLE	NO
26079950602	MIDDLE	NO

Summary Data: Kalkaska

Number of Census Tracts	6
Number of Minority Tracts	0
Percentage of Minority Tracts	0.00%
Number of Low Income Tracts	0
Percentage of Low Income Tracts	0.00%
Number of Moderate Income Tracts	1
Percentage of Moderate Income Tracts	16.67%
Number of Middle Income Tracts	5
Percentage of Middle Income Tracts	83.33%
Number of Upper Income Tracts	0
Percentage of Upper Income Tracts	0.00%
Number of NA Income Tracts	0
Percentage of NA Income Tracts	0.00%

Kent, MICHIGAN

Census Tract	Tract Income Class	Minority Tract
26081000100	NA	NO
26081000200	MIDDLE	NO
26081000300	MIDDLE	NO
26081000400	MIDDLE	NO
26081000500	MIDDLE	NO
26081000600	MIDDLE	NO
26081000700	MIDDLE	NO
26081000800	MODERATE	YES
26081000900	MODERATE	NO
26081001000	MIDDLE	NO
26081001102	MIDDLE	NO
26081001103	MIDDLE	NO
26081001104	MIDDLE	NO
26081001200	MODERATE	NO
26081001300	LOW	YES
26081001400	MIDDLE	NO
26081001500	MODERATE	YES
26081001600	MODERATE	NO
26081001700	MIDDLE	NO
26081001801	UPPER	NO
26081001802	MIDDLE	NO
26081001900	MODERATE	NO
26081002000	UPPER	NO
26081002100	MIDDLE	NO
26081002200	MIDDLE	NO
26081002300	UPPER	NO
26081002400	MIDDLE	NO


Kent, MICHIGAN

Census Tract	Tract Income Class	Minority Tract
26081002500	MIDDLE	NO
26081002600	MODERATE	YES
26081002700	MODERATE	NO
26081002800	LOW	YES
26081002900	MIDDLE	NO
26081003000	MODERATE	YES
26081003100	LOW	YES
26081003200	LOW	YES
26081003300	MIDDLE	NO
26081003400	MIDDLE	NO
26081003500	MODERATE	YES
26081003600	LOW	YES
26081003700	LOW	YES
26081003800	MODERATE	YES
26081003900	LOW	YES
26081004000	MODERATE	YES
26081004100	MIDDLE	NO
26081004200	MIDDLE	NO
26081004300	UPPER	NO
26081004400	UPPER	NO
26081004501	MIDDLE	NO
26081004502	MIDDLE	NO
26081004600	MODERATE	YES
26081010101	MIDDLE	NO
26081010102	MODERATE	NO
26081010200	MODERATE	NO
26081010301	MODERATE	NO

Kent, MICHIGAN		
Census Tract	Tract Income Class	Minority Tract
26081010302	UPPER	NO
26081010401	MIDDLE	NO
26081010402	MODERATE	NO
26081010601	UPPER	NO
26081010602	UPPER	NO
26081010700	MIDDLE	NO
26081010802	MIDDLE	NO
26081010803	UPPER	NO
26081010804	MIDDLE	NO
26081010902	UPPER	NO
26081010903	UPPER	NO
26081010904	UPPER	NO
26081011001	UPPER	NO
26081011002	UPPER	NO
26081011101	MIDDLE	NO
26081011102	UPPER	NO
26081011200	MODERATE	NO
26081011301	MIDDLE	NO
26081011302	MIDDLE	NO
26081011401	MIDDLE	NO
26081011403	MIDDLE	NO
26081011405	MIDDLE	NO
26081011406	MODERATE	NO
26081011501	MIDDLE	NO
26081011502	MIDDLE	NO
26081011601	MIDDLE	NO
26081011602	MIDDLE	NO

Kent, MICHIGAN		
Census Tract	Tract Income Class	Minority Tract
26081011701	MIDDLE	NO
26081011702	MIDDLE	NO
26081011801	UPPER	NO
26081011803	UPPER	NO
26081011804	UPPER	NO
26081011901	UPPER	NO
26081011902	UPPER	NO
26081012002	UPPER	NO
26081012003	MIDDLE	NO
26081012004	MIDDLE	NO
26081012201	UPPER	NO
26081012202	UPPER	NO
26081012203	UPPER	NO
26081012300	UPPER	NO
26081012400	UPPER	NO
26081012500	UPPER	NO
26081012604	UPPER	NO
26081012605	UPPER	NO
26081012608	MODERATE	NO
26081012609	MODERATE	YES
26081012610	MIDDLE	NO
26081012611	MODERATE	YES
26081012612	MODERATE	NO
26081012702	MIDDLE	NO
26081012703	MIDDLE	NO
26081012704	LOW	YES
26081012705	MODERATE	YES

Kent, MICHIGAN		
Census Tract	Tract Income Class	Minority Tract
26081012800	MIDDLE	NO
26081012901	MODERATE	YES
26081012902	MODERATE	NO
26081013000	MODERATE	NO
26081013100	MIDDLE	NO
26081013200	MIDDLE	NO
26081013300	MODERATE	YES
26081013400	MIDDLE	NO
26081013500	MODERATE	YES
26081013600	MODERATE	YES
26081013700	MODERATE	YES
26081013801	MODERATE	NO
26081013803	NA	YES
26081013804	MIDDLE	NO
26081013900	MIDDLE	NO
26081014000	MIDDLE	NO
26081014100	MIDDLE	NO
26081014200	MODERATE	YES
26081014300	MODERATE	NO
26081014503	UPPER	NO
26081014504	MIDDLE	NO
26081014505	MIDDLE	NO
26081014506	MIDDLE	NO
26081014603	UPPER	NO
26081014604	MIDDLE	NO
26081014605	MIDDLE	NO
26081014606	MIDDLE	NO



Kent, MICHIGAN

Census Tract	Tract Income Class	Minority Tract
26081014701	LOW	NO
26081014703	MODERATE	YES
26081014704	MIDDLE	NO
26081014803	MIDDLE	NO
26081014805	UPPER	NO
26081014806	UPPER	NO
26081014808	MIDDLE	NO
26081014809	MIDDLE	NO
26081014810	UPPER	NO
26081014811	MIDDLE	NO

Kent, MICHIGAN

Census Tract	Tract Income Class	Minority Tract
Summary Data: Kent		
Number of Census Tracts		145
Number of Minority Tracts		27
Percentage of Minority Tracts		18.62%
Number of Low Income Tracts		9
Percentage of Low Income Tracts		6.21%
Number of Moderate Income Tracts		35
Percentage of Moderate Income Tracts		24.14%
Number of Middle Income Tracts		65
Percentage of Middle Income Tracts		44.83%
Number of Upper Income Tracts		34
Percentage of Upper Income Tracts		23.45%
Number of NA Income Tracts		2
Percentage of NA Income Tracts		1.38%

Keweenaw, MICHIGAN


Census Tract	Tract Income Class	Minority Tract
Summary Data: Keweenaw		
Number of Census Tracts		3
Number of Minority Tracts		0
Percentage of Minority Tracts		0.00%
Number of Low Income Tracts		0
Percentage of Low Income Tracts		0.00%
Number of Moderate Income Tracts		0
Percentage of Moderate Income Tracts		0.00%
Number of Middle Income Tracts		1
Percentage of Middle Income Tracts		33.33%
Number of Upper Income Tracts		0
Percentage of Upper Income Tracts		0.00%
Number of NA Income Tracts		2
Percentage of NA Income Tracts		66.67%

Keweenaw, MICHIGAN

Census Tract	Tract Income Class	Minority Tract
26083000100	MIDDLE	NO
26083980100	NA	NO
26083990100	NA	NO

Lake, MICHIGAN

Census Tract	Tract Income Class	Minority Tract
26085960100	MIDDLE	NO
26085961100	MODERATE	NO
26085961200	MODERATE	NO
26085961300	MODERATE	NO



Lake, MICHIGAN

Census Tract	Tract Income Class	Minority Tract
Summary Data: Lake		
Number of Census Tracts		4
Number of Minority Tracts		0
Percentage of Minority Tracts		0.00%
Number of Low Income Tracts		0
Percentage of Low Income Tracts		0.00%
Number of Moderate Income Tracts		3
Percentage of Moderate Income Tracts		75.00%
Number of Middle Income Tracts		1
Percentage of Middle Income Tracts		25.00%
Number of Upper Income Tracts		0
Percentage of Upper Income Tracts		0.00%
Number of NA Income Tracts		0
Percentage of NA Income Tracts		0.00%

Lapeer, MICHIGAN

Census Tract	Tract Income Class	Minority Tract
26087330000	MIDDLE	NO
26087330500	MODERATE	NO
26087331000	MODERATE	NO
26087331500	MODERATE	NO
26087332000	MODERATE	NO

Lapeer, MICHIGAN

Census Tract	Tract Income Class	Minority Tract
26087332500	MODERATE	NO
26087333000	MODERATE	NO
26087333500	MODERATE	NO
26087334000	MODERATE	NO
26087334500	MODERATE	NO
26087336000	MIDDLE	NO
26087336500	NA	YES
26087337000	MODERATE	NO
26087337500	MODERATE	NO
26087338000	MIDDLE	NO
26087338500	MODERATE	NO
26087339000	MIDDLE	NO
26087339500	LOW	NO
26087340000	MIDDLE	NO
26087340500	MODERATE	NO
26087341000	MIDDLE	NO
26087341500	MIDDLE	NO
26087342000	MIDDLE	NO
26087342100	MODERATE	NO

Lapeer, MICHIGAN

Census Tract	Tract Income Class	Minority Tract
Summary Data: Lapeer		
Number of Census Tracts		24
Number of Minority Tracts		1
Percentage of Minority Tracts		4.17%
Number of Low Income Tracts		1
Percentage of Low Income Tracts		4.17%
Number of Moderate Income Tracts		14
Percentage of Moderate Income Tracts		58.33%
Number of Middle Income Tracts		8
Percentage of Middle Income Tracts		33.33%
Number of Upper Income Tracts		0
Percentage of Upper Income Tracts		0.00%
Number of NA Income Tracts		1
Percentage of NA Income Tracts		4.17%

Leelanau, MICHIGAN

Census Tract	Tract Income Class	Minority Tract
26089970100	MIDDLE	NO
26089970201	UPPER	NO
26089970202	UPPER	NO
26089970300	UPPER	NO
26089970400	UPPER	NO



Leelanau, MICHIGAN

Census Tract	Tract Income Class	Minority Tract
26089970501	UPPER	NO
26089970502	UPPER	NO
26089970601	MIDDLE	NO
26089970602	UPPER	NO
26089990000	NA	NO

Summary Data: Leelanau

Number of Census Tracts	10
Number of Minority Tracts	0
Percentage of Minority Tracts	0.00%
Number of Low Income Tracts	0
Percentage of Low Income Tracts	0.00%
Number of Moderate Income Tracts	0
Percentage of Moderate Income Tracts	0.00%
Number of Middle Income Tracts	2
Percentage of Middle Income Tracts	20.00%
Number of Upper Income Tracts	7
Percentage of Upper Income Tracts	70.00%
Number of NA Income Tracts	1
Percentage of NA Income Tracts	10.00%

Lenawee, MICHIGAN

Census Tract	Tract Income Class	Minority Tract
--------------	--------------------	----------------

Lenawee, MICHIGAN

Census Tract	Tract Income Class	Minority Tract
26091060100	UPPER	NO
26091060301	UPPER	NO
26091060302	UPPER	NO
26091060401	MIDDLE	NO
26091060402	MIDDLE	NO
26091060500	MIDDLE	NO
26091060600	UPPER	NO
26091060701	MIDDLE	NO
26091060702	UPPER	NO
26091060800	MIDDLE	NO
26091061200	MIDDLE	NO
26091061301	MODERATE	NO
26091061302	MODERATE	NO
26091061400	MODERATE	NO
26091061500	MODERATE	NO
26091061600	MODERATE	NO
26091061701	MIDDLE	NO
26091061702	MIDDLE	NO
26091061800	MIDDLE	NO
26091061900	MIDDLE	NO
26091062000	MIDDLE	NO
26091062100	UPPER	NO
26091062200	MIDDLE	NO
26091062300	MIDDLE	NO
26091062400	MIDDLE	NO

Lenawee, MICHIGAN

Census Tract	Tract Income Class	Minority Tract
Summary Data: Lenawee		
Number of Census Tracts		25
Number of Minority Tracts		0
Percentage of Minority Tracts		0.00%
Number of Low Income Tracts		0
Percentage of Low Income Tracts		0.00%
Number of Moderate Income Tracts		5
Percentage of Moderate Income Tracts		20.00%
Number of Middle Income Tracts		14
Percentage of Middle Income Tracts		56.00%
Number of Upper Income Tracts		6
Percentage of Upper Income Tracts		24.00%
Number of NA Income Tracts		0
Percentage of NA Income Tracts		0.00%

Livingston, MICHIGAN

Census Tract	Tract Income Class	Minority Tract
26093710100	UPPER	NO
26093710300	MIDDLE	NO
26093710500	UPPER	NO
26093710700	MIDDLE	NO
26093711000	MIDDLE	NO



Livingston, MICHIGAN

Census Tract	Tract Income Class	Minority Tract
26093712101	MIDDLE	NO
26093712102	UPPER	NO
26093712601	MIDDLE	NO
26093712602	UPPER	NO
26093713100	UPPER	NO
26093713300	UPPER	NO
26093713500	MIDDLE	NO
26093713700	UPPER	NO
26093720100	MIDDLE	NO
26093721100	MIDDLE	NO
26093722100	MODERATE	NO
26093722300	MODERATE	NO
26093722500	MIDDLE	NO
26093724001	MODERATE	NO
26093724002	MIDDLE	NO
26093724003	MIDDLE	NO
26093725000	MODERATE	NO
26093725101	MODERATE	NO
26093730101	MIDDLE	NO
26093730102	MIDDLE	NO
26093730600	UPPER	NO
26093731100	MIDDLE	NO
26093732100	MODERATE	NO
26093733100	MIDDLE	NO
26093733603	MIDDLE	NO
26093733604	MIDDLE	NO
26093740200	UPPER	NO

Livingston, MICHIGAN

Census Tract	Tract Income Class	Minority Tract
26093740300	UPPER	NO
26093740500	UPPER	NO
26093740600	MIDDLE	NO
26093740700	MIDDLE	NO
26093740800	MIDDLE	NO
26093740900	UPPER	NO
26093741100	MIDDLE	NO
26093741601	MODERATE	NO
26093741602	UPPER	NO
26093742201	UPPER	NO
26093742202	MODERATE	NO
26093742403	MIDDLE	NO
26093742500	MIDDLE	NO
26093742700	UPPER	NO
26093742900	UPPER	NO
26093743300	UPPER	NO
26093743400	UPPER	NO
26093743500	MIDDLE	NO
26093743600	MIDDLE	NO
26093743700	MODERATE	NO
26093743800	UPPER	NO
26093743900	MIDDLE	NO
26093744200	UPPER	NO
26093744400	MIDDLE	NO
26093744600	UPPER	NO
26093744700	MIDDLE	NO
26093744800	UPPER	NO

Livingston, MICHIGAN

Census Tract	Tract Income Class	Minority Tract
26093744900	MIDDLE	NO
Summary Data: Livingston		
Number of Census Tracts		60
Number of Minority Tracts		0
Percentage of Minority Tracts		0.00%
Number of Low Income Tracts		0
Percentage of Low Income Tracts		0.00%
Number of Moderate Income Tracts		9
Percentage of Moderate Income Tracts		15.00%
Number of Middle Income Tracts		29
Percentage of Middle Income Tracts		48.33%
Number of Upper Income Tracts		22
Percentage of Upper Income Tracts		36.67%
Number of NA Income Tracts		0
Percentage of NA Income Tracts		0.00%

Luce, MICHIGAN

Census Tract	Tract Income Class	Minority Tract
26095960100	MIDDLE	NO
26095960200	MIDDLE	NO
26095980000	NA	NO
26095990000	NA	NO



Luce, MICHIGAN

Census Tract	Tract Income Class	Minority Tract
Summary Data: Luce		
Number of Census Tracts		4
Number of Minority Tracts		0
Percentage of Minority Tracts		0.00%
Number of Low Income Tracts		0
Percentage of Low Income Tracts		0.00%
Number of Moderate Income Tracts		0
Percentage of Moderate Income Tracts		0.00%
Number of Middle Income Tracts		2
Percentage of Middle Income Tracts		50.00%
Number of Upper Income Tracts		0
Percentage of Upper Income Tracts		0.00%
Number of NA Income Tracts		2
Percentage of NA Income Tracts		50.00%

Mackinac, MICHIGAN

Census Tract	Tract Income Class	Minority Tract
26097950100	MIDDLE	NO
26097950200	MODERATE	NO
26097950300	MIDDLE	NO
26097950400	MIDDLE	NO
26097950500	MODERATE	NO

Mackinac, MICHIGAN

Census Tract	Tract Income Class	Minority Tract
26097990000	NA	NO
Summary Data: Mackinac		
Number of Census Tracts		6
Number of Minority Tracts		0
Percentage of Minority Tracts		0.00%
Number of Low Income Tracts		0
Percentage of Low Income Tracts		0.00%
Number of Moderate Income Tracts		2
Percentage of Moderate Income Tracts		33.33%
Number of Middle Income Tracts		3
Percentage of Middle Income Tracts		50.00%
Number of Upper Income Tracts		0
Percentage of Upper Income Tracts		0.00%
Number of NA Income Tracts		1
Percentage of NA Income Tracts		16.67%

Macomb, MICHIGAN

Census Tract	Tract Income Class	Minority Tract
26099206700	MODERATE	NO
26099210000	MIDDLE	NO
26099211000	MIDDLE	NO
26099212000	MIDDLE	NO

Macomb, MICHIGAN

Census Tract	Tract Income Class	Minority Tract
26099214000	MIDDLE	NO
26099214500	MIDDLE	NO
26099215000	UPPER	NO
26099215201	UPPER	NO
26099215202	UPPER	NO
26099215300	MIDDLE	NO
26099215500	MIDDLE	NO
26099216000	UPPER	NO
26099217000	MIDDLE	NO
26099218001	MODERATE	NO
26099218002	MODERATE	NO
26099220002	MIDDLE	NO
26099220003	UPPER	NO
26099220004	MIDDLE	NO
26099221100	MIDDLE	NO
26099221200	MIDDLE	NO
26099221500	UPPER	NO
26099221800	UPPER	NO
26099222103	MIDDLE	NO
26099222104	MODERATE	NO
26099222105	UPPER	NO
26099222106	MODERATE	NO
26099222500	MIDDLE	NO
26099222800	MIDDLE	NO
26099223401	UPPER	NO
26099223402	UPPER	NO
26099223500	MIDDLE	NO



Macomb, MICHIGAN		
Census Tract	Tract Income Class	Minority Tract
26099223801	UPPER	NO
26099223802	UPPER	NO
26099223803	MIDDLE	NO
26099223901	UPPER	NO
26099223902	UPPER	NO
26099224001	UPPER	NO
26099224002	UPPER	NO
26099224101	UPPER	NO
26099224102	UPPER	NO
26099224201	UPPER	NO
26099224202	MIDDLE	NO
26099224300	MIDDLE	NO
26099224400	MIDDLE	NO
26099224500	MIDDLE	NO
26099224600	MODERATE	NO
26099225100	MODERATE	NO
26099225200	UPPER	NO
26099225300	MIDDLE	NO
26099225401	MIDDLE	NO
26099225402	UPPER	NO
26099225500	UPPER	NO
26099225600	MIDDLE	NO
26099225701	MODERATE	NO
26099225702	MODERATE	NO
26099225800	MIDDLE	NO
26099225900	MIDDLE	NO
26099226101	UPPER	NO

Macomb, MICHIGAN		
Census Tract	Tract Income Class	Minority Tract
26099226102	UPPER	NO
26099226400	UPPER	NO
26099226700	MIDDLE	NO
26099227000	UPPER	NO
26099227300	MIDDLE	NO
26099228000	MIDDLE	NO
26099228100	MODERATE	NO
26099230000	MODERATE	NO
26099230200	MIDDLE	NO
26099230300	MIDDLE	NO
26099230400	MIDDLE	NO
26099230501	MODERATE	NO
26099230502	NA	NO
26099230602	MIDDLE	NO
26099230603	MIDDLE	NO
26099230604	UPPER	NO
26099230700	MIDDLE	NO
26099230800	MODERATE	NO
26099230901	MIDDLE	NO
26099230902	MIDDLE	NO
26099231000	MIDDLE	NO
26099231100	MODERATE	NO
26099231200	MIDDLE	NO
26099231400	MODERATE	NO
26099231500	MODERATE	NO
26099231600	MODERATE	NO
26099231700	MIDDLE	NO

Macomb, MICHIGAN		
Census Tract	Tract Income Class	Minority Tract
26099231800	MODERATE	NO
26099231900	MODERATE	NO
26099232000	MIDDLE	NO
26099232100	MIDDLE	NO
26099232200	MODERATE	NO
26099232301	MODERATE	NO
26099232400	MODERATE	NO
26099232500	MIDDLE	NO
26099233000	MIDDLE	NO
26099240000	LOW	NO
26099240300	MIDDLE	NO
26099240400	MIDDLE	NO
26099240500	MODERATE	NO
26099240601	MIDDLE	NO
26099240602	MIDDLE	NO
26099240700	MIDDLE	NO
26099240801	MIDDLE	NO
26099240802	MODERATE	NO
26099240900	MIDDLE	NO
26099241000	MODERATE	NO
26099241200	MODERATE	NO
26099241300	MODERATE	NO
26099241400	MIDDLE	NO
26099241500	MODERATE	NO
26099241600	MODERATE	NO
26099241700	MODERATE	NO
26099241800	MODERATE	YES



Macomb, MICHIGAN		
Census Tract	Tract Income Class	Minority Tract
26099241900	MODERATE	NO
26099242001	MODERATE	NO
26099242002	MIDDLE	NO
26099242003	MODERATE	NO
26099242100	MODERATE	YES
26099242500	MIDDLE	NO
26099243000	UPPER	NO
26099243501	UPPER	NO
26099243502	MODERATE	NO
26099244000	MIDDLE	NO
26099245000	MODERATE	YES
26099245100	MODERATE	NO
26099245200	LOW	NO
26099245300	MIDDLE	NO
26099245400	MIDDLE	YES
26099247100	NA	NO
26099247201	MIDDLE	NO
26099247202	MIDDLE	NO
26099247301	MIDDLE	NO
26099247302	UPPER	NO
26099247400	UPPER	NO
26099247500	MODERATE	NO
26099247601	LOW	YES
26099247602	MIDDLE	NO
26099250000	MIDDLE	NO
26099250100	MODERATE	NO
26099250200	MIDDLE	NO

Macomb, MICHIGAN		
Census Tract	Tract Income Class	Minority Tract
26099250300	MIDDLE	NO
26099250400	MIDDLE	NO
26099250500	MIDDLE	NO
26099250600	MODERATE	NO
26099250700	MIDDLE	NO
26099250800	MIDDLE	NO
26099250900	MODERATE	NO
26099251000	MODERATE	NO
26099251100	MIDDLE	NO
26099251200	MIDDLE	NO
26099251300	MIDDLE	NO
26099251400	MIDDLE	NO
26099251500	MIDDLE	NO
26099251600	MIDDLE	NO
26099251700	MODERATE	NO
26099251800	MIDDLE	NO
26099251900	MIDDLE	NO
26099252000	MIDDLE	NO
26099252100	MODERATE	NO
26099252200	UPPER	NO
26099254000	MIDDLE	NO
26099254100	MODERATE	NO
26099254200	MIDDLE	NO
26099254500	MODERATE	NO
26099255000	MODERATE	NO
26099255100	MODERATE	NO
26099255200	MODERATE	NO

Macomb, MICHIGAN		
Census Tract	Tract Income Class	Minority Tract
26099255300	MODERATE	NO
26099255400	MIDDLE	NO
26099255500	MIDDLE	NO
26099255600	MODERATE	NO
26099255700	MODERATE	NO
26099255800	MODERATE	NO
26099255900	MODERATE	NO
26099256000	MODERATE	NO
26099256100	MODERATE	NO
26099256200	MODERATE	NO
26099256300	MODERATE	NO
26099256400	MODERATE	NO
26099256500	MODERATE	NO
26099256600	MODERATE	NO
26099256700	MODERATE	NO
26099256800	LOW	NO
26099258000	MODERATE	YES
26099258100	MIDDLE	NO
26099258200	MODERATE	NO
26099258300	LOW	YES
26099258400	LOW	YES
26099258500	MIDDLE	YES
26099258600	LOW	YES
26099258700	MODERATE	YES
26099258800	MODERATE	YES
26099258900	MODERATE	YES
26099260000	MIDDLE	NO



Macomb, MICHIGAN

Census Tract	Tract Income Class	Minority Tract
26099260100	MIDDLE	NO
26099260200	MIDDLE	NO
26099260300	MODERATE	NO
26099260400	MIDDLE	NO
26099260600	MODERATE	NO
26099260700	MODERATE	NO
26099260800	MIDDLE	NO
26099260900	MIDDLE	NO
26099261000	MIDDLE	NO
26099261100	MODERATE	NO
26099261200	MIDDLE	NO
26099261300	MIDDLE	NO
26099261400	MIDDLE	NO
26099261500	MODERATE	NO
26099261601	MIDDLE	NO
26099261700	MODERATE	NO
26099261800	MODERATE	NO
26099261900	MODERATE	NO
26099262000	MIDDLE	NO
26099262100	MODERATE	NO
26099262200	MODERATE	NO
26099262300	MIDDLE	NO
26099262400	MODERATE	NO
26099262500	MODERATE	NO
26099262600	MODERATE	NO
26099262700	MODERATE	NO
26099262800	MODERATE	NO

Macomb, MICHIGAN

Census Tract	Tract Income Class	Minority Tract
26099262900	MODERATE	NO
26099263200	LOW	NO
26099263400	MODERATE	NO
26099263500	MODERATE	NO
26099263600	MODERATE	YES
26099263700	MODERATE	YES
26099263800	MODERATE	YES
26099263900	MODERATE	YES
26099264000	LOW	YES
26099264200	LOW	YES
26099267600	MIDDLE	NO
26099268000	MODERATE	NO
26099268100	MODERATE	NO
26099268200	MIDDLE	NO
26099268300	LOW	YES
26099268400	LOW	NO
26099980000	NA	NO
26099980100	NA	NO
26099982001	NA	YES
26099982002	NA	NO
26099982100	NA	YES
26099982200	NA	YES
26099982300	NA	YES
26099990100	NA	NO

Macomb, MICHIGAN

Census Tract	Tract Income Class	Minority Tract
Summary Data: Macomb		
Number of Census Tracts		244
Number of Minority Tracts		24
Percentage of Minority Tracts		9.84%
Number of Low Income Tracts		12
Percentage of Low Income Tracts		4.92%
Number of Moderate Income Tracts		92
Percentage of Moderate Income Tracts		37.70%
Number of Middle Income Tracts		98
Percentage of Middle Income Tracts		40.16%
Number of Upper Income Tracts		32
Percentage of Upper Income Tracts		13.11%
Number of NA Income Tracts		10
Percentage of NA Income Tracts		4.10%

Manistee, MICHIGAN

Census Tract	Tract Income Class	Minority Tract
26101000100	MIDDLE	NO
26101000200	MIDDLE	NO
26101000300	UPPER	NO
26101000400	MIDDLE	NO
26101000500	MIDDLE	NO



Manistee, MICHIGAN

Census Tract	Tract Income Class	Minority Tract
26101000600	MIDDLE	NO
26101000700	MIDDLE	NO
26101000800	MIDDLE	NO
26101000900	MIDDLE	NO
26101990000	NA	NO

Summary Data: Manistee

Number of Census Tracts	10
Number of Minority Tracts	0
Percentage of Minority Tracts	0.00%
Number of Low Income Tracts	0
Percentage of Low Income Tracts	0.00%
Number of Moderate Income Tracts	0
Percentage of Moderate Income Tracts	0.00%
Number of Middle Income Tracts	8
Percentage of Middle Income Tracts	80.00%
Number of Upper Income Tracts	1
Percentage of Upper Income Tracts	10.00%
Number of NA Income Tracts	1
Percentage of NA Income Tracts	10.00%

Marquette, MICHIGAN

Census Tract	Tract Income Class	Minority Tract
--------------	--------------------	----------------

Marquette, MICHIGAN

Census Tract	Tract Income Class	Minority Tract
26103000100	UPPER	NO
26103000200	MIDDLE	NO
26103000300	MIDDLE	NO
26103000400	UPPER	NO
26103000500	MIDDLE	NO
26103000600	MIDDLE	NO
26103000700	MIDDLE	NO
26103001100	UPPER	NO
26103001200	MIDDLE	NO
26103001300	MIDDLE	NO
26103001500	UPPER	NO
26103001600	MIDDLE	NO
26103001700	MIDDLE	NO
26103001800	MIDDLE	NO
26103001900	MIDDLE	NO
26103002000	MODERATE	NO
26103002100	UPPER	NO
26103002200	MIDDLE	NO
26103002300	MIDDLE	NO
26103002400	MODERATE	NO
26103002500	MIDDLE	NO
26103002600	MIDDLE	NO
26103002801	MIDDLE	NO
26103002802	LOW	NO
26103002901	UPPER	NO
26103002902	UPPER	NO
26103990000	NA	NO

Marquette, MICHIGAN

Census Tract	Tract Income Class	Minority Tract
--------------	--------------------	----------------

Summary Data: Marquette

Number of Census Tracts	27
Number of Minority Tracts	0
Percentage of Minority Tracts	0.00%
Number of Low Income Tracts	1
Percentage of Low Income Tracts	3.70%
Number of Moderate Income Tracts	2
Percentage of Moderate Income Tracts	7.41%
Number of Middle Income Tracts	16
Percentage of Middle Income Tracts	59.26%
Number of Upper Income Tracts	7
Percentage of Upper Income Tracts	25.93%
Number of NA Income Tracts	1
Percentage of NA Income Tracts	3.70%

Mason, MICHIGAN

Census Tract	Tract Income Class	Minority Tract
26105950100	MIDDLE	NO
26105950200	MIDDLE	NO
26105950300	MIDDLE	NO
26105950400	MIDDLE	NO
26105950500	MIDDLE	NO



Mason, MICHIGAN

Census Tract	Tract Income Class	Minority Tract
26105950600	MIDDLE	NO
26105950700	MIDDLE	NO
26105950800	MIDDLE	NO
26105990000	NA	NO

Summary Data: Mason

Number of Census Tracts	9
Number of Minority Tracts	0
Percentage of Minority Tracts	0.00%
Number of Low Income Tracts	0
Percentage of Low Income Tracts	0.00%
Number of Moderate Income Tracts	0
Percentage of Moderate Income Tracts	0.00%
Number of Middle Income Tracts	8
Percentage of Middle Income Tracts	88.89%
Number of Upper Income Tracts	0
Percentage of Upper Income Tracts	0.00%
Number of NA Income Tracts	1
Percentage of NA Income Tracts	11.11%

Mecosta, MICHIGAN

Census Tract	Tract Income Class	Minority Tract
26107960100	MIDDLE	NO

Mecosta, MICHIGAN

Census Tract	Tract Income Class	Minority Tract
26107960200	MIDDLE	NO
26107960300	MIDDLE	NO
26107960400	MIDDLE	NO
26107960500	MODERATE	NO
26107960600	MIDDLE	NO
26107960701	NA	NO
26107960702	MIDDLE	NO
26107960800	MIDDLE	NO
26107960900	MIDDLE	NO
26107961001	MIDDLE	NO
26107961002	MIDDLE	NO
26107981300	NA	NO

Mecosta, MICHIGAN

Census Tract	Tract Income Class	Minority Tract
Summary Data: Mecosta		
Number of Census Tracts		13
Number of Minority Tracts		0
Percentage of Minority Tracts		0.00%
Number of Low Income Tracts		0
Percentage of Low Income Tracts		0.00%
Number of Moderate Income Tracts		1
Percentage of Moderate Income Tracts		7.69%
Number of Middle Income Tracts		10
Percentage of Middle Income Tracts		76.92%
Number of Upper Income Tracts		0
Percentage of Upper Income Tracts		0.00%
Number of NA Income Tracts		2
Percentage of NA Income Tracts		15.38%

Menominee, MICHIGAN

Census Tract	Tract Income Class	Minority Tract
26109960100	MIDDLE	NO
26109960200	MIDDLE	NO
26109960300	MODERATE	NO
26109960400	MIDDLE	NO
26109960500	MODERATE	NO



Menominee, MICHIGAN

Census Tract	Tract Income Class	Minority Tract
26109960600	MIDDLE	NO
26109960700	MIDDLE	NO
26109990000	NA	NO

Summary Data: Menominee

Number of Census Tracts	8
Number of Minority Tracts	0
Percentage of Minority Tracts	0.00%
Number of Low Income Tracts	0
Percentage of Low Income Tracts	0.00%
Number of Moderate Income Tracts	2
Percentage of Moderate Income Tracts	25.00%
Number of Middle Income Tracts	5
Percentage of Middle Income Tracts	62.50%
Number of Upper Income Tracts	0
Percentage of Upper Income Tracts	0.00%
Number of NA Income Tracts	1
Percentage of NA Income Tracts	12.50%

Midland, MICHIGAN

Census Tract	Tract Income Class	Minority Tract
26111290100	MODERATE	NO
26111290200	MODERATE	NO

Midland, MICHIGAN

Census Tract	Tract Income Class	Minority Tract
26111290300	MIDDLE	NO
26111290400	MIDDLE	NO
26111290500	MIDDLE	NO
26111290600	LOW	NO
26111290700	MIDDLE	NO
26111290800	MIDDLE	NO
26111290901	UPPER	NO
26111290902	UPPER	NO
26111291000	UPPER	NO
26111291101	MIDDLE	NO
26111291103	MIDDLE	NO
26111291104	UPPER	NO
26111291200	MIDDLE	NO
26111291300	MIDDLE	NO
26111291400	MIDDLE	NO
26111291500	MODERATE	NO
26111291601	MIDDLE	NO
26111291602	MIDDLE	NO
26111291700	MODERATE	NO

Midland, MICHIGAN

Census Tract	Tract Income Class	Minority Tract
Summary Data: Midland		
Number of Census Tracts		21
Number of Minority Tracts		0
Percentage of Minority Tracts		0.00%
Number of Low Income Tracts		1
Percentage of Low Income Tracts		4.76%
Number of Moderate Income Tracts		4
Percentage of Moderate Income Tracts		19.05%
Number of Middle Income Tracts		12
Percentage of Middle Income Tracts		57.14%
Number of Upper Income Tracts		4
Percentage of Upper Income Tracts		19.05%
Number of NA Income Tracts		0
Percentage of NA Income Tracts		0.00%

Missaukee, MICHIGAN

Census Tract	Tract Income Class	Minority Tract
26113960101	MIDDLE	NO
26113960102	MODERATE	NO
26113960200	MODERATE	NO
26113960300	MIDDLE	NO
26113960400	MIDDLE	NO



Missaukee, MICHIGAN

Census Tract	Tract Income Class	Minority Tract
Summary Data: Missaukee		
Number of Census Tracts		5
Number of Minority Tracts		0
Percentage of Minority Tracts		0.00%
Number of Low Income Tracts		0
Percentage of Low Income Tracts		0.00%
Number of Moderate Income Tracts		2
Percentage of Moderate Income Tracts		40.00%
Number of Middle Income Tracts		3
Percentage of Middle Income Tracts		60.00%
Number of Upper Income Tracts		0
Percentage of Upper Income Tracts		0.00%
Number of NA Income Tracts		0
Percentage of NA Income Tracts		0.00%

Monroe, MICHIGAN

Census Tract	Tract Income Class	Minority Tract
26115830100	MIDDLE	NO
26115830200	UPPER	NO
26115830300	MIDDLE	NO
26115830400	UPPER	NO
26115830500	MIDDLE	NO

Monroe, MICHIGAN

Census Tract	Tract Income Class	Minority Tract
26115830600	MIDDLE	NO
26115830700	MIDDLE	NO
26115830801	MIDDLE	NO
26115830802	MIDDLE	NO
26115830900	UPPER	NO
26115831000	MIDDLE	NO
26115831100	MIDDLE	NO
26115831201	LOW	NO
26115831202	MIDDLE	NO
26115831300	MIDDLE	NO
26115831400	MIDDLE	NO
26115831500	MIDDLE	NO
26115831600	UPPER	NO
26115831700	MIDDLE	NO
26115831800	MODERATE	NO
26115831900	LOW	NO
26115832000	MODERATE	NO
26115832100	MODERATE	NO
26115832200	MODERATE	NO
26115832300	MIDDLE	NO
26115832400	UPPER	NO
26115832500	MODERATE	NO
26115832600	MIDDLE	NO
26115832700	MIDDLE	NO
26115832800	MIDDLE	NO
26115832900	MIDDLE	NO
26115833000	MIDDLE	NO

Monroe, MICHIGAN

Census Tract	Tract Income Class	Minority Tract
26115833100	MIDDLE	NO
26115833200	UPPER	NO
26115833300	UPPER	NO
26115833500	MIDDLE	NO
26115833600	MODERATE	NO
26115833700	MODERATE	NO
26115833800	MIDDLE	NO
26115833900	UPPER	NO
26115990000	NA	NO
Summary Data: Monroe		
Number of Census Tracts		41
Number of Minority Tracts		0
Percentage of Minority Tracts		0.00%
Number of Low Income Tracts		2
Percentage of Low Income Tracts		4.88%
Number of Moderate Income Tracts		7
Percentage of Moderate Income Tracts		17.07%
Number of Middle Income Tracts		23
Percentage of Middle Income Tracts		56.10%
Number of Upper Income Tracts		8
Percentage of Upper Income Tracts		19.51%
Number of NA Income Tracts		1
Percentage of NA Income Tracts		2.44%



Montcalm, MICHIGAN

Census Tract	Tract Income Class	Minority Tract
26117970100	MODERATE	NO
26117970200	MODERATE	NO
26117970300	MODERATE	NO
26117970400	MODERATE	NO
26117970501	MIDDLE	NO
26117970502	MODERATE	NO
26117970600	MIDDLE	NO
26117970700	MODERATE	NO
26117970800	MODERATE	NO
26117970900	MODERATE	NO
26117971000	MODERATE	NO
26117971100	MIDDLE	NO
26117971200	MODERATE	NO
26117971300	MODERATE	NO

Montcalm, MICHIGAN

Census Tract	Tract Income Class	Minority Tract
Summary Data: Montcalm		
Number of Census Tracts		14
Number of Minority Tracts		0
Percentage of Minority Tracts		0.00%
Number of Low Income Tracts		0
Percentage of Low Income Tracts		0.00%
Number of Moderate Income Tracts		11
Percentage of Moderate Income Tracts		78.57%
Number of Middle Income Tracts		3
Percentage of Middle Income Tracts		21.43%
Number of Upper Income Tracts		0
Percentage of Upper Income Tracts		0.00%
Number of NA Income Tracts		0
Percentage of NA Income Tracts		0.00%

Montmorency, MICHIGAN

Census Tract	Tract Income Class	Minority Tract
Summary Data: Montmorency		
Number of Census Tracts		5
Number of Minority Tracts		0
Percentage of Minority Tracts		0.00%
Number of Low Income Tracts		0
Percentage of Low Income Tracts		0.00%
Number of Moderate Income Tracts		4
Percentage of Moderate Income Tracts		80.00%
Number of Middle Income Tracts		1
Percentage of Middle Income Tracts		20.00%
Number of Upper Income Tracts		0
Percentage of Upper Income Tracts		0.00%
Number of NA Income Tracts		0
Percentage of NA Income Tracts		0.00%

Montmorency, MICHIGAN

Census Tract	Tract Income Class	Minority Tract
26119910100	MODERATE	NO
26119910200	MIDDLE	NO
26119910300	MODERATE	NO
26119910400	MODERATE	NO
26119910500	MODERATE	NO

Muskegon, MICHIGAN

Census Tract	Tract Income Class	Minority Tract
26121000100	MIDDLE	YES
26121000300	LOW	YES
26121000401	MODERATE	YES
26121000402	MODERATE	YES
26121000500	LOW	YES



Muskegon, MICHIGAN

Census Tract	Tract Income Class	Minority Tract
26121000601	MODERATE	YES
26121000800	MODERATE	NO
26121000900	MIDDLE	NO
26121001000	MIDDLE	NO
26121001200	MODERATE	YES
26121001300	LOW	YES
26121001402	LOW	YES
26121001500	UPPER	NO
26121001600	UPPER	NO
26121001700	UPPER	NO
26121001800	MIDDLE	NO
26121001901	MIDDLE	NO
26121001902	MIDDLE	NO
26121002000	MIDDLE	NO
26121002100	MIDDLE	NO
26121002200	MIDDLE	NO
26121002300	UPPER	NO
26121002400	MIDDLE	NO
26121002501	UPPER	NO
26121002502	UPPER	NO
26121002601	MODERATE	NO
26121002602	MODERATE	NO
26121002701	UPPER	NO
26121002702	MIDDLE	NO
26121002800	UPPER	NO
26121002900	MIDDLE	NO
26121003000	MIDDLE	NO

Muskegon, MICHIGAN

Census Tract	Tract Income Class	Minority Tract
26121003100	MIDDLE	NO
26121003200	MIDDLE	NO
26121003300	MIDDLE	NO
26121003400	UPPER	NO
26121003500	MIDDLE	NO
26121003600	MIDDLE	NO
26121003701	UPPER	NO
26121003702	MIDDLE	NO
26121003800	MIDDLE	NO
26121003900	UPPER	NO
26121004000	MIDDLE	NO
26121004200	LOW	YES
26121004300	MODERATE	YES
26121990000	NA	NO

Muskegon, MICHIGAN

Census Tract	Tract Income Class	Minority Tract
Summary Data: Muskegon		
Number of Census Tracts		46
Number of Minority Tracts		11
Percentage of Minority Tracts		23.91%
Number of Low Income Tracts		5
Percentage of Low Income Tracts		10.87%
Number of Moderate Income Tracts		8
Percentage of Moderate Income Tracts		17.39%
Number of Middle Income Tracts		21
Percentage of Middle Income Tracts		45.65%
Number of Upper Income Tracts		11
Percentage of Upper Income Tracts		23.91%
Number of NA Income Tracts		1
Percentage of NA Income Tracts		2.17%

Newaygo, MICHIGAN

Census Tract	Tract Income Class	Minority Tract
26123970100	MIDDLE	NO
26123970300	MIDDLE	NO
26123970400	MIDDLE	NO
26123970500	MIDDLE	NO
26123970600	MIDDLE	NO



Newaygo, MICHIGAN

Census Tract	Tract Income Class	Minority Tract
26123970700	MODERATE	NO
26123970800	MIDDLE	NO
26123970900	MIDDLE	NO
26123971000	MIDDLE	NO
26123971100	MIDDLE	NO
26123971200	MIDDLE	NO

Summary Data: Newaygo

Number of Census Tracts	11
Number of Minority Tracts	0
Percentage of Minority Tracts	0.00%
Number of Low Income Tracts	0
Percentage of Low Income Tracts	0.00%
Number of Moderate Income Tracts	1
Percentage of Moderate Income Tracts	9.09%
Number of Middle Income Tracts	10
Percentage of Middle Income Tracts	90.91%
Number of Upper Income Tracts	0
Percentage of Upper Income Tracts	0.00%
Number of NA Income Tracts	0
Percentage of NA Income Tracts	0.00%

Oakland, MICHIGAN

Census Tract	Tract Income Class	Minority Tract
26125120000	MIDDLE	NO
26125120300	MIDDLE	NO
26125121000	MODERATE	NO
26125121400	UPPER	NO
26125121500	MIDDLE	NO
26125121700	MIDDLE	NO
26125121800	UPPER	NO
26125122200	MIDDLE	NO
26125122400	MIDDLE	NO
26125122700	MIDDLE	NO
26125122900	MIDDLE	NO
26125123000	MIDDLE	NO
26125123100	UPPER	NO
26125124000	MIDDLE	NO
26125124500	MODERATE	NO
26125125000	MIDDLE	NO
26125125600	MIDDLE	NO
26125126200	UPPER	NO
26125126300	MIDDLE	NO
26125126400	MIDDLE	NO
26125126500	UPPER	NO
26125127000	UPPER	NO
26125127100	UPPER	NO
26125127200	UPPER	NO
26125127300	MIDDLE	NO
26125127400	MIDDLE	NO
26125127500	MIDDLE	NO

Oakland, MICHIGAN

Census Tract	Tract Income Class	Minority Tract
26125127600	UPPER	NO
26125127700	MIDDLE	NO
26125128000	MIDDLE	NO
26125128100	UPPER	NO
26125128200	UPPER	NO
26125128300	UPPER	NO
26125128400	MIDDLE	NO
26125128500	MIDDLE	NO
26125128600	UPPER	NO
26125128700	UPPER	NO
26125128800	MIDDLE	NO
26125128900	UPPER	NO
26125129000	UPPER	NO
26125130000	MIDDLE	NO
26125130100	UPPER	NO
26125130200	MIDDLE	NO
26125130300	UPPER	NO
26125130400	MIDDLE	NO
26125130500	MIDDLE	NO
26125130600	MIDDLE	NO
26125130700	MIDDLE	NO
26125131100	MIDDLE	NO
26125131300	UPPER	NO
26125131400	MIDDLE	NO
26125131500	UPPER	NO
26125131600	MIDDLE	NO
26125131800	MIDDLE	NO



Oakland, MICHIGAN


Census Tract	Tract Income Class	Minority Tract
26125132100	UPPER	NO
26125132500	MIDDLE	NO
26125132600	UPPER	NO
26125132700	UPPER	NO
26125133001	UPPER	NO
26125133002	UPPER	NO
26125133003	MIDDLE	NO
26125133101	LOW	YES
26125133102	LOW	NO
26125134000	UPPER	NO
26125134300	MIDDLE	NO
26125134400	MIDDLE	NO
26125134500	UPPER	NO
26125134600	MIDDLE	NO
26125134700	MODERATE	NO
26125134800	MIDDLE	NO
26125134900	MIDDLE	NO
26125135000	MODERATE	NO
26125135100	UPPER	NO
26125135200	UPPER	NO
26125135300	UPPER	NO
26125136000	MIDDLE	NO
26125136101	UPPER	YES
26125136102	MODERATE	NO
26125136300	UPPER	NO
26125136500	MIDDLE	NO
26125136601	MIDDLE	YES

Oakland, MICHIGAN

Census Tract	Tract Income Class	Minority Tract
26125136602	UPPER	YES
26125136700	UPPER	NO
26125136800	MIDDLE	NO
26125137101	UPPER	NO
26125137102	UPPER	NO
26125137400	UPPER	NO
26125137700	MIDDLE	NO
26125137800	UPPER	NO
26125138100	UPPER	NO
26125138301	MIDDLE	NO
26125138302	UPPER	NO
26125138600	UPPER	NO
26125139201	UPPER	NO
26125139202	MIDDLE	NO
26125139400	UPPER	NO
26125140101	MIDDLE	NO
26125140301	MIDDLE	YES
26125140303	MIDDLE	NO
26125140500	MIDDLE	NO
26125140600	MODERATE	YES
26125140700	MIDDLE	NO
26125140800	MIDDLE	NO
26125140900	MIDDLE	YES
26125141001	LOW	YES
26125141002	MODERATE	YES
26125141100	MODERATE	YES
26125141200	LOW	YES

Oakland, MICHIGAN

Census Tract	Tract Income Class	Minority Tract
26125141300	LOW	YES
26125141400	MIDDLE	YES
26125141500	MODERATE	YES
26125141600	MODERATE	YES
26125141700	LOW	YES
26125142000	MODERATE	YES
26125142100	LOW	YES
26125142200	LOW	YES
26125142300	LOW	YES
26125142400	LOW	YES
26125142500	MODERATE	YES
26125142600	MODERATE	YES
26125142700	LOW	YES
26125143500	MIDDLE	NO
26125144100	MIDDLE	NO
26125144200	MIDDLE	NO
26125144301	MIDDLE	NO
26125144400	MIDDLE	NO
26125144500	MIDDLE	NO
26125144600	UPPER	NO
26125144701	MODERATE	NO
26125144800	MODERATE	NO
26125144900	MODERATE	NO
26125145100	MIDDLE	NO
26125145200	MODERATE	NO
26125145300	MIDDLE	NO
26125145400	MIDDLE	NO



Oakland, MICHIGAN

Census Tract	Tract Income Class	Minority Tract
26125145501	MIDDLE	NO
26125145502	MODERATE	NO
26125145600	MIDDLE	NO
26125145700	MODERATE	NO
26125145900	MODERATE	NO
26125150000	UPPER	NO
26125150100	MIDDLE	NO
26125150200	UPPER	NO
26125150300	UPPER	NO
26125150400	UPPER	NO
26125150500	UPPER	NO
26125150600	UPPER	NO
26125150700	UPPER	NO
26125150800	UPPER	NO
26125150900	UPPER	NO
26125151000	UPPER	NO
26125152000	UPPER	NO
26125152600	UPPER	NO
26125152700	UPPER	NO
26125152900	UPPER	NO
26125153000	UPPER	NO
26125153100	UPPER	NO
26125153200	UPPER	NO
26125153300	UPPER	NO
26125154000	UPPER	NO
26125154100	UPPER	NO
26125154200	MIDDLE	NO

Oakland, MICHIGAN

Census Tract	Tract Income Class	Minority Tract
26125154500	UPPER	NO
26125154600	UPPER	NO
26125156000	UPPER	NO
26125156100	UPPER	NO
26125156200	UPPER	NO
26125156300	UPPER	NO
26125156400	UPPER	NO
26125156500	UPPER	NO
26125156900	UPPER	NO
26125157000	UPPER	NO
26125157100	UPPER	NO
26125157200	MODERATE	NO
26125157300	UPPER	NO
26125157400	UPPER	NO
26125157500	MIDDLE	NO
26125157600	MIDDLE	NO
26125157700	UPPER	NO
26125157800	UPPER	NO
26125157900	UPPER	NO
26125158000	UPPER	NO
26125158100	UPPER	NO
26125158200	UPPER	NO
26125159000	UPPER	NO
26125160000	UPPER	YES
26125160300	LOW	YES
26125160400	LOW	YES
26125160500	MODERATE	YES

Oakland, MICHIGAN

Census Tract	Tract Income Class	Minority Tract
26125160600	MIDDLE	YES
26125160700	UPPER	YES
26125160800	MIDDLE	YES
26125160900	MIDDLE	YES
26125161000	MODERATE	YES
26125161100	MIDDLE	YES
26125161200	MIDDLE	YES
26125161300	MODERATE	YES
26125161400	MIDDLE	YES
26125161500	MIDDLE	YES
26125161600	MODERATE	YES
26125161700	MIDDLE	YES
26125161800	MODERATE	YES
26125161900	MIDDLE	YES
26125162000	MIDDLE	YES
26125162100	MODERATE	YES
26125162200	MODERATE	YES
26125162300	MODERATE	YES
26125162400	MODERATE	YES
26125162500	MIDDLE	YES
26125165000	MIDDLE	NO
26125165100	MIDDLE	NO
26125165200	MIDDLE	YES
26125166000	UPPER	NO
26125166100	MIDDLE	NO
26125166200	UPPER	NO
26125166400	UPPER	NO



Oakland, MICHIGAN

Census Tract	Tract Income Class	Minority Tract
26125166500	UPPER	NO
26125166600	MIDDLE	NO
26125166700	UPPER	NO
26125166800	UPPER	NO
26125166900	MIDDLE	NO
26125167000	UPPER	NO
26125167300	MODERATE	NO
26125167400	MIDDLE	NO
26125167500	MODERATE	NO
26125167800	UPPER	NO
26125167900	UPPER	NO
26125168100	UPPER	NO
26125168400	UPPER	NO
26125168500	MIDDLE	NO
26125168601	UPPER	YES
26125168602	MODERATE	NO
26125168700	UPPER	NO
26125168800	UPPER	NO
26125168901	MIDDLE	YES
26125168902	LOW	YES
26125170000	UPPER	NO
26125170100	MIDDLE	NO
26125170200	UPPER	NO
26125170300	MIDDLE	NO
26125170400	MIDDLE	NO
26125171000	MIDDLE	NO
26125171100	MIDDLE	YES

Oakland, MICHIGAN

Census Tract	Tract Income Class	Minority Tract
26125171200	MIDDLE	NO
26125171300	MODERATE	YES
26125171400	MODERATE	YES
26125171500	MODERATE	YES
26125171600	LOW	YES
26125172400	LOW	YES
26125172500	LOW	YES
26125173000	MODERATE	NO
26125173100	UPPER	NO
26125173200	UPPER	NO
26125173300	MIDDLE	NO
26125173400	UPPER	NO
26125173500	MIDDLE	NO
26125173600	MODERATE	NO
26125175000	MODERATE	NO
26125175100	MODERATE	NO
26125175200	LOW	NO
26125175300	MODERATE	NO
26125180000	UPPER	NO
26125180100	MIDDLE	NO
26125180200	MIDDLE	NO
26125180300	MIDDLE	NO
26125181001	LOW	YES
26125181100	MIDDLE	NO
26125181200	MODERATE	NO
26125181300	MODERATE	NO
26125181400	MODERATE	NO

Oakland, MICHIGAN

Census Tract	Tract Income Class	Minority Tract
26125181500	MODERATE	NO
26125181600	MODERATE	NO
26125183000	MIDDLE	NO
26125183100	MIDDLE	NO
26125183200	MIDDLE	NO
26125183300	MIDDLE	NO
26125183400	UPPER	NO
26125183500	MODERATE	NO
26125183600	UPPER	NO
26125183700	UPPER	NO
26125183800	UPPER	NO
26125183900	UPPER	NO
26125184000	UPPER	NO
26125184100	UPPER	NO
26125184200	UPPER	NO
26125184300	UPPER	NO
26125184400	UPPER	NO
26125184500	UPPER	NO
26125184600	UPPER	NO
26125184700	MIDDLE	NO
26125187000	UPPER	NO
26125188001	UPPER	NO
26125188100	UPPER	NO
26125190200	UPPER	NO
26125190400	UPPER	NO
26125190500	UPPER	NO
26125190700	UPPER	NO



Oakland, MICHIGAN

Census Tract	Tract Income Class	Minority Tract
26125190800	UPPER	NO
26125191000	UPPER	NO
26125191100	MIDDLE	NO
26125191200	UPPER	NO
26125191300	UPPER	NO
26125192000	UPPER	NO
26125192200	UPPER	NO
26125192400	UPPER	NO
26125192500	UPPER	NO
26125192700	UPPER	NO
26125193000	MIDDLE	NO
26125193100	UPPER	NO
26125193300	MIDDLE	NO
26125193400	UPPER	NO
26125193500	MIDDLE	NO
26125193600	MIDDLE	NO
26125193700	MIDDLE	NO
26125194000	MIDDLE	YES
26125194100	UPPER	NO
26125194200	UPPER	NO
26125194300	UPPER	NO
26125194400	UPPER	NO
26125194500	MODERATE	NO
26125194600	MIDDLE	NO
26125196000	UPPER	NO
26125196100	UPPER	NO
26125196200	MIDDLE	NO

Oakland, MICHIGAN

Census Tract	Tract Income Class	Minority Tract
26125196300	UPPER	NO
26125196400	UPPER	NO
26125196500	UPPER	NO
26125196600	UPPER	NO
26125196700	UPPER	NO
26125196800	UPPER	YES
26125196900	UPPER	NO
26125197000	UPPER	NO
26125197100	UPPER	NO
26125197200	MIDDLE	NO
26125197300	MIDDLE	NO
26125197400	MODERATE	NO
26125197500	MIDDLE	YES
26125197600	MIDDLE	NO
26125197701	MIDDLE	YES
26125197702	MIDDLE	YES
26125197900	UPPER	NO
26125198000	UPPER	NO
26125198100	MIDDLE	NO
26125981000	NA	NO
26125981100	NA	NO
26125981200	NA	NO
26125981300	NA	NO
26125981400	NA	YES
26125981500	NA	NO
26125981600	NA	NO

Oakland, MICHIGAN

Census Tract	Tract Income Class	Minority Tract
Summary Data: Oakland		
Number of Census Tracts		350
Number of Minority Tracts		66
Percentage of Minority Tracts		18.86%
Number of Low Income Tracts		19
Percentage of Low Income Tracts		5.43%
Number of Moderate Income Tracts		49
Percentage of Moderate Income Tracts		14.00%
Number of Middle Income Tracts		122
Percentage of Middle Income Tracts		34.86%
Number of Upper Income Tracts		153
Percentage of Upper Income Tracts		43.71%
Number of NA Income Tracts		7
Percentage of NA Income Tracts		2.00%

Oceana, MICHIGAN

Census Tract	Tract Income Class	Minority Tract
26127010300	MIDDLE	NO
26127010400	MIDDLE	NO
26127010500	MIDDLE	NO
26127010600	MIDDLE	NO
26127010800	MIDDLE	NO



Oceana, MICHIGAN

Census Tract	Tract Income Class	Minority Tract
26127010900	MIDDLE	NO
26127011000	MIDDLE	NO
26127990000	NA	NO

Summary Data: Oceana

Number of Census Tracts	8
Number of Minority Tracts	0
Percentage of Minority Tracts	0.00%
Number of Low Income Tracts	0
Percentage of Low Income Tracts	0.00%
Number of Moderate Income Tracts	0
Percentage of Moderate Income Tracts	0.00%
Number of Middle Income Tracts	7
Percentage of Middle Income Tracts	87.50%
Number of Upper Income Tracts	0
Percentage of Upper Income Tracts	0.00%
Number of NA Income Tracts	1
Percentage of NA Income Tracts	12.50%

Ogemaw, MICHIGAN

Census Tract	Tract Income Class	Minority Tract
26129950100	MODERATE	NO
26129950200	MIDDLE	NO

Ogemaw, MICHIGAN

Census Tract	Tract Income Class	Minority Tract
26129950300	MIDDLE	NO
26129950400	MIDDLE	NO
26129950500	MIDDLE	NO
26129950600	MODERATE	NO
26129950901	MODERATE	NO
26129950902	MODERATE	NO

Summary Data: Ogemaw

Number of Census Tracts	8
Number of Minority Tracts	0
Percentage of Minority Tracts	0.00%
Number of Low Income Tracts	0
Percentage of Low Income Tracts	0.00%
Number of Moderate Income Tracts	4
Percentage of Moderate Income Tracts	50.00%
Number of Middle Income Tracts	4
Percentage of Middle Income Tracts	50.00%
Number of Upper Income Tracts	0
Percentage of Upper Income Tracts	0.00%
Number of NA Income Tracts	0
Percentage of NA Income Tracts	0.00%

Ontonagon, MICHIGAN

Census Tract	Tract Income Class	Minority Tract
26131970100	MIDDLE	NO
26131970200	MIDDLE	NO
26131970300	MODERATE	NO
26131990100	NA	NO

Summary Data: Ontonagon

Number of Census Tracts	4
Number of Minority Tracts	0
Percentage of Minority Tracts	0.00%
Number of Low Income Tracts	0
Percentage of Low Income Tracts	0.00%
Number of Moderate Income Tracts	1
Percentage of Moderate Income Tracts	25.00%
Number of Middle Income Tracts	2
Percentage of Middle Income Tracts	50.00%
Number of Upper Income Tracts	0
Percentage of Upper Income Tracts	0.00%
Number of NA Income Tracts	1
Percentage of NA Income Tracts	25.00%

Osceola, MICHIGAN

Census Tract	Tract Income Class	Minority Tract
26133970100	MIDDLE	NO



Osceola, MICHIGAN

Census Tract	Tract Income Class	Minority Tract
26133970200	MIDDLE	NO
26133970300	MIDDLE	NO
26133970400	MODERATE	NO
26133970501	MODERATE	NO
26133970502	MIDDLE	NO
26133970600	MIDDLE	NO

Summary Data: Osceola

Number of Census Tracts	7
Number of Minority Tracts	0
Percentage of Minority Tracts	0.00%
Number of Low Income Tracts	0
Percentage of Low Income Tracts	0.00%
Number of Moderate Income Tracts	2
Percentage of Moderate Income Tracts	28.57%
Number of Middle Income Tracts	5
Percentage of Middle Income Tracts	71.43%
Number of Upper Income Tracts	0
Percentage of Upper Income Tracts	0.00%
Number of NA Income Tracts	0
Percentage of NA Income Tracts	0.00%

Oscoda, MICHIGAN

Census Tract	Tract Income Class	Minority Tract
26135970201	MIDDLE	NO
26135970202	MIDDLE	NO
26135970300	MIDDLE	NO
26135970400	MODERATE	NO
26135970500	MODERATE	NO

Summary Data: Oscoda

Number of Census Tracts	5
Number of Minority Tracts	0
Percentage of Minority Tracts	0.00%
Number of Low Income Tracts	0
Percentage of Low Income Tracts	0.00%
Number of Moderate Income Tracts	2
Percentage of Moderate Income Tracts	40.00%
Number of Middle Income Tracts	3
Percentage of Middle Income Tracts	60.00%
Number of Upper Income Tracts	0
Percentage of Upper Income Tracts	0.00%
Number of NA Income Tracts	0
Percentage of NA Income Tracts	0.00%

Otsego, MICHIGAN

Census Tract	Tract Income Class	Minority Tract
--------------	--------------------	----------------

Otsego, MICHIGAN

Census Tract	Tract Income Class	Minority Tract
26137950100	MIDDLE	NO
26137950200	MIDDLE	NO
26137950300	MODERATE	NO
26137950400	MIDDLE	NO
26137950500	MIDDLE	NO
26137950600	MIDDLE	NO


Summary Data: Otsego

Number of Census Tracts	6
Number of Minority Tracts	0
Percentage of Minority Tracts	0.00%
Number of Low Income Tracts	0
Percentage of Low Income Tracts	0.00%
Number of Moderate Income Tracts	1
Percentage of Moderate Income Tracts	16.67%
Number of Middle Income Tracts	5
Percentage of Middle Income Tracts	83.33%
Number of Upper Income Tracts	0
Percentage of Upper Income Tracts	0.00%
Number of NA Income Tracts	0
Percentage of NA Income Tracts	0.00%

Ottawa, MICHIGAN		
Census Tract	Tract Income Class	Minority Tract
26139020100	MIDDLE	NO
26139020200	MIDDLE	NO
26139020400	MIDDLE	NO
26139020501	MIDDLE	NO
26139020503	UPPER	NO
26139020504	MIDDLE	NO
26139020600	NA	NO
26139020900	MIDDLE	NO
26139021000	MIDDLE	NO
26139021100	MIDDLE	NO
26139021201	UPPER	NO
26139021203	MIDDLE	NO
26139021204	MIDDLE	NO
26139021301	MIDDLE	NO
26139021303	UPPER	NO
26139021304	UPPER	NO
26139021401	MIDDLE	NO
26139021402	MIDDLE	NO
26139021501	MIDDLE	NO
26139021502	MIDDLE	NO
26139021603	MIDDLE	NO
26139021604	MIDDLE	NO
26139021605	UPPER	NO
26139021606	MIDDLE	NO
26139021700	UPPER	NO
26139021801	MIDDLE	NO
26139021802	MIDDLE	NO

Ottawa, MICHIGAN		
Census Tract	Tract Income Class	Minority Tract
26139021901	UPPER	NO
26139021903	UPPER	NO
26139021904	UPPER	NO
26139022001	MIDDLE	NO
26139022002	MIDDLE	NO
26139022103	UPPER	NO
26139022105	MIDDLE	NO
26139022106	UPPER	NO
26139022107	MIDDLE	NO
26139022108	UPPER	NO
26139022206	UPPER	NO
26139022207	MIDDLE	YES
26139022208	MIDDLE	YES
26139022600	MIDDLE	NO
26139022900	MIDDLE	NO
26139023001	UPPER	NO
26139023003	UPPER	NO
26139023004	MIDDLE	NO
26139023101	MIDDLE	NO
26139023102	MIDDLE	YES
26139023200	MIDDLE	NO
26139023500	UPPER	NO
26139023600	UPPER	NO
26139024300	UPPER	NO
26139024401	MIDDLE	NO
26139024402	MIDDLE	NO
26139024501	LOW	NO

Ottawa, MICHIGAN		
Census Tract	Tract Income Class	Minority Tract
26139024502	LOW	NO
26139024600	UPPER	NO
26139024901	MIDDLE	NO
26139024902	MIDDLE	NO
26139025101	MODERATE	NO
26139025102	MODERATE	NO
26139025200	MIDDLE	NO
26139025500	MIDDLE	NO
26139025700	MODERATE	NO
26139025800	MIDDLE	YES
26139990000	NA	NO



Ottawa, MICHIGAN

Census Tract	Tract Income Class	Minority Tract
Summary Data: Ottawa		
Number of Census Tracts		65
Number of Minority Tracts		4
Percentage of Minority Tracts		6.15%
Number of Low Income Tracts		2
Percentage of Low Income Tracts		3.08%
Number of Moderate Income Tracts		3
Percentage of Moderate Income Tracts		4.62%
Number of Middle Income Tracts		39
Percentage of Middle Income Tracts		60.00%
Number of Upper Income Tracts		19
Percentage of Upper Income Tracts		29.23%
Number of NA Income Tracts		2
Percentage of NA Income Tracts		3.08%

Presque Isle, MICHIGAN

Census Tract	Tract Income Class	Minority Tract
26141950100	MIDDLE	NO
26141950200	MIDDLE	NO
26141950300	MIDDLE	NO
26141950400	MODERATE	NO
26141950500	MIDDLE	NO

Presque Isle, MICHIGAN

Census Tract	Tract Income Class	Minority Tract
26141950600	UPPER	NO
26141990000	NA	NO
Summary Data: Presque Isle		
Number of Census Tracts		7
Number of Minority Tracts		0
Percentage of Minority Tracts		0.00%
Number of Low Income Tracts		0
Percentage of Low Income Tracts		0.00%
Number of Moderate Income Tracts		1
Percentage of Moderate Income Tracts		14.29%
Number of Middle Income Tracts		4
Percentage of Middle Income Tracts		57.14%
Number of Upper Income Tracts		1
Percentage of Upper Income Tracts		14.29%
Number of NA Income Tracts		1
Percentage of NA Income Tracts		14.29%

Roscommon, MICHIGAN

Census Tract	Tract Income Class	Minority Tract
26143970100	MODERATE	NO
26143970200	MODERATE	NO
26143970300	MIDDLE	NO

Roscommon, MICHIGAN

Census Tract	Tract Income Class	Minority Tract
26143970401	MIDDLE	NO
26143970402	MODERATE	NO
26143970500	MIDDLE	NO
26143970600	MIDDLE	NO
26143970700	MIDDLE	NO
26143971001	MODERATE	NO
26143971002	MODERATE	NO
26143971003	MIDDLE	NO
26143971100	MODERATE	NO
26143971200	MODERATE	NO



Roscommon, MICHIGAN

Census Tract	Tract Income Class	Minority Tract
Summary Data: Roscommon		
Number of Census Tracts		13
Number of Minority Tracts		0
Percentage of Minority Tracts		0.00%
Number of Low Income Tracts		0
Percentage of Low Income Tracts		0.00%
Number of Moderate Income Tracts		7
Percentage of Moderate Income Tracts		53.85%
Number of Middle Income Tracts		6
Percentage of Middle Income Tracts		46.15%
Number of Upper Income Tracts		0
Percentage of Upper Income Tracts		0.00%
Number of NA Income Tracts		0
Percentage of NA Income Tracts		0.00%

Saginaw, MICHIGAN

Census Tract	Tract Income Class	Minority Tract
26145000100	LOW	YES
26145000200	LOW	YES
26145000400	MODERATE	YES
26145000600	MODERATE	YES
26145000700	MODERATE	YES

Saginaw, MICHIGAN

Census Tract	Tract Income Class	Minority Tract
26145000800	MODERATE	YES
26145000900	LOW	YES
26145001000	MODERATE	YES
26145001100	LOW	YES
26145001200	MODERATE	YES
26145001300	LOW	YES
26145001400	MODERATE	NO
26145001500	MODERATE	NO
26145001600	MODERATE	YES
26145001700	MODERATE	YES
26145001800	MODERATE	YES
26145001900	MODERATE	YES
26145002000	MODERATE	NO
26145002100	UPPER	NO
26145010101	UPPER	NO
26145010102	UPPER	NO
26145010200	MIDDLE	NO
26145010303	UPPER	NO
26145010304	MODERATE	NO
26145010305	UPPER	NO
26145010306	UPPER	NO
26145010401	MODERATE	NO
26145010402	MIDDLE	NO
26145010404	UPPER	NO
26145010405	UPPER	NO
26145010501	UPPER	NO
26145010502	MIDDLE	NO

Saginaw, MICHIGAN

Census Tract	Tract Income Class	Minority Tract
26145010600	MIDDLE	NO
26145010700	MODERATE	NO
26145010800	MIDDLE	NO
26145011001	MODERATE	YES
26145011002	MIDDLE	YES
26145011100	MIDDLE	NO
26145011200	UPPER	NO
26145011301	UPPER	NO
26145011302	UPPER	NO
26145011500	MODERATE	YES
26145011600	MIDDLE	YES
26145011701	UPPER	NO
26145011702	MIDDLE	NO
26145011800	MIDDLE	NO
26145011901	UPPER	NO
26145011902	UPPER	NO
26145012001	UPPER	NO
26145012002	UPPER	NO
26145012003	UPPER	NO
26145012100	UPPER	NO
26145012200	MIDDLE	NO
26145012300	MIDDLE	NO
26145012400	MIDDLE	NO
26145012500	MIDDLE	NO
26145012600	MIDDLE	NO
26145012700	MIDDLE	NO
26145012900	MIDDLE	NO



Saginaw, MICHIGAN

Census Tract	Tract Income Class	Minority Tract
26145013000	MIDDLE	NO
26145013100	UPPER	NO

Summary Data: Saginaw

Number of Census Tracts	61
Number of Minority Tracts	19
Percentage of Minority Tracts	31.15%
Number of Low Income Tracts	5
Percentage of Low Income Tracts	8.20%
Number of Moderate Income Tracts	18
Percentage of Moderate Income Tracts	29.51%
Number of Middle Income Tracts	18
Percentage of Middle Income Tracts	29.51%
Number of Upper Income Tracts	20
Percentage of Upper Income Tracts	32.79%
Number of NA Income Tracts	0
Percentage of NA Income Tracts	0.00%

Sanilac, MICHIGAN

Census Tract	Tract Income Class	Minority Tract
26151970100	MIDDLE	NO
26151970200	MIDDLE	NO
26151970300	MIDDLE	NO

Sanilac, MICHIGAN

Census Tract	Tract Income Class	Minority Tract
26151970400	MIDDLE	NO
26151970500	MIDDLE	NO
26151970600	MIDDLE	NO
26151970700	MIDDLE	NO
26151970800	MIDDLE	NO
26151970900	MIDDLE	NO
26151971000	MODERATE	NO
26151971100	MIDDLE	NO
26151971200	MIDDLE	NO
26151990000	NA	NO

Sanilac, MICHIGAN

Census Tract	Tract Income Class	Minority Tract
--------------	--------------------	----------------

Summary Data: Sanilac

Number of Census Tracts	13
Number of Minority Tracts	0
Percentage of Minority Tracts	0.00%
Number of Low Income Tracts	0
Percentage of Low Income Tracts	0.00%
Number of Moderate Income Tracts	1
Percentage of Moderate Income Tracts	7.69%
Number of Middle Income Tracts	11
Percentage of Middle Income Tracts	84.62%
Number of Upper Income Tracts	0
Percentage of Upper Income Tracts	0.00%
Number of NA Income Tracts	1
Percentage of NA Income Tracts	7.69%

Schoolcraft, MICHIGAN

Census Tract	Tract Income Class	Minority Tract
26153000100	MIDDLE	NO
26153000200	MIDDLE	NO
26153000300	MIDDLE	NO
26153990000	NA	NO



Schoolcraft, MICHIGAN

Census Tract	Tract Income Class	Minority Tract
Summary Data: Schoolcraft		
Number of Census Tracts		4
Number of Minority Tracts		0
Percentage of Minority Tracts		0.00%
Number of Low Income Tracts		0
Percentage of Low Income Tracts		0.00%
Number of Moderate Income Tracts		0
Percentage of Moderate Income Tracts		0.00%
Number of Middle Income Tracts		3
Percentage of Middle Income Tracts		75.00%
Number of Upper Income Tracts		0
Percentage of Upper Income Tracts		0.00%
Number of NA Income Tracts		1
Percentage of NA Income Tracts		25.00%

Shiawassee, MICHIGAN

Census Tract	Tract Income Class	Minority Tract
26155030600	MODERATE	NO
26155030700	MIDDLE	NO
26155030800	MODERATE	NO
26155031301	MIDDLE	NO
26155031302	MIDDLE	NO
26155031401	MIDDLE	NO
26155031402	MIDDLE	NO
26155031501	MIDDLE	NO
26155031502	MIDDLE	NO
26155031600	MODERATE	NO
26155031700	MIDDLE	NO
26155031800	MIDDLE	NO
26155031900	MIDDLE	NO

Shiawassee, MICHIGAN

Census Tract	Tract Income Class	Minority Tract
Summary Data: Shiawassee		
Number of Census Tracts		18
Number of Minority Tracts		0
Percentage of Minority Tracts		0.00%
Number of Low Income Tracts		0
Percentage of Low Income Tracts		0.00%
Number of Moderate Income Tracts		5
Percentage of Moderate Income Tracts		27.78%
Number of Middle Income Tracts		13
Percentage of Middle Income Tracts		72.22%
Number of Upper Income Tracts		0
Percentage of Upper Income Tracts		0.00%
Number of NA Income Tracts		0
Percentage of NA Income Tracts		0.00%

Shiawassee, MICHIGAN

Census Tract	Tract Income Class	Minority Tract
26155030100	MIDDLE	NO
26155030200	MIDDLE	NO
26155030300	MODERATE	NO
26155030400	MIDDLE	NO
26155030500	MODERATE	NO

St. Clair, MICHIGAN

Census Tract	Tract Income Class	Minority Tract
26147620000	MODERATE	NO
26147621000	LOW	NO
26147622000	LOW	NO
26147623000	LOW	NO
26147624000	LOW	NO



St. Clair, MICHIGAN

Census Tract	Tract Income Class	Minority Tract
26147625001	MODERATE	NO
26147626001	MODERATE	NO
26147627000	MIDDLE	NO
26147628000	MODERATE	NO
26147629000	MODERATE	NO
26147630100	MODERATE	NO
26147630400	MIDDLE	NO
26147631100	MIDDLE	NO
26147631600	MIDDLE	NO
26147632000	MODERATE	NO
26147633100	MIDDLE	NO
26147633200	MIDDLE	NO
26147634100	MODERATE	NO
26147634600	MODERATE	NO
26147635000	MIDDLE	NO
26147636000	LOW	NO
26147637100	MIDDLE	NO
26147637200	MODERATE	NO
26147637300	MODERATE	NO
26147640100	MIDDLE	NO
26147640200	MIDDLE	NO
26147640600	MIDDLE	NO
26147641000	MIDDLE	NO
26147642000	MIDDLE	NO
26147643000	MODERATE	NO
26147644000	MODERATE	NO
26147645000	MODERATE	NO

St. Clair, MICHIGAN

Census Tract	Tract Income Class	Minority Tract
26147646000	MIDDLE	NO
26147647000	MIDDLE	NO
26147648000	MIDDLE	NO
26147649000	MODERATE	NO
26147650100	MIDDLE	NO
26147650200	UPPER	NO
26147651100	MIDDLE	NO
26147651200	MODERATE	NO
26147651600	MIDDLE	NO
26147652100	MODERATE	NO
26147652600	MIDDLE	NO
26147655100	MODERATE	NO
26147655600	MIDDLE	NO
26147657100	LOW	NO
26147657200	MIDDLE	NO
26147658100	MIDDLE	NO
26147658500	MIDDLE	NO
26147989000	NA	NO
26147990000	NA	NO

St. Clair, MICHIGAN

Census Tract	Tract Income Class	Minority Tract
Summary Data: St. Clair		
Number of Census Tracts		51
Number of Minority Tracts		0
Percentage of Minority Tracts		0.00%
Number of Low Income Tracts		6
Percentage of Low Income Tracts		11.76%
Number of Moderate Income Tracts		18
Percentage of Moderate Income Tracts		35.29%
Number of Middle Income Tracts		24
Percentage of Middle Income Tracts		47.06%
Number of Upper Income Tracts		1
Percentage of Upper Income Tracts		1.96%
Number of NA Income Tracts		2
Percentage of NA Income Tracts		3.92%

St. Joseph, MICHIGAN

Census Tract	Tract Income Class	Minority Tract
26149040100	MIDDLE	NO
26149040200	MODERATE	NO
26149040300	MODERATE	NO
26149040400	MODERATE	NO
26149040500	MIDDLE	NO



St. Joseph, MICHIGAN

Census Tract	Tract Income Class	Minority Tract
26149040600	MODERATE	NO
26149040700	MODERATE	NO
26149040800	MIDDLE	NO
26149040900	MIDDLE	NO
26149041000	MIDDLE	NO
26149041101	MIDDLE	NO
26149041102	UPPER	NO
26149041200	MIDDLE	NO
26149041301	MIDDLE	NO
26149041302	MIDDLE	NO
26149041400	MIDDLE	NO
26149041500	MIDDLE	NO
26149041600	MIDDLE	NO

St. Joseph, MICHIGAN

Census Tract	Tract Income Class	Minority Tract
Summary Data: St. Joseph		
Number of Census Tracts		18
Number of Minority Tracts		0
Percentage of Minority Tracts		0.00%
Number of Low Income Tracts		0
Percentage of Low Income Tracts		0.00%
Number of Moderate Income Tracts		5
Percentage of Moderate Income Tracts		27.78%
Number of Middle Income Tracts		12
Percentage of Middle Income Tracts		66.67%
Number of Upper Income Tracts		1
Percentage of Upper Income Tracts		5.56%
Number of NA Income Tracts		0
Percentage of NA Income Tracts		0.00%

Tuscola, MICHIGAN

Census Tract	Tract Income Class	Minority Tract
26157000100	MIDDLE	NO
26157000200	MIDDLE	NO
26157000300	MIDDLE	NO
26157000400	MIDDLE	NO
26157000500	MIDDLE	NO

Tuscola, MICHIGAN

Census Tract	Tract Income Class	Minority Tract
26157000600	MIDDLE	NO
26157000700	MIDDLE	NO
26157000800	MIDDLE	NO
26157000900	MIDDLE	NO
26157001000	MODERATE	NO
26157001100	MIDDLE	NO
26157001200	MIDDLE	NO
26157001300	MIDDLE	NO
26157990000	NA	NO
Summary Data: Tuscola		
Number of Census Tracts		14
Number of Minority Tracts		0
Percentage of Minority Tracts		0.00%
Number of Low Income Tracts		0
Percentage of Low Income Tracts		0.00%
Number of Moderate Income Tracts		1
Percentage of Moderate Income Tracts		7.14%
Number of Middle Income Tracts		12
Percentage of Middle Income Tracts		85.71%
Number of Upper Income Tracts		0
Percentage of Upper Income Tracts		0.00%
Number of NA Income Tracts		1
Percentage of NA Income Tracts		7.14%



Van Buren, MICHIGAN

Census Tract	Tract Income Class	Minority Tract
26159010101	MIDDLE	NO
26159010102	MIDDLE	NO
26159010201	MIDDLE	NO
26159010202	MODERATE	NO
26159010300	UPPER	NO
26159010400	MIDDLE	NO
26159010500	MIDDLE	NO
26159010600	LOW	YES
26159010901	MIDDLE	NO
26159010902	UPPER	NO
26159011003	UPPER	NO
26159011004	MIDDLE	NO
26159011300	MIDDLE	NO
26159011400	MODERATE	NO
26159011500	MIDDLE	NO
26159011601	MIDDLE	NO
26159011602	UPPER	NO
26159011801	MIDDLE	NO
26159011802	MIDDLE	NO
26159011900	UPPER	NO
26159012001	MIDDLE	NO
26159012002	MIDDLE	NO
26159990000	NA	NO

Van Buren, MICHIGAN

Census Tract	Tract Income Class	Minority Tract
Summary Data: Van Buren		
Number of Census Tracts		23
Number of Minority Tracts		1
Percentage of Minority Tracts		4.35%
Number of Low Income Tracts		1
Percentage of Low Income Tracts		4.35%
Number of Moderate Income Tracts		2
Percentage of Moderate Income Tracts		8.70%
Number of Middle Income Tracts		14
Percentage of Middle Income Tracts		60.87%
Number of Upper Income Tracts		5
Percentage of Upper Income Tracts		21.74%
Number of NA Income Tracts		1
Percentage of NA Income Tracts		4.35%

Washtenaw, MICHIGAN

Census Tract	Tract Income Class	Minority Tract
26161400100	UPPER	NO
26161400300	NA	NO
26161400400	UPPER	NO
26161400500	NA	NO
26161400600	UPPER	NO

Washtenaw, MICHIGAN

Census Tract	Tract Income Class	Minority Tract
26161400700	UPPER	NO
26161400800	NA	NO
26161402100	MIDDLE	NO
26161402201	LOW	NO
26161402300	UPPER	NO
26161402500	UPPER	NO
26161402601	MODERATE	NO
26161402700	UPPER	NO
26161403100	UPPER	NO
26161403200	UPPER	NO
26161403300	MIDDLE	NO
26161403400	UPPER	NO
26161403500	MIDDLE	NO
26161403600	MIDDLE	YES
26161403800	MIDDLE	NO
26161404100	UPPER	NO
26161404200	LOW	NO
26161404300	UPPER	NO
26161404400	UPPER	NO
26161404500	MODERATE	NO
26161404600	MIDDLE	NO
26161405100	MODERATE	NO
26161405200	UPPER	NO
26161405300	UPPER	NO
26161405400	MIDDLE	NO
26161405500	MIDDLE	NO
26161405600	LOW	YES

Washtenaw, MICHIGAN


Census Tract	Tract Income Class	Minority Tract
26161406000	UPPER	NO
26161407000	UPPER	NO
26161407400	LOW	YES
26161407600	MIDDLE	NO
26161410100	LOW	YES
26161410200	MIDDLE	NO
26161410300	MIDDLE	NO
26161410400	MIDDLE	NO
26161410500	LOW	YES
26161410600	LOW	YES
26161410700	LOW	YES
26161410800	LOW	NO
26161410900	MIDDLE	NO
26161411000	LOW	NO
26161411200	LOW	YES
26161411700	MODERATE	NO
26161411900	MODERATE	NO
26161412000	MODERATE	NO
26161412100	MODERATE	NO
26161412300	LOW	YES
26161412600	MODERATE	NO
26161412700	MIDDLE	NO
26161413000	MODERATE	YES
26161413200	MIDDLE	NO
26161413401	MIDDLE	NO
26161413402	MIDDLE	NO
26161413403	MIDDLE	NO

Washtenaw, MICHIGAN

Census Tract	Tract Income Class	Minority Tract
26161414000	LOW	YES
26161414200	MODERATE	NO
26161414300	MIDDLE	YES
26161414500	UPPER	NO
26161414700	MIDDLE	NO
26161414900	UPPER	NO
26161415200	MODERATE	NO
26161415400	MIDDLE	NO
26161415600	UPPER	NO
26161415800	UPPER	NO
26161416000	MIDDLE	NO
26161416200	UPPER	NO
26161420000	MIDDLE	NO
26161420200	MIDDLE	NO
26161421100	MODERATE	NO
26161422201	UPPER	NO
26161422202	MIDDLE	NO
26161423400	MIDDLE	NO
26161423600	MIDDLE	NO
26161425000	UPPER	NO
26161426001	MIDDLE	NO
26161426002	MIDDLE	NO
26161431000	MIDDLE	NO
26161432000	MIDDLE	NO
26161444000	UPPER	NO
26161445000	MIDDLE	NO
26161446200	MIDDLE	NO

Washtenaw, MICHIGAN

Census Tract	Tract Income Class	Minority Tract
26161446400	UPPER	NO
26161447000	MIDDLE	NO
26161448000	MIDDLE	NO
26161453000	UPPER	NO
26161454001	UPPER	NO
26161454002	MIDDLE	NO
26161455000	MIDDLE	NO
26161456000	UPPER	NO
26161461000	UPPER	NO
26161464000	MIDDLE	NO
26161465001	MODERATE	NO
26161465002	MIDDLE	NO
26161466000	MIDDLE	NO
26161980101	NA	NO
26161980102	NA	NO
26161980200	NA	NO
26161980300	NA	NO
26161980400	NA	NO
26161980500	NA	NO
26161980600	NA	YES
26161984000	NA	YES



Washtenaw, MICHIGAN

Census Tract	Tract Income Class	Minority Tract
Summary Data: Washtenaw		
Number of Census Tracts		107
Number of Minority Tracts		14
Percentage of Minority Tracts		13.08%
Number of Low Income Tracts		13
Percentage of Low Income Tracts		12.15%
Number of Moderate Income Tracts		13
Percentage of Moderate Income Tracts		12.15%
Number of Middle Income Tracts		40
Percentage of Middle Income Tracts		37.38%
Number of Upper Income Tracts		30
Percentage of Upper Income Tracts		28.04%
Number of NA Income Tracts		11
Percentage of NA Income Tracts		10.28%

Wayne, MICHIGAN

Census Tract	Tract Income Class	Minority Tract
26163500100	MODERATE	YES
26163500200	MODERATE	YES
26163500300	MODERATE	YES
26163500400	LOW	YES
26163500500	MODERATE	YES

Wayne, MICHIGAN

Census Tract	Tract Income Class	Minority Tract
26163500600	MODERATE	YES
26163500700	MODERATE	YES
26163500800	LOW	YES
26163500900	LOW	YES
26163501000	MODERATE	YES
26163501100	MODERATE	YES
26163501200	LOW	YES
26163501300	MODERATE	YES
26163501400	MIDDLE	YES
26163501500	MODERATE	YES
26163501600	MODERATE	YES
26163501700	MODERATE	YES
26163501800	MIDDLE	YES
26163501900	LOW	YES
26163502000	MODERATE	YES
26163502600	LOW	YES
26163502700	LOW	YES
26163503100	MODERATE	YES
26163503200	LOW	YES
26163503300	LOW	YES
26163503400	MODERATE	YES
26163503500	LOW	YES
26163503600	LOW	YES
26163503900	MODERATE	YES
26163504000	MODERATE	YES
26163504100	LOW	YES
26163504200	MODERATE	YES

Wayne, MICHIGAN

Census Tract	Tract Income Class	Minority Tract
26163504300	MODERATE	YES
26163504400	LOW	YES
26163505100	MODERATE	YES
26163505200	LOW	YES
26163505400	MODERATE	YES
26163505600	LOW	YES
26163505700	MODERATE	YES
26163505800	LOW	YES
26163506100	MODERATE	YES
26163506200	LOW	YES
26163506300	MODERATE	YES
26163506400	NA	YES
26163506500	MODERATE	YES
26163506600	MODERATE	YES
26163506700	MIDDLE	YES
26163506800	MODERATE	YES
26163506900	MODERATE	YES
26163507000	LOW	YES
26163507100	MODERATE	YES
26163507200	MODERATE	YES
26163507300	MODERATE	YES
26163507400	MODERATE	YES
26163507500	LOW	YES
26163508000	LOW	YES
26163508100	MODERATE	YES
26163509000	NA	YES
26163509100	MODERATE	YES



Wayne, MICHIGAN

Census Tract	Tract Income Class	Minority Tract
26163510600	LOW	YES
26163511200	LOW	YES
26163511300	MODERATE	YES
26163511400	MODERATE	YES
26163511900	NA	YES
26163512800	LOW	YES
26163513200	MIDDLE	YES
26163513300	UPPER	YES
26163513700	UPPER	YES
26163513800	LOW	YES
26163513900	MODERATE	YES
26163514100	LOW	YES
26163514200	MODERATE	YES
26163514300	LOW	YES
26163514500	MODERATE	YES
26163515200	LOW	YES
26163515300	MODERATE	YES
26163515400	UPPER	NO
26163515700	MIDDLE	YES
26163516000	MODERATE	YES
26163516400	MIDDLE	YES
26163516500	UPPER	YES
26163516600	LOW	YES
26163516700	LOW	YES
26163516800	MODERATE	YES
26163516900	UPPER	YES
26163517000	UPPER	YES

Wayne, MICHIGAN

Census Tract	Tract Income Class	Minority Tract
26163517100	UPPER	YES
26163517200	UPPER	NO
26163517300	LOW	YES
26163517500	LOW	YES
26163518000	UPPER	YES
26163518900	LOW	YES
26163519000	MODERATE	YES
26163519100	MODERATE	YES
26163519200	LOW	YES
26163519300	MODERATE	YES
26163520200	LOW	NO
26163520300	MIDDLE	YES
26163520400	NA	YES
26163520700	UPPER	NO
26163520800	UPPER	YES
26163521100	MIDDLE	YES
26163521400	NA	NO
26163521500	MODERATE	YES
26163521800	LOW	YES
26163521900	LOW	YES
26163522000	LOW	YES
26163522300	LOW	YES
26163522400	NA	YES
26163522500	LOW	YES
26163522800	MODERATE	YES
26163523100	MODERATE	YES
26163523200	MODERATE	YES

Wayne, MICHIGAN

Census Tract	Tract Income Class	Minority Tract
26163523300	MODERATE	YES
26163523400	MODERATE	YES
26163523800	MODERATE	YES
26163524001	MODERATE	YES
26163524101	MODERATE	YES
26163524200	MODERATE	YES
26163524300	MODERATE	YES
26163524500	MIDDLE	NO
26163524600	LOW	YES
26163524700	MODERATE	YES
26163524800	MODERATE	YES
26163525400	MODERATE	YES
26163525700	MODERATE	YES
26163525800	MODERATE	YES
26163525900	MODERATE	YES
26163526000	LOW	NO
26163526100	LOW	NO
26163526200	MODERATE	YES
26163526300	LOW	YES
26163526400	MIDDLE	YES
26163526500	MODERATE	YES
26163527900	LOW	YES
26163530100	MODERATE	YES
26163530200	MODERATE	YES
26163530300	LOW	YES
26163530400	NA	YES
26163530500	MODERATE	YES



Wayne, MICHIGAN		
Census Tract	Tract Income Class	Minority Tract
26163530800	LOW	YES
26163530900	MODERATE	YES
26163531100	LOW	YES
26163531200	UPPER	YES
26163531300	LOW	YES
26163531400	MODERATE	YES
26163531501	LOW	YES
26163531502	MIDDLE	YES
26163531600	MODERATE	YES
26163531700	MODERATE	YES
26163531800	NA	YES
26163531900	MODERATE	YES
26163532100	MIDDLE	YES
26163532400	LOW	YES
26163532600	MODERATE	YES
26163532700	MODERATE	YES
26163533000	LOW	YES
26163533100	LOW	YES
26163533200	NA	YES
26163533300	MIDDLE	YES
26163533400	LOW	YES
26163533600	MODERATE	YES
26163533800	MODERATE	YES
26163533900	NA	YES
26163534100	MODERATE	YES
26163534200	LOW	YES
26163534300	MODERATE	YES

Wayne, MICHIGAN		
Census Tract	Tract Income Class	Minority Tract
26163534400	LOW	YES
26163534700	MODERATE	YES
26163534800	LOW	YES
26163535000	MODERATE	YES
26163535100	LOW	YES
26163535200	MODERATE	YES
26163535300	MODERATE	YES
26163535600	MIDDLE	YES
26163535700	LOW	YES
26163535800	LOW	YES
26163536100	LOW	YES
26163536200	MODERATE	YES
26163536300	MODERATE	YES
26163536400	MODERATE	YES
26163536500	MIDDLE	YES
26163536600	MODERATE	YES
26163536700	NA	YES
26163536800	NA	YES
26163536900	MODERATE	YES
26163537000	MODERATE	YES
26163537100	MODERATE	YES
26163537200	LOW	YES
26163537300	MODERATE	YES
26163537500	LOW	YES
26163537600	LOW	YES
26163537700	MODERATE	YES
26163537800	MODERATE	YES

Wayne, MICHIGAN		
Census Tract	Tract Income Class	Minority Tract
26163538100	UPPER	YES
26163538200	UPPER	YES
26163538300	MODERATE	YES
26163538400	UPPER	YES
26163538500	MIDDLE	YES
26163538600	MIDDLE	YES
26163538700	MODERATE	YES
26163538800	MODERATE	YES
26163538900	MODERATE	YES
26163539000	MODERATE	YES
26163539100	MODERATE	YES
26163539200	MODERATE	YES
26163539300	UPPER	YES
26163539400	MIDDLE	YES
26163539500	MIDDLE	YES
26163539600	MODERATE	YES
26163539700	MIDDLE	YES
26163540100	MODERATE	YES
26163540200	LOW	YES
26163540300	LOW	YES
26163540400	NA	YES
26163540500	MODERATE	YES
26163540600	MIDDLE	YES
26163540700	MODERATE	YES
26163540800	MODERATE	YES
26163540900	MIDDLE	YES
26163541000	MIDDLE	YES



Wayne, MICHIGAN		
Census Tract	Tract Income Class	Minority Tract
26163541100	MODERATE	YES
26163541200	MODERATE	YES
26163541300	MODERATE	YES
26163541400	MIDDLE	YES
26163541500	MODERATE	YES
26163541700	LOW	YES
26163541800	LOW	YES
26163542100	MODERATE	YES
26163542200	MODERATE	YES
26163542300	NA	YES
26163542400	MODERATE	YES
26163542500	MIDDLE	YES
26163542600	MODERATE	YES
26163542900	UPPER	YES
26163543000	UPPER	YES
26163543100	UPPER	YES
26163543200	MIDDLE	YES
26163543300	MIDDLE	YES
26163543400	MIDDLE	YES
26163543500	LOW	YES
26163543700	LOW	YES
26163543900	LOW	YES
26163544000	MODERATE	YES
26163544100	LOW	YES
26163544200	LOW	YES
26163544300	LOW	YES
26163544800	MODERATE	YES

Wayne, MICHIGAN		
Census Tract	Tract Income Class	Minority Tract
26163545100	MODERATE	YES
26163545200	MODERATE	YES
26163545500	LOW	YES
26163545600	MODERATE	NO
26163545700	LOW	YES
26163545800	LOW	YES
26163545900	MODERATE	YES
26163546000	LOW	YES
26163546100	MODERATE	YES
26163546201	MODERATE	YES
26163546301	MIDDLE	YES
26163546600	NA	YES
26163546700	MODERATE	YES
26163547000	MODERATE	YES
26163547100	MODERATE	YES
26163547200	LOW	YES
26163550100	UPPER	NO
26163550200	UPPER	NO
26163550300	UPPER	NO
26163550400	UPPER	NO
26163550500	UPPER	NO
26163550600	UPPER	NO
26163550700	UPPER	NO
26163550800	UPPER	NO
26163550900	UPPER	NO
26163551100	UPPER	NO
26163551200	UPPER	NO

Wayne, MICHIGAN		
Census Tract	Tract Income Class	Minority Tract
26163551300	MIDDLE	YES
26163551400	MIDDLE	YES
26163551500	MIDDLE	YES
26163551600	MODERATE	YES
26163551700	UPPER	NO
26163551800	UPPER	NO
26163552000	MODERATE	YES
26163552100	LOW	YES
26163552200	MODERATE	NO
26163552300	LOW	NO
26163552400	LOW	NO
26163552801	LOW	NO
26163553000	NA	YES
26163553100	MODERATE	YES
26163553200	LOW	YES
26163553601	MIDDLE	YES
26163553800	MODERATE	YES
26163554100	MIDDLE	YES
26163554200	MODERATE	NO
26163554300	UPPER	NO
26163554400	UPPER	YES
26163554500	MODERATE	YES
26163554600	UPPER	NO
26163554700	UPPER	YES
26163554800	MIDDLE	YES
26163554900	MIDDLE	YES
26163555100	MIDDLE	NO



Wayne, MICHIGAN		
Census Tract	Tract Income Class	Minority Tract
26163555300	MIDDLE	YES
26163555401	MIDDLE	YES
26163555500	MIDDLE	YES
26163555600	MIDDLE	YES
26163556100	MIDDLE	NO
26163556200	UPPER	NO
26163556300	UPPER	NO
26163556400	UPPER	NO
26163556500	UPPER	NO
26163556600	UPPER	NO
26163556700	UPPER	NO
26163556800	UPPER	NO
26163556900	UPPER	NO
26163557000	UPPER	NO
26163557100	UPPER	NO
26163557200	UPPER	NO
26163557300	UPPER	NO
26163557400	UPPER	NO
26163557500	UPPER	NO
26163557600	UPPER	NO
26163557700	UPPER	NO
26163557901	UPPER	NO
26163558000	UPPER	NO
26163558100	UPPER	NO
26163558200	UPPER	NO
26163558301	UPPER	NO
26163558400	UPPER	NO

Wayne, MICHIGAN		
Census Tract	Tract Income Class	Minority Tract
26163558500	UPPER	NO
26163558600	UPPER	NO
26163558700	UPPER	NO
26163558800	UPPER	NO
26163558900	UPPER	NO
26163559000	UPPER	NO
26163559100	UPPER	NO
26163559200	UPPER	NO
26163559800	LOW	YES
26163560100	UPPER	NO
26163560201	UPPER	NO
26163560202	UPPER	NO
26163560300	UPPER	NO
26163560400	UPPER	NO
26163561200	UPPER	NO
26163561301	UPPER	NO
26163561302	UPPER	NO
26163561600	UPPER	NO
26163561700	UPPER	NO
26163561900	UPPER	NO
26163562300	UPPER	NO
26163562400	UPPER	NO
26163562500	UPPER	NO
26163562600	UPPER	NO
26163562700	UPPER	NO
26163562800	UPPER	NO
26163562900	UPPER	NO

Wayne, MICHIGAN		
Census Tract	Tract Income Class	Minority Tract
26163563200	MIDDLE	NO
26163563300	UPPER	NO
26163563400	UPPER	NO
26163563500	UPPER	NO
26163563600	UPPER	NO
26163563700	UPPER	NO
26163563800	UPPER	NO
26163563900	UPPER	NO
26163564000	NA	NO
26163564100	MIDDLE	NO
26163564200	UPPER	NO
26163564300	UPPER	NO
26163564401	UPPER	NO
26163564402	UPPER	YES
26163564501	UPPER	NO
26163564502	UPPER	NO
26163564503	UPPER	YES
26163564504	UPPER	YES
26163564600	UPPER	NO
26163564700	UPPER	YES
26163564800	UPPER	NO
26163564900	MODERATE	NO
26163565001	UPPER	NO
26163565100	MIDDLE	NO
26163565200	UPPER	NO
26163565301	LOW	YES
26163565302	MIDDLE	YES



Wayne, MICHIGAN		
Census Tract	Tract Income Class	Minority Tract
26163565600	UPPER	NO
26163565700	UPPER	NO
26163565800	UPPER	NO
26163565900	UPPER	NO
26163566400	MIDDLE	YES
26163566500	MIDDLE	NO
26163566600	UPPER	NO
26163566700	MODERATE	NO
26163566800	MIDDLE	NO
26163566900	MODERATE	NO
26163567000	MIDDLE	YES
26163567100	MIDDLE	NO
26163567201	UPPER	NO
26163567202	UPPER	NO
26163567300	UPPER	NO
26163567400	UPPER	NO
26163567800	MIDDLE	NO
26163567900	UPPER	NO
26163568000	UPPER	NO
26163568200	MIDDLE	NO
26163568300	MIDDLE	NO
26163568400	MIDDLE	NO
26163568500	MODERATE	NO
26163568700	MIDDLE	NO
26163568800	MIDDLE	YES
26163568900	MIDDLE	NO
26163569100	MIDDLE	NO

Wayne, MICHIGAN		
Census Tract	Tract Income Class	Minority Tract
26163569200	MIDDLE	NO
26163569300	MIDDLE	NO
26163569400	MIDDLE	NO
26163569500	MIDDLE	NO
26163569600	UPPER	NO
26163569700	UPPER	NO
26163569800	MODERATE	NO
26163569900	MIDDLE	NO
26163570100	MIDDLE	YES
26163570200	LOW	YES
26163570400	MODERATE	YES
26163570500	MODERATE	YES
26163570600	NA	YES
26163570800	MODERATE	YES
26163570900	MODERATE	YES
26163571000	MODERATE	YES
26163571500	MIDDLE	NO
26163571600	UPPER	NO
26163571700	MIDDLE	NO
26163571800	MODERATE	NO
26163571900	MIDDLE	NO
26163572000	MIDDLE	NO
26163572100	MODERATE	NO
26163572200	UPPER	NO
26163572400	MIDDLE	NO
26163572500	MIDDLE	NO
26163572600	MIDDLE	NO

Wayne, MICHIGAN		
Census Tract	Tract Income Class	Minority Tract
26163572700	MIDDLE	NO
26163572800	MODERATE	NO
26163572900	MODERATE	NO
26163573000	UPPER	NO
26163573100	MIDDLE	NO
26163573300	MODERATE	NO
26163573400	MODERATE	NO
26163573501	MODERATE	NO
26163573600	LOW	NO
26163573701	MIDDLE	NO
26163573702	MODERATE	NO
26163573800	MODERATE	NO
26163573900	MODERATE	NO
26163574000	MODERATE	NO
26163574100	MODERATE	NO
26163574203	UPPER	NO
26163574301	UPPER	NO
26163574600	UPPER	NO
26163574700	UPPER	NO
26163574800	UPPER	NO
26163574900	UPPER	NO
26163575000	UPPER	NO
26163575100	MIDDLE	NO
26163575200	MIDDLE	NO
26163575300	UPPER	NO
26163575401	UPPER	NO
26163575500	MIDDLE	NO



Wayne, MICHIGAN		
Census Tract	Tract Income Class	Minority Tract
26163575600	MIDDLE	NO
26163576001	MIDDLE	NO
26163576100	MIDDLE	NO
26163576200	UPPER	NO
26163576300	UPPER	NO
26163576400	UPPER	NO
26163576500	UPPER	NO
26163576600	UPPER	NO
26163576700	UPPER	NO
26163577000	MODERATE	YES
26163577100	MODERATE	YES
26163577200	MIDDLE	NO
26163577300	MIDDLE	NO
26163577400	MIDDLE	NO
26163577500	MIDDLE	NO
26163577600	MODERATE	NO
26163577700	UPPER	NO
26163577800	MIDDLE	NO
26163577900	MODERATE	NO
26163578000	MIDDLE	NO
26163578500	MIDDLE	NO
26163578600	MODERATE	NO
26163579100	MODERATE	YES
26163579200	MODERATE	YES
26163579300	LOW	YES
26163579501	MODERATE	YES
26163579600	MIDDLE	YES

Wayne, MICHIGAN		
Census Tract	Tract Income Class	Minority Tract
26163579700	MODERATE	YES
26163579800	MODERATE	YES
26163579900	UPPER	NO
26163580100	MIDDLE	NO
26163580200	MIDDLE	NO
26163580300	MIDDLE	NO
26163580400	UPPER	NO
26163580500	UPPER	NO
26163580600	MIDDLE	NO
26163580700	UPPER	NO
26163580800	MIDDLE	NO
26163580900	MIDDLE	NO
26163581101	MIDDLE	NO
26163581200	UPPER	NO
26163581500	UPPER	NO
26163581600	UPPER	NO
26163581800	MODERATE	NO
26163581900	UPPER	NO
26163582000	MIDDLE	NO
26163582100	UPPER	NO
26163583001	MIDDLE	NO
26163583101	MODERATE	NO
26163583200	MIDDLE	NO
26163583300	MIDDLE	NO
26163583400	UPPER	NO
26163583500	MIDDLE	NO
26163583600	UPPER	NO

Wayne, MICHIGAN		
Census Tract	Tract Income Class	Minority Tract
26163583700	UPPER	NO
26163583800	UPPER	NO
26163583900	MIDDLE	NO
26163584000	MIDDLE	NO
26163584100	MIDDLE	NO
26163584200	MIDDLE	NO
26163584300	MODERATE	NO
26163584400	MIDDLE	NO
26163584501	UPPER	NO
26163584600	MODERATE	YES
26163584700	MIDDLE	NO
26163584801	LOW	YES
26163584802	MODERATE	YES
26163585500	MODERATE	NO
26163585600	MIDDLE	YES
26163585700	MIDDLE	YES
26163585800	MIDDLE	YES
26163585900	MIDDLE	NO
26163586201	MIDDLE	YES
26163586300	UPPER	NO
26163587000	MIDDLE	NO
26163587900	UPPER	YES
26163588001	UPPER	YES
26163588002	MIDDLE	NO
26163588101	MODERATE	NO
26163588102	MIDDLE	NO
26163588200	MODERATE	YES



Wayne, MICHIGAN		
Census Tract	Tract Income Class	Minority Tract
26163588300	UPPER	NO
26163588400	UPPER	NO
26163589300	UPPER	NO
26163589401	MIDDLE	NO
26163589402	UPPER	NO
26163590401	UPPER	NO
26163590500	MIDDLE	NO
26163590600	UPPER	NO
26163591501	MIDDLE	NO
26163591502	UPPER	NO
26163591600	UPPER	NO
26163591700	UPPER	NO
26163591800	UPPER	NO
26163591900	MIDDLE	NO
26163592000	UPPER	NO
26163593001	UPPER	NO
26163593200	UPPER	NO
26163593301	MIDDLE	NO
26163594000	UPPER	NO
26163594100	UPPER	NO
26163594200	UPPER	NO
26163594300	UPPER	NO
26163594401	MIDDLE	NO
26163594500	UPPER	NO
26163595000	MIDDLE	NO
26163595100	MIDDLE	NO
26163595201	UPPER	NO

Wayne, MICHIGAN		
Census Tract	Tract Income Class	Minority Tract
26163596100	UPPER	NO
26163596200	UPPER	NO
26163596300	UPPER	NO
26163597000	UPPER	NO
26163598000	UPPER	NO
26163599001	MIDDLE	NO
26163599100	MIDDLE	NO
26163981700	NA	NO
26163981800	NA	NO
26163981901	NA	NO
26163981902	NA	NO
26163982000	NA	NO
26163982101	NA	YES
26163982102	NA	NO
26163982200	NA	NO
26163982301	NA	YES
26163982302	NA	NO
26163982400	NA	NO
26163982500	NA	NO
26163982600	NA	NO
26163982700	NA	NO
26163982900	NA	NO
26163983100	NA	NO
26163983200	NA	NO
26163983301	NA	NO
26163983302	NA	NO
26163983400	NA	NO

Wayne, MICHIGAN		
Census Tract	Tract Income Class	Minority Tract
26163983600	NA	NO
26163983700	NA	NO
26163983800	NA	NO
26163983901	NA	YES
26163983902	NA	NO
26163983903	NA	NO
26163984100	NA	YES
26163984200	NA	NO
26163985000	NA	YES
26163985100	NA	YES
26163985200	NA	YES
26163985300	NA	YES
26163985400	NA	NO
26163985500	NA	NO
26163985600	NA	NO
26163985700	NA	NO
26163985800	NA	NO
26163985900	NA	NO
26163986100	NA	YES
26163986200	NA	NO
26163986300	NA	YES
26163986400	NA	NO
26163986501	NA	NO
26163986502	NA	NO
26163986600	NA	NO
26163987000	NA	YES
26163990100	NA	NO



Wayne, MICHIGAN

Census Tract	Tract Income Class	Minority Tract
26163990200	NA	NO

Summary Data: Wayne

Number of Census Tracts	627
Number of Minority Tracts	324
Percentage of Minority Tracts	51.67%
Number of Low Income Tracts	89
Percentage of Low Income Tracts	14.19%
Number of Moderate Income Tracts	170
Percentage of Moderate Income Tracts	27.11%
Number of Middle Income Tracts	125
Percentage of Middle Income Tracts	19.94%
Number of Upper Income Tracts	177
Percentage of Upper Income Tracts	28.23%
Number of NA Income Tracts	66
Percentage of NA Income Tracts	10.53%

Wexford, MICHIGAN

Census Tract	Tract Income Class	Minority Tract
26165380100	MODERATE	NO
26165380200	MIDDLE	NO
26165380300	MODERATE	NO
26165380400	MIDDLE	NO

Wexford, MICHIGAN

Census Tract	Tract Income Class	Minority Tract
26165380500	MIDDLE	NO
26165380600	MIDDLE	NO
26165380700	MODERATE	NO
26165380800	MIDDLE	NO

Summary Data: Wexford

Number of Census Tracts	8
Number of Minority Tracts	0
Percentage of Minority Tracts	0.00%
Number of Low Income Tracts	0
Percentage of Low Income Tracts	0.00%
Number of Moderate Income Tracts	3
Percentage of Moderate Income Tracts	37.50%
Number of Middle Income Tracts	5
Percentage of Middle Income Tracts	62.50%
Number of Upper Income Tracts	0
Percentage of Upper Income Tracts	0.00%
Number of NA Income Tracts	0
Percentage of NA Income Tracts	0.00%



Assessment Area Summary Data:	Number of Census Tracts:	3,017
--------------------------------------	---------------------------------	-------

Number of Minority Tracts	Number of Low Income Tracts	Number of Moderate Income Tracts	Number of Middle Income Tracts	Number of Upper Income Tracts	Number of NA Income Tracts
572	208	681	1,217	736	175

Percentage of Minority Tracts	Percentage of Low Income Tracts	Percentage of Moderate Income Tracts	Percentage of Middle Income Tracts	Percentage of Upper Income Tracts	Percentage of NA Income Tracts
18.96%	6.89%	22.57%	40.34%	24.40%	5.80%

