

# GeoDataVision Report D-1 Census Tract Reference Book 2022

Tract Income Classification and Minority Status—Based on Census data released by the FFIEC April 2022

## Allegany, MARYLAND

Census Tract	Tract Income Class	Minority Tract
24001000100	MIDDLE	NO
24001000200	MIDDLE	NO
24001000500	MODERATE	NO
24001000600	MIDDLE	NO
24001000700	MODERATE	NO
24001000800	MODERATE	NO
24001001000	MODERATE	NO
24001001100	UPPER	NO
24001001200	UPPER	NO
24001001300	MIDDLE	YES
24001001401	UPPER	NO
24001001402	MIDDLE	NO
24001001502	MIDDLE	NO
24001001503	MIDDLE	NO
24001001600	MIDDLE	NO
24001001700	MIDDLE	NO
24001001800	MIDDLE	NO
24001001900	MIDDLE	NO
24001002000	MIDDLE	NO
24001002100	MIDDLE	NO
24001002200	MIDDLE	NO
24001002300	MIDDLE	NO

## Allegany, MARYLAND

Census Tract	Tract Income Class	Minority Tract
<b>Summary Data: Allegany</b>		
<b>Number of Census Tracts</b>		22
<b>Number of Minority Tracts</b>		1
<b>Percentage of Minority Tracts</b>		4.55%
<b>Number of Low Income Tracts</b>		0
<b>Percentage of Low Income Tracts</b>		0.00%
<b>Number of Moderate Income Tracts</b>		4
<b>Percentage of Moderate Income Tracts</b>		18.18%
<b>Number of Middle Income Tracts</b>		15
<b>Percentage of Middle Income Tracts</b>		68.18%
<b>Number of Upper Income Tracts</b>		3
<b>Percentage of Upper Income Tracts</b>		13.64%
<b>Number of NA Income Tracts</b>		0
<b>Percentage of NA Income Tracts</b>		0.00%

## Anne Arundel, MARYLAND

Census Tract	Tract Income Class	Minority Tract
24003701101	UPPER	NO
24003701103	MIDDLE	NO
24003701104	MIDDLE	NO
24003701201	UPPER	NO

## Anne Arundel, MARYLAND

Census Tract	Tract Income Class	Minority Tract
24003701202	UPPER	NO
24003701301	UPPER	NO
24003701302	UPPER	NO
24003701400	UPPER	NO
24003702100	UPPER	NO
24003702204	UPPER	NO
24003702205	MIDDLE	NO
24003702206	UPPER	NO
24003702208	UPPER	NO
24003702209	UPPER	NO
24003702300	UPPER	NO
24003702402	UPPER	NO
24003702500	MIDDLE	YES
24003702601	UPPER	NO
24003702602	UPPER	NO
24003702702	UPPER	NO
24003702703	UPPER	NO
24003702704	MIDDLE	NO
24003706102	UPPER	NO
24003706103	MIDDLE	NO
24003706302	UPPER	NO
24003706303	MIDDLE	YES
24003706304	MIDDLE	NO
24003706402	MIDDLE	YES
24003706403	MIDDLE	YES
24003706404	NA	YES



Anne Arundel, MARYLAND		
Census Tract	Tract Income Class	Minority Tract
24003706500	MIDDLE	NO
24003706600	UPPER	NO
24003706700	MIDDLE	NO
24003707001	MIDDLE	NO
24003707002	MIDDLE	NO
24003708001	MIDDLE	NO
24003708004	MODERATE	NO
24003730101	MODERATE	NO
24003730102	MIDDLE	NO
24003730204	MIDDLE	YES
24003730205	MODERATE	YES
24003730206	MODERATE	YES
24003730300	MIDDLE	NO
24003730401	MIDDLE	NO
24003730403	MODERATE	YES
24003730404	MODERATE	NO
24003730507	UPPER	NO
24003730508	MODERATE	YES
24003730509	MIDDLE	NO
24003730510	MIDDLE	YES
24003730511	LOW	YES
24003730512	MODERATE	YES
24003730513	MODERATE	YES
24003730514	LOW	YES
24003730601	UPPER	NO
24003730603	UPPER	NO
24003730605	UPPER	NO

Anne Arundel, MARYLAND		
Census Tract	Tract Income Class	Minority Tract
24003730606	UPPER	NO
24003730701	UPPER	NO
24003730702	UPPER	NO
24003730800	UPPER	NO
24003730901	UPPER	NO
24003730902	UPPER	NO
24003731002	UPPER	NO
24003731003	MIDDLE	NO
24003731004	UPPER	NO
24003731103	UPPER	NO
24003731104	MIDDLE	NO
24003731105	UPPER	NO
24003731106	UPPER	NO
24003731107	UPPER	NO
24003731201	UPPER	NO
24003731205	UPPER	NO
24003731206	UPPER	NO
24003731207	UPPER	NO
24003731208	UPPER	NO
24003731209	UPPER	NO
24003731210	MIDDLE	NO
24003731303	UPPER	NO
24003731306	UPPER	NO
24003731307	MIDDLE	NO
24003731308	MIDDLE	NO
24003731309	MIDDLE	NO
24003731310	MIDDLE	NO

Anne Arundel, MARYLAND		
Census Tract	Tract Income Class	Minority Tract
24003731312	MIDDLE	NO
24003731313	MIDDLE	NO
24003740103	UPPER	YES
24003740104	MIDDLE	YES
24003740105	MIDDLE	YES
24003740106	MIDDLE	YES
24003740107	UPPER	YES
24003740108	MIDDLE	YES
24003740203	UPPER	NO
24003740204	MIDDLE	YES
24003740205	MIDDLE	NO
24003740303	UPPER	NO
24003740304	MIDDLE	NO
24003740305	MIDDLE	YES
24003740400	NA	YES
24003740501	MIDDLE	YES
24003740502	UPPER	YES
24003740601	MODERATE	YES
24003740602	MODERATE	YES
24003740603	MODERATE	NO
24003740701	MIDDLE	NO
24003740703	UPPER	NO
24003740704	UPPER	NO
24003740800	UPPER	NO
24003740900	MIDDLE	NO
24003741000	UPPER	NO
24003750101	MODERATE	NO



**Anne Arundel, MARYLAND**

Census Tract	Tract Income Class	Minority Tract
24003750102	MODERATE	NO
24003750201	MODERATE	YES
24003750204	MIDDLE	NO
24003750300	MIDDLE	NO
24003750400	MIDDLE	NO
24003750801	MIDDLE	NO
24003750803	MODERATE	YES
24003750804	MIDDLE	NO
24003750900	MIDDLE	NO
24003751000	MIDDLE	NO
24003751102	MIDDLE	YES
24003751103	MODERATE	NO
24003751200	MIDDLE	NO
24003751400	UPPER	NO
24003751500	MODERATE	YES
24003751600	UPPER	NO
24003751700	UPPER	NO
24003980000	NA	NO
24003990000	NA	NO

**Anne Arundel, MARYLAND**

Census Tract	Tract Income Class	Minority Tract
<b>Summary Data: Anne Arundel</b>		
<b>Number of Census Tracts</b>		130
<b>Number of Minority Tracts</b>		32
<b>Percentage of Minority Tracts</b>		24.62%
<b>Number of Low Income Tracts</b>		2
<b>Percentage of Low Income Tracts</b>		1.54%
<b>Number of Moderate Income Tracts</b>		18
<b>Percentage of Moderate Income Tracts</b>		13.85%
<b>Number of Middle Income Tracts</b>		50
<b>Percentage of Middle Income Tracts</b>		38.46%
<b>Number of Upper Income Tracts</b>		56
<b>Percentage of Upper Income Tracts</b>		43.08%
<b>Number of NA Income Tracts</b>		4
<b>Percentage of NA Income Tracts</b>		3.08%

**Baltimore, MARYLAND**

Census Tract	Tract Income Class	Minority Tract
24005400100	MIDDLE	NO
24005400200	MIDDLE	NO
24005400400	UPPER	NO
24005400500	UPPER	NO
24005400600	MIDDLE	NO

**Baltimore, MARYLAND**

Census Tract	Tract Income Class	Minority Tract
24005400701	MIDDLE	YES
24005400702	MIDDLE	YES
24005400800	MIDDLE	YES
24005400900	MODERATE	YES
24005401000	MIDDLE	NO
24005401101	MODERATE	YES
24005401102	MODERATE	YES
24005401200	MODERATE	YES
24005401301	MODERATE	YES
24005401302	MODERATE	YES
24005401400	UPPER	NO
24005401503	UPPER	NO
24005401504	MIDDLE	YES
24005401505	MIDDLE	YES
24005401506	MIDDLE	YES
24005401507	MODERATE	YES
24005402201	MIDDLE	YES
24005402202	UPPER	NO
24005402302	MIDDLE	YES
24005402303	MODERATE	YES
24005402304	MODERATE	YES
24005402305	LOW	YES
24005402306	MODERATE	YES
24005402307	MODERATE	YES
24005402403	MIDDLE	YES
24005402404	MODERATE	YES
24005402405	MODERATE	YES



**Baltimore, MARYLAND**

Census Tract	Tract Income Class	Minority Tract
24005402407	MIDDLE	YES
24005402408	MODERATE	YES
24005402409	MODERATE	YES
24005402503	MODERATE	YES
24005402504	MIDDLE	YES
24005402505	MIDDLE	YES
24005402506	MIDDLE	YES
24005402510	MIDDLE	YES
24005402511	MIDDLE	YES
24005402602	MIDDLE	YES
24005402603	MIDDLE	YES
24005402604	MIDDLE	YES
24005403100	MODERATE	YES
24005403201	MODERATE	YES
24005403202	MIDDLE	YES
24005403300	MIDDLE	YES
24005403401	MIDDLE	YES
24005403402	MODERATE	YES
24005403500	MIDDLE	NO
24005403601	MIDDLE	NO
24005403602	MIDDLE	NO
24005403702	MIDDLE	YES
24005403703	MIDDLE	NO
24005403704	UPPER	YES
24005403801	UPPER	NO
24005403802	UPPER	NO
24005403803	UPPER	NO

**Baltimore, MARYLAND**

Census Tract	Tract Income Class	Minority Tract
24005404101	MIDDLE	YES
24005404102	MIDDLE	YES
24005404201	MIDDLE	YES
24005404202	MODERATE	YES
24005404402	MIDDLE	NO
24005404403	MODERATE	YES
24005404404	UPPER	NO
24005404501	MIDDLE	YES
24005404502	MODERATE	YES
24005404600	UPPER	NO
24005404800	UPPER	NO
24005404900	UPPER	NO
24005405000	MIDDLE	NO
24005406000	UPPER	NO
24005407001	UPPER	NO
24005407002	MIDDLE	NO
24005408100	UPPER	NO
24005408200	UPPER	NO
24005408302	UPPER	NO
24005408303	UPPER	NO
24005408304	UPPER	NO
24005408400	MIDDLE	NO
24005408502	UPPER	NO
24005408503	MIDDLE	YES
24005408505	MIDDLE	NO
24005408506	MODERATE	YES
24005408507	MIDDLE	YES

**Baltimore, MARYLAND**

Census Tract	Tract Income Class	Minority Tract
24005408601	UPPER	NO
24005408602	UPPER	NO
24005408702	UPPER	NO
24005408703	UPPER	NO
24005408704	UPPER	NO
24005408800	UPPER	NO
24005408900	UPPER	NO
24005410100	UPPER	NO
24005410200	UPPER	NO
24005411101	MIDDLE	NO
24005411102	MIDDLE	NO
24005411201	UPPER	NO
24005411202	UPPER	NO
24005411302	UPPER	NO
24005411303	MIDDLE	NO
24005411306	MIDDLE	NO
24005411307	MIDDLE	NO
24005411308	MIDDLE	NO
24005411309	UPPER	NO
24005411404	MIDDLE	NO
24005411406	MIDDLE	NO
24005411408	MODERATE	NO
24005411409	MIDDLE	NO
24005411410	MIDDLE	NO
24005411411	MIDDLE	NO
24005411412	MODERATE	YES
24005411413	MODERATE	NO



**Baltimore, MARYLAND**

Census Tract	Tract Income Class	Minority Tract
24005420100	MODERATE	NO
24005420200	MIDDLE	NO
24005420301	LOW	NO
24005420302	MODERATE	NO
24005420303	MODERATE	NO
24005420401	MODERATE	NO
24005420402	MODERATE	NO
24005420500	MODERATE	NO
24005420600	MODERATE	NO
24005420701	LOW	NO
24005420702	MODERATE	NO
24005420800	MODERATE	NO
24005420900	MODERATE	NO
24005421000	MODERATE	NO
24005421101	LOW	NO
24005421102	MODERATE	NO
24005421200	MODERATE	NO
24005430101	MODERATE	YES
24005430104	MODERATE	NO
24005430200	MIDDLE	NO
24005430300	LOW	YES
24005430400	MIDDLE	NO
24005430600	UPPER	NO
24005430700	MIDDLE	NO
24005430800	MIDDLE	NO
24005430900	LOW	YES
24005440100	MIDDLE	NO

**Baltimore, MARYLAND**

Census Tract	Tract Income Class	Minority Tract
24005440200	MODERATE	NO
24005440300	MODERATE	YES
24005440400	MODERATE	NO
24005440500	MIDDLE	NO
24005440600	MIDDLE	NO
24005440701	MODERATE	YES
24005440702	MIDDLE	YES
24005440800	MIDDLE	YES
24005440900	MODERATE	YES
24005441000	MODERATE	YES
24005441101	MIDDLE	YES
24005441102	MIDDLE	YES
24005450100	MIDDLE	NO
24005450200	MODERATE	NO
24005450300	MIDDLE	NO
24005450400	MODERATE	NO
24005450501	MODERATE	NO
24005450503	MODERATE	YES
24005450504	LOW	YES
24005450800	MIDDLE	YES
24005450900	MIDDLE	NO
24005451000	MIDDLE	NO
24005451100	MIDDLE	YES
24005451200	MIDDLE	NO
24005451300	MODERATE	NO
24005451401	MODERATE	YES
24005451402	MODERATE	YES

**Baltimore, MARYLAND**

Census Tract	Tract Income Class	Minority Tract
24005451500	MODERATE	YES
24005451600	MODERATE	NO
24005451701	UPPER	NO
24005451702	MIDDLE	NO
24005451801	MODERATE	NO
24005451802	MIDDLE	NO
24005451803	MIDDLE	NO
24005451900	MIDDLE	NO
24005452000	MIDDLE	NO
24005452100	MIDDLE	NO
24005452300	MODERATE	YES
24005452400	MODERATE	NO
24005452500	MODERATE	NO
24005490100	UPPER	NO
24005490200	UPPER	NO
24005490302	MIDDLE	NO
24005490303	MODERATE	YES
24005490304	MIDDLE	NO
24005490400	UPPER	NO
24005490500	UPPER	NO
24005490601	UPPER	NO
24005490602	MIDDLE	NO
24005490603	UPPER	NO
24005490605	NA	YES
24005490701	UPPER	NO
24005490703	UPPER	NO
24005490800	UPPER	NO



**Baltimore, MARYLAND**

Census Tract	Tract Income Class	Minority Tract
24005490900	MIDDLE	NO
24005491000	UPPER	NO
24005491100	UPPER	NO
24005491201	MIDDLE	NO
24005491202	MIDDLE	NO
24005491300	MIDDLE	YES
24005491401	MODERATE	YES
24005491402	MODERATE	YES
24005491500	MIDDLE	YES
24005491600	MODERATE	YES
24005491701	MODERATE	NO
24005491900	MIDDLE	NO
24005492001	MODERATE	NO
24005492002	MIDDLE	NO
24005492101	MODERATE	NO
24005492102	MIDDLE	NO
24005492200	MIDDLE	NO
24005492300	MODERATE	NO
24005492401	MIDDLE	YES
24005492402	MIDDLE	YES
24005492500	NA	YES
24005492600	MIDDLE	NO
24005492700	LOW	YES
24005980100	NA	NO
24005980200	NA	YES

**Baltimore, MARYLAND**

Census Tract	Tract Income Class	Minority Tract
<b>Summary Data: Baltimore</b>		
<b>Number of Census Tracts</b>		219
<b>Number of Minority Tracts</b>		85
<b>Percentage of Minority Tracts</b>		38.81%
<b>Number of Low Income Tracts</b>		8
<b>Percentage of Low Income Tracts</b>		3.65%
<b>Number of Moderate Income Tracts</b>		68
<b>Percentage of Moderate Income Tracts</b>		31.05%
<b>Number of Middle Income Tracts</b>		92
<b>Percentage of Middle Income Tracts</b>		42.01%
<b>Number of Upper Income Tracts</b>		47
<b>Percentage of Upper Income Tracts</b>		21.46%
<b>Number of NA Income Tracts</b>		4
<b>Percentage of NA Income Tracts</b>		1.83%

**Baltimore city, MARYLAND**

Census Tract	Tract Income Class	Minority Tract
24510010100	UPPER	NO
24510010200	UPPER	NO
24510010300	UPPER	NO
24510010400	UPPER	NO
24510010500	UPPER	NO

**Baltimore city, MARYLAND**

Census Tract	Tract Income Class	Minority Tract
24510020100	UPPER	NO
24510020200	UPPER	NO
24510020300	UPPER	NO
24510030100	LOW	YES
24510030200	MIDDLE	YES
24510040100	MODERATE	YES
24510040200	NA	YES
24510060100	NA	YES
24510060200	MODERATE	YES
24510060300	MIDDLE	YES
24510060400	MODERATE	YES
24510070100	LOW	YES
24510070200	LOW	YES
24510070300	MODERATE	YES
24510070400	LOW	YES
24510080101	MIDDLE	YES
24510080102	LOW	YES
24510080200	LOW	YES
24510080301	LOW	YES
24510080302	MODERATE	YES
24510080400	LOW	YES
24510080500	LOW	YES
24510080600	MODERATE	YES
24510080700	LOW	YES
24510080800	LOW	YES
24510090100	MODERATE	YES
24510090200	MIDDLE	YES



**Baltimore city, MARYLAND**


Census Tract	Tract Income Class	Minority Tract
24510090300	MODERATE	YES
24510090400	LOW	YES
24510090500	LOW	YES
24510090600	MODERATE	YES
24510090700	LOW	YES
24510090800	LOW	YES
24510090900	LOW	YES
24510100100	LOW	YES
24510100200	LOW	YES
24510100300	NA	YES
24510110100	UPPER	NO
24510110200	UPPER	YES
24510120100	UPPER	NO
24510120201	UPPER	NO
24510120202	MIDDLE	YES
24510120300	MODERATE	YES
24510120400	MIDDLE	YES
24510120500	MIDDLE	YES
24510120600	MODERATE	YES
24510120700	MODERATE	NO
24510130100	MIDDLE	YES
24510130200	MIDDLE	YES
24510130300	MODERATE	YES
24510130400	LOW	YES
24510130600	MIDDLE	NO
24510130700	MIDDLE	NO
24510130803	MODERATE	NO

**Baltimore city, MARYLAND**

Census Tract	Tract Income Class	Minority Tract
24510130804	MODERATE	NO
24510130805	MIDDLE	YES
24510130806	MIDDLE	NO
24510140100	MIDDLE	YES
24510140200	LOW	YES
24510140300	MODERATE	YES
24510150100	LOW	YES
24510150200	LOW	YES
24510150300	LOW	YES
24510150400	LOW	YES
24510150500	LOW	YES
24510150600	MODERATE	YES
24510150701	MODERATE	YES
24510150702	MODERATE	YES
24510150800	MODERATE	YES
24510150900	MODERATE	YES
24510151000	MODERATE	YES
24510151100	MODERATE	YES
24510151200	LOW	YES
24510151300	LOW	YES
24510160100	LOW	YES
24510160200	LOW	YES
24510160300	MODERATE	YES
24510160400	LOW	YES
24510160500	LOW	YES
24510160600	LOW	YES
24510160700	LOW	YES

**Baltimore city, MARYLAND**

Census Tract	Tract Income Class	Minority Tract
24510160801	MODERATE	YES
24510160802	LOW	YES
24510170100	NA	YES
24510170200	NA	YES
24510170300	NA	YES
24510180300	NA	YES
24510190100	LOW	YES
24510190200	MODERATE	YES
24510190300	LOW	YES
24510200100	LOW	YES
24510200200	LOW	YES
24510200300	LOW	YES
24510200400	LOW	YES
24510200500	LOW	YES
24510200600	LOW	YES
24510200701	LOW	YES
24510200702	LOW	YES
24510200800	LOW	YES
24510210100	MODERATE	YES
24510210200	LOW	YES
24510220100	UPPER	NO
24510230100	MIDDLE	NO
24510230200	MIDDLE	NO
24510230300	MIDDLE	NO
24510240100	UPPER	NO
24510240200	UPPER	NO
24510240300	UPPER	NO



**Baltimore city, MARYLAND**

Census Tract	Tract Income Class	Minority Tract
24510240400	UPPER	NO
24510250101	MODERATE	YES
24510250102	MODERATE	YES
24510250103	MODERATE	NO
24510250203	LOW	YES
24510250204	LOW	YES
24510250205	LOW	YES
24510250206	MIDDLE	NO
24510250207	LOW	YES
24510250301	LOW	YES
24510250303	LOW	YES
24510250401	LOW	YES
24510250402	NA	YES
24510250500	LOW	YES
24510250600	NA	NO
24510260101	MODERATE	YES
24510260102	MODERATE	YES
24510260201	MODERATE	YES
24510260202	LOW	YES
24510260203	LOW	YES
24510260301	MODERATE	YES
24510260302	MODERATE	YES
24510260303	LOW	YES
24510260401	MODERATE	YES
24510260402	LOW	YES
24510260403	MODERATE	YES
24510260404	MODERATE	YES

**Baltimore city, MARYLAND**

Census Tract	Tract Income Class	Minority Tract
24510260501	MODERATE	YES
24510260604	LOW	YES
24510260605	MODERATE	YES
24510260700	MIDDLE	YES
24510260800	LOW	YES
24510260900	UPPER	NO
24510261000	MODERATE	YES
24510261100	UPPER	NO
24510270101	MIDDLE	YES
24510270102	MODERATE	YES
24510270200	MIDDLE	YES
24510270301	MIDDLE	YES
24510270302	MIDDLE	YES
24510270401	MODERATE	YES
24510270402	MIDDLE	YES
24510270501	MIDDLE	YES
24510270502	MIDDLE	YES
24510270600	MODERATE	YES
24510270701	LOW	YES
24510270702	MODERATE	YES
24510270703	MIDDLE	YES
24510270801	MODERATE	YES
24510270802	MODERATE	YES
24510270803	MODERATE	YES
24510270804	MIDDLE	YES
24510270805	MODERATE	YES
24510270901	MODERATE	YES

**Baltimore city, MARYLAND**

Census Tract	Tract Income Class	Minority Tract
24510270902	MODERATE	YES
24510270903	MIDDLE	YES
24510271001	LOW	YES
24510271002	LOW	YES
24510271101	MIDDLE	YES
24510271102	UPPER	YES
24510271200	UPPER	NO
24510271300	UPPER	NO
24510271400	UPPER	NO
24510271501	UPPER	NO
24510271503	UPPER	NO
24510271600	LOW	YES
24510271700	MODERATE	YES
24510271801	MODERATE	YES
24510271802	LOW	YES
24510271900	MIDDLE	YES
24510272003	MODERATE	NO
24510272004	MIDDLE	NO
24510272005	UPPER	NO
24510272006	MODERATE	YES
24510272007	MODERATE	YES
24510280101	LOW	YES
24510280102	MODERATE	YES
24510280200	MIDDLE	YES
24510280301	MODERATE	YES
24510280302	MODERATE	YES
24510280401	MODERATE	YES





**Baltimore city, MARYLAND**

Census Tract	Tract Income Class	Minority Tract
24510280402	MODERATE	YES
24510280403	MODERATE	YES
24510280404	LOW	YES
24510280500	LOW	YES
24510280600	LOW	YES

**Summary Data: Baltimore city**

Number of Census Tracts	199
Number of Minority Tracts	161
Percentage of Minority Tracts	80.90%
Number of Low Income Tracts	69
Percentage of Low Income Tracts	34.67%
Number of Moderate Income Tracts	62
Percentage of Moderate Income Tracts	31.16%
Number of Middle Income Tracts	33
Percentage of Middle Income Tracts	16.58%
Number of Upper Income Tracts	26
Percentage of Upper Income Tracts	13.07%
Number of NA Income Tracts	9
Percentage of NA Income Tracts	4.52%

**Calvert, MARYLAND**

Census Tract	Tract Income Class	Minority Tract
--------------	--------------------	----------------

**Calvert, MARYLAND**

Census Tract	Tract Income Class	Minority Tract
24009860103	UPPER	NO
24009860200	UPPER	NO
24009860300	MIDDLE	NO
24009860402	MIDDLE	NO
24009860403	MIDDLE	NO
24009860404	MIDDLE	NO
24009860501	UPPER	NO
24009860502	MIDDLE	NO
24009860600	MIDDLE	NO
24009860701	MIDDLE	NO
24009860702	MODERATE	NO
24009860703	MIDDLE	NO
24009860801	UPPER	NO
24009860901	MIDDLE	NO
24009860902	MIDDLE	NO
24009861003	MIDDLE	NO
24009861004	MIDDLE	NO
24009861100	MIDDLE	NO
24009990100	NA	NO

**Calvert, MARYLAND**

Census Tract	Tract Income Class	Minority Tract
<b>Summary Data: Calvert</b>		
Number of Census Tracts		19
Number of Minority Tracts		0
Percentage of Minority Tracts		0.00%
Number of Low Income Tracts		0
Percentage of Low Income Tracts		0.00%
Number of Moderate Income Tracts		1
Percentage of Moderate Income Tracts		5.26%
Number of Middle Income Tracts		13
Percentage of Middle Income Tracts		68.42%
Number of Upper Income Tracts		4
Percentage of Upper Income Tracts		21.05%
Number of NA Income Tracts		1
Percentage of NA Income Tracts		5.26%

**Caroline, MARYLAND**

Census Tract	Tract Income Class	Minority Tract
24011955000	MIDDLE	NO
24011955100	MIDDLE	NO
24011955201	MIDDLE	NO
24011955202	MIDDLE	NO
24011955301	MIDDLE	NO



**Caroline, MARYLAND**

Census Tract	Tract Income Class	Minority Tract
24011955302	MODERATE	NO
24011955400	UPPER	NO
24011955500	MIDDLE	NO
24011955600	MODERATE	NO

**Summary Data: Caroline**

Number of Census Tracts	9
Number of Minority Tracts	0
Percentage of Minority Tracts	0.00%
Number of Low Income Tracts	0
Percentage of Low Income Tracts	0.00%
Number of Moderate Income Tracts	2
Percentage of Moderate Income Tracts	22.22%
Number of Middle Income Tracts	6
Percentage of Middle Income Tracts	66.67%
Number of Upper Income Tracts	1
Percentage of Upper Income Tracts	11.11%
Number of NA Income Tracts	0
Percentage of NA Income Tracts	0.00%

**Carroll, MARYLAND**

Census Tract	Tract Income Class	Minority Tract
24013501001	MIDDLE	NO

**Carroll, MARYLAND**

Census Tract	Tract Income Class	Minority Tract
24013501002	MODERATE	NO
24013502000	MIDDLE	NO
24013503000	MIDDLE	NO
24013504100	UPPER	NO
24013504201	UPPER	NO
24013504202	UPPER	NO
24013505101	UPPER	NO
24013505102	UPPER	NO
24013505203	UPPER	NO
24013505205	UPPER	NO
24013505206	UPPER	NO
24013505207	UPPER	NO
24013505208	UPPER	NO
24013506101	MIDDLE	NO
24013506102	MIDDLE	NO
24013506200	MIDDLE	NO
24013507500	UPPER	NO
24013507601	MIDDLE	NO
24013507602	MIDDLE	NO
24013507702	MIDDLE	NO
24013507703	MIDDLE	NO
24013507704	MIDDLE	NO
24013507801	MIDDLE	NO
24013507802	MIDDLE	NO
24013508103	MIDDLE	NO
24013508200	MIDDLE	NO
24013509001	MIDDLE	NO

**Carroll, MARYLAND**

Census Tract	Tract Income Class	Minority Tract
24013509002	UPPER	NO
24013510000	MIDDLE	NO
24013511000	MIDDLE	NO
24013512000	MIDDLE	NO
24013513001	UPPER	NO
24013513002	UPPER	NO
24013514100	UPPER	NO
24013514201	UPPER	NO
24013514202	UPPER	NO

**Summary Data: Carroll**

Number of Census Tracts	37
Number of Minority Tracts	0
Percentage of Minority Tracts	0.00%
Number of Low Income Tracts	0
Percentage of Low Income Tracts	0.00%
Number of Moderate Income Tracts	1
Percentage of Moderate Income Tracts	2.70%
Number of Middle Income Tracts	19
Percentage of Middle Income Tracts	51.35%
Number of Upper Income Tracts	17
Percentage of Upper Income Tracts	45.95%
Number of NA Income Tracts	0
Percentage of NA Income Tracts	0.00%



**Cecil, MARYLAND**

Census Tract	Tract Income Class	Minority Tract
24015030100	MIDDLE	NO
24015030200	MIDDLE	NO
24015030400	LOW	NO
24015030501	MIDDLE	NO
24015030503	MODERATE	NO
24015030505	MIDDLE	NO
24015030507	MODERATE	NO
24015030508	MODERATE	NO
24015030601	MIDDLE	NO
24015030602	MIDDLE	NO
24015030700	MIDDLE	NO
24015030903	MODERATE	NO
24015030904	UPPER	NO
24015030905	MIDDLE	NO
24015030907	MIDDLE	NO
24015030908	MIDDLE	NO
24015031201	MIDDLE	NO
24015031202	MIDDLE	NO
24015031301	MIDDLE	NO
24015031302	MIDDLE	NO
24015031400	MIDDLE	NO

**Cecil, MARYLAND**

Census Tract	Tract Income Class	Minority Tract
<b>Summary Data: Cecil</b>		
<b>Number of Census Tracts</b>		21
<b>Number of Minority Tracts</b>		0
<b>Percentage of Minority Tracts</b>		0.00%
<b>Number of Low Income Tracts</b>		1
<b>Percentage of Low Income Tracts</b>		4.76%
<b>Number of Moderate Income Tracts</b>		4
<b>Percentage of Moderate Income Tracts</b>		19.05%
<b>Number of Middle Income Tracts</b>		15
<b>Percentage of Middle Income Tracts</b>		71.43%
<b>Number of Upper Income Tracts</b>		1
<b>Percentage of Upper Income Tracts</b>		4.76%
<b>Number of NA Income Tracts</b>		0
<b>Percentage of NA Income Tracts</b>		0.00%

**Charles, MARYLAND**

Census Tract	Tract Income Class	Minority Tract
24017850101	MIDDLE	YES
24017850102	MODERATE	YES
24017850201	LOW	YES
24017850202	MODERATE	YES
24017850300	MIDDLE	NO

**Charles, MARYLAND**

Census Tract	Tract Income Class	Minority Tract
24017850400	MODERATE	NO
24017850500	UPPER	NO
24017850600	MIDDLE	YES
24017850706	MIDDLE	YES
24017850708	MIDDLE	YES
24017850709	MODERATE	YES
24017850710	MIDDLE	YES
24017850711	MIDDLE	YES
24017850712	MIDDLE	YES
24017850713	MIDDLE	YES
24017850801	MIDDLE	YES
24017850802	MODERATE	YES
24017850901	LOW	YES
24017850902	MIDDLE	YES
24017850904	MIDDLE	YES
24017850905	MODERATE	YES
24017850906	MODERATE	YES
24017851001	MIDDLE	NO
24017851003	MIDDLE	NO
24017851004	MODERATE	YES
24017851100	MIDDLE	NO
24017851200	MODERATE	NO
24017851301	MIDDLE	NO
24017851302	MIDDLE	NO
24017851401	UPPER	YES
24017851402	MIDDLE	NO
24017851403	MIDDLE	NO



**Charles, MARYLAND**

Census Tract	Tract Income Class	Minority Tract
24017851501	UPPER	YES
24017851502	MIDDLE	YES
24017990000	NA	NO

**Summary Data: Charles**

Number of Census Tracts	35
Number of Minority Tracts	23
Percentage of Minority Tracts	65.71%
Number of Low Income Tracts	2
Percentage of Low Income Tracts	5.71%
Number of Moderate Income Tracts	9
Percentage of Moderate Income Tracts	25.71%
Number of Middle Income Tracts	20
Percentage of Middle Income Tracts	57.14%
Number of Upper Income Tracts	3
Percentage of Upper Income Tracts	8.57%
Number of NA Income Tracts	1
Percentage of NA Income Tracts	2.86%

**Dorchester, MARYLAND**

Census Tract	Tract Income Class	Minority Tract
24019970100	MIDDLE	NO
24019970200	MIDDLE	NO

**Dorchester, MARYLAND**

Census Tract	Tract Income Class	Minority Tract
24019970300	MIDDLE	NO
24019970400	MIDDLE	NO
24019970500	MODERATE	YES
24019970600	MODERATE	YES
24019970702	MIDDLE	NO
24019970804	MIDDLE	NO
24019970900	MIDDLE	NO
24019990000	NA	NO

**Summary Data: Dorchester**

Number of Census Tracts	10
Number of Minority Tracts	2
Percentage of Minority Tracts	20.00%
Number of Low Income Tracts	0
Percentage of Low Income Tracts	0.00%
Number of Moderate Income Tracts	2
Percentage of Moderate Income Tracts	20.00%
Number of Middle Income Tracts	7
Percentage of Middle Income Tracts	70.00%
Number of Upper Income Tracts	0
Percentage of Upper Income Tracts	0.00%
Number of NA Income Tracts	1
Percentage of NA Income Tracts	10.00%

**Frederick, MARYLAND**

Census Tract	Tract Income Class	Minority Tract
24021740200	MIDDLE	NO
24021750100	MODERATE	NO
24021750200	MIDDLE	NO
24021750300	LOW	NO
24021750504	MODERATE	YES
24021750505	MODERATE	YES
24021750506	MODERATE	YES
24021750507	MODERATE	YES
24021750508	MODERATE	YES
24021750600	MIDDLE	NO
24021750701	MIDDLE	YES
24021750702	LOW	YES
24021750801	NA	NO
24021750802	MIDDLE	NO
24021750804	MODERATE	NO
24021750805	MIDDLE	NO
24021751001	MIDDLE	YES
24021751002	MODERATE	NO
24021751003	MODERATE	YES
24021751004	MIDDLE	NO
24021751201	MIDDLE	NO
24021751202	MIDDLE	NO
24021751203	MIDDLE	NO
24021751301	MIDDLE	NO
24021751302	MIDDLE	NO
24021751600	MODERATE	NO
24021751701	MIDDLE	NO



**Frederick, MARYLAND**

Census Tract	Tract Income Class	Minority Tract
24021751702	MIDDLE	NO
24021751801	MIDDLE	NO
24021751802	MIDDLE	NO
24021751902	MIDDLE	NO
24021751903	UPPER	NO
24021751904	UPPER	NO
24021751905	MIDDLE	NO
24021751906	UPPER	NO
24021752001	MIDDLE	NO
24021752101	MIDDLE	NO
24021752102	MIDDLE	NO
24021752201	MIDDLE	NO
24021752202	UPPER	YES
24021752205	MIDDLE	YES
24021752206	UPPER	NO
24021752301	MIDDLE	YES
24021752302	MIDDLE	NO
24021752303	MIDDLE	NO
24021752501	MIDDLE	NO
24021752502	UPPER	NO
24021752601	MIDDLE	NO
24021752602	MIDDLE	NO
24021752603	MIDDLE	NO
24021752801	MIDDLE	NO
24021752802	MIDDLE	NO
24021752900	MODERATE	NO
24021753001	MODERATE	NO

**Frederick, MARYLAND**

Census Tract	Tract Income Class	Minority Tract
24021753002	MODERATE	NO
24021765100	MODERATE	NO
24021766800	MODERATE	NO
24021767500	MODERATE	NO
24021767600	MIDDLE	NO
24021770700	MIDDLE	NO
24021772200	LOW	NO
24021773500	MODERATE	NO
24021775302	MIDDLE	NO
24021775400	MODERATE	NO
24021775600	UPPER	NO

**Frederick, MARYLAND**

Census Tract	Tract Income Class	Minority Tract
<b>Summary Data: Frederick</b>		
<b>Number of Census Tracts</b>		65
<b>Number of Minority Tracts</b>		12
<b>Percentage of Minority Tracts</b>		18.46%
<b>Number of Low Income Tracts</b>		3
<b>Percentage of Low Income Tracts</b>		4.62%
<b>Number of Moderate Income Tracts</b>		18
<b>Percentage of Moderate Income Tracts</b>		27.69%
<b>Number of Middle Income Tracts</b>		36
<b>Percentage of Middle Income Tracts</b>		55.38%
<b>Number of Upper Income Tracts</b>		7
<b>Percentage of Upper Income Tracts</b>		10.77%
<b>Number of NA Income Tracts</b>		1
<b>Percentage of NA Income Tracts</b>		1.54%

**Garrett, MARYLAND**

Census Tract	Tract Income Class	Minority Tract
24023000100	MIDDLE	NO
24023000200	MIDDLE	NO
24023000300	MIDDLE	NO
24023000400	MIDDLE	NO
24023000501	MIDDLE	NO



**Garrett, MARYLAND**

Census Tract	Tract Income Class	Minority Tract
24023000502	MIDDLE	NO
24023000601	MIDDLE	NO
24023000602	UPPER	NO
24023000700	MODERATE	NO

**Summary Data: Garrett**

Number of Census Tracts	9
Number of Minority Tracts	0
Percentage of Minority Tracts	0.00%
Number of Low Income Tracts	0
Percentage of Low Income Tracts	0.00%
Number of Moderate Income Tracts	1
Percentage of Moderate Income Tracts	11.11%
Number of Middle Income Tracts	7
Percentage of Middle Income Tracts	77.78%
Number of Upper Income Tracts	1
Percentage of Upper Income Tracts	11.11%
Number of NA Income Tracts	0
Percentage of NA Income Tracts	0.00%

**Harford, MARYLAND**

Census Tract	Tract Income Class	Minority Tract
24025301102	UPPER	NO

**Harford, MARYLAND**

Census Tract	Tract Income Class	Minority Tract
24025301105	MIDDLE	NO
24025301106	UPPER	NO
24025301107	MODERATE	NO
24025301108	UPPER	NO
24025301201	MIDDLE	NO
24025301202	MIDDLE	NO
24025301204	MIDDLE	NO
24025301205	MIDDLE	NO
24025301301	MIDDLE	NO
24025301302	MODERATE	YES
24025301401	MIDDLE	NO
24025301402	MIDDLE	NO
24025301601	MODERATE	YES
24025301602	MIDDLE	YES
24025301703	UPPER	NO
24025301704	MODERATE	NO
24025301705	MODERATE	NO
24025301706	UPPER	YES
24025301707	MIDDLE	NO
24025302100	UPPER	NO
24025302200	MIDDLE	NO
24025302400	MIDDLE	NO
24025302801	MIDDLE	NO
24025302802	MIDDLE	YES
24025302901	LOW	YES
24025302902	MODERATE	NO
24025303101	MIDDLE	NO

**Harford, MARYLAND**

Census Tract	Tract Income Class	Minority Tract
24025303102	UPPER	NO
24025303201	UPPER	NO
24025303203	MIDDLE	NO
24025303204	MIDDLE	NO
24025303205	UPPER	NO
24025303206	UPPER	NO
24025303300	UPPER	NO
24025303400	UPPER	NO
24025303501	UPPER	NO
24025303502	UPPER	NO
24025303602	UPPER	NO
24025303603	UPPER	NO
24025303605	MIDDLE	NO
24025303606	UPPER	NO
24025303700	MIDDLE	NO
24025303801	MIDDLE	NO
24025303802	MIDDLE	NO
24025303803	MODERATE	NO
24025303900	MIDDLE	NO
24025304101	MIDDLE	NO
24025304102	MIDDLE	NO
24025304201	UPPER	NO
24025304202	MIDDLE	NO
24025305100	UPPER	NO
24025305200	MIDDLE	NO
24025305300	MIDDLE	NO
24025306100	MODERATE	NO



**Harford, MARYLAND**

Census Tract	Tract Income Class	Minority Tract
24025306200	MIDDLE	NO
24025306300	UPPER	NO
24025306400	MIDDLE	NO
24025306500	MIDDLE	YES

**Summary Data: Harford**

Number of Census Tracts	59
Number of Minority Tracts	7
Percentage of Minority Tracts	11.86%
Number of Low Income Tracts	1
Percentage of Low Income Tracts	1.69%
Number of Moderate Income Tracts	8
Percentage of Moderate Income Tracts	13.56%
Number of Middle Income Tracts	30
Percentage of Middle Income Tracts	50.85%
Number of Upper Income Tracts	20
Percentage of Upper Income Tracts	33.90%
Number of NA Income Tracts	0
Percentage of NA Income Tracts	0.00%

**Howard, MARYLAND**

Census Tract	Tract Income Class	Minority Tract
24027601103	UPPER	NO

**Howard, MARYLAND**

Census Tract	Tract Income Class	Minority Tract
24027601104	UPPER	NO
24027601105	UPPER	NO
24027601107	MODERATE	YES
24027601108	MIDDLE	NO
24027601203	UPPER	YES
24027601204	MIDDLE	YES
24027601205	MIDDLE	YES
24027601206	UPPER	NO
24027602100	UPPER	NO
24027602201	UPPER	YES
24027602202	UPPER	NO
24027602302	UPPER	YES
24027602303	UPPER	YES
24027602304	UPPER	NO
24027602305	UPPER	NO
24027602306	UPPER	NO
24027602600	MODERATE	YES
24027602700	UPPER	NO
24027602800	UPPER	YES
24027602900	UPPER	YES
24027603001	UPPER	NO
24027603003	UPPER	NO
24027603004	UPPER	NO
24027604001	UPPER	NO
24027604003	UPPER	NO
24027604004	UPPER	NO
24027605103	UPPER	NO

**Howard, MARYLAND**

Census Tract	Tract Income Class	Minority Tract
24027605104	UPPER	NO
24027605105	UPPER	YES
24027605106	UPPER	NO
24027605401	MIDDLE	YES
24027605403	MIDDLE	YES
24027605404	UPPER	YES
24027605502	UPPER	YES
24027605503	MIDDLE	YES
24027605504	UPPER	YES
24027605505	UPPER	YES
24027605601	MIDDLE	YES
24027605602	UPPER	NO
24027606601	UPPER	NO
24027606603	MIDDLE	YES
24027606604	MIDDLE	YES
24027606606	MIDDLE	YES
24027606607	UPPER	YES
24027606701	UPPER	NO
24027606704	MIDDLE	YES
24027606706	UPPER	YES
24027606708	MIDDLE	YES
24027606803	MIDDLE	NO
24027606804	UPPER	NO
24027606805	UPPER	NO
24027606807	UPPER	YES
24027606808	UPPER	YES
24027606901	MIDDLE	YES



**Howard, MARYLAND**

Census Tract	Tract Income Class	Minority Tract
24027606904	MIDDLE	YES
24027606905	UPPER	YES
24027606906	MIDDLE	YES
24027606907	MIDDLE	YES

**Summary Data: Howard**

Number of Census Tracts	59
Number of Minority Tracts	33
Percentage of Minority Tracts	55.93%
Number of Low Income Tracts	0
Percentage of Low Income Tracts	0.00%
Number of Moderate Income Tracts	2
Percentage of Moderate Income Tracts	3.39%
Number of Middle Income Tracts	17
Percentage of Middle Income Tracts	28.81%
Number of Upper Income Tracts	40
Percentage of Upper Income Tracts	67.80%
Number of NA Income Tracts	0
Percentage of NA Income Tracts	0.00%

**Kent, MARYLAND**

Census Tract	Tract Income Class	Minority Tract
24029950100	UPPER	NO

**Kent, MARYLAND**

Census Tract	Tract Income Class	Minority Tract
24029950200	MIDDLE	NO
24029950300	MIDDLE	NO
24029950400	UPPER	NO
24029950500	MIDDLE	NO
24029990000	NA	NO

**Summary Data: Kent**

Number of Census Tracts	6
Number of Minority Tracts	0
Percentage of Minority Tracts	0.00%
Number of Low Income Tracts	0
Percentage of Low Income Tracts	0.00%
Number of Moderate Income Tracts	0
Percentage of Moderate Income Tracts	0.00%
Number of Middle Income Tracts	3
Percentage of Middle Income Tracts	50.00%
Number of Upper Income Tracts	2
Percentage of Upper Income Tracts	33.33%
Number of NA Income Tracts	1
Percentage of NA Income Tracts	16.67%

**Montgomery, MARYLAND**

Census Tract	Tract Income Class	Minority Tract
--------------	--------------------	----------------

**Montgomery, MARYLAND**

Census Tract	Tract Income Class	Minority Tract
24031700101	UPPER	NO
24031700103	UPPER	NO
24031700104	MIDDLE	YES
24031700105	MIDDLE	YES
24031700204	MODERATE	NO
24031700206	MIDDLE	NO
24031700207	MIDDLE	YES
24031700208	MIDDLE	NO
24031700209	UPPER	NO
24031700210	UPPER	YES
24031700306	MIDDLE	YES
24031700308	MIDDLE	YES
24031700309	MODERATE	YES
24031700310	MODERATE	YES
24031700313	MIDDLE	YES
24031700314	UPPER	YES
24031700315	UPPER	YES
24031700316	MIDDLE	YES
24031700317	MIDDLE	YES
24031700318	MIDDLE	YES
24031700400	UPPER	NO
24031700500	UPPER	NO
24031700604	UPPER	NO
24031700606	MIDDLE	YES
24031700608	UPPER	YES
24031700610	MIDDLE	NO
24031700611	UPPER	YES





**Montgomery, MARYLAND**

Census Tract	Tract Income Class	Minority Tract
24031700613	MIDDLE	YES
24031700614	MODERATE	YES
24031700615	UPPER	NO
24031700616	UPPER	NO
24031700617	UPPER	YES
24031700618	UPPER	YES
24031700706	MODERATE	YES
24031700710	MIDDLE	YES
24031700711	MIDDLE	YES
24031700713	LOW	YES
24031700715	MODERATE	YES
24031700718	MIDDLE	YES
24031700720	MIDDLE	YES
24031700721	LOW	YES
24031700723	MIDDLE	YES
24031700724	LOW	YES
24031700725	LOW	YES
24031700726	MODERATE	YES
24031700727	MODERATE	YES
24031700728	MIDDLE	YES
24031700729	MIDDLE	YES
24031700730	MIDDLE	YES
24031700731	LOW	YES
24031700732	MODERATE	YES
24031700733	MODERATE	YES
24031700810	MIDDLE	YES
24031700811	MODERATE	YES

**Montgomery, MARYLAND**

Census Tract	Tract Income Class	Minority Tract
24031700812	MIDDLE	YES
24031700813	MODERATE	YES
24031700815	MODERATE	YES
24031700818	MODERATE	YES
24031700819	MODERATE	YES
24031700820	MODERATE	YES
24031700822	MODERATE	YES
24031700823	MIDDLE	NO
24031700824	UPPER	NO
24031700826	UPPER	NO
24031700828	UPPER	NO
24031700829	MIDDLE	YES
24031700830	MODERATE	YES
24031700832	MODERATE	YES
24031700833	MIDDLE	YES
24031700834	MODERATE	YES
24031700835	MIDDLE	YES
24031700836	MODERATE	YES
24031700837	MODERATE	YES
24031700838	MIDDLE	YES
24031700839	MIDDLE	YES
24031700901	MIDDLE	YES
24031700902	MODERATE	YES
24031700903	MODERATE	YES
24031700904	MODERATE	YES
24031700905	MIDDLE	YES
24031701001	MIDDLE	NO

**Montgomery, MARYLAND**

Census Tract	Tract Income Class	Minority Tract
24031701002	UPPER	NO
24031701004	MIDDLE	NO
24031701005	UPPER	NO
24031701006	UPPER	NO
24031701007	MIDDLE	YES
24031701101	MIDDLE	YES
24031701102	MODERATE	YES
24031701201	MODERATE	YES
24031701202	UPPER	NO
24031701205	UPPER	NO
24031701206	UPPER	NO
24031701210	UPPER	NO
24031701211	MIDDLE	YES
24031701212	UPPER	NO
24031701214	UPPER	NO
24031701215	MIDDLE	NO
24031701216	MIDDLE	YES
24031701218	MODERATE	YES
24031701219	LOW	YES
24031701220	UPPER	YES
24031701221	UPPER	YES
24031701222	UPPER	NO
24031701223	MIDDLE	NO
24031701303	UPPER	NO
24031701304	UPPER	NO
24031701306	UPPER	NO
24031701307	UPPER	YES



Montgomery, MARYLAND		
Census Tract	Tract Income Class	Minority Tract
24031701308	UPPER	YES
24031701312	MIDDLE	NO
24031701313	UPPER	NO
24031701314	MIDDLE	NO
24031701315	MIDDLE	NO
24031701316	MIDDLE	NO
24031701317	UPPER	NO
24031701407	MIDDLE	YES
24031701408	MIDDLE	YES
24031701409	UPPER	YES
24031701414	MIDDLE	YES
24031701415	MODERATE	YES
24031701417	MODERATE	YES
24031701418	MIDDLE	YES
24031701422	LOW	YES
24031701423	MODERATE	YES
24031701424	MIDDLE	YES
24031701425	MIDDLE	YES
24031701426	MIDDLE	YES
24031701427	MIDDLE	YES
24031701503	MIDDLE	YES
24031701505	MODERATE	YES
24031701506	UPPER	YES
24031701507	UPPER	YES
24031701508	LOW	YES
24031701509	LOW	YES
24031701601	MODERATE	YES

Montgomery, MARYLAND		
Census Tract	Tract Income Class	Minority Tract
24031701602	LOW	YES
24031701701	UPPER	NO
24031701702	MODERATE	YES
24031701703	MIDDLE	YES
24031701704	MIDDLE	NO
24031701800	MIDDLE	YES
24031701900	MODERATE	YES
24031702000	LOW	YES
24031702101	MODERATE	YES
24031702102	UPPER	NO
24031702200	UPPER	NO
24031702301	MODERATE	YES
24031702302	MIDDLE	YES
24031702401	UPPER	NO
24031702402	MODERATE	YES
24031702501	MIDDLE	YES
24031702502	LOW	YES
24031702503	MODERATE	YES
24031702602	MODERATE	YES
24031702603	MIDDLE	YES
24031702604	MODERATE	YES
24031702700	MODERATE	YES
24031702800	UPPER	NO
24031702900	UPPER	NO
24031703000	UPPER	NO
24031703100	UPPER	YES
24031703201	MIDDLE	YES

Montgomery, MARYLAND		
Census Tract	Tract Income Class	Minority Tract
24031703202	UPPER	NO
24031703206	MIDDLE	YES
24031703207	MODERATE	YES
24031703208	MIDDLE	NO
24031703209	MODERATE	YES
24031703210	MIDDLE	YES
24031703213	LOW	YES
24031703214	LOW	YES
24031703215	MODERATE	YES
24031703216	LOW	YES
24031703218	MODERATE	NO
24031703219	MIDDLE	NO
24031703220	MODERATE	YES
24031703221	MIDDLE	YES
24031703222	MIDDLE	YES
24031703223	UPPER	YES
24031703301	MODERATE	YES
24031703302	MODERATE	YES
24031703401	MODERATE	YES
24031703402	MIDDLE	YES
24031703403	MODERATE	YES
24031703404	MODERATE	YES
24031703501	MODERATE	YES
24031703502	MIDDLE	NO
24031703601	MIDDLE	YES
24031703602	UPPER	NO
24031703701	MODERATE	YES



**Montgomery, MARYLAND**

Census Tract	Tract Income Class	Minority Tract
24031703702	MODERATE	YES
24031703800	MODERATE	YES
24031703901	UPPER	NO
24031703902	MIDDLE	YES
24031704000	MIDDLE	YES
24031704100	UPPER	NO
24031704200	UPPER	NO
24031704300	UPPER	NO
24031704401	UPPER	NO
24031704403	MIDDLE	NO
24031704404	UPPER	NO
24031704501	UPPER	NO
24031704502	UPPER	NO
24031704503	UPPER	NO
24031704600	UPPER	NO
24031704700	UPPER	NO
24031704803	MIDDLE	NO
24031704804	UPPER	NO
24031704805	UPPER	NO
24031704806	MIDDLE	NO
24031705000	UPPER	NO
24031705100	UPPER	NO
24031705200	UPPER	NO
24031705300	UPPER	NO
24031705400	UPPER	NO
24031705501	MIDDLE	NO
24031705502	UPPER	NO

**Montgomery, MARYLAND**


Census Tract	Tract Income Class	Minority Tract
24031705601	UPPER	NO
24031705602	UPPER	NO
24031705701	UPPER	NO
24031705702	UPPER	NO
24031705800	UPPER	NO
24031705901	UPPER	NO
24031705902	UPPER	NO
24031705903	UPPER	NO
24031706005	UPPER	NO
24031706007	UPPER	NO
24031706008	UPPER	NO
24031706009	UPPER	NO
24031706010	UPPER	NO
24031706011	UPPER	NO
24031706012	MIDDLE	YES
24031706013	UPPER	NO

**Montgomery, MARYLAND**

Census Tract	Tract Income Class	Minority Tract
<b>Summary Data: Montgomery</b>		
<b>Number of Census Tracts</b>		232
<b>Number of Minority Tracts</b>		141
<b>Percentage of Minority Tracts</b>		60.78%
<b>Number of Low Income Tracts</b>		15
<b>Percentage of Low Income Tracts</b>		6.47%
<b>Number of Moderate Income Tracts</b>		56
<b>Percentage of Moderate Income Tracts</b>		24.14%
<b>Number of Middle Income Tracts</b>		76
<b>Percentage of Middle Income Tracts</b>		32.76%
<b>Number of Upper Income Tracts</b>		85
<b>Percentage of Upper Income Tracts</b>		36.64%
<b>Number of NA Income Tracts</b>		0
<b>Percentage of NA Income Tracts</b>		0.00%

**Prince George's, MARYLAND**

Census Tract	Tract Income Class	Minority Tract
24033800102	MIDDLE	YES
24033800103	MODERATE	YES
24033800105	MODERATE	YES
24033800106	MIDDLE	YES
24033800108	MODERATE	YES



Prince George's, MARYLAND

Census Tract	Tract Income Class	Minority Tract
24033800109	LOW	YES
24033800203	UPPER	YES
24033800206	MODERATE	YES
24033800209	LOW	YES
24033800210	MODERATE	YES
24033800211	MODERATE	YES
24033800212	MIDDLE	YES
24033800213	MIDDLE	YES
24033800216	MIDDLE	YES
24033800217	MODERATE	YES
24033800218	MODERATE	YES
24033800401	MIDDLE	YES
24033800402	MIDDLE	YES
24033800403	UPPER	YES
24033800408	MIDDLE	YES
24033800409	MIDDLE	YES
24033800410	MIDDLE	YES
24033800411	MIDDLE	YES
24033800412	MODERATE	YES
24033800413	MODERATE	YES
24033800504	MIDDLE	NO
24033800505	MIDDLE	YES
24033800507	UPPER	YES
24033800511	MIDDLE	YES
24033800513	MIDDLE	YES
24033800514	UPPER	YES
24033800515	MIDDLE	YES

Prince George's, MARYLAND

Census Tract	Tract Income Class	Minority Tract
24033800516	MIDDLE	YES
24033800517	UPPER	YES
24033800518	UPPER	YES
24033800519	MIDDLE	YES
24033800520	MODERATE	YES
24033800521	MIDDLE	YES
24033800522	UPPER	YES
24033800605	MIDDLE	YES
24033800606	MIDDLE	YES
24033800607	UPPER	YES
24033800608	UPPER	YES
24033800609	MODERATE	YES
24033800701	UPPER	YES
24033800704	MIDDLE	YES
24033800705	MIDDLE	YES
24033800706	MIDDLE	YES
24033800707	MIDDLE	YES
24033800800	MIDDLE	YES
24033800900	MIDDLE	YES
24033801003	UPPER	YES
24033801004	UPPER	YES
24033801005	MIDDLE	YES
24033801006	MIDDLE	YES
24033801105	MODERATE	YES
24033801106	MODERATE	YES
24033801207	MIDDLE	YES
24033801208	MIDDLE	YES

Prince George's, MARYLAND

Census Tract	Tract Income Class	Minority Tract
24033801209	MIDDLE	YES
24033801210	MIDDLE	YES
24033801211	MIDDLE	YES
24033801212	MIDDLE	YES
24033801213	MIDDLE	YES
24033801214	MIDDLE	YES
24033801215	MIDDLE	YES
24033801216	MIDDLE	YES
24033801217	MIDDLE	YES
24033801302	UPPER	YES
24033801305	UPPER	YES
24033801307	UPPER	YES
24033801308	MIDDLE	YES
24033801309	UPPER	YES
24033801310	MIDDLE	YES
24033801311	UPPER	YES
24033801312	MIDDLE	YES
24033801313	MIDDLE	YES
24033801404	MIDDLE	YES
24033801405	MODERATE	YES
24033801406	MODERATE	YES
24033801407	MIDDLE	YES
24033801408	MODERATE	YES
24033801409	MODERATE	YES
24033801410	MIDDLE	YES
24033801411	MIDDLE	YES
24033801500	MODERATE	YES



**Prince George's, MARYLAND**

Census Tract	Tract Income Class	Minority Tract
24033801600	LOW	YES
24033801701	MODERATE	YES
24033801702	MODERATE	YES
24033801704	LOW	YES
24033801707	MODERATE	YES
24033801709	MODERATE	YES
24033801801	LOW	YES
24033801802	MODERATE	YES
24033801807	MODERATE	YES
24033801808	MODERATE	YES
24033801809	MODERATE	YES
24033801901	MIDDLE	YES
24033801904	MODERATE	YES
24033801905	MIDDLE	YES
24033801906	MODERATE	YES
24033801907	MODERATE	YES
24033801908	MODERATE	YES
24033802001	LOW	YES
24033802002	MIDDLE	YES
24033802103	MIDDLE	YES
24033802104	MODERATE	YES
24033802106	LOW	YES
24033802107	LOW	YES
24033802201	MIDDLE	YES
24033802203	MODERATE	YES
24033802204	MODERATE	YES
24033802301	MODERATE	YES

**Prince George's, MARYLAND**

Census Tract	Tract Income Class	Minority Tract
24033802404	LOW	YES
24033802405	MODERATE	YES
24033802406	MODERATE	YES
24033802407	LOW	YES
24033802408	MODERATE	YES
24033802501	LOW	YES
24033802502	MODERATE	YES
24033802600	MODERATE	YES
24033802700	MODERATE	YES
24033802803	MODERATE	YES
24033802804	LOW	YES
24033802805	MODERATE	YES
24033802901	LOW	YES
24033803001	MODERATE	YES
24033803002	MODERATE	YES
24033803100	LOW	YES
24033803200	MODERATE	YES
24033803300	MODERATE	YES
24033803403	LOW	YES
24033803508	MODERATE	YES
24033803509	LOW	YES
24033803512	MIDDLE	YES
24033803513	MIDDLE	YES
24033803514	MIDDLE	YES
24033803516	MIDDLE	YES
24033803519	MIDDLE	YES
24033803520	UPPER	YES

**Prince George's, MARYLAND**

Census Tract	Tract Income Class	Minority Tract
24033803521	MIDDLE	YES
24033803524	MODERATE	YES
24033803525	MODERATE	YES
24033803526	MIDDLE	YES
24033803527	MIDDLE	YES
24033803528	MIDDLE	YES
24033803601	MIDDLE	YES
24033803602	LOW	YES
24033803605	MIDDLE	YES
24033803606	MODERATE	YES
24033803607	MODERATE	YES
24033803608	MODERATE	YES
24033803610	MODERATE	YES
24033803612	MODERATE	YES
24033803613	MODERATE	YES
24033803700	MODERATE	YES
24033803801	MODERATE	YES
24033803803	MODERATE	YES
24033803900	MODERATE	YES
24033804001	LOW	YES
24033804002	MODERATE	YES
24033804101	MODERATE	YES
24033804102	MODERATE	YES
24033804200	MIDDLE	YES
24033804300	LOW	YES
24033804400	MODERATE	YES
24033804600	MODERATE	YES



**Prince George's, MARYLAND**

Census Tract	Tract Income Class	Minority Tract
24033804700	MIDDLE	YES
24033804801	LOW	YES
24033804802	MODERATE	YES
24033804900	MODERATE	YES
24033805000	MODERATE	YES
24033805101	MODERATE	YES
24033805201	LOW	YES
24033805202	LOW	YES
24033805500	LOW	YES
24033805601	LOW	YES
24033805602	LOW	YES
24033805700	MODERATE	YES
24033805801	MODERATE	YES
24033805802	MODERATE	YES
24033805904	MODERATE	YES
24033805906	MODERATE	YES
24033805907	MODERATE	YES
24033805908	MODERATE	YES
24033805909	MODERATE	YES
24033806000	MODERATE	YES
24033806100	MODERATE	YES
24033806400	UPPER	NO
24033806501	MODERATE	YES
24033806601	MODERATE	YES
24033806602	MODERATE	YES
24033806706	MODERATE	YES
24033806708	MODERATE	YES

**Prince George's, MARYLAND**

Census Tract	Tract Income Class	Minority Tract
24033806710	MIDDLE	YES
24033806711	MODERATE	YES
24033806712	MODERATE	YES
24033806713	MODERATE	YES
24033806714	LOW	YES
24033806800	MIDDLE	YES
24033806900	MODERATE	YES
24033807000	MIDDLE	YES
24033807102	MIDDLE	YES
24033807301	MODERATE	YES
24033807304	MIDDLE	YES
24033807305	MODERATE	YES
24033807404	MODERATE	YES
24033807405	MIDDLE	YES
24033807407	MODERATE	YES
24033807408	MIDDLE	YES
24033807409	MODERATE	YES
24033807410	LOW	YES
24033807500	MIDDLE	YES
24033980000	MODERATE	NO

**Prince George's, MARYLAND**

Census Tract	Tract Income Class	Minority Tract
<b>Summary Data: Prince George's</b>		
<b>Number of Census Tracts</b>		214
<b>Number of Minority Tracts</b>		211
<b>Percentage of Minority Tracts</b>		98.60%
<b>Number of Low Income Tracts</b>		27
<b>Percentage of Low Income Tracts</b>		12.62%
<b>Number of Moderate Income Tracts</b>		94
<b>Percentage of Moderate Income Tracts</b>		43.93%
<b>Number of Middle Income Tracts</b>		74
<b>Percentage of Middle Income Tracts</b>		34.58%
<b>Number of Upper Income Tracts</b>		19
<b>Percentage of Upper Income Tracts</b>		8.88%
<b>Number of NA Income Tracts</b>		0
<b>Percentage of NA Income Tracts</b>		0.00%

**Queen Anne's, MARYLAND**

Census Tract	Tract Income Class	Minority Tract
24035810100	MODERATE	NO
24035810200	MODERATE	NO
24035810300	MIDDLE	NO
24035810400	MIDDLE	NO
24035810500	MIDDLE	NO



**Queen Anne's, MARYLAND**

Census Tract	Tract Income Class	Minority Tract
24035810600	UPPER	NO
24035810700	MIDDLE	NO
24035810800	UPPER	NO
24035810901	UPPER	NO
24035810902	MIDDLE	NO
24035811000	MIDDLE	NO
24035990000	NA	NO
24035990100	NA	NO
24035990200	NA	NO

**Summary Data: Queen Anne's**

Number of Census Tracts	14
Number of Minority Tracts	0
Percentage of Minority Tracts	0.00%
Number of Low Income Tracts	0
Percentage of Low Income Tracts	0.00%
Number of Moderate Income Tracts	2
Percentage of Moderate Income Tracts	14.29%
Number of Middle Income Tracts	6
Percentage of Middle Income Tracts	42.86%
Number of Upper Income Tracts	3
Percentage of Upper Income Tracts	21.43%
Number of NA Income Tracts	3
Percentage of NA Income Tracts	21.43%

**Somerset, MARYLAND**

Census Tract	Tract Income Class	Minority Tract
24039930101	LOW	YES
24039930102	MIDDLE	NO
24039930200	MIDDLE	NO
24039930500	MIDDLE	NO
24039930600	MODERATE	NO
24039930800	MODERATE	YES
24039990100	NA	NO

**Summary Data: Somerset**

Number of Census Tracts	7
Number of Minority Tracts	2
Percentage of Minority Tracts	28.57%
Number of Low Income Tracts	1
Percentage of Low Income Tracts	14.29%
Number of Moderate Income Tracts	2
Percentage of Moderate Income Tracts	28.57%
Number of Middle Income Tracts	3
Percentage of Middle Income Tracts	42.86%
Number of Upper Income Tracts	0
Percentage of Upper Income Tracts	0.00%
Number of NA Income Tracts	1
Percentage of NA Income Tracts	14.29%

**St. Mary's, MARYLAND**

Census Tract	Tract Income Class	Minority Tract
24037875000	MIDDLE	NO
24037875100	MIDDLE	NO
24037875201	MIDDLE	NO
24037875202	MIDDLE	NO
24037875300	MIDDLE	NO
24037875400	MIDDLE	NO
24037875501	MIDDLE	NO
24037875502	MIDDLE	NO
24037875601	MIDDLE	NO
24037875602	MIDDLE	NO
24037875700	MIDDLE	NO
24037875803	MIDDLE	NO
24037875903	MODERATE	YES
24037875904	MODERATE	YES
24037875905	MIDDLE	NO
24037875906	MIDDLE	NO
24037876001	MODERATE	YES
24037876003	UPPER	NO
24037876004	MIDDLE	NO
24037876101	MIDDLE	NO
24037876102	UPPER	NO
24037876200	MIDDLE	NO
24037990000	NA	NO



**St. Mary's, MARYLAND**

Census Tract	Tract Income Class	Minority Tract
<b>Summary Data: St. Mary's</b>		
Number of Census Tracts		23
Number of Minority Tracts		3
Percentage of Minority Tracts		13.04%
Number of Low Income Tracts		0
Percentage of Low Income Tracts		0.00%
Number of Moderate Income Tracts		3
Percentage of Moderate Income Tracts		13.04%
Number of Middle Income Tracts		17
Percentage of Middle Income Tracts		73.91%
Number of Upper Income Tracts		2
Percentage of Upper Income Tracts		8.70%
Number of NA Income Tracts		1
Percentage of NA Income Tracts		4.35%

**Talbot, MARYLAND**

Census Tract	Tract Income Class	Minority Tract
24041960100	UPPER	NO
24041960201	UPPER	NO
24041960300	MODERATE	NO
24041960400	MIDDLE	NO
24041960501	UPPER	NO

**Talbot, MARYLAND**

Census Tract	Tract Income Class	Minority Tract
24041960502	MIDDLE	NO
24041960600	UPPER	NO
24041960700	UPPER	NO
24041960800	UPPER	NO
24041960900	MIDDLE	NO
24041990000	NA	NO

**Summary Data: Talbot**

Number of Census Tracts		11
Number of Minority Tracts		0
Percentage of Minority Tracts		0.00%
Number of Low Income Tracts		0
Percentage of Low Income Tracts		0.00%
Number of Moderate Income Tracts		1
Percentage of Moderate Income Tracts		9.09%
Number of Middle Income Tracts		3
Percentage of Middle Income Tracts		27.27%
Number of Upper Income Tracts		6
Percentage of Upper Income Tracts		54.55%
Number of NA Income Tracts		1
Percentage of NA Income Tracts		9.09%

**Washington, MARYLAND**

Census Tract	Tract Income Class	Minority Tract
24043000100	MIDDLE	NO
24043000200	MIDDLE	NO
24043000301	MODERATE	NO
24043000302	MODERATE	NO
24043000400	LOW	YES
24043000500	MODERATE	NO
24043000601	MODERATE	NO
24043000602	MODERATE	NO
24043000700	MODERATE	NO
24043000800	MODERATE	NO
24043000900	MODERATE	NO
24043001001	MODERATE	NO
24043001002	MIDDLE	NO
24043010100	MIDDLE	NO
24043010200	UPPER	NO
24043010300	MIDDLE	NO
24043010401	MIDDLE	NO
24043010402	MIDDLE	NO
24043010600	MIDDLE	NO
24043010700	MODERATE	NO
24043010802	MIDDLE	NO
24043010803	UPPER	NO
24043010901	UPPER	NO
24043010902	MIDDLE	NO
24043011000	NA	YES
24043011100	MIDDLE	NO
24043011202	MIDDLE	NO





**Washington, MARYLAND**

Census Tract	Tract Income Class	Minority Tract
24043011203	MIDDLE	NO
24043011204	UPPER	NO
24043011301	MIDDLE	NO
24043011302	UPPER	NO
24043011400	UPPER	NO
24043011501	UPPER	NO
24043011502	UPPER	NO
24043011600	MIDDLE	NO
24043011700	MIDDLE	NO

**Summary Data: Washington**

Number of Census Tracts	36
Number of Minority Tracts	2
Percentage of Minority Tracts	5.56%
Number of Low Income Tracts	1
Percentage of Low Income Tracts	2.78%
Number of Moderate Income Tracts	10
Percentage of Moderate Income Tracts	27.78%
Number of Middle Income Tracts	16
Percentage of Middle Income Tracts	44.44%
Number of Upper Income Tracts	8
Percentage of Upper Income Tracts	22.22%
Number of NA Income Tracts	1
Percentage of NA Income Tracts	2.78%

**Wicomico, MARYLAND**

Census Tract	Tract Income Class	Minority Tract
24045000100	MIDDLE	YES
24045000200	MIDDLE	NO
24045000300	LOW	YES
24045000400	MIDDLE	NO
24045000500	LOW	YES
24045010101	MIDDLE	NO
24045010102	MIDDLE	NO
24045010200	MODERATE	YES
24045010300	UPPER	NO
24045010400	UPPER	NO
24045010501	MIDDLE	NO
24045010503	NA	YES
24045010504	MODERATE	YES
24045010603	MIDDLE	NO
24045010604	MIDDLE	NO
24045010605	UPPER	NO
24045010606	MIDDLE	NO
24045010701	MIDDLE	NO
24045010703	MIDDLE	NO
24045010704	MIDDLE	NO
24045010800	UPPER	NO

**Wicomico, MARYLAND**


Census Tract	Tract Income Class	Minority Tract
<b>Summary Data: Wicomico</b>		
Number of Census Tracts		21
Number of Minority Tracts		6
Percentage of Minority Tracts		28.57%
Number of Low Income Tracts		2
Percentage of Low Income Tracts		9.52%
Number of Moderate Income Tracts		2
Percentage of Moderate Income Tracts		9.52%
Number of Middle Income Tracts		12
Percentage of Middle Income Tracts		57.14%
Number of Upper Income Tracts		4
Percentage of Upper Income Tracts		19.05%
Number of NA Income Tracts		1
Percentage of NA Income Tracts		4.76%

**Worcester, MARYLAND**

Census Tract	Tract Income Class	Minority Tract
24047950000	MODERATE	NO
24047950100	UPPER	NO
24047950300	MIDDLE	NO
24047950400	UPPER	NO
24047950600	UPPER	NO

Worcester, MARYLAND		
Census Tract	Tract Income Class	Minority Tract
24047950700	MIDDLE	NO
24047950800	UPPER	NO
24047950900	MIDDLE	NO
24047951000	MIDDLE	NO
24047951101	MIDDLE	NO
24047951102	MIDDLE	NO
24047951200	MIDDLE	NO
24047951300	MODERATE	NO
24047951400	MIDDLE	NO
24047951500	MODERATE	YES
24047951700	UPPER	NO
24047980000	NA	NO
24047990000	NA	NO

Worcester, MARYLAND		
Census Tract	Tract Income Class	Minority Tract
<b>Summary Data: Worcester</b>		
<b>Number of Census Tracts</b>		18
<b>Number of Minority Tracts</b>		1
<b>Percentage of Minority Tracts</b>		5.56%
<b>Number of Low Income Tracts</b>		0
<b>Percentage of Low Income Tracts</b>		0.00%
<b>Number of Moderate Income Tracts</b>		3
<b>Percentage of Moderate Income Tracts</b>		16.67%
<b>Number of Middle Income Tracts</b>		8
<b>Percentage of Middle Income Tracts</b>		44.44%
<b>Number of Upper Income Tracts</b>		5
<b>Percentage of Upper Income Tracts</b>		27.78%
<b>Number of NA Income Tracts</b>		2
<b>Percentage of NA Income Tracts</b>		11.11%



<b>Assessment Area Summary Data:</b>	<b>Number of Census Tracts:</b>	1,475
--------------------------------------	---------------------------------	-------

Number of Minority Tracts	Number of Low Income Tracts	Number of Moderate Income Tracts	Number of Middle Income Tracts	Number of Upper Income Tracts	Number of NA Income Tracts
722	132	373	578	360	32

Percentage of Minority Tracts	Percentage of Low Income Tracts	Percentage of Moderate Income Tracts	Percentage of Middle Income Tracts	Percentage of Upper Income Tracts	Percentage of NA Income Tracts
48.95%	8.95%	25.29%	39.19%	24.41%	2.17%

