

GeoDataVision Report D-1 Census Tract Reference Book 2021/2022

Tract Income Classification and Minority Status—Based on Census data released by the FFIEC July, 2021 through April, 2022

Acadia, LOUISIANA

Census Tract	2021		2022		Change in Tract Income Class from 2021 through 2022
	Tract Income Class	Minority Tract	Tract Income Class	Minority Tract	
22001960100	MODERATE	NO			Not Applicable
22001960101			MODERATE	NO	Not Applicable
22001960102			MODERATE	NO	Not Applicable
22001960200	MIDDLE	NO			Not Applicable
22001960201			MIDDLE	NO	Not Applicable
22001960202			UPPER	NO	Not Applicable
22001960300	MIDDLE	NO	MIDDLE	NO	No Change
22001960400	MIDDLE	NO			Not Applicable
22001960401			UPPER	NO	Not Applicable
22001960402			MIDDLE	NO	Not Applicable
22001960403			MIDDLE	NO	Not Applicable
22001960500	MIDDLE	NO			Not Applicable
22001960501			MIDDLE	NO	Not Applicable
22001960502			MIDDLE	NO	Not Applicable
22001960503			MIDDLE	NO	Not Applicable
22001960600	MODERATE	NO			Not Applicable
22001960601			MODERATE	NO	Not Applicable
22001960602			MODERATE	NO	Not Applicable
22001960700	MODERATE	NO	MODERATE	NO	No Change
22001960800	MODERATE	NO			Not Applicable
22001960801			MODERATE	NO	Not Applicable
22001960802			UPPER	NO	Not Applicable
22001960900	LOW	YES			Not Applicable
22001960901			LOW	YES	Not Applicable
22001960902			MODERATE	YES	Not Applicable
22001961000	MODERATE	NO	LOW	NO	MODERATE to LOW

Acadia, LOUISIANA

Census Tract	2021		2022		Change in Tract Income Class from 2021 through 2022
	Tract Income Class	Minority Tract	Tract Income Class	Minority Tract	
22001961100	MIDDLE	NO	MIDDLE	NO	No Change
22001961200	MIDDLE	NO	MODERATE	NO	MIDDLE to MODERATE

Summary Data: Acadia	2021	2022
Number of Census Tracts	12	21
Number of Minority Tracts	1	2
Percentage of Minority Tracts	8.33%	9.52%
Number of Low Income Tracts	1	2
Percentage of Low Income Tracts	8.33%	9.52%
Number of Moderate Income Tracts	5	8
Percentage of Moderate Income Tracts	41.67%	38.10%
Number of Middle Income Tracts	6	8
Percentage of Middle Income Tracts	50.00%	38.10%
Number of Upper Income Tracts	0	3
Percentage of Upper Income Tracts	0.00%	14.29%
Number of NA Income Tracts	0	0
Percentage of NA Income Tracts	0.00%	0.00%

Allen, LOUISIANA

Census Tract	2021		2022		Change in Tract Income Class from 2021 through 2022
	Tract Income Class	Minority Tract	Tract Income Class	Minority Tract	



Allen, LOUISIANA

Census Tract	2021		2022		Change in Tract Income Class from 2021 through 2022
	Tract Income Class	Minority Tract	Tract Income Class	Minority Tract	
22003950100	MIDDLE	NO	UPPER	NO	MIDDLE to UPPER
22003950200	MIDDLE	NO			Not Applicable
22003950201			MIDDLE	NO	Not Applicable
22003950202			NA	YES	Not Applicable
22003950300	MIDDLE	NO	MODERATE	YES	MIDDLE to MODERATE
22003950400	MIDDLE	NO	MIDDLE	NO	No Change
22003950500	UPPER	NO			Not Applicable
22003950501			UPPER	NO	Not Applicable
22003950502			UPPER	YES	Not Applicable

Allen, LOUISIANA

Census Tract	2021		2022		Change in Tract Income Class from 2021 through 2022
	Tract Income Class	Minority Tract	Tract Income Class	Minority Tract	

Summary Data: Allen	2021	2022
Number of Census Tracts	5	7
Number of Minority Tracts	0	3
Percentage of Minority Tracts	0.00%	42.86%
Number of Low Income Tracts	0	0
Percentage of Low Income Tracts	0.00%	0.00%
Number of Moderate Income Tracts	0	1
Percentage of Moderate Income Tracts	0.00%	14.29%
Number of Middle Income Tracts	4	2
Percentage of Middle Income Tracts	80.00%	28.57%
Number of Upper Income Tracts	1	3
Percentage of Upper Income Tracts	20.00%	42.86%
Number of NA Income Tracts	0	1
Percentage of NA Income Tracts	0.00%	14.29%

Ascension, LOUISIANA

Census Tract	2021		2022		Change in Tract Income Class from 2021 through 2022
	Tract Income Class	Minority Tract	Tract Income Class	Minority Tract	
22005030101	MIDDLE	NO			Not Applicable
22005030102	UPPER	NO	MIDDLE	NO	UPPER to MIDDLE
22005030103	MIDDLE	NO			Not Applicable



Ascension, LOUISIANA

Census Tract	2021		2022		Change in Tract Income Class from 2021 through 2022
	Tract Income Class	Minority Tract	Tract Income Class	Minority Tract	
22005030104			MIDDLE	NO	Not Applicable
22005030105			UPPER	NO	Not Applicable
22005030106			UPPER	NO	Not Applicable
22005030107			UPPER	NO	Not Applicable
22005030203	UPPER	NO			Not Applicable
22005030204	UPPER	NO			Not Applicable
22005030205	UPPER	NO			Not Applicable
22005030206	MIDDLE	NO			Not Applicable
22005030207			UPPER	NO	Not Applicable
22005030208			UPPER	NO	Not Applicable
22005030209			MIDDLE	NO	Not Applicable
22005030210			UPPER	NO	Not Applicable
22005030211			UPPER	NO	Not Applicable
22005030212			UPPER	NO	Not Applicable
22005030213			UPPER	NO	Not Applicable
22005030214			MIDDLE	NO	Not Applicable
22005030215			MIDDLE	NO	Not Applicable
22005030300	UPPER	NO			Not Applicable
22005030301			UPPER	NO	Not Applicable
22005030302			UPPER	NO	Not Applicable
22005030303			MIDDLE	NO	Not Applicable
22005030304			UPPER	NO	Not Applicable
22005030401	MIDDLE	NO			Not Applicable
22005030402	MIDDLE	YES			Not Applicable
22005030403			MODERATE	NO	Not Applicable
22005030404			UPPER	YES	Not Applicable
22005030405			MODERATE	YES	Not Applicable

Ascension, LOUISIANA

Census Tract	2021		2022		Change in Tract Income Class from 2021 through 2022
	Tract Income Class	Minority Tract	Tract Income Class	Minority Tract	
22005030406			MODERATE	YES	Not Applicable
22005030500	MIDDLE	NO			Not Applicable
22005030501			UPPER	NO	Not Applicable
22005030502			MIDDLE	NO	Not Applicable
22005030503			MIDDLE	NO	Not Applicable
22005030600	MIDDLE	NO	MIDDLE	NO	No Change
22005030900	MODERATE	YES	MODERATE	YES	No Change
22005031000	MODERATE	YES			Not Applicable
22005031001			MODERATE	YES	Not Applicable
22005031002			NA	YES	Not Applicable



Ascension, LOUISIANA

Census Tract	2021		2022		Change in Tract Income Class from 2021 through 2022
	Tract Income Class	Minority Tract	Tract Income Class	Minority Tract	

Summary Data: Ascension	2021	2022
Number of Census Tracts	14	29
Number of Minority Tracts	3	6
Percentage of Minority Tracts	21.43%	20.69%
Number of Low Income Tracts	0	0
Percentage of Low Income Tracts	0.00%	0.00%
Number of Moderate Income Tracts	2	5
Percentage of Moderate Income Tracts	14.29%	17.24%
Number of Middle Income Tracts	7	9
Percentage of Middle Income Tracts	50.00%	31.03%
Number of Upper Income Tracts	5	14
Percentage of Upper Income Tracts	35.71%	48.28%
Number of NA Income Tracts	0	1
Percentage of NA Income Tracts	0.00%	3.45%

Assumption, LOUISIANA

Census Tract	2021		2022		Change in Tract Income Class from 2021 through 2022
	Tract Income Class	Minority Tract	Tract Income Class	Minority Tract	
22007050100	MODERATE	YES	MODERATE	YES	No Change
22007050200	MIDDLE	NO			Not Applicable
22007050201			MIDDLE	NO	Not Applicable

Assumption, LOUISIANA

Census Tract	2021		2022		Change in Tract Income Class from 2021 through 2022
	Tract Income Class	Minority Tract	Tract Income Class	Minority Tract	
22007050202			UPPER	NO	Not Applicable
22007050300	MIDDLE	NO	MIDDLE	YES	No Change
22007050400	MIDDLE	NO	MIDDLE	NO	No Change
22007050500	MIDDLE	YES	LOW	YES	MIDDLE to LOW
22007050600	MODERATE	NO	MODERATE	NO	No Change

Summary Data: Assumption	2021	2022
Number of Census Tracts	6	7
Number of Minority Tracts	2	3
Percentage of Minority Tracts	33.33%	42.86%
Number of Low Income Tracts	0	1
Percentage of Low Income Tracts	0.00%	14.29%
Number of Moderate Income Tracts	2	2
Percentage of Moderate Income Tracts	33.33%	28.57%
Number of Middle Income Tracts	4	3
Percentage of Middle Income Tracts	66.67%	42.86%
Number of Upper Income Tracts	0	1
Percentage of Upper Income Tracts	0.00%	14.29%
Number of NA Income Tracts	0	0
Percentage of NA Income Tracts	0.00%	0.00%



Avoyelles, LOUISIANA

Census Tract	2021		2022		Change in Tract Income Class from 2021 through 2022
	Tract Income Class	Minority Tract	Tract Income Class	Minority Tract	
22009030100	MIDDLE	NO	MIDDLE	NO	No Change
22009030200	MIDDLE	NO	MODERATE	NO	MIDDLE to MODERATE
22009030300	MIDDLE	NO	MIDDLE	NO	No Change
22009030400	MODERATE	NO			Not Applicable
22009030401			MIDDLE	NO	Not Applicable
22009030402			MODERATE	YES	Not Applicable
22009030500	MIDDLE	NO			Not Applicable
22009030501			UPPER	NO	Not Applicable
22009030502			LOW	NO	Not Applicable
22009030600	MODERATE	YES	MODERATE	YES	No Change
22009030700	MODERATE	NO			Not Applicable
22009030701			MIDDLE	YES	Not Applicable
22009030702			MIDDLE	NO	Not Applicable
22009030800	MIDDLE	NO	UPPER	NO	MIDDLE to UPPER
22009030900	MIDDLE	NO	MIDDLE	NO	No Change

Avoyelles, LOUISIANA

Census Tract	2021		2022		Change in Tract Income Class from 2021 through 2022
	Tract Income Class	Minority Tract	Tract Income Class	Minority Tract	

Summary Data: Avoyelles	2021	2022
Number of Census Tracts	9	12
Number of Minority Tracts	1	3
Percentage of Minority Tracts	11.11%	25.00%
Number of Low Income Tracts	0	1
Percentage of Low Income Tracts	0.00%	8.33%
Number of Moderate Income Tracts	3	3
Percentage of Moderate Income Tracts	33.33%	25.00%
Number of Middle Income Tracts	6	6
Percentage of Middle Income Tracts	66.67%	50.00%
Number of Upper Income Tracts	0	2
Percentage of Upper Income Tracts	0.00%	16.67%
Number of NA Income Tracts	0	0
Percentage of NA Income Tracts	0.00%	0.00%

Beauregard, LOUISIANA

Census Tract	2021		2022		Change in Tract Income Class from 2021 through 2022
	Tract Income Class	Minority Tract	Tract Income Class	Minority Tract	
22011960100	MIDDLE	NO			Not Applicable
22011960101			UPPER	NO	Not Applicable
22011960102			MIDDLE	NO	Not Applicable



Beauregard, LOUISIANA

Census Tract	2021		2022		Change in Tract Income Class from 2021 through 2022
	Tract Income Class	Minority Tract	Tract Income Class	Minority Tract	
22011960200	UPPER	NO	UPPER	NO	No Change
22011960300	MIDDLE	YES	MIDDLE	NO	No Change
22011960400	MIDDLE	NO	UPPER	NO	MIDDLE to UPPER
22011960500	UPPER	NO	UPPER	NO	No Change
22011960600	UPPER	NO	UPPER	NO	No Change
22011960700	UPPER	NO			Not Applicable
22011960701			UPPER	NO	Not Applicable
22011960702			MIDDLE	NO	Not Applicable

Beauregard, LOUISIANA

Census Tract	2021		2022		Change in Tract Income Class from 2021 through 2022
	Tract Income Class	Minority Tract	Tract Income Class	Minority Tract	

Summary Data: Beauregard	2021	2022
Number of Census Tracts	7	9
Number of Minority Tracts	1	0
Percentage of Minority Tracts	14.29%	0.00%
Number of Low Income Tracts	0	0
Percentage of Low Income Tracts	0.00%	0.00%
Number of Moderate Income Tracts	0	0
Percentage of Moderate Income Tracts	0.00%	0.00%
Number of Middle Income Tracts	3	3
Percentage of Middle Income Tracts	42.86%	33.33%
Number of Upper Income Tracts	4	6
Percentage of Upper Income Tracts	57.14%	66.67%
Number of NA Income Tracts	0	0
Percentage of NA Income Tracts	0.00%	0.00%

Bienville, LOUISIANA

Census Tract	2021		2022		Change in Tract Income Class from 2021 through 2022
	Tract Income Class	Minority Tract	Tract Income Class	Minority Tract	
22013970100	MODERATE	YES	MODERATE	YES	No Change
22013970200	MODERATE	YES	MODERATE	YES	No Change
22013970300	MIDDLE	NO	MODERATE	NO	MIDDLE to MODERATE



Bienville, LOUISIANA

Census Tract	2021		2022		Change in Tract Income Class from 2021 through 2022
	Tract Income Class	Minority Tract	Tract Income Class	Minority Tract	
22013970400	MIDDLE	NO	UPPER	NO	MIDDLE to UPPER
22013970500	MIDDLE	NO	UPPER	NO	MIDDLE to UPPER

Summary Data: Bienville	2021	2022
Number of Census Tracts	5	5
Number of Minority Tracts	2	2
Percentage of Minority Tracts	40.00%	40.00%
Number of Low Income Tracts	0	0
Percentage of Low Income Tracts	0.00%	0.00%
Number of Moderate Income Tracts	2	3
Percentage of Moderate Income Tracts	40.00%	60.00%
Number of Middle Income Tracts	3	0
Percentage of Middle Income Tracts	60.00%	0.00%
Number of Upper Income Tracts	0	2
Percentage of Upper Income Tracts	0.00%	40.00%
Number of NA Income Tracts	0	0
Percentage of NA Income Tracts	0.00%	0.00%

Bossier, LOUISIANA

Census Tract	2021		2022		Change in Tract Income Class from 2021 through 2022
	Tract Income Class	Minority Tract	Tract Income Class	Minority Tract	
22015010400	LOW	YES	LOW	YES	No Change

Bossier, LOUISIANA

Census Tract	2021		2022		Change in Tract Income Class from 2021 through 2022
	Tract Income Class	Minority Tract	Tract Income Class	Minority Tract	
22015010500	MIDDLE	NO	MIDDLE	YES	No Change
22015010601	MODERATE	YES	MODERATE	YES	No Change
22015010602	MODERATE	NO	MODERATE	YES	No Change
22015010701	MODERATE	YES	MODERATE	YES	No Change
22015010702	MODERATE	YES	MODERATE	YES	No Change
22015010801	MODERATE	YES	MIDDLE	YES	MODERATE to MIDDLE
22015010804	UPPER	NO			Not Applicable
22015010805	MIDDLE	NO	UPPER	YES	MIDDLE to UPPER
22015010806	MIDDLE	NO	UPPER	NO	MIDDLE to UPPER
22015010807			UPPER	NO	Not Applicable
22015010808			MIDDLE	NO	Not Applicable
22015010900	MIDDLE	NO	MIDDLE	NO	No Change
22015011001	MIDDLE	NO			Not Applicable
22015011002	UPPER	NO	UPPER	NO	No Change
22015011003			MIDDLE	NO	Not Applicable
22015011004			MIDDLE	NO	Not Applicable
22015011103	UPPER	NO			Not Applicable
22015011105	UPPER	NO			Not Applicable
22015011106	MIDDLE	NO			Not Applicable
22015011107	MIDDLE	YES	UPPER	NO	MIDDLE to UPPER
22015011108	UPPER	NO			Not Applicable
22015011109	UPPER	NO			Not Applicable
22015011110	UPPER	NO			Not Applicable
22015011111			MIDDLE	NO	Not Applicable
22015011112			MIDDLE	NO	Not Applicable
22015011113			UPPER	NO	Not Applicable
22015011114			MIDDLE	NO	Not Applicable



Bossier, LOUISIANA

Census Tract	2021		2022		Change in Tract Income Class from 2021 through 2022
	Tract Income Class	Minority Tract	Tract Income Class	Minority Tract	
22015011115			MIDDLE	NO	Not Applicable
22015011116			UPPER	NO	Not Applicable
22015011117			UPPER	NO	Not Applicable
22015011118			LOW	NO	Not Applicable
22015011119			UPPER	NO	Not Applicable
22015011120			UPPER	NO	Not Applicable
22015011121			MIDDLE	NO	Not Applicable
22015011122			UPPER	NO	Not Applicable
22015011123			UPPER	NO	Not Applicable
22015011124			UPPER	NO	Not Applicable
22015011200	MIDDLE	NO			Not Applicable
22015011201			MODERATE	NO	Not Applicable
22015011202			MIDDLE	NO	Not Applicable
22015011300	LOW	YES	LOW	YES	No Change

Bossier, LOUISIANA

Census Tract	2021		2022		Change in Tract Income Class from 2021 through 2022
	Tract Income Class	Minority Tract	Tract Income Class	Minority Tract	
Summary Data: Bossier			2021	2022	
Number of Census Tracts			22	33	
Number of Minority Tracts			7	9	
Percentage of Minority Tracts			31.82%	27.27%	
Number of Low Income Tracts			2	3	
Percentage of Low Income Tracts			9.09%	9.09%	
Number of Moderate Income Tracts			5	5	
Percentage of Moderate Income Tracts			22.73%	15.15%	
Number of Middle Income Tracts			8	12	
Percentage of Middle Income Tracts			36.36%	36.36%	
Number of Upper Income Tracts			7	13	
Percentage of Upper Income Tracts			31.82%	39.39%	
Number of NA Income Tracts			0	0	
Percentage of NA Income Tracts			0.00%	0.00%	

Caddo, LOUISIANA

Census Tract	2021		2022		Change in Tract Income Class from 2021 through 2022
	Tract Income Class	Minority Tract	Tract Income Class	Minority Tract	
22017020500	MODERATE	YES	MODERATE	YES	No Change
22017020600	MODERATE	YES	MODERATE	YES	No Change
22017020700	MODERATE	YES	NA	YES	MODERATE to NA



GeoDataVision Report D-1 Census Tract Reference Book 2021/2022: LOUISIANA

Caddo, LOUISIANA

Census Tract	2021		2022		Change in Tract Income Class from 2021 through 2022
	Tract Income Class	Minority Tract	Tract Income Class	Minority Tract	
22017021000	MODERATE	NO	MIDDLE	NO	MODERATE to MIDDLE
22017021100	MODERATE	YES	MODERATE	YES	No Change
22017021200	MIDDLE	NO	MODERATE	NO	MIDDLE to MODERATE
22017021300	LOW	YES	MODERATE	YES	LOW to MODERATE
22017021400	MIDDLE	NO	MIDDLE	YES	No Change
22017021500	MIDDLE	NO	MIDDLE	NO	No Change
22017021600	MIDDLE	NO	UPPER	NO	MIDDLE to UPPER
22017021700	MODERATE	YES	MODERATE	YES	No Change
22017021800	LOW	YES	MODERATE	YES	LOW to MODERATE
22017021900	MODERATE	YES	MODERATE	YES	No Change
22017022000	MODERATE	YES	MODERATE	YES	No Change
22017022100	MODERATE	YES			Not Applicable
22017022101			MODERATE	YES	Not Applicable
22017022102			NA	YES	Not Applicable
22017022200	LOW	YES	MIDDLE	YES	LOW to MIDDLE
22017022300	LOW	YES	LOW	YES	No Change
22017022400	LOW	YES	LOW	YES	No Change
22017022500	MODERATE	YES	MODERATE	YES	No Change
22017022600	UPPER	NO	UPPER	NO	No Change
22017022700	UPPER	NO	UPPER	NO	No Change
22017022800	UPPER	NO	MIDDLE	NO	UPPER to MIDDLE
22017022900	UPPER	NO	MIDDLE	NO	UPPER to MIDDLE
22017023000	UPPER	NO	UPPER	NO	No Change
22017023100	UPPER	NO	UPPER	NO	No Change
22017023200	MODERATE	YES	MODERATE	YES	No Change
22017023300	LOW	YES	LOW	YES	No Change
22017023400	MODERATE	YES			Not Applicable

Caddo, LOUISIANA

Census Tract	2021		2022		Change in Tract Income Class from 2021 through 2022
	Tract Income Class	Minority Tract	Tract Income Class	Minority Tract	
22017023401			MODERATE	YES	Not Applicable
22017023402			MODERATE	YES	Not Applicable
22017023500	LOW	YES	LOW	YES	No Change
22017023600	LOW	YES	MODERATE	YES	LOW to MODERATE
22017023700	LOW	YES			Not Applicable
22017023701			MODERATE	YES	Not Applicable
22017023702			MODERATE	YES	Not Applicable
22017023800	MIDDLE	YES			Not Applicable
22017023801			UPPER	YES	Not Applicable
22017023802			NA	YES	Not Applicable
22017023901	UPPER	NO			Not Applicable
22017023903	MIDDLE	NO	MIDDLE	NO	No Change
22017023904	MIDDLE	NO	UPPER	NO	MIDDLE to UPPER
22017023905	UPPER	NO	UPPER	NO	No Change
22017023906			MIDDLE	NO	Not Applicable
22017023907			UPPER	NO	Not Applicable
22017024000	UPPER	NO			Not Applicable
22017024001			UPPER	NO	Not Applicable
22017024002			UPPER	NO	Not Applicable
22017024102	MIDDLE	NO	MIDDLE	NO	No Change
22017024104	MODERATE	YES	MODERATE	YES	No Change
22017024106	MIDDLE	YES			Not Applicable
22017024107	MIDDLE	YES	MODERATE	YES	MIDDLE to MODERATE
22017024108	UPPER	NO	UPPER	YES	No Change
22017024109	MIDDLE	NO	MIDDLE	YES	No Change
22017024110			MODERATE	YES	Not Applicable
22017024111			MIDDLE	YES	Not Applicable



Tracts with empty cells are new or discontinued tracts

Caddo, LOUISIANA

Census Tract	2021		2022		Change in Tract Income Class from 2021 through 2022
	Tract Income Class	Minority Tract	Tract Income Class	Minority Tract	
22017024201	MIDDLE	YES	UPPER	YES	MIDDLE to UPPER
22017024202	UPPER	NO			Not Applicable
22017024203	MIDDLE	NO			Not Applicable
22017024204			MIDDLE	NO	Not Applicable
22017024205			NA	NO	Not Applicable
22017024206			MIDDLE	NO	Not Applicable
22017024207			MIDDLE	NO	Not Applicable
22017024301	UPPER	YES			Not Applicable
22017024303	MODERATE	YES	MODERATE	YES	No Change
22017024304	MIDDLE	NO	UPPER	NO	MIDDLE to UPPER
22017024305			MODERATE	YES	Not Applicable
22017024306			MIDDLE	YES	Not Applicable
22017024400	UPPER	YES	UPPER	YES	No Change
22017024503	MIDDLE	NO	MIDDLE	YES	No Change
22017024504	MIDDLE	NO	MIDDLE	NO	No Change
22017024601	LOW	YES	LOW	YES	No Change
22017024602	LOW	YES	MODERATE	YES	LOW to MODERATE
22017024700	UPPER	NO	UPPER	NO	No Change
22017024800	MIDDLE	NO	MIDDLE	NO	No Change
22017024900	MIDDLE	NO	MIDDLE	NO	No Change
22017025000	MODERATE	NO	LOW	NO	MODERATE to LOW
22017025100	MODERATE	NO	MIDDLE	NO	MODERATE to MIDDLE
22017025200	LOW	YES	MODERATE	YES	LOW to MODERATE
22017025300	LOW	YES	NA	YES	LOW to NA
22017025405	UPPER	NO	UPPER	NO	No Change
22017025406	MIDDLE	NO	UPPER	NO	MIDDLE to UPPER
22017980000	NA	NO	NA	NO	No Change

Caddo, LOUISIANA

Census Tract	2021		2022		Change in Tract Income Class from 2021 through 2022
	Tract Income Class	Minority Tract	Tract Income Class	Minority Tract	

Summary Data: Caddo	2021	2022
Number of Census Tracts	64	74
Number of Minority Tracts	32	42
Percentage of Minority Tracts	50.00%	56.76%
Number of Low Income Tracts	13	6
Percentage of Low Income Tracts	20.31%	8.11%
Number of Moderate Income Tracts	16	24
Percentage of Moderate Income Tracts	25.00%	32.43%
Number of Middle Income Tracts	19	20
Percentage of Middle Income Tracts	29.69%	27.03%
Number of Upper Income Tracts	15	18
Percentage of Upper Income Tracts	23.44%	24.32%
Number of NA Income Tracts	1	6
Percentage of NA Income Tracts	1.56%	8.11%

Calcasieu, LOUISIANA

Census Tract	2021		2022		Change in Tract Income Class from 2021 through 2022
	Tract Income Class	Minority Tract	Tract Income Class	Minority Tract	
22019000100	MODERATE	NO	MODERATE	NO	No Change
22019000200	MODERATE	YES	LOW	YES	MODERATE to LOW
22019000300	LOW	YES	LOW	YES	No Change



GeoDataVision Report D-1 Census Tract Reference Book 2021/2022: LOUISIANA

Calcasieu, LOUISIANA

Census Tract	2021		2022		Change in Tract Income Class from 2021 through 2022
	Tract Income Class	Minority Tract	Tract Income Class	Minority Tract	
22019000400	LOW	YES	LOW	YES	No Change
22019000500	UPPER	NO	UPPER	NO	No Change
22019000600	MODERATE	YES			Not Applicable
22019000601			MIDDLE	YES	Not Applicable
22019000602			LOW	YES	Not Applicable
22019000700	MODERATE	YES	MIDDLE	YES	MODERATE to MIDDLE
22019000800	LOW	NO	MODERATE	YES	LOW to MODERATE
22019000900	MIDDLE	YES	MIDDLE	YES	No Change
22019001000	UPPER	NO	UPPER	NO	No Change
22019001100	MODERATE	NO	MODERATE	YES	No Change
22019001201	MODERATE	YES	MIDDLE	YES	MODERATE to MIDDLE
22019001202	LOW	YES	LOW	YES	No Change
22019001300	UPPER	NO			Not Applicable
22019001301			MIDDLE	NO	Not Applicable
22019001302			MIDDLE	NO	Not Applicable
22019001400	MODERATE	YES			Not Applicable
22019001401			LOW	YES	Not Applicable
22019001402			UPPER	YES	Not Applicable
22019001500	MODERATE	YES	LOW	YES	MODERATE to LOW
22019001600	MODERATE	YES	LOW	YES	MODERATE to LOW
22019001700	MIDDLE	NO	MIDDLE	NO	No Change
22019001801	UPPER	NO			Not Applicable
22019001802			UPPER	NO	Not Applicable
22019001803			UPPER	NO	Not Applicable
22019001901	UPPER	NO	UPPER	NO	No Change
22019001903	UPPER	NO			Not Applicable
22019001904	UPPER	NO			Not Applicable

Calcasieu, LOUISIANA

Census Tract	2021		2022		Change in Tract Income Class from 2021 through 2022
	Tract Income Class	Minority Tract	Tract Income Class	Minority Tract	
22019001905			MIDDLE	NO	Not Applicable
22019001906			UPPER	NO	Not Applicable
22019001907			MIDDLE	NO	Not Applicable
22019001908			UPPER	NO	Not Applicable
22019002000	MIDDLE	NO			Not Applicable
22019002001			MIDDLE	NO	Not Applicable
22019002002			MIDDLE	NO	Not Applicable
22019002100	MODERATE	NO	MIDDLE	NO	MODERATE to MIDDLE
22019002201	UPPER	NO			Not Applicable
22019002203	MIDDLE	NO			Not Applicable
22019002204	MIDDLE	NO	UPPER	NO	MIDDLE to UPPER
22019002205			UPPER	NO	Not Applicable
22019002206			UPPER	NO	Not Applicable
22019002207			UPPER	NO	Not Applicable
22019002208			MIDDLE	NO	Not Applicable
22019002300	MIDDLE	NO	UPPER	NO	MIDDLE to UPPER
22019002400	MODERATE	NO			Not Applicable
22019002401			UPPER	NO	Not Applicable
22019002402			MIDDLE	NO	Not Applicable
22019002500	UPPER	NO	MODERATE	NO	UPPER to MODERATE
22019002600	MIDDLE	NO	MIDDLE	NO	No Change
22019002700	MIDDLE	NO			Not Applicable
22019002701			MODERATE	NO	Not Applicable
22019002702			MIDDLE	NO	Not Applicable
22019002800	MODERATE	NO	MODERATE	NO	No Change
22019002900	MIDDLE	NO	MIDDLE	NO	No Change
22019003000	MIDDLE	NO	MIDDLE	NO	No Change



Calcasieu, LOUISIANA

Census Tract	2021		2022		Change in Tract Income Class from 2021 through 2022
	Tract Income Class	Minority Tract	Tract Income Class	Minority Tract	
22019003101	UPPER	NO	MIDDLE	NO	UPPER to MIDDLE
22019003102	UPPER	NO	UPPER	NO	No Change
22019003200	MIDDLE	NO	MIDDLE	NO	No Change
22019003300	MIDDLE	NO	UPPER	NO	MIDDLE to UPPER
22019003400	UPPER	NO	UPPER	NO	No Change
22019003500	MIDDLE	NO	MODERATE	NO	MIDDLE to MODERATE
22019003600	MIDDLE	NO			Not Applicable
22019003601			MODERATE	NO	Not Applicable
22019003602			MODERATE	NO	Not Applicable
22019980000	NA	NO	NA	NO	No Change
22019980100	NA	NO	NA	NO	No Change

Calcasieu, LOUISIANA

Census Tract	2021		2022		Change in Tract Income Class from 2021 through 2022
	Tract Income Class	Minority Tract	Tract Income Class	Minority Tract	

Summary Data: Calcasieu	2021	2022
Number of Census Tracts	44	56
Number of Minority Tracts	11	15
Percentage of Minority Tracts	25.00%	26.79%
Number of Low Income Tracts	4	8
Percentage of Low Income Tracts	9.09%	14.29%
Number of Moderate Income Tracts	12	9
Percentage of Moderate Income Tracts	27.27%	16.07%
Number of Middle Income Tracts	14	20
Percentage of Middle Income Tracts	31.82%	35.71%
Number of Upper Income Tracts	12	17
Percentage of Upper Income Tracts	27.27%	30.36%
Number of NA Income Tracts	2	2
Percentage of NA Income Tracts	4.55%	3.57%

Caldwell, LOUISIANA

Census Tract	2021		2022		Change in Tract Income Class from 2021 through 2022
	Tract Income Class	Minority Tract	Tract Income Class	Minority Tract	
22021000100	MIDDLE	NO	MIDDLE	NO	No Change
22021000200	MIDDLE	NO	MIDDLE	NO	No Change
22021000300	MIDDLE	NO	UPPER	NO	MIDDLE to UPPER



Caldwell, LOUISIANA

Census Tract	2021		2022		Change in Tract Income Class from 2021 through 2022
	Tract Income Class	Minority Tract	Tract Income Class	Minority Tract	

Summary Data: Caldwell	2021	2022
Number of Census Tracts	3	3
Number of Minority Tracts	0	0
Percentage of Minority Tracts	0.00%	0.00%
Number of Low Income Tracts	0	0
Percentage of Low Income Tracts	0.00%	0.00%
Number of Moderate Income Tracts	0	0
Percentage of Moderate Income Tracts	0.00%	0.00%
Number of Middle Income Tracts	3	2
Percentage of Middle Income Tracts	100.00%	66.67%
Number of Upper Income Tracts	0	1
Percentage of Upper Income Tracts	0.00%	33.33%
Number of NA Income Tracts	0	0
Percentage of NA Income Tracts	0.00%	0.00%

Cameron, LOUISIANA

Census Tract	2021		2022		Change in Tract Income Class from 2021 through 2022
	Tract Income Class	Minority Tract	Tract Income Class	Minority Tract	
22023970100	UPPER	NO			Not Applicable
22023970101			MIDDLE	NO	Not Applicable
22023970102			MIDDLE	NO	Not Applicable

Cameron, LOUISIANA

Census Tract	2021		2022		Change in Tract Income Class from 2021 through 2022
	Tract Income Class	Minority Tract	Tract Income Class	Minority Tract	
22023970201	UPPER	NO			Not Applicable
22023970202			NA	NO	Not Applicable
22023970203			MIDDLE	NO	Not Applicable
22023990000	NA	NO	NA	NO	No Change

Summary Data: Cameron	2021	2022
Number of Census Tracts	3	5
Number of Minority Tracts	0	0
Percentage of Minority Tracts	0.00%	0.00%
Number of Low Income Tracts	0	0
Percentage of Low Income Tracts	0.00%	0.00%
Number of Moderate Income Tracts	0	0
Percentage of Moderate Income Tracts	0.00%	0.00%
Number of Middle Income Tracts	0	3
Percentage of Middle Income Tracts	0.00%	60.00%
Number of Upper Income Tracts	2	0
Percentage of Upper Income Tracts	66.67%	0.00%
Number of NA Income Tracts	1	2
Percentage of NA Income Tracts	33.33%	40.00%



Catahoula, LOUISIANA					
Census Tract	2021		2022		Change in Tract Income Class from 2021 through 2022
	Tract Income Class	Minority Tract	Tract Income Class	Minority Tract	
22025000100	UPPER	NO	MIDDLE	NO	UPPER to MIDDLE
22025000200	MODERATE	YES	MIDDLE	YES	MODERATE to MIDDLE
22025000300	MIDDLE	NO	MIDDLE	NO	No Change

Summary Data: Catahoula	2021	2022
Number of Census Tracts	3	3
Number of Minority Tracts	1	1
Percentage of Minority Tracts	33.33%	33.33%
Number of Low Income Tracts	0	0
Percentage of Low Income Tracts	0.00%	0.00%
Number of Moderate Income Tracts	1	0
Percentage of Moderate Income Tracts	33.33%	0.00%
Number of Middle Income Tracts	1	3
Percentage of Middle Income Tracts	33.33%	100.00%
Number of Upper Income Tracts	1	0
Percentage of Upper Income Tracts	33.33%	0.00%
Number of NA Income Tracts	0	0
Percentage of NA Income Tracts	0.00%	0.00%

Claiborne, LOUISIANA					
Census Tract	2021		2022		Change in Tract Income Class from 2021 through 2022
	Tract Income Class	Minority Tract	Tract Income Class	Minority Tract	

Claiborne, LOUISIANA					
Census Tract	2021		2022		Change in Tract Income Class from 2021 through 2022
	Tract Income Class	Minority Tract	Tract Income Class	Minority Tract	
22027950100	MIDDLE	NO	MODERATE	NO	MIDDLE to MODERATE
22027950200	MIDDLE	YES			Not Applicable
22027950201			UPPER	NO	Not Applicable
22027950202			MIDDLE	NO	Not Applicable
22027950300	MIDDLE	YES	MODERATE	YES	MIDDLE to MODERATE
22027950400	MODERATE	YES	MODERATE	YES	No Change
22027950500	MIDDLE	NO	MIDDLE	NO	No Change

Summary Data: Claiborne	2021	2022
Number of Census Tracts	5	6
Number of Minority Tracts	3	2
Percentage of Minority Tracts	60.00%	33.33%
Number of Low Income Tracts	0	0
Percentage of Low Income Tracts	0.00%	0.00%
Number of Moderate Income Tracts	1	3
Percentage of Moderate Income Tracts	20.00%	50.00%
Number of Middle Income Tracts	4	2
Percentage of Middle Income Tracts	80.00%	33.33%
Number of Upper Income Tracts	0	1
Percentage of Upper Income Tracts	0.00%	16.67%
Number of NA Income Tracts	0	0
Percentage of NA Income Tracts	0.00%	0.00%



Concordia, LOUISIANA

Census Tract	2021		2022		Change in Tract Income Class from 2021 through 2022
	Tract Income Class	Minority Tract	Tract Income Class	Minority Tract	
22029000100	MIDDLE	NO	UPPER	NO	MIDDLE to UPPER
22029000200	LOW	YES			Not Applicable
22029000201			MODERATE	YES	Not Applicable
22029000202			MODERATE	YES	Not Applicable
22029000300	MIDDLE	NO	MIDDLE	NO	No Change
22029000400	MIDDLE	NO	MIDDLE	NO	No Change
22029000500	UPPER	NO	MIDDLE	NO	UPPER to MIDDLE

Summary Data: Concordia	2021	2022
Number of Census Tracts	5	6
Number of Minority Tracts	1	2
Percentage of Minority Tracts	20.00%	33.33%
Number of Low Income Tracts	1	0
Percentage of Low Income Tracts	20.00%	0.00%
Number of Moderate Income Tracts	0	2
Percentage of Moderate Income Tracts	0.00%	33.33%
Number of Middle Income Tracts	3	3
Percentage of Middle Income Tracts	60.00%	50.00%
Number of Upper Income Tracts	1	1
Percentage of Upper Income Tracts	20.00%	16.67%
Number of NA Income Tracts	0	0
Percentage of NA Income Tracts	0.00%	0.00%

De Soto, LOUISIANA

Census Tract	2021		2022		Change in Tract Income Class from 2021 through 2022
	Tract Income Class	Minority Tract	Tract Income Class	Minority Tract	
22031950100	MIDDLE	NO			Not Applicable
22031950101			MIDDLE	NO	Not Applicable
22031950102			MIDDLE	NO	Not Applicable
22031950103			UPPER	NO	Not Applicable
22031950200	MIDDLE	NO	MIDDLE	NO	No Change
22031950300	MODERATE	NO	MODERATE	NO	No Change
22031950400	MODERATE	YES	MODERATE	YES	No Change
22031950500	MODERATE	YES	MODERATE	YES	No Change
22031950600	MODERATE	YES	MODERATE	YES	No Change
22031950700	MIDDLE	NO	MIDDLE	NO	No Change



De Soto, LOUISIANA

Census Tract	2021		2022		Change in Tract Income Class from 2021 through 2022
	Tract Income Class	Minority Tract	Tract Income Class	Minority Tract	


Summary Data: De Soto	2021	2022
Number of Census Tracts	7	9
Number of Minority Tracts	3	3
Percentage of Minority Tracts	42.86%	33.33%
Number of Low Income Tracts	0	0
Percentage of Low Income Tracts	0.00%	0.00%
Number of Moderate Income Tracts	4	4
Percentage of Moderate Income Tracts	57.14%	44.44%
Number of Middle Income Tracts	3	4
Percentage of Middle Income Tracts	42.86%	44.44%
Number of Upper Income Tracts	0	1
Percentage of Upper Income Tracts	0.00%	11.11%
Number of NA Income Tracts	0	0
Percentage of NA Income Tracts	0.00%	0.00%

East Baton Rouge, LOUISIANA

Census Tract	2021		2022		Change in Tract Income Class from 2021 through 2022
	Tract Income Class	Minority Tract	Tract Income Class	Minority Tract	
22033000100	LOW	YES	LOW	YES	No Change
22033000200	LOW	YES	LOW	YES	No Change
22033000300	LOW	YES	MODERATE	YES	LOW to MODERATE

East Baton Rouge, LOUISIANA

Census Tract	2021		2022		Change in Tract Income Class from 2021 through 2022
	Tract Income Class	Minority Tract	Tract Income Class	Minority Tract	
22033000400	MODERATE	YES	LOW	YES	MODERATE to LOW
22033000500	LOW	YES	LOW	YES	No Change
22033000601	LOW	YES	LOW	YES	No Change
22033000602	MODERATE	YES	LOW	YES	MODERATE to LOW
22033000701	MODERATE	YES	LOW	YES	MODERATE to LOW
22033000702	LOW	YES	LOW	YES	No Change
22033000900	MODERATE	YES	LOW	YES	MODERATE to LOW
22033001000	LOW	YES	MODERATE	YES	LOW to MODERATE
22033001102	MODERATE	YES	LOW	YES	MODERATE to LOW
22033001103	LOW	YES	MODERATE	YES	LOW to MODERATE
22033001104	LOW	YES	LOW	YES	No Change
22033001600	MIDDLE	NO	UPPER	YES	MIDDLE to UPPER
22033001700	UPPER	NO	UPPER	NO	No Change
22033001800	MIDDLE	NO	MIDDLE	NO	No Change
22033001900	UPPER	NO	UPPER	NO	No Change
22033002000	UPPER	NO	UPPER	NO	No Change
22033002200	MODERATE	YES	LOW	YES	MODERATE to LOW
22033002300	UPPER	NO	UPPER	NO	No Change
22033002400	LOW	YES	MODERATE	YES	LOW to MODERATE
22033002500	MODERATE	YES	MODERATE	YES	No Change
22033002601	UPPER	NO	UPPER	NO	No Change
22033002602	UPPER	NO	UPPER	NO	No Change
22033002700	MIDDLE	YES	MIDDLE	YES	No Change
22033002801	LOW	YES	NA	NO	LOW to NA
22033002802	MIDDLE	NO	LOW	NO	MIDDLE to LOW
22033003000	LOW	YES	MODERATE	YES	LOW to MODERATE
22033003101	LOW	YES			Not Applicable



East Baton Rouge, LOUISIANA

Census Tract	2021		2022		Change in Tract Income Class from 2021 through 2022
	Tract Income Class	Minority Tract	Tract Income Class	Minority Tract	
22033003103	LOW	YES			Not Applicable
22033003104			LOW	YES	Not Applicable
22033003201	MODERATE	YES	MODERATE	YES	No Change
22033003202	MIDDLE	YES	MODERATE	YES	MIDDLE to MODERATE
22033003300	MODERATE	YES	MIDDLE	YES	MODERATE to MIDDLE
22033003400	MODERATE	YES	MODERATE	YES	No Change
22033003501	MODERATE	YES	NA	YES	MODERATE to NA
22033003504	MODERATE	YES	LOW	YES	MODERATE to LOW
22033003505	MODERATE	YES	MODERATE	YES	No Change
22033003506	MIDDLE	YES	MODERATE	YES	MIDDLE to MODERATE
22033003507	MIDDLE	YES	MIDDLE	YES	No Change
22033003601	MIDDLE	YES	MODERATE	YES	MIDDLE to MODERATE
22033003603	MODERATE	YES	LOW	YES	MODERATE to LOW
22033003604	MODERATE	YES	MODERATE	YES	No Change
22033003701	MIDDLE	NO	MIDDLE	NO	No Change
22033003702	MIDDLE	NO	MIDDLE	YES	No Change
22033003703	UPPER	NO	MIDDLE	YES	UPPER to MIDDLE
22033003801	UPPER	NO			Not Applicable
22033003802	MODERATE	NO			Not Applicable
22033003804	UPPER	NO	UPPER	NO	No Change
22033003805	UPPER	NO			Not Applicable
22033003806			MIDDLE	YES	Not Applicable
22033003807			UPPER	NO	Not Applicable
22033003808			UPPER	NO	Not Applicable
22033003809			MIDDLE	NO	Not Applicable
22033003810			MODERATE	NO	Not Applicable
22033003811			UPPER	NO	Not Applicable

East Baton Rouge, LOUISIANA

Census Tract	2021		2022		Change in Tract Income Class from 2021 through 2022
	Tract Income Class	Minority Tract	Tract Income Class	Minority Tract	
22033003904	MODERATE	YES			Not Applicable
22033003906	UPPER	NO			Not Applicable
22033003907	UPPER	NO	MIDDLE	YES	UPPER to MIDDLE
22033003908	UPPER	NO	UPPER	NO	No Change
22033003909	MODERATE	YES	MIDDLE	YES	MODERATE to MIDDLE
22033003910	MODERATE	YES	LOW	YES	MODERATE to LOW
22033003911			MODERATE	YES	Not Applicable
22033003912			LOW	YES	Not Applicable
22033003913			UPPER	NO	Not Applicable
22033003914			MIDDLE	NO	Not Applicable
22033004005	MIDDLE	YES			Not Applicable
22033004006	UPPER	NO			Not Applicable
22033004009	UPPER	NO			Not Applicable
22033004010	UPPER	NO	UPPER	NO	No Change
22033004011	MODERATE	YES			Not Applicable
22033004013	LOW	NO	LOW	YES	No Change
22033004014	UPPER	NO			Not Applicable
22033004015	MODERATE	YES			Not Applicable
22033004016	UPPER	NO			Not Applicable
22033004017			MIDDLE	YES	Not Applicable
22033004018			MIDDLE	YES	Not Applicable
22033004019			UPPER	NO	Not Applicable
22033004020			UPPER	NO	Not Applicable
22033004021			MIDDLE	YES	Not Applicable
22033004022			UPPER	NO	Not Applicable
22033004023			NA	NO	Not Applicable
22033004024			NA	NO	Not Applicable



East Baton Rouge, LOUISIANA

Census Tract	2021		2022		Change in Tract Income Class from 2021 through 2022
	Tract Income Class	Minority Tract	Tract Income Class	Minority Tract	
22033004025			UPPER	NO	Not Applicable
22033004026			UPPER	NO	Not Applicable
22033004027			UPPER	NO	Not Applicable
22033004028			MODERATE	YES	Not Applicable
22033004029			MODERATE	YES	Not Applicable
22033004030			MIDDLE	YES	Not Applicable
22033004031			MIDDLE	NO	Not Applicable
22033004201	MODERATE	YES	MODERATE	YES	No Change
22033004203	MODERATE	YES	MODERATE	YES	No Change
22033004204	MODERATE	YES	MIDDLE	YES	MODERATE to MIDDLE
22033004205	MODERATE	YES	MIDDLE	YES	MODERATE to MIDDLE
22033004301	UPPER	NO	MIDDLE	NO	UPPER to MIDDLE
22033004302	MIDDLE	NO	MIDDLE	NO	No Change
22033004401	MIDDLE	NO	UPPER	NO	MIDDLE to UPPER
22033004402	MIDDLE	NO	UPPER	NO	MIDDLE to UPPER
22033004403	UPPER	NO	UPPER	NO	No Change
22033004503	MODERATE	YES	MIDDLE	YES	MODERATE to MIDDLE
22033004504	MIDDLE	NO	MIDDLE	YES	No Change
22033004505	UPPER	YES			Not Applicable
22033004507	UPPER	NO	UPPER	NO	No Change
22033004508	UPPER	NO			Not Applicable
22033004509	MIDDLE	NO	MIDDLE	NO	No Change
22033004510	MIDDLE	NO			Not Applicable
22033004511			MIDDLE	YES	Not Applicable
22033004512			MIDDLE	YES	Not Applicable
22033004513			UPPER	NO	Not Applicable
22033004514			UPPER	NO	Not Applicable

East Baton Rouge, LOUISIANA

Census Tract	2021		2022		Change in Tract Income Class from 2021 through 2022
	Tract Income Class	Minority Tract	Tract Income Class	Minority Tract	
22033004515			UPPER	NO	Not Applicable
22033004516			MIDDLE	NO	Not Applicable
22033004602	MIDDLE	NO	MIDDLE	YES	No Change
22033004603	UPPER	YES	MIDDLE	YES	UPPER to MIDDLE
22033004604	UPPER	NO			Not Applicable
22033004605			UPPER	NO	Not Applicable
22033004606			UPPER	NO	Not Applicable
22033004700	MIDDLE	NO	MIDDLE	NO	No Change
22033004800	UPPER	NO	UPPER	NO	No Change
22033004900	UPPER	NO	UPPER	NO	No Change
22033005000	UPPER	NO	UPPER	NO	No Change
22033005100	MODERATE	YES	MODERATE	YES	No Change
22033005200	LOW	YES	MODERATE	YES	LOW to MODERATE
22033005300	LOW	YES	LOW	YES	No Change
22033980000	NA	NO	NA	NO	No Change



East Baton Rouge, LOUISIANA

Census Tract	2021		2022		Change in Tract Income Class from 2021 through 2022
	Tract Income Class	Minority Tract	Tract Income Class	Minority Tract	

Summary Data: East Baton Rouge	2021	2022
Number of Census Tracts	92	108
Number of Minority Tracts	50	61
Percentage of Minority Tracts	54.35%	56.48%
Number of Low Income Tracts	17	20
Percentage of Low Income Tracts	18.48%	18.52%
Number of Moderate Income Tracts	27	21
Percentage of Moderate Income Tracts	29.35%	19.44%
Number of Middle Income Tracts	19	30
Percentage of Middle Income Tracts	20.65%	27.78%
Number of Upper Income Tracts	28	32
Percentage of Upper Income Tracts	30.43%	29.63%
Number of NA Income Tracts	1	5
Percentage of NA Income Tracts	1.09%	4.63%

East Carroll, LOUISIANA

Census Tract	2021		2022		Change in Tract Income Class from 2021 through 2022
	Tract Income Class	Minority Tract	Tract Income Class	Minority Tract	

Summary Data: East Carroll	2021	2022
Number of Census Tracts	3	3
Number of Minority Tracts	3	3
Percentage of Minority Tracts	100.00%	100.00%
Number of Low Income Tracts	1	0
Percentage of Low Income Tracts	33.33%	0.00%
Number of Moderate Income Tracts	2	1
Percentage of Moderate Income Tracts	66.67%	33.33%
Number of Middle Income Tracts	0	2
Percentage of Middle Income Tracts	0.00%	66.67%
Number of Upper Income Tracts	0	0
Percentage of Upper Income Tracts	0.00%	0.00%
Number of NA Income Tracts	0	0
Percentage of NA Income Tracts	0.00%	0.00%

East Carroll, LOUISIANA

Census Tract	2021		2022		Change in Tract Income Class from 2021 through 2022
	Tract Income Class	Minority Tract	Tract Income Class	Minority Tract	
22035000100	MODERATE	YES	MIDDLE	YES	MODERATE to MIDDLE
22035000200	MODERATE	YES	MIDDLE	YES	MODERATE to MIDDLE
22035000300	LOW	YES	MODERATE	YES	LOW to MODERATE

East Feliciana, LOUISIANA

Census Tract	2021		2022		Change in Tract Income Class from 2021 through 2022
	Tract Income Class	Minority Tract	Tract Income Class	Minority Tract	
22037951300	MODERATE	YES	MIDDLE	YES	MODERATE to MIDDLE
22037951400	MODERATE	NO	MODERATE	YES	No Change
22037951501	MIDDLE	NO	MIDDLE	NO	No Change



East Feliciana, LOUISIANA

Census Tract	2021		2022		Change in Tract Income Class from 2021 through 2022
	Tract Income Class	Minority Tract	Tract Income Class	Minority Tract	
22037951502	MIDDLE	YES	MIDDLE	NO	No Change
22037951600	MODERATE	NO	UPPER	NO	MODERATE to UPPER

Summary Data: East Feliciana	2021	2022
Number of Census Tracts	5	5
Number of Minority Tracts	2	2
Percentage of Minority Tracts	40.00%	40.00%
Number of Low Income Tracts	0	0
Percentage of Low Income Tracts	0.00%	0.00%
Number of Moderate Income Tracts	3	1
Percentage of Moderate Income Tracts	60.00%	20.00%
Number of Middle Income Tracts	2	3
Percentage of Middle Income Tracts	40.00%	60.00%
Number of Upper Income Tracts	0	1
Percentage of Upper Income Tracts	0.00%	20.00%
Number of NA Income Tracts	0	0
Percentage of NA Income Tracts	0.00%	0.00%

Evangeline, LOUISIANA

Census Tract	2021		2022		Change in Tract Income Class from 2021 through 2022
	Tract Income Class	Minority Tract	Tract Income Class	Minority Tract	
22039950100	UPPER	NO			Not Applicable

Evangeline, LOUISIANA

Census Tract	2021		2022		Change in Tract Income Class from 2021 through 2022
	Tract Income Class	Minority Tract	Tract Income Class	Minority Tract	
22039950101			MIDDLE	NO	Not Applicable
22039950102			MODERATE	NO	Not Applicable
22039950200	MODERATE	NO	UPPER	NO	MODERATE to UPPER
22039950300	MIDDLE	NO			Not Applicable
22039950301			MIDDLE	NO	Not Applicable
22039950302			MIDDLE	NO	Not Applicable
22039950400	MODERATE	NO			Not Applicable
22039950401			LOW	YES	Not Applicable
22039950402			UPPER	NO	Not Applicable
22039950500	MODERATE	YES	LOW	YES	MODERATE to LOW
22039950600	LOW	YES	LOW	YES	No Change
22039950700	UPPER	NO	MIDDLE	NO	UPPER to MIDDLE
22039950800	MODERATE	NO	MIDDLE	NO	MODERATE to MIDDLE



Evangeline, LOUISIANA

Census Tract	2021		2022		Change in Tract Income Class from 2021 through 2022
	Tract Income Class	Minority Tract	Tract Income Class	Minority Tract	

Summary Data: Evangeline	2021	2022
Number of Census Tracts	8	11
Number of Minority Tracts	2	3
Percentage of Minority Tracts	25.00%	27.27%
Number of Low Income Tracts	1	3
Percentage of Low Income Tracts	12.50%	27.27%
Number of Moderate Income Tracts	4	1
Percentage of Moderate Income Tracts	50.00%	9.09%
Number of Middle Income Tracts	1	5
Percentage of Middle Income Tracts	12.50%	45.45%
Number of Upper Income Tracts	2	2
Percentage of Upper Income Tracts	25.00%	18.18%
Number of NA Income Tracts	0	0
Percentage of NA Income Tracts	0.00%	0.00%

Franklin, LOUISIANA

Census Tract	2021		2022		Change in Tract Income Class from 2021 through 2022
	Tract Income Class	Minority Tract	Tract Income Class	Minority Tract	
22041950100	UPPER	NO	UPPER	NO	No Change
22041950200	MIDDLE	NO	MIDDLE	NO	No Change
22041950300	MODERATE	YES	MODERATE	YES	No Change

Franklin, LOUISIANA

Census Tract	2021		2022		Change in Tract Income Class from 2021 through 2022
	Tract Income Class	Minority Tract	Tract Income Class	Minority Tract	
22041950400	UPPER	NO	UPPER	NO	No Change
22041950500	MIDDLE	NO	MIDDLE	NO	No Change
22041950600	MODERATE	NO	MODERATE	NO	No Change

Summary Data: Franklin	2021	2022
Number of Census Tracts	6	6
Number of Minority Tracts	1	1
Percentage of Minority Tracts	16.67%	16.67%
Number of Low Income Tracts	0	0
Percentage of Low Income Tracts	0.00%	0.00%
Number of Moderate Income Tracts	2	2
Percentage of Moderate Income Tracts	33.33%	33.33%
Number of Middle Income Tracts	2	2
Percentage of Middle Income Tracts	33.33%	33.33%
Number of Upper Income Tracts	2	2
Percentage of Upper Income Tracts	33.33%	33.33%
Number of NA Income Tracts	0	0
Percentage of NA Income Tracts	0.00%	0.00%

Grant, LOUISIANA

Census Tract	2021		2022		Change in Tract Income Class from 2021 through 2022
	Tract Income Class	Minority Tract	Tract Income Class	Minority Tract	



Grant, LOUISIANA

Census Tract	2021		2022		Change in Tract Income Class from 2021 through 2022
	Tract Income Class	Minority Tract	Tract Income Class	Minority Tract	
22043020100	MIDDLE	NO	MIDDLE	NO	No Change
22043020200	MIDDLE	NO	MODERATE	NO	MIDDLE to MODERATE
22043020300	MIDDLE	YES	MIDDLE	YES	No Change
22043020401	MIDDLE	NO			Not Applicable
22043020402	MIDDLE	NO			Not Applicable
22043020403			UPPER	NO	Not Applicable
22043020404			MIDDLE	NO	Not Applicable
22043020405			MIDDLE	NO	Not Applicable
22043020406			UPPER	NO	Not Applicable

Grant, LOUISIANA

Census Tract	2021		2022		Change in Tract Income Class from 2021 through 2022
	Tract Income Class	Minority Tract	Tract Income Class	Minority Tract	

Summary Data: Grant	2021	2022
Number of Census Tracts	5	7
Number of Minority Tracts	1	1
Percentage of Minority Tracts	20.00%	14.29%
Number of Low Income Tracts	0	0
Percentage of Low Income Tracts	0.00%	0.00%
Number of Moderate Income Tracts	0	1
Percentage of Moderate Income Tracts	0.00%	14.29%
Number of Middle Income Tracts	5	4
Percentage of Middle Income Tracts	100.00%	57.14%
Number of Upper Income Tracts	0	2
Percentage of Upper Income Tracts	0.00%	28.57%
Number of NA Income Tracts	0	0
Percentage of NA Income Tracts	0.00%	0.00%

Iberia, LOUISIANA

Census Tract	2021		2022		Change in Tract Income Class from 2021 through 2022
	Tract Income Class	Minority Tract	Tract Income Class	Minority Tract	
22045030100	MODERATE	NO			Not Applicable
22045030101			MIDDLE	YES	Not Applicable
22045030102			MODERATE	NO	Not Applicable



Iberia, LOUISIANA

Census Tract	2021		2022		Change in Tract Income Class from 2021 through 2022
	Tract Income Class	Minority Tract	Tract Income Class	Minority Tract	
22045030200	MIDDLE	NO			Not Applicable
22045030201			UPPER	NO	Not Applicable
22045030202			UPPER	NO	Not Applicable
22045030301	MIDDLE	NO	MIDDLE	NO	No Change
22045030302	MIDDLE	NO			Not Applicable
22045030303			MODERATE	NO	Not Applicable
22045030304			UPPER	NO	Not Applicable
22045030400	MIDDLE	NO			Not Applicable
22045030401			MIDDLE	NO	Not Applicable
22045030402			LOW	YES	Not Applicable
22045030500	MODERATE	NO	MODERATE	NO	No Change
22045030600	UPPER	NO			Not Applicable
22045030601			UPPER	NO	Not Applicable
22045030602			UPPER	NO	Not Applicable
22045030700	MIDDLE	NO	MIDDLE	NO	No Change
22045030800	MODERATE	YES	LOW	YES	MODERATE to LOW
22045030900	MODERATE	YES	LOW	YES	MODERATE to LOW
22045031000	MODERATE	YES	LOW	YES	MODERATE to LOW
22045031100	MODERATE	YES			Not Applicable
22045031101			MODERATE	YES	Not Applicable
22045031102			NA	NO	Not Applicable
22045031200	MODERATE	NO	MIDDLE	NO	MODERATE to MIDDLE
22045031300	MIDDLE	NO			Not Applicable
22045031301			MIDDLE	NO	Not Applicable
22045031302			MIDDLE	NO	Not Applicable
22045031600	MODERATE	YES	MODERATE	YES	No Change
22045990000	NA	NO	NA	NO	No Change

Iberia, LOUISIANA

Census Tract	2021		2022		Change in Tract Income Class from 2021 through 2022
	Tract Income Class	Minority Tract	Tract Income Class	Minority Tract	
Summary Data: Iberia			2021	2022	
Number of Census Tracts			16	23	
Number of Minority Tracts			5	7	
Percentage of Minority Tracts			31.25%	30.43%	
Number of Low Income Tracts			0	4	
Percentage of Low Income Tracts			0.00%	17.39%	
Number of Moderate Income Tracts			8	5	
Percentage of Moderate Income Tracts			50.00%	21.74%	
Number of Middle Income Tracts			6	7	
Percentage of Middle Income Tracts			37.50%	30.43%	
Number of Upper Income Tracts			1	5	
Percentage of Upper Income Tracts			6.25%	21.74%	
Number of NA Income Tracts			1	2	
Percentage of NA Income Tracts			6.25%	8.70%	

Iberville, LOUISIANA

Census Tract	2021		2022		Change in Tract Income Class from 2021 through 2022
	Tract Income Class	Minority Tract	Tract Income Class	Minority Tract	
22047952600	MODERATE	YES	MODERATE	YES	No Change
22047952700	MIDDLE	NO			Not Applicable
22047952701			MODERATE	NO	Not Applicable



Iberville, LOUISIANA

Census Tract	2021		2022		Change in Tract Income Class from 2021 through 2022
	Tract Income Class	Minority Tract	Tract Income Class	Minority Tract	
22047952702			MODERATE	YES	Not Applicable
22047952900	MIDDLE	NO			Not Applicable
22047952901			MODERATE	NO	Not Applicable
22047952902			MODERATE	YES	Not Applicable
22047953000	MIDDLE	NO	MODERATE	NO	MIDDLE to MODERATE
22047953101	MODERATE	YES	MODERATE	YES	No Change
22047953102	MIDDLE	YES	MODERATE	YES	MIDDLE to MODERATE
22047953200	UPPER	YES	MIDDLE	YES	UPPER to MIDDLE

Iberville, LOUISIANA

Census Tract	2021		2022		Change in Tract Income Class from 2021 through 2022
	Tract Income Class	Minority Tract	Tract Income Class	Minority Tract	

Summary Data: Iberville	2021	2022
Number of Census Tracts	7	9
Number of Minority Tracts	4	6
Percentage of Minority Tracts	57.14%	66.67%
Number of Low Income Tracts	0	0
Percentage of Low Income Tracts	0.00%	0.00%
Number of Moderate Income Tracts	2	8
Percentage of Moderate Income Tracts	28.57%	88.89%
Number of Middle Income Tracts	4	1
Percentage of Middle Income Tracts	57.14%	11.11%
Number of Upper Income Tracts	1	0
Percentage of Upper Income Tracts	14.29%	0.00%
Number of NA Income Tracts	0	0
Percentage of NA Income Tracts	0.00%	0.00%

Jackson, LOUISIANA

Census Tract	2021		2022		Change in Tract Income Class from 2021 through 2022
	Tract Income Class	Minority Tract	Tract Income Class	Minority Tract	
22049970100	MIDDLE	NO	MIDDLE	NO	No Change
22049970200	MIDDLE	NO	MIDDLE	NO	No Change
22049970300	UPPER	NO	UPPER	NO	No Change



Jackson, LOUISIANA

Census Tract	2021		2022		Change in Tract Income Class from 2021 through 2022
	Tract Income Class	Minority Tract	Tract Income Class	Minority Tract	
22049970400	MODERATE	YES	MIDDLE	YES	MODERATE to MIDDLE
22049970500	MIDDLE	NO	UPPER	NO	MIDDLE to UPPER

Summary Data: Jackson	2021	2022
Number of Census Tracts	5	5
Number of Minority Tracts	1	1
Percentage of Minority Tracts	20.00%	20.00%
Number of Low Income Tracts	0	0
Percentage of Low Income Tracts	0.00%	0.00%
Number of Moderate Income Tracts	1	0
Percentage of Moderate Income Tracts	20.00%	0.00%
Number of Middle Income Tracts	3	3
Percentage of Middle Income Tracts	60.00%	60.00%
Number of Upper Income Tracts	1	2
Percentage of Upper Income Tracts	20.00%	40.00%
Number of NA Income Tracts	0	0
Percentage of NA Income Tracts	0.00%	0.00%

Jefferson, LOUISIANA

Census Tract	2021		2022		Change in Tract Income Class from 2021 through 2022
	Tract Income Class	Minority Tract	Tract Income Class	Minority Tract	
22051020101	MIDDLE	NO			Not Applicable

Jefferson, LOUISIANA

Census Tract	2021		2022		Change in Tract Income Class from 2021 through 2022
	Tract Income Class	Minority Tract	Tract Income Class	Minority Tract	
22051020102	UPPER	NO			Not Applicable
22051020201	UPPER	NO			Not Applicable
22051020202	MODERATE	YES			Not Applicable
22051020203	UPPER	NO			Not Applicable
22051020204			UPPER	NO	Not Applicable
22051020205			MODERATE	YES	Not Applicable
22051020206			UPPER	NO	Not Applicable
22051020301	UPPER	NO			Not Applicable
22051020302	UPPER	NO			Not Applicable
22051020303	UPPER	NO			Not Applicable
22051020304			UPPER	NO	Not Applicable
22051020305			UPPER	NO	Not Applicable
22051020400	UPPER	NO	UPPER	NO	No Change
22051020502	MIDDLE	YES	MODERATE	YES	MIDDLE to MODERATE
22051020505	MODERATE	YES	MODERATE	YES	No Change
22051020506	MIDDLE	NO	UPPER	YES	MIDDLE to UPPER
22051020507	MIDDLE	NO	MIDDLE	YES	No Change
22051020508	UPPER	YES			Not Applicable
22051020511	MIDDLE	NO	MIDDLE	YES	No Change
22051020512	UPPER	NO	UPPER	NO	No Change
22051020513	MODERATE	YES	MODERATE	YES	No Change
22051020514	UPPER	NO	UPPER	NO	No Change
22051020515	MIDDLE	NO	UPPER	YES	MIDDLE to UPPER
22051020516	MODERATE	YES	MODERATE	YES	No Change
22051020517	UPPER	NO	UPPER	NO	No Change
22051020518			MIDDLE	YES	Not Applicable
22051020519			MIDDLE	YES	Not Applicable



GeoDataVision Report D-1 Census Tract Reference Book 2021/2022: LOUISIANA

Jefferson, LOUISIANA					
Census Tract	2021		2022		Change in Tract Income Class from 2021 through 2022
	Tract Income Class	Minority Tract	Tract Income Class	Minority Tract	
22051020600	MODERATE	YES	MODERATE	YES	No Change
22051020700	MODERATE	YES			Not Applicable
22051021000	MIDDLE	YES	MIDDLE	YES	No Change
22051021100	MIDDLE	NO	UPPER	NO	MIDDLE to UPPER
22051021200	MODERATE	NO	MIDDLE	YES	MODERATE to MIDDLE
22051021300	UPPER	NO	MIDDLE	NO	UPPER to MIDDLE
22051021400	MIDDLE	NO	UPPER	NO	MIDDLE to UPPER
22051021500	LOW	YES	LOW	YES	No Change
22051021600	MIDDLE	NO			Not Applicable
22051021601			LOW	YES	Not Applicable
22051021602			UPPER	NO	Not Applicable
22051021700	MIDDLE	NO			Not Applicable
22051021801	MIDDLE	NO			Not Applicable
22051021803	LOW	YES			Not Applicable
22051021804	LOW	YES			Not Applicable
22051021900	MIDDLE	YES			Not Applicable
22051022001	MODERATE	YES			Not Applicable
22051022002	UPPER	NO			Not Applicable
22051022101	UPPER	NO			Not Applicable
22051022102	MIDDLE	NO			Not Applicable
22051022200	UPPER	NO			Not Applicable
22051022301	UPPER	NO			Not Applicable
22051022302	MIDDLE	NO			Not Applicable
22051022303	MODERATE	YES			Not Applicable
22051022400	UPPER	NO			Not Applicable
22051022500	UPPER	NO			Not Applicable
22051022600	UPPER	NO			Not Applicable

Jefferson, LOUISIANA					
Census Tract	2021		2022		Change in Tract Income Class from 2021 through 2022
	Tract Income Class	Minority Tract	Tract Income Class	Minority Tract	
22051022601			UPPER	NO	Not Applicable
22051022700	UPPER	NO			Not Applicable
22051022800	MIDDLE	NO			Not Applicable
22051022900	MIDDLE	NO			Not Applicable
22051023001	UPPER	NO			Not Applicable
22051023002	UPPER	NO			Not Applicable
22051023003	UPPER	NO	UPPER	NO	No Change
22051023004			MIDDLE	NO	Not Applicable
22051023100	MIDDLE	NO			Not Applicable
22051023200	MIDDLE	NO			Not Applicable
22051023300	MIDDLE	NO	UPPER	NO	MIDDLE to UPPER
22051023400	MIDDLE	NO	MIDDLE	NO	No Change
22051023500	MIDDLE	NO	MIDDLE	NO	No Change
22051023600	MIDDLE	NO	MIDDLE	NO	No Change
22051023700	LOW	YES	MODERATE	YES	LOW to MODERATE
22051023800	MIDDLE	NO	MODERATE	YES	MIDDLE to MODERATE
22051023901	UPPER	NO	MIDDLE	NO	UPPER to MIDDLE
22051023902	UPPER	NO	UPPER	NO	No Change
22051023903	UPPER	NO	UPPER	NO	No Change
22051023904	MIDDLE	NO	UPPER	NO	MIDDLE to UPPER
22051024001	UPPER	NO	MIDDLE	NO	UPPER to MIDDLE
22051024002	UPPER	NO	UPPER	NO	No Change
22051024100	MIDDLE	NO	MIDDLE	NO	No Change
22051024201	MIDDLE	NO			Not Applicable
22051024202	UPPER	NO	MIDDLE	YES	UPPER to MIDDLE
22051024300	MIDDLE	NO	UPPER	NO	MIDDLE to UPPER
22051024400	MODERATE	NO	MIDDLE	NO	MODERATE to MIDDLE



Tracts with empty cells are new or discontinued tracts

GeoDataVision Report D-1 Census Tract Reference Book 2021/2022: LOUISIANA

Jefferson, LOUISIANA					
Census Tract	2021		2022		Change in Tract Income Class from 2021 through 2022
	Tract Income Class	Minority Tract	Tract Income Class	Minority Tract	
22051024500	MIDDLE	NO	MIDDLE	NO	No Change
22051024600	MODERATE	YES			Not Applicable
22051024601			MODERATE	YES	Not Applicable
22051024700	MODERATE	NO	MIDDLE	NO	MODERATE to MIDDLE
22051024800	UPPER	NO			Not Applicable
22051024801			UPPER	NO	Not Applicable
22051024900	MIDDLE	NO	MODERATE	NO	MIDDLE to MODERATE
22051025001	MIDDLE	YES			Not Applicable
22051025002	MIDDLE	YES	MODERATE	YES	MIDDLE to MODERATE
22051025003	MIDDLE	YES	UPPER	YES	MIDDLE to UPPER
22051025004			MODERATE	YES	Not Applicable
22051025005			MIDDLE	YES	Not Applicable
22051025102	UPPER	NO	MIDDLE	NO	UPPER to MIDDLE
22051025103	MIDDLE	YES	MIDDLE	YES	No Change
22051025104	MIDDLE	YES	MIDDLE	YES	No Change
22051025201	LOW	YES	MODERATE	YES	LOW to MODERATE
22051025202	MODERATE	YES	MODERATE	YES	No Change
22051025300	MIDDLE	NO	MIDDLE	NO	No Change
22051025400	MIDDLE	YES	MODERATE	YES	MIDDLE to MODERATE
22051025500	LOW	YES	MODERATE	YES	LOW to MODERATE
22051025600	MIDDLE	NO	MIDDLE	NO	No Change
22051025700	LOW	YES	MODERATE	YES	LOW to MODERATE
22051025800	MODERATE	YES	MODERATE	YES	No Change
22051025900	NA	NO	MIDDLE	NO	NA to MIDDLE
22051026000	MIDDLE	NO	MODERATE	NO	MIDDLE to MODERATE
22051026100	MODERATE	YES	LOW	YES	MODERATE to LOW
22051026200	LOW	YES	MODERATE	YES	LOW to MODERATE

Jefferson, LOUISIANA					
Census Tract	2021		2022		Change in Tract Income Class from 2021 through 2022
	Tract Income Class	Minority Tract	Tract Income Class	Minority Tract	
22051026300	MIDDLE	NO	MIDDLE	NO	No Change
22051026400	MIDDLE	NO	MIDDLE	NO	No Change
22051026500	MIDDLE	NO	UPPER	NO	MIDDLE to UPPER
22051026600	MIDDLE	NO	MIDDLE	NO	No Change
22051026700	MODERATE	NO	MIDDLE	NO	MODERATE to MIDDLE
22051026800	LOW	YES	MODERATE	YES	LOW to MODERATE
22051026900	MODERATE	YES	MODERATE	YES	No Change
22051027000	MODERATE	YES	MIDDLE	YES	MODERATE to MIDDLE
22051027100	MODERATE	NO	MODERATE	NO	No Change
22051027200	MODERATE	NO	LOW	NO	MODERATE to LOW
22051027501	MODERATE	YES	MIDDLE	YES	MODERATE to MIDDLE
22051027502	MODERATE	YES	LOW	YES	MODERATE to LOW
22051027601	MODERATE	YES	MIDDLE	YES	MODERATE to MIDDLE
22051027602	LOW	YES	MODERATE	YES	LOW to MODERATE
22051027701	MODERATE	YES	LOW	YES	MODERATE to LOW
22051027703	MODERATE	YES	LOW	YES	MODERATE to LOW
22051027803	MODERATE	YES	MODERATE	YES	No Change
22051027804	UPPER	YES			Not Applicable
22051027805	MIDDLE	YES			Not Applicable
22051027806	MIDDLE	NO	MIDDLE	NO	No Change
22051027807	UPPER	NO			Not Applicable
22051027809	MIDDLE	NO			Not Applicable
22051027810	MIDDLE	YES	MIDDLE	YES	No Change
22051027811	MIDDLE	YES	MODERATE	YES	MIDDLE to MODERATE
22051027812	MODERATE	YES	MODERATE	YES	No Change
22051027813			MIDDLE	YES	Not Applicable
22051027814			UPPER	YES	Not Applicable



Tracts with empty cells are new or discontinued tracts

GeoDataVision Report D-1 Census Tract Reference Book 2021/2022: LOUISIANA

Jefferson, LOUISIANA					
Census Tract	2021		2022		Change in Tract Income Class from 2021 through 2022
	Tract Income Class	Minority Tract	Tract Income Class	Minority Tract	
22051027815			UPPER	YES	Not Applicable
22051027816			MIDDLE	YES	Not Applicable
22051027817			UPPER	NO	Not Applicable
22051027818			UPPER	YES	Not Applicable
22051027819			UPPER	YES	Not Applicable
22051027820			MODERATE	YES	Not Applicable
22051027901	MODERATE	NO			Not Applicable
22051027902	MODERATE	NO			Not Applicable
22051027903			UPPER	NO	Not Applicable
22051027904			MIDDLE	NO	Not Applicable
22051028000	MIDDLE	NO	UPPER	NO	MIDDLE to UPPER
22051028100	LOW	YES			Not Applicable
22051028200	MODERATE	YES	MODERATE	YES	No Change
22051028300			MODERATE	YES	Not Applicable
22051028400			UPPER	NO	Not Applicable
22051028500			UPPER	NO	Not Applicable
22051028600			MIDDLE	NO	Not Applicable
22051028700			MODERATE	YES	Not Applicable
22051028800			MIDDLE	YES	Not Applicable
22051028900			MIDDLE	NO	Not Applicable
22051029000			MIDDLE	NO	Not Applicable
22051029100			MIDDLE	NO	Not Applicable
22051029200			UPPER	NO	Not Applicable
22051029300			MODERATE	NO	Not Applicable
22051029400			MIDDLE	NO	Not Applicable
22051029500			UPPER	NO	Not Applicable
22051029600			MODERATE	YES	Not Applicable

Jefferson, LOUISIANA					
Census Tract	2021		2022		Change in Tract Income Class from 2021 through 2022
	Tract Income Class	Minority Tract	Tract Income Class	Minority Tract	
22051029700			MIDDLE	YES	Not Applicable
22051029800			MIDDLE	YES	Not Applicable
22051029900			MODERATE	YES	Not Applicable
22051030000			MIDDLE	NO	Not Applicable
22051030100			MIDDLE	NO	Not Applicable
22051030200			MIDDLE	NO	Not Applicable
22051030300			MIDDLE	NO	Not Applicable
22051980000	NA	NO	NA	NO	No Change
22051990000	NA	NO	NA	NO	No Change
22051990100	NA	NO	NA	NO	No Change



Tracts with empty cells are new or discontinued tracts

Jefferson, LOUISIANA

Census Tract	2021		2022		Change in Tract Income Class from 2021 through 2022
	Tract Income Class	Minority Tract	Tract Income Class	Minority Tract	

Summary Data: Jefferson	2021	2022
Number of Census Tracts	127	128
Number of Minority Tracts	47	62
Percentage of Minority Tracts	37.01%	48.44%
Number of Low Income Tracts	11	7
Percentage of Low Income Tracts	8.66%	5.47%
Number of Moderate Income Tracts	30	34
Percentage of Moderate Income Tracts	23.62%	26.56%
Number of Middle Income Tracts	49	49
Percentage of Middle Income Tracts	38.58%	38.28%
Number of Upper Income Tracts	33	35
Percentage of Upper Income Tracts	25.98%	27.34%
Number of NA Income Tracts	4	3
Percentage of NA Income Tracts	3.15%	2.34%

Jefferson Davis, LOUISIANA

Census Tract	2021		2022		Change in Tract Income Class from 2021 through 2022
	Tract Income Class	Minority Tract	Tract Income Class	Minority Tract	
22053000100	UPPER	NO	UPPER	NO	No Change
22053000200	UPPER	NO	UPPER	NO	No Change
22053000300	MIDDLE	NO	MIDDLE	NO	No Change

Jefferson Davis, LOUISIANA

Census Tract	2021		2022		Change in Tract Income Class from 2021 through 2022
	Tract Income Class	Minority Tract	Tract Income Class	Minority Tract	
22053000400	MIDDLE	NO			Not Applicable
22053000401			MODERATE	NO	Not Applicable
22053000402			UPPER	NO	Not Applicable
22053000500	UPPER	NO	UPPER	NO	No Change
22053000600	MODERATE	NO	NA	NO	MODERATE to NA
22053000700	MIDDLE	NO	MODERATE	NO	MIDDLE to MODERATE

Summary Data: Jefferson Davis	2021	2022
Number of Census Tracts	7	8
Number of Minority Tracts	0	0
Percentage of Minority Tracts	0.00%	0.00%
Number of Low Income Tracts	0	0
Percentage of Low Income Tracts	0.00%	0.00%
Number of Moderate Income Tracts	1	2
Percentage of Moderate Income Tracts	14.29%	25.00%
Number of Middle Income Tracts	3	1
Percentage of Middle Income Tracts	42.86%	12.50%
Number of Upper Income Tracts	3	4
Percentage of Upper Income Tracts	42.86%	50.00%
Number of NA Income Tracts	0	1
Percentage of NA Income Tracts	0.00%	12.50%



GeoDataVision Report D-1 Census Tract Reference Book 2021/2022: LOUISIANA

Lafayette, LOUISIANA

Census Tract	2021		2022		Change in Tract Income Class from 2021 through 2022
	Tract Income Class	Minority Tract	Tract Income Class	Minority Tract	
22055000100	LOW	YES	LOW	YES	No Change
22055000200	MODERATE	YES	MIDDLE	YES	MODERATE to MIDDLE
22055000500	UPPER	NO	UPPER	NO	No Change
22055000602	MIDDLE	NO	UPPER	NO	MIDDLE to UPPER
22055000603	MIDDLE	NO	MIDDLE	NO	No Change
22055000604	MODERATE	NO			Not Applicable
22055000605			MIDDLE	NO	Not Applicable
22055000606			MODERATE	NO	Not Applicable
22055000700	LOW	YES	MODERATE	YES	LOW to MODERATE
22055000800	MODERATE	YES	LOW	YES	MODERATE to LOW
22055000900	LOW	YES	LOW	YES	No Change
22055001001	MODERATE	YES	MIDDLE	YES	MODERATE to MIDDLE
22055001002	MIDDLE	YES	MIDDLE	YES	No Change
22055001003	MIDDLE	NO	UPPER	YES	MIDDLE to UPPER
22055001100	LOW	YES	MODERATE	YES	LOW to MODERATE
22055001200	MIDDLE	YES			Not Applicable
22055001201			MIDDLE	YES	Not Applicable
22055001202			MODERATE	YES	Not Applicable
22055001300	MODERATE	YES			Not Applicable
22055001301			UPPER	NO	Not Applicable
22055001302			LOW	YES	Not Applicable
22055001401	UPPER	NO			Not Applicable
22055001402	UPPER	NO			Not Applicable
22055001403	UPPER	NO	UPPER	NO	No Change
22055001404	UPPER	NO			Not Applicable
22055001405	UPPER	NO			Not Applicable
22055001406	MIDDLE	NO			Not Applicable

Lafayette, LOUISIANA

Census Tract	2021		2022		Change in Tract Income Class from 2021 through 2022
	Tract Income Class	Minority Tract	Tract Income Class	Minority Tract	
22055001407	UPPER	NO			Not Applicable
22055001408			UPPER	NO	Not Applicable
22055001409	MIDDLE	NO			Not Applicable
22055001410	UPPER	NO			Not Applicable
22055001411	MIDDLE	NO			Not Applicable
22055001412			UPPER	NO	Not Applicable
22055001413			UPPER	NO	Not Applicable
22055001414			UPPER	NO	Not Applicable
22055001415			UPPER	NO	Not Applicable
22055001416			UPPER	NO	Not Applicable
22055001417			UPPER	NO	Not Applicable
22055001418			UPPER	NO	Not Applicable
22055001419			UPPER	NO	Not Applicable
22055001420			MIDDLE	NO	Not Applicable
22055001421			UPPER	NO	Not Applicable
22055001422			UPPER	NO	Not Applicable
22055001423			UPPER	NO	Not Applicable
22055001424			UPPER	NO	Not Applicable
22055001425			MIDDLE	NO	Not Applicable
22055001426			UPPER	NO	Not Applicable
22055001427			UPPER	NO	Not Applicable
22055001428			UPPER	NO	Not Applicable
22055001500	UPPER	NO	UPPER	NO	No Change
22055001600	UPPER	NO	UPPER	NO	No Change
22055001700	MIDDLE	NO	UPPER	NO	MIDDLE to UPPER
22055001801	MODERATE	NO	MIDDLE	NO	MODERATE to MIDDLE
22055001802	MIDDLE	NO	MODERATE	NO	MIDDLE to MODERATE



Lafayette, LOUISIANA

Census Tract	2021		2022		Change in Tract Income Class from 2021 through 2022
	Tract Income Class	Minority Tract	Tract Income Class	Minority Tract	
22055001901	UPPER	NO			Not Applicable
22055001902	UPPER	NO			Not Applicable
22055001903	UPPER	NO	MODERATE	NO	UPPER to MODERATE
22055001904	UPPER	NO	UPPER	NO	No Change
22055001905	UPPER	NO	MIDDLE	NO	UPPER to MIDDLE
22055001906			UPPER	NO	Not Applicable
22055001907			UPPER	NO	Not Applicable
22055001908			MIDDLE	NO	Not Applicable
22055001909			MIDDLE	NO	Not Applicable
22055002001	MIDDLE	NO	MODERATE	NO	MIDDLE to MODERATE
22055002002	MIDDLE	NO			Not Applicable
22055002003			MODERATE	NO	Not Applicable
22055002004			MIDDLE	NO	Not Applicable
22055002101	MIDDLE	NO	MODERATE	NO	MIDDLE to MODERATE
22055002102	UPPER	NO	UPPER	NO	No Change
22055002103	MIDDLE	NO	MIDDLE	YES	No Change
22055002104	MIDDLE	NO			Not Applicable
22055002105			UPPER	NO	Not Applicable
22055002106			UPPER	NO	Not Applicable
22055002200	UPPER	NO	MODERATE	NO	UPPER to MODERATE
22055980000	NA	NO			Not Applicable

Lafayette, LOUISIANA

Census Tract	2021		2022		Change in Tract Income Class from 2021 through 2022
	Tract Income Class	Minority Tract	Tract Income Class	Minority Tract	
Summary Data: Lafayette			2021	2022	
Number of Census Tracts			43	58	
Number of Minority Tracts			10	13	
Percentage of Minority Tracts			23.26%	22.41%	
Number of Low Income Tracts			4	4	
Percentage of Low Income Tracts			9.30%	6.90%	
Number of Moderate Income Tracts			6	10	
Percentage of Moderate Income Tracts			13.95%	17.24%	
Number of Middle Income Tracts			15	14	
Percentage of Middle Income Tracts			34.88%	24.14%	
Number of Upper Income Tracts			17	30	
Percentage of Upper Income Tracts			39.53%	51.72%	
Number of NA Income Tracts			1	0	
Percentage of NA Income Tracts			2.33%	0.00%	

Lafourche, LOUISIANA

Census Tract	2021		2022		Change in Tract Income Class from 2021 through 2022
	Tract Income Class	Minority Tract	Tract Income Class	Minority Tract	
22057020100	MIDDLE	NO	MIDDLE	NO	No Change
22057020202	UPPER	NO	UPPER	NO	No Change
22057020400	MODERATE	YES	NA	YES	MODERATE to NA



Lafourche, LOUISIANA

Census Tract	2021		2022		Change in Tract Income Class from 2021 through 2022
	Tract Income Class	Minority Tract	Tract Income Class	Minority Tract	
22057020500	MIDDLE	NO	MIDDLE	NO	No Change
22057020600	MIDDLE	NO	MIDDLE	NO	No Change
22057020702	MIDDLE	NO	UPPER	NO	MIDDLE to UPPER
22057020703	UPPER	NO	UPPER	NO	No Change
22057020704	MIDDLE	NO	UPPER	NO	MIDDLE to UPPER
22057020800	MIDDLE	NO	MIDDLE	NO	No Change
22057020900	MIDDLE	NO	MIDDLE	YES	No Change
22057021000	MIDDLE	NO	MIDDLE	NO	No Change
22057021100	MIDDLE	NO			Not Applicable
22057021101			MIDDLE	NO	Not Applicable
22057021102			MIDDLE	NO	Not Applicable
22057021200	MIDDLE	NO	MIDDLE	NO	No Change
22057021300	MIDDLE	NO	MIDDLE	NO	No Change
22057021400	MIDDLE	NO	MIDDLE	NO	No Change
22057021500	MIDDLE	NO	MIDDLE	NO	No Change
22057021601	MIDDLE	NO			Not Applicable
22057021602	UPPER	NO	UPPER	NO	No Change
22057021603			MIDDLE	NO	Not Applicable
22057021604			UPPER	NO	Not Applicable
22057021700	MIDDLE	NO	MODERATE	NO	MIDDLE to MODERATE
22057021800	MIDDLE	NO	MODERATE	NO	MIDDLE to MODERATE
22057021901	MIDDLE	NO			Not Applicable
22057021902	MIDDLE	NO	MIDDLE	NO	No Change
22057021903			MIDDLE	NO	Not Applicable
22057021904			MIDDLE	NO	Not Applicable
22057022000	UPPER	NO	UPPER	YES	No Change
22057990000	NA	NO	NA	NO	No Change

Lafourche, LOUISIANA

Census Tract	2021		2022		Change in Tract Income Class from 2021 through 2022
	Tract Income Class	Minority Tract	Tract Income Class	Minority Tract	
Summary Data: Lafourche			2021	2022	
Number of Census Tracts			24	27	
Number of Minority Tracts			1	3	
Percentage of Minority Tracts			4.17%	11.11%	
Number of Low Income Tracts			0	0	
Percentage of Low Income Tracts			0.00%	0.00%	
Number of Moderate Income Tracts			1	2	
Percentage of Moderate Income Tracts			4.17%	7.41%	
Number of Middle Income Tracts			18	16	
Percentage of Middle Income Tracts			75.00%	59.26%	
Number of Upper Income Tracts			4	7	
Percentage of Upper Income Tracts			16.67%	25.93%	
Number of NA Income Tracts			1	2	
Percentage of NA Income Tracts			4.17%	7.41%	

LaSalle, LOUISIANA

Census Tract	2021		2022		Change in Tract Income Class from 2021 through 2022
	Tract Income Class	Minority Tract	Tract Income Class	Minority Tract	
22059970100	MIDDLE	NO	MIDDLE	NO	No Change
22059970200	MODERATE	NO	MIDDLE	NO	MODERATE to MIDDLE
22059970300	UPPER	NO	UPPER	NO	No Change



LaSalle, LOUISIANA

Census Tract	2021		2022		Change in Tract Income Class from 2021 through 2022
	Tract Income Class	Minority Tract	Tract Income Class	Minority Tract	
Summary Data: LaSalle			2021	2022	
Number of Census Tracts			3	3	
Number of Minority Tracts			0	0	
Percentage of Minority Tracts			0.00%	0.00%	
Number of Low Income Tracts			0	0	
Percentage of Low Income Tracts			0.00%	0.00%	
Number of Moderate Income Tracts			1	0	
Percentage of Moderate Income Tracts			33.33%	0.00%	
Number of Middle Income Tracts			1	2	
Percentage of Middle Income Tracts			33.33%	66.67%	
Number of Upper Income Tracts			1	1	
Percentage of Upper Income Tracts			33.33%	33.33%	
Number of NA Income Tracts			0	0	
Percentage of NA Income Tracts			0.00%	0.00%	

Lincoln, LOUISIANA

Census Tract	2021		2022		Change in Tract Income Class from 2021 through 2022
	Tract Income Class	Minority Tract	Tract Income Class	Minority Tract	
22061960100	UPPER	NO	UPPER	NO	No Change
22061960200	UPPER	NO	MIDDLE	NO	UPPER to MIDDLE
22061960300	MODERATE	YES	LOW	YES	MODERATE to LOW

Lincoln, LOUISIANA

Census Tract	2021		2022		Change in Tract Income Class from 2021 through 2022
	Tract Income Class	Minority Tract	Tract Income Class	Minority Tract	
22061960400	UPPER	NO			Not Applicable
22061960401			NA	NO	Not Applicable
22061960402			UPPER	NO	Not Applicable
22061960500	UPPER	NO	UPPER	NO	No Change
22061960600	MIDDLE	NO	MIDDLE	NO	No Change
22061960700	UPPER	NO			Not Applicable
22061960701			MIDDLE	NO	Not Applicable
22061960702			UPPER	NO	Not Applicable
22061960800	LOW	YES	MODERATE	YES	LOW to MODERATE
22061960900	MODERATE	YES	LOW	YES	MODERATE to LOW
22061961000	MIDDLE	YES	MIDDLE	NO	No Change



Lincoln, LOUISIANA

Census Tract	2021		2022		Change in Tract Income Class from 2021 through 2022
	Tract Income Class	Minority Tract	Tract Income Class	Minority Tract	

Summary Data: Lincoln	2021	2022
Number of Census Tracts	10	12
Number of Minority Tracts	4	3
Percentage of Minority Tracts	40.00%	25.00%
Number of Low Income Tracts	1	2
Percentage of Low Income Tracts	10.00%	16.67%
Number of Moderate Income Tracts	2	1
Percentage of Moderate Income Tracts	20.00%	8.33%
Number of Middle Income Tracts	2	4
Percentage of Middle Income Tracts	20.00%	33.33%
Number of Upper Income Tracts	5	4
Percentage of Upper Income Tracts	50.00%	33.33%
Number of NA Income Tracts	0	1
Percentage of NA Income Tracts	0.00%	8.33%

Livingston, LOUISIANA

Census Tract	2021		2022		Change in Tract Income Class from 2021 through 2022
	Tract Income Class	Minority Tract	Tract Income Class	Minority Tract	
22063040100	MODERATE	NO			Not Applicable
22063040101			MIDDLE	NO	Not Applicable
22063040102			UPPER	NO	Not Applicable

Livingston, LOUISIANA

Census Tract	2021		2022		Change in Tract Income Class from 2021 through 2022
	Tract Income Class	Minority Tract	Tract Income Class	Minority Tract	
22063040103			MIDDLE	NO	Not Applicable
22063040201	MODERATE	NO			Not Applicable
22063040202	MIDDLE	NO	UPPER	NO	MIDDLE to UPPER
22063040203			MODERATE	NO	Not Applicable
22063040204			MODERATE	NO	Not Applicable
22063040301	MIDDLE	NO			Not Applicable
22063040303	UPPER	NO			Not Applicable
22063040304	MIDDLE	NO	MIDDLE	NO	No Change
22063040305			UPPER	NO	Not Applicable
22063040306			MODERATE	NO	Not Applicable
22063040307			UPPER	NO	Not Applicable
22063040308			MIDDLE	NO	Not Applicable
22063040401	MIDDLE	NO			Not Applicable
22063040402	MIDDLE	NO			Not Applicable
22063040403			MIDDLE	NO	Not Applicable
22063040404			MIDDLE	NO	Not Applicable
22063040405			NA	NO	Not Applicable
22063040406			MIDDLE	NO	Not Applicable
22063040500	MIDDLE	NO			Not Applicable
22063040501			LOW	NO	Not Applicable
22063040502			MIDDLE	NO	Not Applicable
22063040503			MODERATE	NO	Not Applicable
22063040600	MIDDLE	NO			Not Applicable
22063040601			MIDDLE	NO	Not Applicable
22063040602			MODERATE	NO	Not Applicable
22063040700	MIDDLE	NO	MIDDLE	NO	No Change
22063040802	MODERATE	NO			Not Applicable



Livingston, LOUISIANA

Census Tract	2021		2022		Change in Tract Income Class from 2021 through 2022
	Tract Income Class	Minority Tract	Tract Income Class	Minority Tract	
22063040804	UPPER	NO			Not Applicable
22063040805	UPPER	NO	UPPER	NO	No Change
22063040806	UPPER	NO			Not Applicable
22063040807			NA	NO	Not Applicable
22063040808			UPPER	NO	Not Applicable
22063040809			MIDDLE	NO	Not Applicable
22063040810			MIDDLE	NO	Not Applicable
22063040811			MIDDLE	NO	Not Applicable
22063040812			MIDDLE	NO	Not Applicable
22063040813			MIDDLE	NO	Not Applicable
22063040814			MIDDLE	NO	Not Applicable
22063040901	MIDDLE	NO			Not Applicable
22063040902	MIDDLE	NO			Not Applicable
22063040903			MIDDLE	NO	Not Applicable
22063040904			MODERATE	NO	Not Applicable
22063040905			MIDDLE	NO	Not Applicable
22063040906			MODERATE	NO	Not Applicable

Livingston, LOUISIANA

Census Tract	2021		2022		Change in Tract Income Class from 2021 through 2022
	Tract Income Class	Minority Tract	Tract Income Class	Minority Tract	
Summary Data: Livingston			2021	2022	
Number of Census Tracts			17	34	
Number of Minority Tracts			0	0	
Percentage of Minority Tracts			0.00%	0.00%	
Number of Low Income Tracts			0	1	
Percentage of Low Income Tracts			0.00%	2.94%	
Number of Moderate Income Tracts			3	7	
Percentage of Moderate Income Tracts			17.65%	20.59%	
Number of Middle Income Tracts			10	18	
Percentage of Middle Income Tracts			58.82%	52.94%	
Number of Upper Income Tracts			4	6	
Percentage of Upper Income Tracts			23.53%	17.65%	
Number of NA Income Tracts			0	2	
Percentage of NA Income Tracts			0.00%	5.88%	

Madison, LOUISIANA

Census Tract	2021		2022		Change in Tract Income Class from 2021 through 2022
	Tract Income Class	Minority Tract	Tract Income Class	Minority Tract	
22065960100	MIDDLE	NO	UPPER	NO	MIDDLE to UPPER
22065960200	MODERATE	NO	MIDDLE	NO	MODERATE to MIDDLE
22065960300	MODERATE	YES	MODERATE	YES	No Change



Madison, LOUISIANA

Census Tract	2021		2022		Change in Tract Income Class from 2021 through 2022
	Tract Income Class	Minority Tract	Tract Income Class	Minority Tract	
22065960400	MODERATE	YES	NA	YES	MODERATE to NA
22065960500	MIDDLE	YES	MODERATE	YES	MIDDLE to MODERATE

Summary Data: Madison	2021	2022
Number of Census Tracts	5	5
Number of Minority Tracts	3	3
Percentage of Minority Tracts	60.00%	60.00%
Number of Low Income Tracts	0	0
Percentage of Low Income Tracts	0.00%	0.00%
Number of Moderate Income Tracts	3	2
Percentage of Moderate Income Tracts	60.00%	40.00%
Number of Middle Income Tracts	2	1
Percentage of Middle Income Tracts	40.00%	20.00%
Number of Upper Income Tracts	0	1
Percentage of Upper Income Tracts	0.00%	20.00%
Number of NA Income Tracts	0	1
Percentage of NA Income Tracts	0.00%	20.00%

Morehouse, LOUISIANA

Census Tract	2021		2022		Change in Tract Income Class from 2021 through 2022
	Tract Income Class	Minority Tract	Tract Income Class	Minority Tract	
22067950100	MIDDLE	NO	MIDDLE	NO	No Change

Morehouse, LOUISIANA

Census Tract	2021		2022		Change in Tract Income Class from 2021 through 2022
	Tract Income Class	Minority Tract	Tract Income Class	Minority Tract	
22067950200	MIDDLE	NO	MIDDLE	NO	No Change
22067950300	MIDDLE	NO	MIDDLE	NO	No Change
22067950400	LOW	YES	MODERATE	YES	LOW to MODERATE
22067950500	LOW	YES	LOW	YES	No Change
22067950600	MODERATE	NO	MODERATE	NO	No Change
22067950700	MIDDLE	NO	UPPER	NO	MIDDLE to UPPER
22067950800	MODERATE	YES	LOW	YES	MODERATE to LOW

Summary Data: Morehouse	2021	2022
Number of Census Tracts	8	8
Number of Minority Tracts	3	3
Percentage of Minority Tracts	37.50%	37.50%
Number of Low Income Tracts	2	2
Percentage of Low Income Tracts	25.00%	25.00%
Number of Moderate Income Tracts	2	2
Percentage of Moderate Income Tracts	25.00%	25.00%
Number of Middle Income Tracts	4	3
Percentage of Middle Income Tracts	50.00%	37.50%
Number of Upper Income Tracts	0	1
Percentage of Upper Income Tracts	0.00%	12.50%
Number of NA Income Tracts	0	0
Percentage of NA Income Tracts	0.00%	0.00%



Natchitoches, LOUISIANA

Census Tract	2021		2022		Change in Tract Income Class from 2021 through 2022
	Tract Income Class	Minority Tract	Tract Income Class	Minority Tract	
22069000100	MIDDLE	NO	MIDDLE	NO	No Change
22069000200	UPPER	NO	MODERATE	NO	UPPER to MODERATE
22069000300	UPPER	NO	MIDDLE	NO	UPPER to MIDDLE
22069000400	MODERATE	YES	MODERATE	YES	No Change
22069000500	UPPER	NO	UPPER	NO	No Change
22069000600	MODERATE	YES			Not Applicable
22069000601			MIDDLE	YES	Not Applicable
22069000602			MIDDLE	YES	Not Applicable
22069000700	MODERATE	YES	MODERATE	YES	No Change
22069000800	MIDDLE	NO	MIDDLE	NO	No Change
22069000900	MIDDLE	NO			Not Applicable
22069000901			UPPER	YES	Not Applicable
22069000902			MODERATE	NO	Not Applicable

Natchitoches, LOUISIANA

Census Tract	2021		2022		Change in Tract Income Class from 2021 through 2022
	Tract Income Class	Minority Tract	Tract Income Class	Minority Tract	

Summary Data: Natchitoches	2021	2022
Number of Census Tracts	9	11
Number of Minority Tracts	3	5
Percentage of Minority Tracts	33.33%	45.45%
Number of Low Income Tracts	0	0
Percentage of Low Income Tracts	0.00%	0.00%
Number of Moderate Income Tracts	3	4
Percentage of Moderate Income Tracts	33.33%	36.36%
Number of Middle Income Tracts	3	5
Percentage of Middle Income Tracts	33.33%	45.45%
Number of Upper Income Tracts	3	2
Percentage of Upper Income Tracts	33.33%	18.18%
Number of NA Income Tracts	0	0
Percentage of NA Income Tracts	0.00%	0.00%

Orleans, LOUISIANA

Census Tract	2021		2022		Change in Tract Income Class from 2021 through 2022
	Tract Income Class	Minority Tract	Tract Income Class	Minority Tract	
22071000100	UPPER	NO	UPPER	NO	No Change
22071000200	MODERATE	YES	LOW	YES	MODERATE to LOW
22071000300	LOW	YES	LOW	YES	No Change



Orleans, LOUISIANA

Census Tract	2021		2022		Change in Tract Income Class from 2021 through 2022
	Tract Income Class	Minority Tract	Tract Income Class	Minority Tract	
22071000400	MODERATE	YES	MIDDLE	YES	MODERATE to MIDDLE
22071000601	LOW	YES	LOW	YES	No Change
22071000602	MODERATE	YES	MODERATE	YES	No Change
22071000603	LOW	YES	MODERATE	YES	LOW to MODERATE
22071000604	MODERATE	YES	MODERATE	YES	No Change
22071000605	MODERATE	YES	MODERATE	YES	No Change
22071000606	MIDDLE	YES	MIDDLE	YES	No Change
22071000607	MIDDLE	YES	UPPER	YES	MIDDLE to UPPER
22071000611	MODERATE	YES	MODERATE	YES	No Change
22071000612	UPPER	NO	UPPER	YES	No Change
22071000613	LOW	YES			Not Applicable
22071000615	MODERATE	YES	MODERATE	YES	No Change
22071000616	MIDDLE	YES	MIDDLE	YES	No Change
22071000617	MODERATE	YES	MODERATE	YES	No Change
22071000618	UPPER	YES	UPPER	YES	No Change
22071000619			MODERATE	YES	Not Applicable
22071000620			LOW	YES	Not Applicable
22071000701	LOW	YES	MODERATE	YES	LOW to MODERATE
22071000702	LOW	YES	MODERATE	YES	LOW to MODERATE
22071000800	MODERATE	YES	MODERATE	YES	No Change
22071000901	LOW	YES	MIDDLE	YES	LOW to MIDDLE
22071000902	MIDDLE	YES	MIDDLE	YES	No Change
22071000903	MODERATE	YES	LOW	YES	MODERATE to LOW
22071000904	LOW	YES	LOW	YES	No Change
22071001100	MODERATE	NO	MODERATE	NO	No Change
22071001200	MIDDLE	NO	UPPER	NO	MIDDLE to UPPER
22071001301	LOW	YES	MIDDLE	YES	LOW to MIDDLE

Orleans, LOUISIANA

Census Tract	2021		2022		Change in Tract Income Class from 2021 through 2022
	Tract Income Class	Minority Tract	Tract Income Class	Minority Tract	
22071001302	LOW	YES	MODERATE	YES	LOW to MODERATE
22071001401	LOW	YES	LOW	YES	No Change
22071001402	MODERATE	YES	LOW	YES	MODERATE to LOW
22071001500	LOW	YES	LOW	YES	No Change
22071001600	NA	NO	NA	YES	No Change
22071001701	MODERATE	YES	MODERATE	YES	No Change
22071001702	MIDDLE	YES	MODERATE	YES	MIDDLE to MODERATE
22071001720	LOW	YES	LOW	YES	No Change
22071001722	MODERATE	YES			Not Applicable
22071001723	MODERATE	YES	MODERATE	YES	No Change
22071001724	LOW	YES	MODERATE	YES	LOW to MODERATE
22071001725	MODERATE	YES			Not Applicable
22071001730	MODERATE	YES			Not Applicable
22071001734	MIDDLE	NO			Not Applicable
22071001735	LOW	YES			Not Applicable
22071001736	MODERATE	YES	MODERATE	YES	No Change
22071001737	LOW	YES	MODERATE	YES	LOW to MODERATE
22071001739	MIDDLE	YES	MODERATE	YES	MIDDLE to MODERATE
22071001740	MODERATE	YES	MODERATE	YES	No Change
22071001741	MIDDLE	YES	MODERATE	YES	MIDDLE to MODERATE
22071001743	LOW	YES	LOW	YES	No Change
22071001744	LOW	YES	LOW	YES	No Change
22071001745	LOW	YES	LOW	YES	No Change
22071001746	MODERATE	YES	LOW	YES	MODERATE to LOW
22071001747	UPPER	YES	UPPER	YES	No Change
22071001748	MIDDLE	YES	MODERATE	YES	MIDDLE to MODERATE
22071001749	MODERATE	YES	MODERATE	YES	No Change



Orleans, LOUISIANA

Census Tract	2021		2022		Change in Tract Income Class from 2021 through 2022
	Tract Income Class	Minority Tract	Tract Income Class	Minority Tract	
22071001750	MODERATE	YES	LOW	YES	MODERATE to LOW
22071001751	LOW	YES	LOW	YES	No Change
22071001752			LOW	YES	Not Applicable
22071001753			NA	YES	Not Applicable
22071001754			MIDDLE	YES	Not Applicable
22071001755			MODERATE	YES	Not Applicable
22071001756			MODERATE	YES	Not Applicable
22071001757			MODERATE	YES	Not Applicable
22071001758			MIDDLE	YES	Not Applicable
22071001800	UPPER	NO	UPPER	NO	No Change
22071001900	LOW	YES	MODERATE	YES	LOW to MODERATE
22071002000	LOW	YES	LOW	YES	No Change
22071002100	LOW	YES	LOW	YES	No Change
22071002200	LOW	YES	NA	YES	LOW to NA
22071002300	MODERATE	YES	MODERATE	YES	No Change
22071002401	MODERATE	YES	MODERATE	YES	No Change
22071002402	MODERATE	YES	MODERATE	YES	No Change
22071002501	MODERATE	YES	MIDDLE	YES	MODERATE to MIDDLE
22071002502	MODERATE	YES	MODERATE	YES	No Change
22071002503	MIDDLE	YES	UPPER	YES	MIDDLE to UPPER
22071002504	MIDDLE	YES	MIDDLE	YES	No Change
22071002600	UPPER	NO	UPPER	NO	No Change
22071002700	LOW	YES	LOW	YES	No Change
22071002800	LOW	YES	LOW	YES	No Change
22071002900	LOW	YES	LOW	YES	No Change
22071003000	LOW	YES	LOW	YES	No Change
22071003100	LOW	YES	LOW	YES	No Change

Orleans, LOUISIANA

Census Tract	2021		2022		Change in Tract Income Class from 2021 through 2022
	Tract Income Class	Minority Tract	Tract Income Class	Minority Tract	
22071003301	UPPER	YES	UPPER	YES	No Change
22071003302	MIDDLE	YES	MIDDLE	YES	No Change
22071003303	MODERATE	YES	MODERATE	YES	No Change
22071003304	MODERATE	YES	MODERATE	YES	No Change
22071003307	MODERATE	YES	MODERATE	YES	No Change
22071003308	MODERATE	YES	MODERATE	YES	No Change
22071003400	NA	YES	NA	YES	No Change
22071003500	MODERATE	YES	NA	YES	MODERATE to NA
22071003600	LOW	YES	NA	YES	LOW to NA
22071003701	MIDDLE	YES	MIDDLE	YES	No Change
22071003702	MODERATE	YES	MODERATE	YES	No Change
22071003800	UPPER	NO	UPPER	NO	No Change
22071003900	NA	YES	LOW	YES	NA to LOW
22071004000	MODERATE	YES	MODERATE	YES	No Change
22071004100	UPPER	NO	UPPER	NO	No Change
22071004401	LOW	YES	MODERATE	YES	LOW to MODERATE
22071004402	NA	YES	NA	YES	No Change
22071004500	LOW	YES	MODERATE	NO	LOW to MODERATE
22071004600	UPPER	NO	UPPER	NO	No Change
22071004800	LOW	YES	LOW	YES	No Change
22071004900	LOW	YES	MODERATE	YES	LOW to MODERATE
22071005000	LOW	YES	MODERATE	YES	LOW to MODERATE
22071005400	UPPER	NO	UPPER	NO	No Change
22071005500	MIDDLE	NO	UPPER	NO	MIDDLE to UPPER
22071005601	UPPER	NO	UPPER	NO	No Change
22071005602	UPPER	NO	UPPER	NO	No Change
22071005603	UPPER	NO	UPPER	NO	No Change



Orleans, LOUISIANA

Census Tract	2021		2022		Change in Tract Income Class from 2021 through 2022
	Tract Income Class	Minority Tract	Tract Income Class	Minority Tract	
22071005604	UPPER	NO	UPPER	NO	No Change
22071006000	LOW	YES	LOW	YES	No Change
22071006300	LOW	YES	MIDDLE	YES	LOW to MIDDLE
22071006400	MODERATE	YES	UPPER	NO	MODERATE to UPPER
22071006500	MODERATE	NO	LOW	NO	MODERATE to LOW
22071006900	LOW	YES	LOW	YES	No Change
22071007000	MODERATE	YES	LOW	YES	MODERATE to LOW
22071007101	MODERATE	YES	MODERATE	YES	No Change
22071007200	LOW	YES	MODERATE	YES	LOW to MODERATE
22071007501	LOW	YES	MODERATE	YES	LOW to MODERATE
22071007502	LOW	YES	LOW	YES	No Change
22071007604	UPPER	NO	UPPER	NO	No Change
22071007605	LOW	YES	LOW	YES	No Change
22071007606	UPPER	NO			Not Applicable
22071007607			UPPER	NO	Not Applicable
22071007608			UPPER	NO	Not Applicable
22071007700	UPPER	NO	UPPER	NO	No Change
22071007800	UPPER	NO	UPPER	NO	No Change
22071008200	MIDDLE	NO	MODERATE	NO	MIDDLE to MODERATE
22071008300	UPPER	NO	UPPER	NO	No Change
22071008400	MODERATE	YES	MODERATE	YES	No Change
22071008500	LOW	YES	LOW	YES	No Change
22071008600	LOW	YES	MODERATE	YES	LOW to MODERATE
22071008800	UPPER	NO	UPPER	NO	No Change
22071009000	UPPER	NO	UPPER	NO	No Change
22071009100	MODERATE	YES	NA	YES	MODERATE to NA
22071009200	LOW	YES	MODERATE	YES	LOW to MODERATE

Orleans, LOUISIANA

Census Tract	2021		2022		Change in Tract Income Class from 2021 through 2022
	Tract Income Class	Minority Tract	Tract Income Class	Minority Tract	
22071009400	LOW	YES	LOW	YES	No Change
22071009600	MIDDLE	NO	UPPER	NO	MIDDLE to UPPER
22071009700	NA	YES	UPPER	NO	NA to UPPER
22071009900	UPPER	NO	UPPER	NO	No Change
22071010000	LOW	YES	MIDDLE	YES	LOW to MIDDLE
22071010100	MIDDLE	NO	UPPER	NO	MIDDLE to UPPER
22071010200	MODERATE	YES	MODERATE	YES	No Change
22071010300	MODERATE	YES	MODERATE	YES	No Change
22071010600	MIDDLE	NO	UPPER	NO	MIDDLE to UPPER
22071010700	UPPER	NO	UPPER	NO	No Change
22071010800	UPPER	NO	UPPER	NO	No Change
22071010900	UPPER	NO	UPPER	NO	No Change
22071011100	MODERATE	YES	MIDDLE	YES	MODERATE to MIDDLE
22071011200	UPPER	NO	UPPER	NO	No Change
22071011400	UPPER	NO	UPPER	NO	No Change
22071011500	UPPER	NO	UPPER	NO	No Change
22071011600	UPPER	NO	UPPER	NO	No Change
22071011700	UPPER	NO	UPPER	NO	No Change
22071011900	UPPER	NO	UPPER	NO	No Change
22071012000	UPPER	NO	UPPER	NO	No Change
22071012101	UPPER	NO	UPPER	NO	No Change
22071012102	UPPER	NO	UPPER	NO	No Change
22071012200	UPPER	NO	UPPER	NO	No Change
22071012300	UPPER	YES	UPPER	YES	No Change
22071012400	UPPER	NO	MIDDLE	YES	UPPER to MIDDLE
22071012500	UPPER	NO	UPPER	NO	No Change
22071012600	UPPER	NO	UPPER	NO	No Change



Orleans, LOUISIANA

Census Tract	2021		2022		Change in Tract Income Class from 2021 through 2022
	Tract Income Class	Minority Tract	Tract Income Class	Minority Tract	
22071012700	UPPER	NO	UPPER	NO	No Change
22071012800	UPPER	NO	UPPER	NO	No Change
22071012900	MIDDLE	NO	UPPER	NO	MIDDLE to UPPER
22071013000	MODERATE	YES	MIDDLE	NO	MODERATE to MIDDLE
22071013100	LOW	YES	MODERATE	YES	LOW to MODERATE
22071013200	MIDDLE	YES	MODERATE	YES	MIDDLE to MODERATE
22071013301	UPPER	NO	UPPER	NO	No Change
22071013302	UPPER	NO	UPPER	YES	No Change
22071013400	UPPER	NO	UPPER	NO	No Change
22071013500	UPPER	NO			Not Applicable
22071013501			UPPER	NO	Not Applicable
22071013502			NA	NO	Not Applicable
22071013600	MIDDLE	YES	UPPER	NO	MIDDLE to UPPER
22071013700	LOW	YES			Not Applicable
22071013701			LOW	YES	Not Applicable
22071013702			LOW	YES	Not Applicable
22071013800	LOW	YES	MODERATE	YES	LOW to MODERATE
22071013900	NA	YES	MIDDLE	YES	NA to MIDDLE
22071014000	LOW	YES	LOW	YES	No Change
22071014100	LOW	YES			Not Applicable
22071014101			MODERATE	YES	Not Applicable
22071014102			NA	YES	Not Applicable
22071014200	UPPER	NO	UPPER	NO	No Change
22071014300	LOW	YES	MODERATE	YES	LOW to MODERATE
22071014400	MODERATE	NO	UPPER	NO	MODERATE to UPPER
22071014500	NA	YES	NA	YES	No Change
22071980000	NA	YES	NA	YES	No Change

Orleans, LOUISIANA

Census Tract	2021		2022		Change in Tract Income Class from 2021 through 2022
	Tract Income Class	Minority Tract	Tract Income Class	Minority Tract	
22071980100	NA	NO	NA	YES	No Change
22071990000	NA	NO	NA	NO	No Change

Summary Data: Orleans	2021	2022
Number of Census Tracts	177	184
Number of Minority Tracts	120	126
Percentage of Minority Tracts	67.80%	68.48%
Number of Low Income Tracts	53	37
Percentage of Low Income Tracts	29.94%	20.11%
Number of Moderate Income Tracts	45	56
Percentage of Moderate Income Tracts	25.42%	30.43%
Number of Middle Income Tracts	22	18
Percentage of Middle Income Tracts	12.43%	9.78%
Number of Upper Income Tracts	47	59
Percentage of Upper Income Tracts	26.55%	32.07%
Number of NA Income Tracts	10	14
Percentage of NA Income Tracts	5.65%	7.61%

Ouachita, LOUISIANA

Census Tract	2021		2022		Change in Tract Income Class from 2021 through 2022
	Tract Income Class	Minority Tract	Tract Income Class	Minority Tract	
22073000100	UPPER	NO	MIDDLE	NO	UPPER to MIDDLE



Ouachita, LOUISIANA

Census Tract	2021		2022		Change in Tract Income Class from 2021 through 2022
	Tract Income Class	Minority Tract	Tract Income Class	Minority Tract	
22073000200	UPPER	NO	UPPER	NO	No Change
22073000401	MIDDLE	YES	LOW	YES	MIDDLE to LOW
22073000402	MIDDLE	YES	MODERATE	YES	MIDDLE to MODERATE
22073000500	MIDDLE	NO	LOW	YES	MIDDLE to LOW
22073000600	LOW	YES	MODERATE	YES	LOW to MODERATE
22073000700	LOW	YES	LOW	YES	No Change
22073000900	LOW	YES	LOW	YES	No Change
22073001100	LOW	YES	LOW	YES	No Change
22073001400	LOW	YES	LOW	YES	No Change
22073001500	LOW	YES	LOW	YES	No Change
22073001700	UPPER	YES	UPPER	YES	No Change
22073005100	UPPER	NO	UPPER	NO	No Change
22073005201	UPPER	NO	UPPER	NO	No Change
22073005203	UPPER	NO	MIDDLE	NO	UPPER to MIDDLE
22073005204	UPPER	NO	UPPER	NO	No Change
22073005301	UPPER	NO			Not Applicable
22073005302	UPPER	NO			Not Applicable
22073005303			UPPER	NO	Not Applicable
22073005304			UPPER	NO	Not Applicable
22073005305			UPPER	NO	Not Applicable
22073005306			UPPER	NO	Not Applicable
22073005400	MIDDLE	NO	MIDDLE	NO	No Change
22073005500	MIDDLE	NO	MIDDLE	YES	No Change
22073005800	MODERATE	NO	MODERATE	NO	No Change
22073005900	LOW	NO	LOW	NO	No Change
22073010101	MIDDLE	NO	UPPER	NO	MIDDLE to UPPER
22073010102	MODERATE	YES			Not Applicable

Ouachita, LOUISIANA

Census Tract	2021		2022		Change in Tract Income Class from 2021 through 2022
	Tract Income Class	Minority Tract	Tract Income Class	Minority Tract	
22073010103			MODERATE	YES	Not Applicable
22073010104			UPPER	YES	Not Applicable
22073010201	UPPER	YES			Not Applicable
22073010202	UPPER	NO	UPPER	NO	No Change
22073010203			MIDDLE	YES	Not Applicable
22073010204			MIDDLE	YES	Not Applicable
22073010301	UPPER	NO	UPPER	NO	No Change
22073010302	MIDDLE	NO	MIDDLE	NO	No Change
22073010400	UPPER	NO			Not Applicable
22073010401			UPPER	NO	Not Applicable
22073010402			MIDDLE	NO	Not Applicable
22073010502	UPPER	NO	MIDDLE	NO	UPPER to MIDDLE
22073010503	MIDDLE	NO	UPPER	NO	MIDDLE to UPPER
22073010504	MIDDLE	NO			Not Applicable
22073010505			UPPER	NO	Not Applicable
22073010506			UPPER	NO	Not Applicable
22073010603	MODERATE	YES			Not Applicable
22073010604	MIDDLE	NO	MODERATE	NO	MIDDLE to MODERATE
22073010605			MODERATE	YES	Not Applicable
22073010606			MIDDLE	YES	Not Applicable
22073010700	MODERATE	YES	LOW	YES	MODERATE to LOW
22073010800	LOW	YES	MODERATE	YES	LOW to MODERATE
22073010900	MODERATE	YES	MODERATE	YES	No Change
22073011000	LOW	YES	LOW	YES	No Change
22073011100	LOW	YES	MODERATE	YES	LOW to MODERATE
22073980000	NA	NO	NA	NO	No Change



Ouachita, LOUISIANA

Census Tract	2021		2022		Change in Tract Income Class from 2021 through 2022
	Tract Income Class	Minority Tract	Tract Income Class	Minority Tract	


Summary Data: Ouachita	2021	2022
Number of Census Tracts	40	47
Number of Minority Tracts	17	22
Percentage of Minority Tracts	42.50%	46.81%
Number of Low Income Tracts	10	10
Percentage of Low Income Tracts	25.00%	21.28%
Number of Moderate Income Tracts	5	9
Percentage of Moderate Income Tracts	12.50%	19.15%
Number of Middle Income Tracts	10	10
Percentage of Middle Income Tracts	25.00%	21.28%
Number of Upper Income Tracts	14	17
Percentage of Upper Income Tracts	35.00%	36.17%
Number of NA Income Tracts	1	1
Percentage of NA Income Tracts	2.50%	2.13%

Plaquemines, LOUISIANA

Census Tract	2021		2022		Change in Tract Income Class from 2021 through 2022
	Tract Income Class	Minority Tract	Tract Income Class	Minority Tract	
22075050202			UPPER	NO	Not Applicable
22075050300	MIDDLE	NO	MIDDLE	NO	No Change
22075050400	MIDDLE	YES	MIDDLE	NO	No Change
22075050500	MODERATE	YES	MODERATE	YES	No Change
22075050600	MODERATE	NO	MODERATE	NO	No Change
22075050700	MIDDLE	NO	LOW	YES	MIDDLE to LOW
22075050800	MODERATE	NO	MIDDLE	NO	MODERATE to MIDDLE
22075990000	NA	NO	NA	NO	No Change

Plaquemines, LOUISIANA

Census Tract	2021		2022		Change in Tract Income Class from 2021 through 2022
	Tract Income Class	Minority Tract	Tract Income Class	Minority Tract	
22075050100	MIDDLE	YES	LOW	YES	MIDDLE to LOW
22075050200	UPPER	NO			Not Applicable
22075050201			UPPER	NO	Not Applicable



Plaquemines, LOUISIANA

Census Tract	2021		2022		Change in Tract Income Class from 2021 through 2022
	Tract Income Class	Minority Tract	Tract Income Class	Minority Tract	

Summary Data: Plaquemines	2021	2022
Number of Census Tracts	9	10
Number of Minority Tracts	3	3
Percentage of Minority Tracts	33.33%	30.00%
Number of Low Income Tracts	0	2
Percentage of Low Income Tracts	0.00%	20.00%
Number of Moderate Income Tracts	3	2
Percentage of Moderate Income Tracts	33.33%	20.00%
Number of Middle Income Tracts	4	3
Percentage of Middle Income Tracts	44.44%	30.00%
Number of Upper Income Tracts	1	2
Percentage of Upper Income Tracts	11.11%	20.00%
Number of NA Income Tracts	1	1
Percentage of NA Income Tracts	11.11%	10.00%

Pointe Coupee, LOUISIANA

Census Tract	2021		2022		Change in Tract Income Class from 2021 through 2022
	Tract Income Class	Minority Tract	Tract Income Class	Minority Tract	
22077951900	MODERATE	YES	LOW	YES	MODERATE to LOW
22077952000	MODERATE	YES	MODERATE	YES	No Change
22077952100	MIDDLE	NO	MIDDLE	NO	No Change

Pointe Coupee, LOUISIANA

Census Tract	2021		2022		Change in Tract Income Class from 2021 through 2022
	Tract Income Class	Minority Tract	Tract Income Class	Minority Tract	
22077952200	MIDDLE	NO			Not Applicable
22077952201			MODERATE	NO	Not Applicable
22077952202			MIDDLE	NO	Not Applicable
22077952300	MIDDLE	NO	MIDDLE	NO	No Change
22077952400	MIDDLE	NO	MIDDLE	NO	No Change

Summary Data: Pointe Coupee	2021	2022
Number of Census Tracts	6	7
Number of Minority Tracts	2	2
Percentage of Minority Tracts	33.33%	28.57%
Number of Low Income Tracts	0	1
Percentage of Low Income Tracts	0.00%	14.29%
Number of Moderate Income Tracts	2	2
Percentage of Moderate Income Tracts	33.33%	28.57%
Number of Middle Income Tracts	4	4
Percentage of Middle Income Tracts	66.67%	57.14%
Number of Upper Income Tracts	0	0
Percentage of Upper Income Tracts	0.00%	0.00%
Number of NA Income Tracts	0	0
Percentage of NA Income Tracts	0.00%	0.00%



Rapides, LOUISIANA

Census Tract	2021		2022		Change in Tract Income Class from 2021 through 2022
	Tract Income Class	Minority Tract	Tract Income Class	Minority Tract	
22079010100	UPPER	NO			Not Applicable
22079010101			UPPER	NO	Not Applicable
22079010102			MIDDLE	NO	Not Applicable
22079010300	MIDDLE	NO	MIDDLE	NO	No Change
22079010400	UPPER	NO	UPPER	NO	No Change
22079010500	MIDDLE	YES			Not Applicable
22079010501			MODERATE	NO	Not Applicable
22079010502			MODERATE	YES	Not Applicable
22079010600	MIDDLE	NO	MIDDLE	NO	No Change
22079010700	MIDDLE	NO			Not Applicable
22079010701			UPPER	NO	Not Applicable
22079010702			UPPER	NO	Not Applicable
22079011000	MODERATE	YES	LOW	YES	MODERATE to LOW
22079011300	MIDDLE	NO	MIDDLE	NO	No Change
22079011500	UPPER	NO			Not Applicable
22079011501			UPPER	NO	Not Applicable
22079011502			MIDDLE	NO	Not Applicable
22079011600	MIDDLE	NO	MIDDLE	NO	No Change
22079011700	LOW	YES	MODERATE	YES	LOW to MODERATE
22079012000	LOW	YES	MODERATE	YES	LOW to MODERATE
22079012100	MODERATE	YES	MIDDLE	YES	MODERATE to MIDDLE
22079012200	MODERATE	YES	UPPER	YES	MODERATE to UPPER
22079012301	UPPER	NO	UPPER	NO	No Change
22079012302	UPPER	NO	UPPER	NO	No Change
22079012400	MIDDLE	NO	UPPER	NO	MIDDLE to UPPER
22079012500	MIDDLE	YES	MODERATE	YES	MIDDLE to MODERATE
22079012600	MIDDLE	YES	MODERATE	YES	MIDDLE to MODERATE

Rapides, LOUISIANA

Census Tract	2021		2022		Change in Tract Income Class from 2021 through 2022
	Tract Income Class	Minority Tract	Tract Income Class	Minority Tract	
22079012700	LOW	YES	MODERATE	YES	LOW to MODERATE
22079012800	MODERATE	YES	MODERATE	YES	No Change
22079012900	MODERATE	YES	LOW	YES	MODERATE to LOW
22079013000	MIDDLE	YES	MIDDLE	YES	No Change
22079013100	MODERATE	NO	MIDDLE	YES	MODERATE to MIDDLE
22079013200	UPPER	NO			Not Applicable
22079013201			UPPER	NO	Not Applicable
22079013202			MIDDLE	NO	Not Applicable
22079013300	UPPER	NO	UPPER	NO	No Change
22079013400	UPPER	NO	UPPER	NO	No Change
22079013500	MIDDLE	NO			Not Applicable
22079013501			MODERATE	NO	Not Applicable
22079013502			MODERATE	NO	Not Applicable
22079013600	MIDDLE	NO	MIDDLE	NO	No Change
22079013700	MIDDLE	NO	MIDDLE	NO	No Change
22079013800	MIDDLE	NO	MIDDLE	YES	No Change
22079013900	LOW	YES	LOW	YES	No Change
22079980000	NA	NO	NA	YES	No Change



Tracts with empty cells are new or discontinued tracts

Rapides, LOUISIANA

Census Tract	2021		2022		Change in Tract Income Class from 2021 through 2022
	Tract Income Class	Minority Tract	Tract Income Class	Minority Tract	

Summary Data: Rapides	2021	2022
Number of Census Tracts	33	39
Number of Minority Tracts	13	16
Percentage of Minority Tracts	39.39%	41.03%
Number of Low Income Tracts	4	3
Percentage of Low Income Tracts	12.12%	7.69%
Number of Moderate Income Tracts	6	10
Percentage of Moderate Income Tracts	18.18%	25.64%
Number of Middle Income Tracts	14	13
Percentage of Middle Income Tracts	42.42%	33.33%
Number of Upper Income Tracts	8	12
Percentage of Upper Income Tracts	24.24%	30.77%
Number of NA Income Tracts	1	1
Percentage of NA Income Tracts	3.03%	2.56%

Red River, LOUISIANA

Census Tract	2021		2022		Change in Tract Income Class from 2021 through 2022
	Tract Income Class	Minority Tract	Tract Income Class	Minority Tract	
22081960100	MIDDLE	NO	UPPER	NO	MIDDLE to UPPER
22081960300	MODERATE	YES	MODERATE	YES	No Change

Red River, LOUISIANA

Census Tract	2021		2022		Change in Tract Income Class from 2021 through 2022
	Tract Income Class	Minority Tract	Tract Income Class	Minority Tract	

Summary Data: Red River	2021	2022
Number of Census Tracts	2	2
Number of Minority Tracts	1	1
Percentage of Minority Tracts	50.00%	50.00%
Number of Low Income Tracts	0	0
Percentage of Low Income Tracts	0.00%	0.00%
Number of Moderate Income Tracts	1	1
Percentage of Moderate Income Tracts	50.00%	50.00%
Number of Middle Income Tracts	1	0
Percentage of Middle Income Tracts	50.00%	0.00%
Number of Upper Income Tracts	0	1
Percentage of Upper Income Tracts	0.00%	50.00%
Number of NA Income Tracts	0	0
Percentage of NA Income Tracts	0.00%	0.00%

Richland, LOUISIANA

Census Tract	2021		2022		Change in Tract Income Class from 2021 through 2022
	Tract Income Class	Minority Tract	Tract Income Class	Minority Tract	
22083970100	MIDDLE	YES	MODERATE	YES	MIDDLE to MODERATE
22083970200	MIDDLE	NO	MIDDLE	NO	No Change
22083970300	MIDDLE	NO	MIDDLE	NO	No Change



Richland, LOUISIANA

Census Tract	2021		2022		Change in Tract Income Class from 2021 through 2022
	Tract Income Class	Minority Tract	Tract Income Class	Minority Tract	
22083970400	UPPER	NO	UPPER	NO	No Change
22083970500	MODERATE	YES	LOW	YES	MODERATE to LOW
22083970600	MIDDLE	NO	UPPER	NO	MIDDLE to UPPER

Summary Data: Richland	2021	2022
Number of Census Tracts	6	6
Number of Minority Tracts	2	2
Percentage of Minority Tracts	33.33%	33.33%
Number of Low Income Tracts	0	1
Percentage of Low Income Tracts	0.00%	16.67%
Number of Moderate Income Tracts	1	1
Percentage of Moderate Income Tracts	16.67%	16.67%
Number of Middle Income Tracts	4	2
Percentage of Middle Income Tracts	66.67%	33.33%
Number of Upper Income Tracts	1	2
Percentage of Upper Income Tracts	16.67%	33.33%
Number of NA Income Tracts	0	0
Percentage of NA Income Tracts	0.00%	0.00%

Sabine, LOUISIANA

Census Tract	2021		2022		Change in Tract Income Class from 2021 through 2022
	Tract Income Class	Minority Tract	Tract Income Class	Minority Tract	

Sabine, LOUISIANA

Census Tract	2021		2022		Change in Tract Income Class from 2021 through 2022
	Tract Income Class	Minority Tract	Tract Income Class	Minority Tract	
22085000100	MIDDLE	NO	MIDDLE	NO	No Change
22085000200	MIDDLE	NO			Not Applicable
22085000201			MIDDLE	NO	Not Applicable
22085000202			MIDDLE	NO	Not Applicable
22085000300	MODERATE	YES	MODERATE	YES	No Change
22085000400	UPPER	NO	MIDDLE	NO	UPPER to MIDDLE
22085000500	MODERATE	YES	MODERATE	YES	No Change
22085000600	MIDDLE	NO	MIDDLE	NO	No Change
22085000700	UPPER	NO			Not Applicable
22085000701			MIDDLE	NO	Not Applicable
22085000702			UPPER	NO	Not Applicable



Sabine, LOUISIANA

Census Tract	2021		2022		Change in Tract Income Class from 2021 through 2022
	Tract Income Class	Minority Tract	Tract Income Class	Minority Tract	

Summary Data: Sabine	2021	2022
Number of Census Tracts	7	9
Number of Minority Tracts	2	2
Percentage of Minority Tracts	28.57%	22.22%
Number of Low Income Tracts	0	0
Percentage of Low Income Tracts	0.00%	0.00%
Number of Moderate Income Tracts	2	2
Percentage of Moderate Income Tracts	28.57%	22.22%
Number of Middle Income Tracts	3	6
Percentage of Middle Income Tracts	42.86%	66.67%
Number of Upper Income Tracts	2	1
Percentage of Upper Income Tracts	28.57%	11.11%
Number of NA Income Tracts	0	0
Percentage of NA Income Tracts	0.00%	0.00%

St. Bernard, LOUISIANA

Census Tract	2021		2022		Change in Tract Income Class from 2021 through 2022
	Tract Income Class	Minority Tract	Tract Income Class	Minority Tract	
22087030203	MODERATE	NO	MODERATE	NO	No Change
22087030204	MODERATE	YES	MODERATE	YES	No Change
22087030206	UPPER	NO	MIDDLE	NO	UPPER to MIDDLE
22087030207	MIDDLE	NO	MIDDLE	NO	No Change
22087030208	MIDDLE	NO	MIDDLE	NO	No Change
22087030209	MIDDLE	NO	UPPER	NO	MIDDLE to UPPER
22087030300	MODERATE	NO	MODERATE	NO	No Change
22087030400	MODERATE	NO	MIDDLE	NO	MODERATE to MIDDLE
22087030500	MIDDLE	NO	MODERATE	NO	MIDDLE to MODERATE
22087030601	MODERATE	YES	MODERATE	YES	No Change
22087030602	MODERATE	NO	MODERATE	NO	No Change
22087030603	LOW	YES	LOW	YES	No Change
22087030700	MODERATE	NO	MODERATE	NO	No Change
22087030800	MODERATE	NO	MODERATE	YES	No Change
22087990000	NA	NO	NA	NO	No Change

St. Bernard, LOUISIANA

Census Tract	2021		2022		Change in Tract Income Class from 2021 through 2022
	Tract Income Class	Minority Tract	Tract Income Class	Minority Tract	
22087030103	MODERATE	NO	MODERATE	NO	No Change
22087030104	MIDDLE	NO	MIDDLE	NO	No Change
22087030105	MIDDLE	NO	NA	NO	MIDDLE to NA



St. Bernard, LOUISIANA

Census Tract	2021		2022		Change in Tract Income Class from 2021 through 2022
	Tract Income Class	Minority Tract	Tract Income Class	Minority Tract	
Summary Data: St. Bernard					
	2021	2022			
Number of Census Tracts	18	18			
Number of Minority Tracts	3	4			
Percentage of Minority Tracts	16.67%	22.22%			
Number of Low Income Tracts	1	1			
Percentage of Low Income Tracts	5.56%	5.56%			
Number of Moderate Income Tracts	9	9			
Percentage of Moderate Income Tracts	50.00%	50.00%			
Number of Middle Income Tracts	6	5			
Percentage of Middle Income Tracts	33.33%	27.78%			
Number of Upper Income Tracts	1	1			
Percentage of Upper Income Tracts	5.56%	5.56%			
Number of NA Income Tracts	1	2			
Percentage of NA Income Tracts	5.56%	11.11%			

St. Charles, LOUISIANA

Census Tract	2021		2022		Change in Tract Income Class from 2021 through 2022
	Tract Income Class	Minority Tract	Tract Income Class	Minority Tract	
22089060100	UPPER	NO	UPPER	NO	No Change
22089062100	MIDDLE	NO	MODERATE	YES	MIDDLE to MODERATE
22089062200	MIDDLE	YES	MODERATE	YES	MIDDLE to MODERATE

St. Charles, LOUISIANA

Census Tract	2021		2022		Change in Tract Income Class from 2021 through 2022
	Tract Income Class	Minority Tract	Tract Income Class	Minority Tract	
22089062301	UPPER	NO	UPPER	NO	No Change
22089062302	UPPER	NO	UPPER	NO	No Change
22089062400	MODERATE	NO	LOW	YES	MODERATE to LOW
22089062500	MIDDLE	NO	MIDDLE	NO	No Change
22089062700	MIDDLE	YES	MIDDLE	YES	No Change
22089062800	MIDDLE	YES	MIDDLE	YES	No Change
22089062900	MIDDLE	NO	MODERATE	NO	MIDDLE to MODERATE
22089063000	UPPER	NO	MIDDLE	NO	UPPER to MIDDLE
22089063100	UPPER	NO	UPPER	NO	No Change
22089063200	UPPER	NO	UPPER	NO	No Change



St. Charles, LOUISIANA

Census Tract	2021		2022		Change in Tract Income Class from 2021 through 2022
	Tract Income Class	Minority Tract	Tract Income Class	Minority Tract	

Summary Data: St. Charles	2021	2022
Number of Census Tracts	13	13
Number of Minority Tracts	3	5
Percentage of Minority Tracts	23.08%	38.46%
Number of Low Income Tracts	0	1
Percentage of Low Income Tracts	0.00%	7.69%
Number of Moderate Income Tracts	1	3
Percentage of Moderate Income Tracts	7.69%	23.08%
Number of Middle Income Tracts	6	4
Percentage of Middle Income Tracts	46.15%	30.77%
Number of Upper Income Tracts	6	5
Percentage of Upper Income Tracts	46.15%	38.46%
Number of NA Income Tracts	0	0
Percentage of NA Income Tracts	0.00%	0.00%

St. Helena, LOUISIANA

Census Tract	2021		2022		Change in Tract Income Class from 2021 through 2022
	Tract Income Class	Minority Tract	Tract Income Class	Minority Tract	
22091951100	MODERATE	NO	MIDDLE	YES	MODERATE to MIDDLE
22091951200	MODERATE	YES			Not Applicable
22091951201			MODERATE	YES	Not Applicable

St. Helena, LOUISIANA

Census Tract	2021		2022		Change in Tract Income Class from 2021 through 2022
	Tract Income Class	Minority Tract	Tract Income Class	Minority Tract	
22091951202			LOW	YES	Not Applicable

Summary Data: St. Helena	2021	2022
Number of Census Tracts	2	3
Number of Minority Tracts	1	3
Percentage of Minority Tracts	50.00%	100.00%
Number of Low Income Tracts	0	1
Percentage of Low Income Tracts	0.00%	33.33%
Number of Moderate Income Tracts	2	1
Percentage of Moderate Income Tracts	100.00%	33.33%
Number of Middle Income Tracts	0	1
Percentage of Middle Income Tracts	0.00%	33.33%
Number of Upper Income Tracts	0	0
Percentage of Upper Income Tracts	0.00%	0.00%
Number of NA Income Tracts	0	0
Percentage of NA Income Tracts	0.00%	0.00%

St. James, LOUISIANA

Census Tract	2021		2022		Change in Tract Income Class from 2021 through 2022
	Tract Income Class	Minority Tract	Tract Income Class	Minority Tract	
22093040100	MIDDLE	NO	MIDDLE	NO	No Change
22093040200	MIDDLE	NO	MODERATE	YES	MIDDLE to MODERATE



St. James, LOUISIANA

Census Tract	2021		2022		Change in Tract Income Class from 2021 through 2022
	Tract Income Class	Minority Tract	Tract Income Class	Minority Tract	
22093040300	UPPER	NO	UPPER	NO	No Change
22093040400	MODERATE	YES	MIDDLE	YES	MODERATE to MIDDLE
22093040500	MODERATE	YES	LOW	YES	MODERATE to LOW
22093040600	MIDDLE	YES	MODERATE	YES	MIDDLE to MODERATE
22093040700	MIDDLE	NO	MIDDLE	NO	No Change

Summary Data: St. James	2021	2022
Number of Census Tracts	7	7
Number of Minority Tracts	3	4
Percentage of Minority Tracts	42.86%	57.14%
Number of Low Income Tracts	0	1
Percentage of Low Income Tracts	0.00%	14.29%
Number of Moderate Income Tracts	2	2
Percentage of Moderate Income Tracts	28.57%	28.57%
Number of Middle Income Tracts	4	3
Percentage of Middle Income Tracts	57.14%	42.86%
Number of Upper Income Tracts	1	1
Percentage of Upper Income Tracts	14.29%	14.29%
Number of NA Income Tracts	0	0
Percentage of NA Income Tracts	0.00%	0.00%

St. John the Baptist, LOUISIANA

Census Tract	2021		2022		Change in Tract Income Class from 2021 through 2022
	Tract Income Class	Minority Tract	Tract Income Class	Minority Tract	
22095070100	UPPER	NO	UPPER	NO	No Change
22095070200	MIDDLE	YES	MIDDLE	YES	No Change
22095070300	MIDDLE	NO	MIDDLE	YES	No Change
22095070400	UPPER	NO	UPPER	YES	No Change
22095070500	MODERATE	YES	MODERATE	YES	No Change
22095070600	MODERATE	YES	UPPER	YES	MODERATE to UPPER
22095070700	MIDDLE	NO	MODERATE	NO	MIDDLE to MODERATE
22095070800	MODERATE	YES	LOW	YES	MODERATE to LOW
22095070900	MODERATE	YES	MIDDLE	YES	MODERATE to MIDDLE
22095071000	MODERATE	NO	MODERATE	NO	No Change
22095071100	MIDDLE	YES	MIDDLE	YES	No Change



St. John the Baptist, LOUISIANA

Census Tract	2021		2022		Change in Tract Income Class from 2021 through 2022
	Tract Income Class	Minority Tract	Tract Income Class	Minority Tract	


Summary Data: St. John the Baptist	2021	2022
Number of Census Tracts	11	11
Number of Minority Tracts	6	8
Percentage of Minority Tracts	54.55%	72.73%
Number of Low Income Tracts	0	1
Percentage of Low Income Tracts	0.00%	9.09%
Number of Moderate Income Tracts	5	3
Percentage of Moderate Income Tracts	45.45%	27.27%
Number of Middle Income Tracts	4	4
Percentage of Middle Income Tracts	36.36%	36.36%
Number of Upper Income Tracts	2	3
Percentage of Upper Income Tracts	18.18%	27.27%
Number of NA Income Tracts	0	0
Percentage of NA Income Tracts	0.00%	0.00%

St. Landry, LOUISIANA

Census Tract	2021		2022		Change in Tract Income Class from 2021 through 2022
	Tract Income Class	Minority Tract	Tract Income Class	Minority Tract	
22097960100	MODERATE	NO	MODERATE	NO	No Change
22097960200	UPPER	NO	MODERATE	NO	UPPER to MODERATE
22097960300	MIDDLE	NO	MIDDLE	NO	No Change

St. Landry, LOUISIANA

Census Tract	2021		2022		Change in Tract Income Class from 2021 through 2022
	Tract Income Class	Minority Tract	Tract Income Class	Minority Tract	
22097960400	MIDDLE	NO	MODERATE	NO	MIDDLE to MODERATE
22097960500	MIDDLE	NO	UPPER	NO	MIDDLE to UPPER
22097960600	MODERATE	YES			Not Applicable
22097960601			MIDDLE	YES	Not Applicable
22097960602			UPPER	NO	Not Applicable
22097960700	MIDDLE	NO			Not Applicable
22097960701			MODERATE	NO	Not Applicable
22097960702			UPPER	NO	Not Applicable
22097960800	MIDDLE	NO	MIDDLE	NO	No Change
22097960900	MODERATE	YES			Not Applicable
22097960901			MODERATE	NO	Not Applicable
22097960902			MODERATE	YES	Not Applicable
22097961000	MIDDLE	NO	MODERATE	NO	MIDDLE to MODERATE
22097961100	MODERATE	NO	MIDDLE	NO	MODERATE to MIDDLE
22097961200	MIDDLE	YES	UPPER	YES	MIDDLE to UPPER
22097961300	LOW	YES			Not Applicable
22097961301			LOW	YES	Not Applicable
22097961302			MODERATE	YES	Not Applicable
22097961400	MODERATE	YES			Not Applicable
22097961401			MIDDLE	YES	Not Applicable
22097961402			MODERATE	YES	Not Applicable
22097961500	MIDDLE	YES			Not Applicable
22097961501			NA	YES	Not Applicable
22097961502			MIDDLE	NO	Not Applicable
22097961600	LOW	YES			Not Applicable
22097961601			LOW	YES	Not Applicable
22097961602			MODERATE	YES	Not Applicable



St. Landry, LOUISIANA

Census Tract	2021		2022		Change in Tract Income Class from 2021 through 2022
	Tract Income Class	Minority Tract	Tract Income Class	Minority Tract	
22097961700	UPPER	NO			Not Applicable
22097961701			MIDDLE	NO	Not Applicable
22097961702			MIDDLE	NO	Not Applicable
22097961800	UPPER	NO			Not Applicable
22097961801			UPPER	NO	Not Applicable
22097961802			UPPER	NO	Not Applicable
22097961900	MIDDLE	YES	MIDDLE	YES	No Change

Summary Data: St. Landry	2021	2022
Number of Census Tracts	19	28
Number of Minority Tracts	8	11
Percentage of Minority Tracts	42.11%	39.29%
Number of Low Income Tracts	2	2
Percentage of Low Income Tracts	10.53%	7.14%
Number of Moderate Income Tracts	5	10
Percentage of Moderate Income Tracts	26.32%	35.71%
Number of Middle Income Tracts	9	9
Percentage of Middle Income Tracts	47.37%	32.14%
Number of Upper Income Tracts	3	6
Percentage of Upper Income Tracts	15.79%	21.43%
Number of NA Income Tracts	0	1
Percentage of NA Income Tracts	0.00%	3.57%

St. Martin, LOUISIANA

Census Tract	2021		2022		Change in Tract Income Class from 2021 through 2022
	Tract Income Class	Minority Tract	Tract Income Class	Minority Tract	
22099020100	MODERATE	NO			Not Applicable
22099020101			MODERATE	NO	Not Applicable
22099020102			MIDDLE	NO	Not Applicable
22099020200	MIDDLE	NO			Not Applicable
22099020201			MIDDLE	NO	Not Applicable
22099020202			MIDDLE	NO	Not Applicable
22099020301	MIDDLE	NO	MIDDLE	NO	No Change
22099020302	MIDDLE	NO			Not Applicable
22099020303			MODERATE	NO	Not Applicable
22099020304			MODERATE	NO	Not Applicable
22099020400	MIDDLE	NO			Not Applicable
22099020401			MODERATE	NO	Not Applicable
22099020402			MODERATE	NO	Not Applicable
22099020501	MODERATE	YES			Not Applicable
22099020502	MIDDLE	NO	MIDDLE	NO	No Change
22099020503			MODERATE	NO	Not Applicable
22099020504			LOW	YES	Not Applicable
22099020600	MODERATE	YES			Not Applicable
22099020601			MIDDLE	NO	Not Applicable
22099020602			MODERATE	YES	Not Applicable
22099020800	MIDDLE	NO	UPPER	NO	MIDDLE to UPPER
22099020900	MIDDLE	NO	MIDDLE	NO	No Change
22099021000	UPPER	NO	UPPER	NO	No Change



St. Martin, LOUISIANA

Census Tract	2021		2022		Change in Tract Income Class from 2021 through 2022
	Tract Income Class	Minority Tract	Tract Income Class	Minority Tract	
Summary Data: St. Martin			2021	2022	
Number of Census Tracts			11	17	
Number of Minority Tracts			2	2	
Percentage of Minority Tracts			18.18%	11.76%	
Number of Low Income Tracts			0	1	
Percentage of Low Income Tracts			0.00%	5.88%	
Number of Moderate Income Tracts			3	7	
Percentage of Moderate Income Tracts			27.27%	41.18%	
Number of Middle Income Tracts			7	7	
Percentage of Middle Income Tracts			63.64%	41.18%	
Number of Upper Income Tracts			1	2	
Percentage of Upper Income Tracts			9.09%	11.76%	
Number of NA Income Tracts			0	0	
Percentage of NA Income Tracts			0.00%	0.00%	

St. Mary, LOUISIANA

Census Tract	2021		2022		Change in Tract Income Class from 2021 through 2022
	Tract Income Class	Minority Tract	Tract Income Class	Minority Tract	
22101040100	MIDDLE	YES	MIDDLE	YES	No Change
22101040200	UPPER	NO	MIDDLE	NO	UPPER to MIDDLE
22101040300	MODERATE	YES	MIDDLE	YES	MODERATE to MIDDLE

St. Mary, LOUISIANA

Census Tract	2021		2022		Change in Tract Income Class from 2021 through 2022
	Tract Income Class	Minority Tract	Tract Income Class	Minority Tract	
22101040400	MIDDLE	NO	MODERATE	NO	MIDDLE to MODERATE
22101040500	MIDDLE	NO	MIDDLE	NO	No Change
22101040600	MIDDLE	NO	MIDDLE	NO	No Change
22101040700	MIDDLE	YES	MIDDLE	YES	No Change
22101040800	UPPER	NO	UPPER	NO	No Change
22101040900	UPPER	NO	UPPER	NO	No Change
22101041000	MIDDLE	NO	UPPER	NO	MIDDLE to UPPER
22101041100	MODERATE	YES	MODERATE	YES	No Change
22101041200	MODERATE	YES	MIDDLE	YES	MODERATE to MIDDLE
22101041300	MIDDLE	NO	MIDDLE	NO	No Change
22101041400	MIDDLE	YES	MIDDLE	YES	No Change
22101041500	MIDDLE	NO	MIDDLE	NO	No Change
22101041600	LOW	YES	MIDDLE	YES	LOW to MIDDLE
22101990000	NA	NO	NA	NO	No Change



St. Mary, LOUISIANA

Census Tract	2021		2022		Change in Tract Income Class from 2021 through 2022
	Tract Income Class	Minority Tract	Tract Income Class	Minority Tract	

Summary Data: St. Mary	2021	2022
Number of Census Tracts	17	17
Number of Minority Tracts	7	7
Percentage of Minority Tracts	41.18%	41.18%
Number of Low Income Tracts	1	0
Percentage of Low Income Tracts	5.88%	0.00%
Number of Moderate Income Tracts	3	2
Percentage of Moderate Income Tracts	17.65%	11.76%
Number of Middle Income Tracts	9	11
Percentage of Middle Income Tracts	52.94%	64.71%
Number of Upper Income Tracts	3	3
Percentage of Upper Income Tracts	17.65%	17.65%
Number of NA Income Tracts	1	1
Percentage of NA Income Tracts	5.88%	5.88%

St. Tammany, LOUISIANA

Census Tract	2021		2022		Change in Tract Income Class from 2021 through 2022
	Tract Income Class	Minority Tract	Tract Income Class	Minority Tract	
22103040102	MIDDLE	NO			Not Applicable
22103040103	MIDDLE	NO	MIDDLE	NO	No Change
22103040104	MIDDLE	NO			Not Applicable

St. Tammany, LOUISIANA

Census Tract	2021		2022		Change in Tract Income Class from 2021 through 2022
	Tract Income Class	Minority Tract	Tract Income Class	Minority Tract	
22103040105			MIDDLE	NO	Not Applicable
22103040106			MIDDLE	NO	Not Applicable
22103040107			MIDDLE	NO	Not Applicable
22103040108			MODERATE	NO	Not Applicable
22103040201	MIDDLE	NO			Not Applicable
22103040202	MIDDLE	NO			Not Applicable
22103040203			MIDDLE	NO	Not Applicable
22103040204			UPPER	NO	Not Applicable
22103040205			UPPER	NO	Not Applicable
22103040206			MIDDLE	NO	Not Applicable
22103040303	UPPER	NO			Not Applicable
22103040304	UPPER	NO	UPPER	NO	No Change
22103040305	UPPER	NO			Not Applicable
22103040306			UPPER	NO	Not Applicable
22103040307			UPPER	NO	Not Applicable
22103040308			MIDDLE	NO	Not Applicable
22103040309			UPPER	NO	Not Applicable
22103040400	UPPER	NO			Not Applicable
22103040401			UPPER	NO	Not Applicable
22103040402			UPPER	NO	Not Applicable
22103040501	MODERATE	YES	MODERATE	YES	No Change
22103040502	MODERATE	NO	UPPER	NO	MODERATE to UPPER
22103040601	UPPER	NO	UPPER	NO	No Change
22103040602	MIDDLE	NO	UPPER	NO	MIDDLE to UPPER
22103040604	MIDDLE	NO			Not Applicable
22103040605	UPPER	NO			Not Applicable
22103040606			MIDDLE	NO	Not Applicable



St. Tammany, LOUISIANA

Census Tract	2021		2022		Change in Tract Income Class from 2021 through 2022
	Tract Income Class	Minority Tract	Tract Income Class	Minority Tract	
22103040607			UPPER	NO	Not Applicable
22103040608			MIDDLE	NO	Not Applicable
22103040609			MODERATE	NO	Not Applicable
22103040701	MIDDLE	NO			Not Applicable
22103040704	MODERATE	NO			Not Applicable
22103040705	MIDDLE	NO	UPPER	NO	MIDDLE to UPPER
22103040706	MIDDLE	NO	MIDDLE	NO	No Change
22103040708	UPPER	NO	UPPER	NO	No Change
22103040709	UPPER	NO	MIDDLE	NO	UPPER to MIDDLE
22103040710	MIDDLE	NO	UPPER	NO	MIDDLE to UPPER
22103040711			MIDDLE	YES	Not Applicable
22103040712			MIDDLE	NO	Not Applicable
22103040713			MODERATE	NO	Not Applicable
22103040714			MODERATE	NO	Not Applicable
22103040801	MIDDLE	NO	MIDDLE	NO	No Change
22103040802	UPPER	NO			Not Applicable
22103040803	MIDDLE	YES			Not Applicable
22103040804			UPPER	NO	Not Applicable
22103040805			MIDDLE	NO	Not Applicable
22103040806			MIDDLE	YES	Not Applicable
22103040807			MIDDLE	YES	Not Applicable
22103040900	MODERATE	YES	LOW	YES	MODERATE to LOW
22103041002	MIDDLE	NO	MIDDLE	NO	No Change
22103041003	MIDDLE	NO	UPPER	NO	MIDDLE to UPPER
22103041004	MIDDLE	NO	MIDDLE	NO	No Change
22103041101	MIDDLE	NO	MIDDLE	NO	No Change
22103041102	MIDDLE	NO			Not Applicable

St. Tammany, LOUISIANA

Census Tract	2021		2022		Change in Tract Income Class from 2021 through 2022
	Tract Income Class	Minority Tract	Tract Income Class	Minority Tract	
22103041103	MODERATE	NO	MODERATE	YES	No Change
22103041104	MIDDLE	NO	MODERATE	NO	MIDDLE to MODERATE
22103041105			MODERATE	YES	Not Applicable
22103041106			NA	NO	Not Applicable
22103041202	MODERATE	NO	MIDDLE	NO	MODERATE to MIDDLE
22103041204	MIDDLE	NO			Not Applicable
22103041207	UPPER	NO	UPPER	NO	No Change
22103041208	UPPER	NO	UPPER	NO	No Change
22103041209	UPPER	NO	UPPER	NO	No Change
22103041210	UPPER	NO	MIDDLE	NO	UPPER to MIDDLE
22103041211	UPPER	NO	UPPER	NO	No Change
22103041212	UPPER	NO	UPPER	NO	No Change
22103041213			MIDDLE	NO	Not Applicable
22103041214			UPPER	NO	Not Applicable
22103041300	UPPER	NO			Not Applicable
22103041301			UPPER	NO	Not Applicable
22103041302			UPPER	NO	Not Applicable
22103990000	NA	NO	NA	NO	No Change



St. Tammany, LOUISIANA

Census Tract	2021		2022		Change in Tract Income Class from 2021 through 2022
	Tract Income Class	Minority Tract	Tract Income Class	Minority Tract	


Summary Data: St. Tammany	2021	2022
Number of Census Tracts	43	59
Number of Minority Tracts	3	7
Percentage of Minority Tracts	6.98%	11.86%
Number of Low Income Tracts	0	1
Percentage of Low Income Tracts	0.00%	1.69%
Number of Moderate Income Tracts	6	8
Percentage of Moderate Income Tracts	13.95%	13.56%
Number of Middle Income Tracts	20	23
Percentage of Middle Income Tracts	46.51%	38.98%
Number of Upper Income Tracts	16	25
Percentage of Upper Income Tracts	37.21%	42.37%
Number of NA Income Tracts	1	2
Percentage of NA Income Tracts	2.33%	3.39%

Tangipahoa, LOUISIANA

Census Tract	2021		2022		Change in Tract Income Class from 2021 through 2022
	Tract Income Class	Minority Tract	Tract Income Class	Minority Tract	
22105953200	MIDDLE	NO	MIDDLE	NO	No Change
22105953300	MODERATE	YES	MODERATE	YES	No Change
22105953400	MODERATE	YES			Not Applicable

Tangipahoa, LOUISIANA

Census Tract	2021		2022		Change in Tract Income Class from 2021 through 2022
	Tract Income Class	Minority Tract	Tract Income Class	Minority Tract	
22105953401			MIDDLE	YES	Not Applicable
22105953402			MIDDLE	NO	Not Applicable
22105953500	MIDDLE	NO			Not Applicable
22105953501			MIDDLE	NO	Not Applicable
22105953502			MIDDLE	NO	Not Applicable
22105953600	MODERATE	YES			Not Applicable
22105953601			MODERATE	YES	Not Applicable
22105953602			MODERATE	YES	Not Applicable
22105953700	UPPER	NO			Not Applicable
22105953701			MIDDLE	NO	Not Applicable
22105953702			UPPER	NO	Not Applicable
22105953800	MIDDLE	NO	MIDDLE	NO	No Change
22105953900	MIDDLE	NO			Not Applicable
22105953901			UPPER	YES	Not Applicable
22105953902			MIDDLE	NO	Not Applicable
22105954001	MODERATE	NO	LOW	NO	MODERATE to LOW
22105954002	MIDDLE	NO			Not Applicable
22105954003			MIDDLE	NO	Not Applicable
22105954004			MIDDLE	YES	Not Applicable
22105954101	MIDDLE	NO			Not Applicable
22105954102	UPPER	NO			Not Applicable
22105954103			UPPER	NO	Not Applicable
22105954104			LOW	YES	Not Applicable
22105954105			MIDDLE	NO	Not Applicable
22105954106			UPPER	NO	Not Applicable
22105954200	MIDDLE	NO	MIDDLE	NO	No Change
22105954300	MODERATE	YES	LOW	YES	MODERATE to LOW



Tangipahoa, LOUISIANA

Census Tract	2021		2022		Change in Tract Income Class from 2021 through 2022
	Tract Income Class	Minority Tract	Tract Income Class	Minority Tract	
22105954400	MIDDLE	YES	MODERATE	YES	MIDDLE to MODERATE
22105954501	MIDDLE	NO			Not Applicable
22105954502	MIDDLE	NO			Not Applicable
22105954503			MODERATE	NO	Not Applicable
22105954504			UPPER	NO	Not Applicable
22105954505			MIDDLE	NO	Not Applicable
22105954506			NA	YES	Not Applicable
22105954600	UPPER	NO			Not Applicable
22105954601			UPPER	NO	Not Applicable
22105954602			UPPER	NO	Not Applicable
22105954700	UPPER	NO	MIDDLE	NO	UPPER to MIDDLE
22105954800	MIDDLE	NO	MIDDLE	NO	No Change

Tangipahoa, LOUISIANA

Census Tract	2021		2022		Change in Tract Income Class from 2021 through 2022
	Tract Income Class	Minority Tract	Tract Income Class	Minority Tract	

Summary Data: Tangipahoa	2021	2022
Number of Census Tracts	20	31
Number of Minority Tracts	5	10
Percentage of Minority Tracts	25.00%	32.26%
Number of Low Income Tracts	0	3
Percentage of Low Income Tracts	0.00%	9.68%
Number of Moderate Income Tracts	5	5
Percentage of Moderate Income Tracts	25.00%	16.13%
Number of Middle Income Tracts	11	15
Percentage of Middle Income Tracts	55.00%	48.39%
Number of Upper Income Tracts	4	7
Percentage of Upper Income Tracts	20.00%	22.58%
Number of NA Income Tracts	0	1
Percentage of NA Income Tracts	0.00%	3.23%

Tensas, LOUISIANA

Census Tract	2021		2022		Change in Tract Income Class from 2021 through 2022
	Tract Income Class	Minority Tract	Tract Income Class	Minority Tract	
22107000100	MIDDLE	NO	MIDDLE	NO	No Change
22107000200	MODERATE	NO	MODERATE	NO	No Change
22107000300	MODERATE	YES	MODERATE	YES	No Change



Tensas, LOUISIANA

Census Tract	2021		2022		Change in Tract Income Class from 2021 through 2022
	Tract Income Class	Minority Tract	Tract Income Class	Minority Tract	


Summary Data: Tensas	2021	2022
Number of Census Tracts	3	3
Number of Minority Tracts	1	1
Percentage of Minority Tracts	33.33%	33.33%
Number of Low Income Tracts	0	0
Percentage of Low Income Tracts	0.00%	0.00%
Number of Moderate Income Tracts	2	2
Percentage of Moderate Income Tracts	66.67%	66.67%
Number of Middle Income Tracts	1	1
Percentage of Middle Income Tracts	33.33%	33.33%
Number of Upper Income Tracts	0	0
Percentage of Upper Income Tracts	0.00%	0.00%
Number of NA Income Tracts	0	0
Percentage of NA Income Tracts	0.00%	0.00%

Terrebonne, LOUISIANA

Census Tract	2021		2022		Change in Tract Income Class from 2021 through 2022
	Tract Income Class	Minority Tract	Tract Income Class	Minority Tract	
22109000101	MIDDLE	NO			Not Applicable
22109000102	MODERATE	YES			Not Applicable
22109000103			MIDDLE	NO	Not Applicable

Terrebonne, LOUISIANA

Census Tract	2021		2022		Change in Tract Income Class from 2021 through 2022
	Tract Income Class	Minority Tract	Tract Income Class	Minority Tract	
22109000104			MODERATE	NO	Not Applicable
22109000105			MODERATE	NO	Not Applicable
22109000106			MIDDLE	NO	Not Applicable
22109000201	MODERATE	NO	MODERATE	NO	No Change
22109000202	MIDDLE	NO			Not Applicable
22109000203			UPPER	NO	Not Applicable
22109000204			MIDDLE	NO	Not Applicable
22109000300	MIDDLE	NO	MODERATE	NO	MIDDLE to MODERATE
22109000401	MIDDLE	NO	MIDDLE	NO	No Change
22109000402	UPPER	NO	MIDDLE	NO	UPPER to MIDDLE
22109000500	MIDDLE	NO			Not Applicable
22109000501			LOW	YES	Not Applicable
22109000502			UPPER	NO	Not Applicable
22109000600	MIDDLE	NO			Not Applicable
22109000601			NA	NO	Not Applicable
22109000602			MODERATE	YES	Not Applicable
22109000700	MODERATE	YES			Not Applicable
22109000701			LOW	YES	Not Applicable
22109000702			LOW	YES	Not Applicable
22109000800	MODERATE	NO	MIDDLE	NO	MODERATE to MIDDLE
22109000900	MODERATE	NO			Not Applicable
22109000901			MIDDLE	NO	Not Applicable
22109000902			MODERATE	NO	Not Applicable
22109001000	UPPER	NO			Not Applicable
22109001001			UPPER	NO	Not Applicable
22109001002			UPPER	NO	Not Applicable
22109001100	MIDDLE	NO	MODERATE	NO	MIDDLE to MODERATE



Terrebonne, LOUISIANA

Census Tract	2021		2022		Change in Tract Income Class from 2021 through 2022
	Tract Income Class	Minority Tract	Tract Income Class	Minority Tract	
22109001201	MIDDLE	NO	MIDDLE	NO	No Change
22109001202	MIDDLE	NO	MIDDLE	NO	No Change
22109001300	MODERATE	YES			Not Applicable
22109001301			MODERATE	YES	Not Applicable
22109001302			MODERATE	YES	Not Applicable
22109001303			MIDDLE	YES	Not Applicable
22109001400	MIDDLE	NO	MIDDLE	NO	No Change
22109001500	UPPER	NO			Not Applicable
22109001501			UPPER	NO	Not Applicable
22109001502			UPPER	NO	Not Applicable
22109001600	MIDDLE	YES	MIDDLE	NO	No Change
22109001700	UPPER	NO			Not Applicable
22109001701			UPPER	NO	Not Applicable
22109001702			UPPER	NO	Not Applicable
22109001703			UPPER	NO	Not Applicable
22109990000	NA	NO	NA	NO	No Change

Terrebonne, LOUISIANA

Census Tract	2021		2022		Change in Tract Income Class from 2021 through 2022
	Tract Income Class	Minority Tract	Tract Income Class	Minority Tract	

Summary Data: Terrebonne	2021	2022
Number of Census Tracts	22	35
Number of Minority Tracts	4	7
Percentage of Minority Tracts	18.18%	20.00%
Number of Low Income Tracts	0	3
Percentage of Low Income Tracts	0.00%	8.57%
Number of Moderate Income Tracts	6	9
Percentage of Moderate Income Tracts	27.27%	25.71%
Number of Middle Income Tracts	11	12
Percentage of Middle Income Tracts	50.00%	34.29%
Number of Upper Income Tracts	4	9
Percentage of Upper Income Tracts	18.18%	25.71%
Number of NA Income Tracts	1	2
Percentage of NA Income Tracts	4.55%	5.71%

Union, LOUISIANA

Census Tract	2021		2022		Change in Tract Income Class from 2021 through 2022
	Tract Income Class	Minority Tract	Tract Income Class	Minority Tract	
22111960100	MIDDLE	NO	MIDDLE	NO	No Change
22111960200	MIDDLE	NO	MIDDLE	NO	No Change
22111960300	MIDDLE	NO	UPPER	NO	MIDDLE to UPPER



Union, LOUISIANA

Census Tract	2021		2022		Change in Tract Income Class from 2021 through 2022
	Tract Income Class	Minority Tract	Tract Income Class	Minority Tract	
22111960400	LOW	YES	MODERATE	YES	LOW to MODERATE
22111960500	MIDDLE	NO	MIDDLE	NO	No Change
22111960600	UPPER	NO	MIDDLE	NO	UPPER to MIDDLE

Summary Data: Union	2021	2022
Number of Census Tracts	6	6
Number of Minority Tracts	1	1
Percentage of Minority Tracts	16.67%	16.67%
Number of Low Income Tracts	1	0
Percentage of Low Income Tracts	16.67%	0.00%
Number of Moderate Income Tracts	0	1
Percentage of Moderate Income Tracts	0.00%	16.67%
Number of Middle Income Tracts	4	4
Percentage of Middle Income Tracts	66.67%	66.67%
Number of Upper Income Tracts	1	1
Percentage of Upper Income Tracts	16.67%	16.67%
Number of NA Income Tracts	0	0
Percentage of NA Income Tracts	0.00%	0.00%

Vermilion, LOUISIANA

Census Tract	2021		2022		Change in Tract Income Class from 2021 through 2022
	Tract Income Class	Minority Tract	Tract Income Class	Minority Tract	
22113950100	MIDDLE	NO			Not Applicable
22113950101			MIDDLE	NO	Not Applicable
22113950102			MIDDLE	NO	Not Applicable
22113950103			MIDDLE	NO	Not Applicable
22113950200	MIDDLE	NO			Not Applicable
22113950201			MIDDLE	NO	Not Applicable
22113950202			MIDDLE	NO	Not Applicable
22113950400	MODERATE	NO	MIDDLE	NO	MODERATE to MIDDLE
22113950500	MIDDLE	NO	MIDDLE	NO	No Change
22113950600	UPPER	NO	MIDDLE	NO	UPPER to MIDDLE
22113950700	MODERATE	NO	MODERATE	NO	No Change
22113950800	LOW	YES	MODERATE	YES	LOW to MODERATE
22113950901	MIDDLE	NO	MIDDLE	NO	No Change
22113950902	MIDDLE	NO			Not Applicable
22113950903			UPPER	NO	Not Applicable
22113950904			UPPER	NO	Not Applicable
22113951001	MIDDLE	NO	MODERATE	NO	MIDDLE to MODERATE
22113951002	MIDDLE	NO	MIDDLE	NO	No Change
22113951100	MODERATE	NO	MODERATE	NO	No Change
22113990000	NA	NO	NA	NO	No Change

Vermilion, LOUISIANA

Census Tract	2021		2022		Change in Tract Income Class from 2021 through 2022
	Tract Income Class	Minority Tract	Tract Income Class	Minority Tract	



Vermilion, LOUISIANA

Census Tract	2021		2022		Change in Tract Income Class from 2021 through 2022
	Tract Income Class	Minority Tract	Tract Income Class	Minority Tract	

Summary Data: Vermilion	2021	2022
Number of Census Tracts	13	17
Number of Minority Tracts	1	1
Percentage of Minority Tracts	7.69%	5.88%
Number of Low Income Tracts	1	0
Percentage of Low Income Tracts	7.69%	0.00%
Number of Moderate Income Tracts	3	4
Percentage of Moderate Income Tracts	23.08%	23.53%
Number of Middle Income Tracts	7	10
Percentage of Middle Income Tracts	53.85%	58.82%
Number of Upper Income Tracts	1	2
Percentage of Upper Income Tracts	7.69%	11.76%
Number of NA Income Tracts	1	1
Percentage of NA Income Tracts	7.69%	5.88%

Vernon, LOUISIANA

Census Tract	2021		2022		Change in Tract Income Class from 2021 through 2022
	Tract Income Class	Minority Tract	Tract Income Class	Minority Tract	
22115950301			UPPER	NO	Not Applicable
22115950302			UPPER	NO	Not Applicable
22115950400	MIDDLE	YES	MIDDLE	YES	No Change
22115950500	MIDDLE	NO			Not Applicable
22115950501			MIDDLE	NO	Not Applicable
22115950502			MIDDLE	YES	Not Applicable
22115950600	UPPER	NO	UPPER	NO	No Change
22115950701	UPPER	NO	UPPER	NO	No Change
22115950702	MIDDLE	YES	MIDDLE	YES	No Change
22115950703	MIDDLE	NO	MODERATE	NO	MIDDLE to MODERATE
22115950704	UPPER	NO	MIDDLE	NO	UPPER to MIDDLE
22115950800	MIDDLE	NO			Not Applicable
22115950801			UPPER	NO	Not Applicable
22115950802			UPPER	NO	Not Applicable
22115950900	UPPER	NO			Not Applicable
22115950901			UPPER	NO	Not Applicable
22115950902			UPPER	NO	Not Applicable

Vernon, LOUISIANA

Census Tract	2021		2022		Change in Tract Income Class from 2021 through 2022
	Tract Income Class	Minority Tract	Tract Income Class	Minority Tract	
22115950100	UPPER	NO	UPPER	NO	No Change
22115950200	UPPER	NO	UPPER	NO	No Change
22115950300	MIDDLE	NO			Not Applicable



Vernon, LOUISIANA

Census Tract	2021		2022		Change in Tract Income Class from 2021 through 2022
	Tract Income Class	Minority Tract	Tract Income Class	Minority Tract	
Summary Data: Vernon					
	2021	2022			
Number of Census Tracts	12	16			
Number of Minority Tracts	2	3			
Percentage of Minority Tracts	16.67%	18.75%			
Number of Low Income Tracts	0	0			
Percentage of Low Income Tracts	0.00%	0.00%			
Number of Moderate Income Tracts	0	1			
Percentage of Moderate Income Tracts	0.00%	6.25%			
Number of Middle Income Tracts	6	5			
Percentage of Middle Income Tracts	50.00%	31.25%			
Number of Upper Income Tracts	6	10			
Percentage of Upper Income Tracts	50.00%	62.50%			
Number of NA Income Tracts	0	0			
Percentage of NA Income Tracts	0.00%	0.00%			

Washington, LOUISIANA

Census Tract	2021		2022		Change in Tract Income Class from 2021 through 2022
	Tract Income Class	Minority Tract	Tract Income Class	Minority Tract	
22117950101	MIDDLE	NO	MIDDLE	NO	No Change
22117950102	MIDDLE	NO	MIDDLE	NO	No Change
22117950200	UPPER	NO			Not Applicable

Washington, LOUISIANA

Census Tract	2021		2022		Change in Tract Income Class from 2021 through 2022
	Tract Income Class	Minority Tract	Tract Income Class	Minority Tract	
22117950201			MIDDLE	NO	Not Applicable
22117950202			MIDDLE	NO	Not Applicable
22117950300	MIDDLE	YES	MODERATE	YES	MIDDLE to MODERATE
22117950400	MIDDLE	NO	UPPER	NO	MIDDLE to UPPER
22117950500	MIDDLE	NO			Not Applicable
22117950501			UPPER	NO	Not Applicable
22117950502			MIDDLE	NO	Not Applicable
22117950600	MIDDLE	NO	MIDDLE	NO	No Change
22117950700	MODERATE	NO	MIDDLE	NO	MODERATE to MIDDLE
22117950800	MODERATE	YES	MODERATE	YES	No Change
22117950900	LOW	YES	MODERATE	YES	LOW to MODERATE
22117951000	MIDDLE	NO	MODERATE	NO	MIDDLE to MODERATE



Washington, LOUISIANA

Census Tract	2021		2022		Change in Tract Income Class from 2021 through 2022
	Tract Income Class	Minority Tract	Tract Income Class	Minority Tract	

Summary Data: Washington	2021	2022
Number of Census Tracts	11	13
Number of Minority Tracts	3	3
Percentage of Minority Tracts	27.27%	23.08%
Number of Low Income Tracts	1	0
Percentage of Low Income Tracts	9.09%	0.00%
Number of Moderate Income Tracts	2	4
Percentage of Moderate Income Tracts	18.18%	30.77%
Number of Middle Income Tracts	7	7
Percentage of Middle Income Tracts	63.64%	53.85%
Number of Upper Income Tracts	1	2
Percentage of Upper Income Tracts	9.09%	15.38%
Number of NA Income Tracts	0	0
Percentage of NA Income Tracts	0.00%	0.00%

Webster, LOUISIANA

Census Tract	2021		2022		Change in Tract Income Class from 2021 through 2022
	Tract Income Class	Minority Tract	Tract Income Class	Minority Tract	
22119031400	MIDDLE	NO	MODERATE	NO	MIDDLE to MODERATE
22119031500	MIDDLE	NO			Not Applicable
22119031501			MIDDLE	NO	Not Applicable
22119031502			MODERATE	NO	Not Applicable
22119031600	UPPER	NO	UPPER	NO	No Change
22119031700	LOW	YES	LOW	YES	No Change
22119031800	MIDDLE	NO	MODERATE	YES	MIDDLE to MODERATE
22119031900	MODERATE	YES	MODERATE	YES	No Change
22119032000	UPPER	NO	MIDDLE	NO	UPPER to MIDDLE
22119032100	MIDDLE	NO			Not Applicable
22119032101			MIDDLE	NO	Not Applicable
22119032102			MODERATE	NO	Not Applicable

Webster, LOUISIANA

Census Tract	2021		2022		Change in Tract Income Class from 2021 through 2022
	Tract Income Class	Minority Tract	Tract Income Class	Minority Tract	
22119031100	UPPER	NO	MODERATE	NO	UPPER to MODERATE
22119031200	MIDDLE	NO	MODERATE	NO	MIDDLE to MODERATE
22119031300	MODERATE	NO	MODERATE	NO	No Change



Webster, LOUISIANA

Census Tract	2021		2022		Change in Tract Income Class from 2021 through 2022
	Tract Income Class	Minority Tract	Tract Income Class	Minority Tract	

Summary Data: Webster	2021	2022
Number of Census Tracts	11	13
Number of Minority Tracts	2	3
Percentage of Minority Tracts	18.18%	23.08%
Number of Low Income Tracts	1	1
Percentage of Low Income Tracts	9.09%	7.69%
Number of Moderate Income Tracts	2	8
Percentage of Moderate Income Tracts	18.18%	61.54%
Number of Middle Income Tracts	5	3
Percentage of Middle Income Tracts	45.45%	23.08%
Number of Upper Income Tracts	3	1
Percentage of Upper Income Tracts	27.27%	7.69%
Number of NA Income Tracts	0	0
Percentage of NA Income Tracts	0.00%	0.00%

West Baton Rouge, LOUISIANA

Census Tract	2021		2022		Change in Tract Income Class from 2021 through 2022
	Tract Income Class	Minority Tract	Tract Income Class	Minority Tract	
22121020100	MIDDLE	YES	MIDDLE	YES	No Change
22121020200	MODERATE	YES	MIDDLE	YES	MODERATE to MIDDLE
22121020300	MIDDLE	NO			Not Applicable

West Baton Rouge, LOUISIANA

Census Tract	2021		2022		Change in Tract Income Class from 2021 through 2022
	Tract Income Class	Minority Tract	Tract Income Class	Minority Tract	
22121020301			MIDDLE	NO	Not Applicable
22121020302			MODERATE	NO	Not Applicable
22121020401	MIDDLE	NO	MIDDLE	YES	No Change
22121020402	UPPER	NO	UPPER	NO	No Change

Summary Data: West Baton Rouge	2021	2022
Number of Census Tracts	5	6
Number of Minority Tracts	2	3
Percentage of Minority Tracts	40.00%	50.00%
Number of Low Income Tracts	0	0
Percentage of Low Income Tracts	0.00%	0.00%
Number of Moderate Income Tracts	1	1
Percentage of Moderate Income Tracts	20.00%	16.67%
Number of Middle Income Tracts	3	4
Percentage of Middle Income Tracts	60.00%	66.67%
Number of Upper Income Tracts	1	1
Percentage of Upper Income Tracts	20.00%	16.67%
Number of NA Income Tracts	0	0
Percentage of NA Income Tracts	0.00%	0.00%



West Carroll, LOUISIANA

Census Tract	2021		2022		Change in Tract Income Class from 2021 through 2022
	Tract Income Class	Minority Tract	Tract Income Class	Minority Tract	
22123000100	MIDDLE	NO	MIDDLE	NO	No Change
22123000200	MIDDLE	NO	UPPER	NO	MIDDLE to UPPER
22123000300	MIDDLE	NO	MIDDLE	NO	No Change

Summary Data: West Carroll	2021	2022
Number of Census Tracts	3	3
Number of Minority Tracts	0	0
Percentage of Minority Tracts	0.00%	0.00%
Number of Low Income Tracts	0	0
Percentage of Low Income Tracts	0.00%	0.00%
Number of Moderate Income Tracts	0	0
Percentage of Moderate Income Tracts	0.00%	0.00%
Number of Middle Income Tracts	3	2
Percentage of Middle Income Tracts	100.00%	66.67%
Number of Upper Income Tracts	0	1
Percentage of Upper Income Tracts	0.00%	33.33%
Number of NA Income Tracts	0	0
Percentage of NA Income Tracts	0.00%	0.00%

West Feliciana, LOUISIANA

Census Tract	2021		2022		Change in Tract Income Class from 2021 through 2022
	Tract Income Class	Minority Tract	Tract Income Class	Minority Tract	

West Feliciana, LOUISIANA

Census Tract	2021		2022		Change in Tract Income Class from 2021 through 2022
	Tract Income Class	Minority Tract	Tract Income Class	Minority Tract	
22125951701	MODERATE	YES			Not Applicable
22125951702	MIDDLE	YES			Not Applicable
22125951703			NA	NO	Not Applicable
22125951704			MIDDLE	NO	Not Applicable
22125951705			MODERATE	YES	Not Applicable
22125951800	UPPER	NO			Not Applicable
22125951801			MODERATE	NO	Not Applicable
22125951802			MIDDLE	NO	Not Applicable
22125951803			UPPER	NO	Not Applicable
22125980000			MIDDLE	NO	Not Applicable



West Feliciana, LOUISIANA

Census Tract	2021		2022		Change in Tract Income Class from 2021 through 2022
	Tract Income Class	Minority Tract	Tract Income Class	Minority Tract	

Summary Data: West Feliciana	2021	2022
Number of Census Tracts	3	7
Number of Minority Tracts	2	1
Percentage of Minority Tracts	66.67%	14.29%
Number of Low Income Tracts	0	0
Percentage of Low Income Tracts	0.00%	0.00%
Number of Moderate Income Tracts	1	2
Percentage of Moderate Income Tracts	33.33%	28.57%
Number of Middle Income Tracts	1	3
Percentage of Middle Income Tracts	33.33%	42.86%
Number of Upper Income Tracts	1	1
Percentage of Upper Income Tracts	33.33%	14.29%
Number of NA Income Tracts	0	1
Percentage of NA Income Tracts	0.00%	14.29%


Winn, LOUISIANA

Census Tract	2021		2022		Change in Tract Income Class from 2021 through 2022
	Tract Income Class	Minority Tract	Tract Income Class	Minority Tract	
22127960100	MIDDLE	NO	MIDDLE	NO	No Change
22127960200	MIDDLE	NO			Not Applicable
22127960201			UPPER	NO	Not Applicable

Winn, LOUISIANA

Census Tract	2021		2022		Change in Tract Income Class from 2021 through 2022
	Tract Income Class	Minority Tract	Tract Income Class	Minority Tract	
22127960202			UPPER	NO	Not Applicable
22127960300	MODERATE	NO	MIDDLE	YES	MODERATE to MIDDLE
22127960400	MODERATE	YES	MODERATE	YES	No Change

Summary Data: Winn	2021	2022
Number of Census Tracts	4	5
Number of Minority Tracts	1	2
Percentage of Minority Tracts	25.00%	40.00%
Number of Low Income Tracts	0	0
Percentage of Low Income Tracts	0.00%	0.00%
Number of Moderate Income Tracts	2	1
Percentage of Moderate Income Tracts	50.00%	20.00%
Number of Middle Income Tracts	2	2
Percentage of Middle Income Tracts	50.00%	40.00%
Number of Upper Income Tracts	0	2
Percentage of Upper Income Tracts	0.00%	40.00%
Number of NA Income Tracts	0	0
Percentage of NA Income Tracts	0.00%	0.00%



Summary Data: LOUISIANA	2021	2022
Number of Census Tracts	1,148	1,388
Number of Minority Tracts	428	530
Percentage of Minority Tracts	37.28%	38.18%
Number of Low Income Tracts	133	134
Percentage of Low Income Tracts	11.59%	9.65%
Number of Moderate Income Tracts	279	339
Percentage of Moderate Income Tracts	24.30%	24.42%
Number of Middle Income Tracts	425	461
Percentage of Middle Income Tracts	37.02%	33.21%
Number of Upper Income Tracts	281	397
Percentage of Upper Income Tracts	24.48%	28.60%
Number of NA Income Tracts	30	57
Percentage of NA Income Tracts	2.61%	4.11%

