

GeoDataVision Report D-1 Census Tract Reference Book 2022

Tract Income Classification and Minority Status—Based on Census data released by the FFIEC April 2022

Allen, KANSAS

Census Tract	Tract Income Class	Minority Tract
20001952600	MIDDLE	NO
20001952700	MIDDLE	NO
20001952800	MODERATE	NO
20001952900	MIDDLE	NO
20001953000	MIDDLE	NO

Summary Data: Allen

Number of Census Tracts	5
Number of Minority Tracts	0
Percentage of Minority Tracts	0.00%
Number of Low Income Tracts	0
Percentage of Low Income Tracts	0.00%
Number of Moderate Income Tracts	1
Percentage of Moderate Income Tracts	20.00%
Number of Middle Income Tracts	4
Percentage of Middle Income Tracts	80.00%
Number of Upper Income Tracts	0
Percentage of Upper Income Tracts	0.00%
Number of NA Income Tracts	0
Percentage of NA Income Tracts	0.00%

Anderson, KANSAS

Census Tract	Tract Income Class	Minority Tract
20003953600	MIDDLE	NO
20003953700	MIDDLE	NO

Summary Data: Anderson

Number of Census Tracts	2
Number of Minority Tracts	0
Percentage of Minority Tracts	0.00%
Number of Low Income Tracts	0
Percentage of Low Income Tracts	0.00%
Number of Moderate Income Tracts	0
Percentage of Moderate Income Tracts	0.00%
Number of Middle Income Tracts	2
Percentage of Middle Income Tracts	100.00%
Number of Upper Income Tracts	0
Percentage of Upper Income Tracts	0.00%
Number of NA Income Tracts	0
Percentage of NA Income Tracts	0.00%

Atchison, KANSAS

Census Tract	Tract Income Class	Minority Tract
20005081600	MIDDLE	NO
20005081701	MIDDLE	NO

Atchison, KANSAS

Census Tract	Tract Income Class	Minority Tract
20005081702	NA	NO
20005081800	MIDDLE	NO
20005081900	MODERATE	NO

Summary Data: Atchison

Number of Census Tracts	5
Number of Minority Tracts	0
Percentage of Minority Tracts	0.00%
Number of Low Income Tracts	0
Percentage of Low Income Tracts	0.00%
Number of Moderate Income Tracts	1
Percentage of Moderate Income Tracts	20.00%
Number of Middle Income Tracts	3
Percentage of Middle Income Tracts	60.00%
Number of Upper Income Tracts	0
Percentage of Upper Income Tracts	0.00%
Number of NA Income Tracts	1
Percentage of NA Income Tracts	20.00%

Barber, KANSAS

Census Tract	Tract Income Class	Minority Tract
20007968100	MIDDLE	NO



Barber, KANSAS

Census Tract	Tract Income Class	Minority Tract
20007968200	MIDDLE	NO

Summary Data: Barber

Number of Census Tracts	2
Number of Minority Tracts	0
Percentage of Minority Tracts	0.00%
Number of Low Income Tracts	0
Percentage of Low Income Tracts	0.00%
Number of Moderate Income Tracts	0
Percentage of Moderate Income Tracts	0.00%
Number of Middle Income Tracts	2
Percentage of Middle Income Tracts	100.00%
Number of Upper Income Tracts	0
Percentage of Upper Income Tracts	0.00%
Number of NA Income Tracts	0
Percentage of NA Income Tracts	0.00%

Barton, KANSAS

Census Tract	Tract Income Class	Minority Tract
20009971100	MIDDLE	NO
20009971200	MIDDLE	NO
20009971300	MODERATE	NO
20009971400	MIDDLE	NO

Barton, KANSAS

Census Tract	Tract Income Class	Minority Tract
20009971500	MIDDLE	NO
20009971600	MIDDLE	NO
20009971700	MIDDLE	NO
20009971801	MIDDLE	NO

Summary Data: Barton

Number of Census Tracts	8
Number of Minority Tracts	0
Percentage of Minority Tracts	0.00%
Number of Low Income Tracts	0
Percentage of Low Income Tracts	0.00%
Number of Moderate Income Tracts	1
Percentage of Moderate Income Tracts	12.50%
Number of Middle Income Tracts	7
Percentage of Middle Income Tracts	87.50%
Number of Upper Income Tracts	0
Percentage of Upper Income Tracts	0.00%
Number of NA Income Tracts	0
Percentage of NA Income Tracts	0.00%

Bourbon, KANSAS

Census Tract	Tract Income Class	Minority Tract
20011955600	MIDDLE	NO

Bourbon, KANSAS

Census Tract	Tract Income Class	Minority Tract
20011955700	UPPER	NO
20011955800	MIDDLE	NO
20011955900	MODERATE	NO
20011956000	MIDDLE	NO

Summary Data: Bourbon

Number of Census Tracts	5
Number of Minority Tracts	0
Percentage of Minority Tracts	0.00%
Number of Low Income Tracts	0
Percentage of Low Income Tracts	0.00%
Number of Moderate Income Tracts	1
Percentage of Moderate Income Tracts	20.00%
Number of Middle Income Tracts	3
Percentage of Middle Income Tracts	60.00%
Number of Upper Income Tracts	1
Percentage of Upper Income Tracts	20.00%
Number of NA Income Tracts	0
Percentage of NA Income Tracts	0.00%

Brown, KANSAS

Census Tract	Tract Income Class	Minority Tract
20013480600	MIDDLE	NO

Brown, KANSAS

Census Tract	Tract Income Class	Minority Tract
20013480700	MIDDLE	NO
20013480800	MIDDLE	NO

Summary Data: Brown

Number of Census Tracts	3
Number of Minority Tracts	0
Percentage of Minority Tracts	0.00%
Number of Low Income Tracts	0
Percentage of Low Income Tracts	0.00%
Number of Moderate Income Tracts	0
Percentage of Moderate Income Tracts	0.00%
Number of Middle Income Tracts	3
Percentage of Middle Income Tracts	100.00%
Number of Upper Income Tracts	0
Percentage of Upper Income Tracts	0.00%
Number of NA Income Tracts	0
Percentage of NA Income Tracts	0.00%

Butler, KANSAS

Census Tract	Tract Income Class	Minority Tract
20015020101	MIDDLE	NO
20015020102	MIDDLE	NO
20015020204	UPPER	NO

Butler, KANSAS

Census Tract	Tract Income Class	Minority Tract
20015020205	MIDDLE	NO
20015020206	UPPER	NO
20015020207	MIDDLE	NO
20015020208	UPPER	NO
20015020209	UPPER	NO
20015020210	UPPER	NO
20015020300	MIDDLE	NO
20015020400	MODERATE	NO
20015020500	MIDDLE	NO
20015020601	UPPER	NO
20015020602	MIDDLE	NO
20015020700	MIDDLE	NO
20015020800	MODERATE	NO
20015020901	UPPER	NO
20015020902	MIDDLE	NO
20015020903	MIDDLE	NO

Butler, KANSAS

Census Tract	Tract Income Class	Minority Tract
Summary Data: Butler		
Number of Census Tracts		19
Number of Minority Tracts		0
Percentage of Minority Tracts		0.00%
Number of Low Income Tracts		0
Percentage of Low Income Tracts		0.00%
Number of Moderate Income Tracts		2
Percentage of Moderate Income Tracts		10.53%
Number of Middle Income Tracts		10
Percentage of Middle Income Tracts		52.63%
Number of Upper Income Tracts		7
Percentage of Upper Income Tracts		36.84%
Number of NA Income Tracts		0
Percentage of NA Income Tracts		0.00%

Chase, KANSAS

Census Tract	Tract Income Class	Minority Tract
20017960600	MIDDLE	NO



Chase, KANSAS

Census Tract	Tract Income Class	Minority Tract
Summary Data: Chase		
Number of Census Tracts		1
Number of Minority Tracts		0
Percentage of Minority Tracts		0.00%
Number of Low Income Tracts		0
Percentage of Low Income Tracts		0.00%
Number of Moderate Income Tracts		0
Percentage of Moderate Income Tracts		0.00%
Number of Middle Income Tracts		1
Percentage of Middle Income Tracts		100.00%
Number of Upper Income Tracts		0
Percentage of Upper Income Tracts		0.00%
Number of NA Income Tracts		0
Percentage of NA Income Tracts		0.00%

Chautauqua, KANSAS

Census Tract	Tract Income Class	Minority Tract
20019964600	MODERATE	NO

Chautauqua, KANSAS

Census Tract	Tract Income Class	Minority Tract
Summary Data: Chautauqua		
Number of Census Tracts		1
Number of Minority Tracts		0
Percentage of Minority Tracts		0.00%
Number of Low Income Tracts		0
Percentage of Low Income Tracts		0.00%
Number of Moderate Income Tracts		1
Percentage of Moderate Income Tracts		100.00%
Number of Middle Income Tracts		0
Percentage of Middle Income Tracts		0.00%
Number of Upper Income Tracts		0
Percentage of Upper Income Tracts		0.00%
Number of NA Income Tracts		0
Percentage of NA Income Tracts		0.00%

Cherokee, KANSAS

Census Tract	Tract Income Class	Minority Tract
20021958100	MIDDLE	NO
20021958200	MIDDLE	NO
20021958300	MIDDLE	NO
20021958400	MIDDLE	NO
20021958500	MODERATE	NO

Cherokee, KANSAS

Census Tract	Tract Income Class	Minority Tract
20021958600	MIDDLE	NO
Summary Data: Cherokee		
Number of Census Tracts		6
Number of Minority Tracts		0
Percentage of Minority Tracts		0.00%
Number of Low Income Tracts		0
Percentage of Low Income Tracts		0.00%
Number of Moderate Income Tracts		1
Percentage of Moderate Income Tracts		16.67%
Number of Middle Income Tracts		5
Percentage of Middle Income Tracts		83.33%
Number of Upper Income Tracts		0
Percentage of Upper Income Tracts		0.00%
Number of NA Income Tracts		0
Percentage of NA Income Tracts		0.00%

Cheyenne, KANSAS

Census Tract	Tract Income Class	Minority Tract
20023950200	MIDDLE	NO



Cheyenne, KANSAS

Census Tract	Tract Income Class	Minority Tract
Summary Data: Cheyenne		
Number of Census Tracts		1
Number of Minority Tracts		0
Percentage of Minority Tracts		0.00%
Number of Low Income Tracts		0
Percentage of Low Income Tracts		0.00%
Number of Moderate Income Tracts		0
Percentage of Moderate Income Tracts		0.00%
Number of Middle Income Tracts		1
Percentage of Middle Income Tracts		100.00%
Number of Upper Income Tracts		0
Percentage of Upper Income Tracts		0.00%
Number of NA Income Tracts		0
Percentage of NA Income Tracts		0.00%

Clark, KANSAS

Census Tract	Tract Income Class	Minority Tract
20025967100	MIDDLE	NO

Clark, KANSAS

Census Tract	Tract Income Class	Minority Tract
Summary Data: Clark		
Number of Census Tracts		1
Number of Minority Tracts		0
Percentage of Minority Tracts		0.00%
Number of Low Income Tracts		0
Percentage of Low Income Tracts		0.00%
Number of Moderate Income Tracts		0
Percentage of Moderate Income Tracts		0.00%
Number of Middle Income Tracts		1
Percentage of Middle Income Tracts		100.00%
Number of Upper Income Tracts		0
Percentage of Upper Income Tracts		0.00%
Number of NA Income Tracts		0
Percentage of NA Income Tracts		0.00%

Clay, KANSAS


Census Tract	Tract Income Class	Minority Tract
20027458100	MIDDLE	NO
20027458200	MIDDLE	NO

Clay, KANSAS

Census Tract	Tract Income Class	Minority Tract
Summary Data: Clay		
Number of Census Tracts		2
Number of Minority Tracts		0
Percentage of Minority Tracts		0.00%
Number of Low Income Tracts		0
Percentage of Low Income Tracts		0.00%
Number of Moderate Income Tracts		0
Percentage of Moderate Income Tracts		0.00%
Number of Middle Income Tracts		2
Percentage of Middle Income Tracts		100.00%
Number of Upper Income Tracts		0
Percentage of Upper Income Tracts		0.00%
Number of NA Income Tracts		0
Percentage of NA Income Tracts		0.00%

Cloud, KANSAS

Census Tract	Tract Income Class	Minority Tract
20029977100	MIDDLE	NO
20029977200	MIDDLE	NO
20029977300	MIDDLE	NO
20029977400	MIDDLE	NO



Cloud, KANSAS

Census Tract	Tract Income Class	Minority Tract
Summary Data: Cloud		
Number of Census Tracts		4
Number of Minority Tracts		0
Percentage of Minority Tracts		0.00%
Number of Low Income Tracts		0
Percentage of Low Income Tracts		0.00%
Number of Moderate Income Tracts		0
Percentage of Moderate Income Tracts		0.00%
Number of Middle Income Tracts		4
Percentage of Middle Income Tracts		100.00%
Number of Upper Income Tracts		0
Percentage of Upper Income Tracts		0.00%
Number of NA Income Tracts		0
Percentage of NA Income Tracts		0.00%

Coffey, KANSAS

Census Tract	Tract Income Class	Minority Tract
20031966100	MIDDLE	NO
20031966200	UPPER	NO
20031966300	MIDDLE	NO

Coffey, KANSAS

Census Tract	Tract Income Class	Minority Tract
Summary Data: Coffey		
Number of Census Tracts		3
Number of Minority Tracts		0
Percentage of Minority Tracts		0.00%
Number of Low Income Tracts		0
Percentage of Low Income Tracts		0.00%
Number of Moderate Income Tracts		0
Percentage of Moderate Income Tracts		0.00%
Number of Middle Income Tracts		2
Percentage of Middle Income Tracts		66.67%
Number of Upper Income Tracts		1
Percentage of Upper Income Tracts		33.33%
Number of NA Income Tracts		0
Percentage of NA Income Tracts		0.00%

Comanche, KANSAS


Census Tract	Tract Income Class	Minority Tract
20033967600	MIDDLE	NO

Comanche, KANSAS

Census Tract	Tract Income Class	Minority Tract
Summary Data: Comanche		
Number of Census Tracts		1
Number of Minority Tracts		0
Percentage of Minority Tracts		0.00%
Number of Low Income Tracts		0
Percentage of Low Income Tracts		0.00%
Number of Moderate Income Tracts		0
Percentage of Moderate Income Tracts		0.00%
Number of Middle Income Tracts		1
Percentage of Middle Income Tracts		100.00%
Number of Upper Income Tracts		0
Percentage of Upper Income Tracts		0.00%
Number of NA Income Tracts		0
Percentage of NA Income Tracts		0.00%

Cowley, KANSAS

Census Tract	Tract Income Class	Minority Tract
20035493100	MIDDLE	NO
20035493200	MIDDLE	NO
20035493300	UPPER	NO
20035493400	MODERATE	NO
20035493500	MIDDLE	NO



Cowley, KANSAS

Census Tract	Tract Income Class	Minority Tract
20035493600	MIDDLE	NO
20035493700	MODERATE	NO
20035493800	MIDDLE	NO
20035493900	UPPER	NO
20035494000	MODERATE	NO
20035494100	MIDDLE	NO

Summary Data: Cowley

Number of Census Tracts	11
Number of Minority Tracts	0
Percentage of Minority Tracts	0.00%
Number of Low Income Tracts	0
Percentage of Low Income Tracts	0.00%
Number of Moderate Income Tracts	3
Percentage of Moderate Income Tracts	27.27%
Number of Middle Income Tracts	6
Percentage of Middle Income Tracts	54.55%
Number of Upper Income Tracts	2
Percentage of Upper Income Tracts	18.18%
Number of NA Income Tracts	0
Percentage of NA Income Tracts	0.00%

Crawford, KANSAS


Census Tract	Tract Income Class	Minority Tract
20037956600	MIDDLE	NO
20037956700	MIDDLE	NO
20037956800	MODERATE	NO
20037956900	MIDDLE	NO
20037957000	MIDDLE	NO
20037957100	MODERATE	NO
20037957200	MODERATE	NO
20037957300	MIDDLE	NO
20037957400	MIDDLE	NO
20037957500	MODERATE	NO
20037957601	MIDDLE	NO
20037957602	MODERATE	NO

Crawford, KANSAS

Census Tract	Tract Income Class	Minority Tract
Summary Data: Crawford		
Number of Census Tracts		12
Number of Minority Tracts		0
Percentage of Minority Tracts		0.00%
Number of Low Income Tracts		0
Percentage of Low Income Tracts		0.00%
Number of Moderate Income Tracts		5
Percentage of Moderate Income Tracts		41.67%
Number of Middle Income Tracts		7
Percentage of Middle Income Tracts		58.33%
Number of Upper Income Tracts		0
Percentage of Upper Income Tracts		0.00%
Number of NA Income Tracts		0
Percentage of NA Income Tracts		0.00%

Decatur, KANSAS

Census Tract	Tract Income Class	Minority Tract
20039951300	MIDDLE	NO



Decatur, KANSAS

Census Tract	Tract Income Class	Minority Tract
Summary Data: Decatur		
Number of Census Tracts		1
Number of Minority Tracts		0
Percentage of Minority Tracts		0.00%
Number of Low Income Tracts		0
Percentage of Low Income Tracts		0.00%
Number of Moderate Income Tracts		0
Percentage of Moderate Income Tracts		0.00%
Number of Middle Income Tracts		1
Percentage of Middle Income Tracts		100.00%
Number of Upper Income Tracts		0
Percentage of Upper Income Tracts		0.00%
Number of NA Income Tracts		0
Percentage of NA Income Tracts		0.00%

Dickinson, KANSAS

Census Tract	Tract Income Class	Minority Tract
20041084100	MIDDLE	NO
20041084200	UPPER	NO
20041084300	MIDDLE	NO
20041084400	MIDDLE	NO
20041084500	MIDDLE	NO

Dickinson, KANSAS

Census Tract	Tract Income Class	Minority Tract
20041084600	MIDDLE	NO
Summary Data: Dickinson		
Number of Census Tracts		6
Number of Minority Tracts		0
Percentage of Minority Tracts		0.00%
Number of Low Income Tracts		0
Percentage of Low Income Tracts		0.00%
Number of Moderate Income Tracts		0
Percentage of Moderate Income Tracts		0.00%
Number of Middle Income Tracts		5
Percentage of Middle Income Tracts		83.33%
Number of Upper Income Tracts		1
Percentage of Upper Income Tracts		16.67%
Number of NA Income Tracts		0
Percentage of NA Income Tracts		0.00%

Doniphan, KANSAS

Census Tract	Tract Income Class	Minority Tract
20043020100	MIDDLE	NO
20043020200	UPPER	NO
20043020300	MIDDLE	NO

Doniphan, KANSAS

Census Tract	Tract Income Class	Minority Tract
Summary Data: Doniphan		
Number of Census Tracts		3
Number of Minority Tracts		0
Percentage of Minority Tracts		0.00%
Number of Low Income Tracts		0
Percentage of Low Income Tracts		0.00%
Number of Moderate Income Tracts		0
Percentage of Moderate Income Tracts		0.00%
Number of Middle Income Tracts		2
Percentage of Middle Income Tracts		66.67%
Number of Upper Income Tracts		1
Percentage of Upper Income Tracts		33.33%
Number of NA Income Tracts		0
Percentage of NA Income Tracts		0.00%

Douglas, KANSAS

Census Tract	Tract Income Class	Minority Tract
20045000100	MODERATE	NO
20045000201	MODERATE	NO
20045000202	MODERATE	NO
20045000301	NA	NO
20045000302	MODERATE	NO



Douglas, KANSAS

Census Tract	Tract Income Class	Minority Tract
20045000400	NA	NO
20045000501	MODERATE	NO
20045000502	MIDDLE	NO
20045000602	UPPER	NO
20045000603	UPPER	NO
20045000604	MIDDLE	NO
20045000701	UPPER	NO
20045000703	MIDDLE	NO
20045000704	MIDDLE	NO
20045000797	UPPER	NO
20045000801	MIDDLE	NO
20045000802	MODERATE	NO
20045000902	MIDDLE	NO
20045000903	MIDDLE	NO
20045000904	MODERATE	NO
20045001001	MIDDLE	NO
20045001002	MIDDLE	NO
20045001201	UPPER	NO
20045001202	MIDDLE	NO
20045001203	MIDDLE	NO
20045001400	MIDDLE	NO
20045001500	MIDDLE	NO

Douglas, KANSAS

Census Tract	Tract Income Class	Minority Tract
Summary Data: Douglas		
Number of Census Tracts		27
Number of Minority Tracts		0
Percentage of Minority Tracts		0.00%
Number of Low Income Tracts		0
Percentage of Low Income Tracts		0.00%
Number of Moderate Income Tracts		7
Percentage of Moderate Income Tracts		25.93%
Number of Middle Income Tracts		13
Percentage of Middle Income Tracts		48.15%
Number of Upper Income Tracts		5
Percentage of Upper Income Tracts		18.52%
Number of NA Income Tracts		2
Percentage of NA Income Tracts		7.41%

Edwards, KANSAS


Census Tract	Tract Income Class	Minority Tract
20047969600	MIDDLE	NO
20047969700	MIDDLE	NO

Edwards, KANSAS

Census Tract	Tract Income Class	Minority Tract
Summary Data: Edwards		
Number of Census Tracts		2
Number of Minority Tracts		0
Percentage of Minority Tracts		0.00%
Number of Low Income Tracts		0
Percentage of Low Income Tracts		0.00%
Number of Moderate Income Tracts		0
Percentage of Moderate Income Tracts		0.00%
Number of Middle Income Tracts		2
Percentage of Middle Income Tracts		100.00%
Number of Upper Income Tracts		0
Percentage of Upper Income Tracts		0.00%
Number of NA Income Tracts		0
Percentage of NA Income Tracts		0.00%

Elk, KANSAS

Census Tract	Tract Income Class	Minority Tract
20049965100	MIDDLE	NO



Elk, KANSAS

Census Tract	Tract Income Class	Minority Tract
Summary Data: Elk		
Number of Census Tracts		1
Number of Minority Tracts		0
Percentage of Minority Tracts		0.00%
Number of Low Income Tracts		0
Percentage of Low Income Tracts		0.00%
Number of Moderate Income Tracts		0
Percentage of Moderate Income Tracts		0.00%
Number of Middle Income Tracts		1
Percentage of Middle Income Tracts		100.00%
Number of Upper Income Tracts		0
Percentage of Upper Income Tracts		0.00%
Number of NA Income Tracts		0
Percentage of NA Income Tracts		0.00%

Ellis, KANSAS

Census Tract	Tract Income Class	Minority Tract
20051072600	UPPER	NO
20051072701	UPPER	NO
20051072702	UPPER	NO
20051072801	UPPER	NO
20051072802	UPPER	NO

Ellis, KANSAS

Census Tract	Tract Income Class	Minority Tract
20051072901	MODERATE	NO
20051072902	MODERATE	NO
20051073000	UPPER	NO
Summary Data: Ellis		
Number of Census Tracts		8
Number of Minority Tracts		0
Percentage of Minority Tracts		0.00%
Number of Low Income Tracts		0
Percentage of Low Income Tracts		0.00%
Number of Moderate Income Tracts		2
Percentage of Moderate Income Tracts		25.00%
Number of Middle Income Tracts		0
Percentage of Middle Income Tracts		0.00%
Number of Upper Income Tracts		6
Percentage of Upper Income Tracts		75.00%
Number of NA Income Tracts		0
Percentage of NA Income Tracts		0.00%

Ellsworth, KANSAS

Census Tract	Tract Income Class	Minority Tract
20053086600	MIDDLE	NO
20053086700	MIDDLE	NO

Ellsworth, KANSAS

Census Tract	Tract Income Class	Minority Tract
Summary Data: Ellsworth		
Number of Census Tracts		2
Number of Minority Tracts		0
Percentage of Minority Tracts		0.00%
Number of Low Income Tracts		0
Percentage of Low Income Tracts		0.00%
Number of Moderate Income Tracts		0
Percentage of Moderate Income Tracts		0.00%
Number of Middle Income Tracts		2
Percentage of Middle Income Tracts		100.00%
Number of Upper Income Tracts		0
Percentage of Upper Income Tracts		0.00%
Number of NA Income Tracts		0
Percentage of NA Income Tracts		0.00%

Finney, KANSAS

Census Tract	Tract Income Class	Minority Tract
20055960100	MIDDLE	NO
20055960200	MIDDLE	YES
20055960300	UPPER	NO
20055960401	UPPER	NO
20055960403	UPPER	YES



Finney, KANSAS

Census Tract	Tract Income Class	Minority Tract
20055960404	MIDDLE	YES
20055960501	MIDDLE	YES
20055960503	UPPER	NO
20055960505	MODERATE	YES
20055960507	MIDDLE	YES
20055960508	MODERATE	YES
20055960600	MODERATE	YES

Summary Data: Finney

Number of Census Tracts	12
Number of Minority Tracts	8
Percentage of Minority Tracts	66.67%
Number of Low Income Tracts	0
Percentage of Low Income Tracts	0.00%
Number of Moderate Income Tracts	3
Percentage of Moderate Income Tracts	25.00%
Number of Middle Income Tracts	5
Percentage of Middle Income Tracts	41.67%
Number of Upper Income Tracts	4
Percentage of Upper Income Tracts	33.33%
Number of NA Income Tracts	0
Percentage of NA Income Tracts	0.00%

Ford, KANSAS

Census Tract	Tract Income Class	Minority Tract
20057961600	UPPER	NO
20057961700	MIDDLE	NO
20057961801	UPPER	YES
20057961802	MIDDLE	YES
20057961901	MIDDLE	YES
20057961902	MIDDLE	YES
20057962000	MIDDLE	YES
20057962101	MODERATE	YES
20057962102	MIDDLE	YES

Summary Data: Ford

Number of Census Tracts	9
Number of Minority Tracts	7
Percentage of Minority Tracts	77.78%
Number of Low Income Tracts	0
Percentage of Low Income Tracts	0.00%
Number of Moderate Income Tracts	1
Percentage of Moderate Income Tracts	11.11%
Number of Middle Income Tracts	6
Percentage of Middle Income Tracts	66.67%
Number of Upper Income Tracts	2
Percentage of Upper Income Tracts	22.22%
Number of NA Income Tracts	0
Percentage of NA Income Tracts	0.00%

Franklin, KANSAS

Census Tract	Tract Income Class	Minority Tract
20059954101	MIDDLE	NO
20059954102	UPPER	NO
20059954200	MIDDLE	NO
20059954300	MIDDLE	NO
20059954400	MIDDLE	NO
20059954500	MIDDLE	NO

Summary Data: Franklin

Number of Census Tracts	6
Number of Minority Tracts	0
Percentage of Minority Tracts	0.00%
Number of Low Income Tracts	0
Percentage of Low Income Tracts	0.00%
Number of Moderate Income Tracts	0
Percentage of Moderate Income Tracts	0.00%
Number of Middle Income Tracts	5
Percentage of Middle Income Tracts	83.33%
Number of Upper Income Tracts	1
Percentage of Upper Income Tracts	16.67%
Number of NA Income Tracts	0
Percentage of NA Income Tracts	0.00%

Geary, KANSAS

Census Tract	Tract Income Class	Minority Tract
20061000100	LOW	YES
20061000200	LOW	YES
20061000300	MIDDLE	YES
20061000401	MIDDLE	NO
20061000402	UPPER	NO
20061000500	MIDDLE	NO
20061000601	MODERATE	NO
20061000602	MIDDLE	NO
20061000700	MODERATE	NO
20061000801	MIDDLE	NO
20061000802	MIDDLE	NO

Geary, KANSAS

Census Tract	Tract Income Class	Minority Tract
--------------	--------------------	----------------

Summary Data: Geary

Number of Census Tracts	11
Number of Minority Tracts	3
Percentage of Minority Tracts	27.27%
Number of Low Income Tracts	2
Percentage of Low Income Tracts	18.18%
Number of Moderate Income Tracts	2
Percentage of Moderate Income Tracts	18.18%
Number of Middle Income Tracts	6
Percentage of Middle Income Tracts	54.55%
Number of Upper Income Tracts	1
Percentage of Upper Income Tracts	9.09%
Number of NA Income Tracts	0
Percentage of NA Income Tracts	0.00%

Gove, KANSAS

Census Tract	Tract Income Class	Minority Tract
20063955300	MIDDLE	NO

Gove, KANSAS


Census Tract	Tract Income Class	Minority Tract
--------------	--------------------	----------------

Summary Data: Gove

Number of Census Tracts	1
Number of Minority Tracts	0
Percentage of Minority Tracts	0.00%
Number of Low Income Tracts	0
Percentage of Low Income Tracts	0.00%
Number of Moderate Income Tracts	0
Percentage of Moderate Income Tracts	0.00%
Number of Middle Income Tracts	1
Percentage of Middle Income Tracts	100.00%
Number of Upper Income Tracts	0
Percentage of Upper Income Tracts	0.00%
Number of NA Income Tracts	0
Percentage of NA Income Tracts	0.00%

Graham, KANSAS

Census Tract	Tract Income Class	Minority Tract
20065952300	MIDDLE	NO



Graham, KANSAS

Census Tract	Tract Income Class	Minority Tract
Summary Data: Graham		
Number of Census Tracts		1
Number of Minority Tracts		0
Percentage of Minority Tracts		0.00%
Number of Low Income Tracts		0
Percentage of Low Income Tracts		0.00%
Number of Moderate Income Tracts		0
Percentage of Moderate Income Tracts		0.00%
Number of Middle Income Tracts		1
Percentage of Middle Income Tracts		100.00%
Number of Upper Income Tracts		0
Percentage of Upper Income Tracts		0.00%
Number of NA Income Tracts		0
Percentage of NA Income Tracts		0.00%

Grant, KANSAS

Census Tract	Tract Income Class	Minority Tract
20067963600	UPPER	NO
20067963700	UPPER	YES

Grant, KANSAS

Census Tract	Tract Income Class	Minority Tract
Summary Data: Grant		
Number of Census Tracts		2
Number of Minority Tracts		1
Percentage of Minority Tracts		50.00%
Number of Low Income Tracts		0
Percentage of Low Income Tracts		0.00%
Number of Moderate Income Tracts		0
Percentage of Moderate Income Tracts		0.00%
Number of Middle Income Tracts		0
Percentage of Middle Income Tracts		0.00%
Number of Upper Income Tracts		2
Percentage of Upper Income Tracts		100.00%
Number of NA Income Tracts		0
Percentage of NA Income Tracts		0.00%

Gray, KANSAS


Census Tract	Tract Income Class	Minority Tract
20069962600	UPPER	NO
20069962700	MIDDLE	NO

Gray, KANSAS

Census Tract	Tract Income Class	Minority Tract
Summary Data: Gray		
Number of Census Tracts		2
Number of Minority Tracts		0
Percentage of Minority Tracts		0.00%
Number of Low Income Tracts		0
Percentage of Low Income Tracts		0.00%
Number of Moderate Income Tracts		0
Percentage of Moderate Income Tracts		0.00%
Number of Middle Income Tracts		1
Percentage of Middle Income Tracts		50.00%
Number of Upper Income Tracts		1
Percentage of Upper Income Tracts		50.00%
Number of NA Income Tracts		0
Percentage of NA Income Tracts		0.00%

Greeley, KANSAS

Census Tract	Tract Income Class	Minority Tract
20071958100	MIDDLE	NO



Greeley, KANSAS

Census Tract	Tract Income Class	Minority Tract
Summary Data: Greeley		
Number of Census Tracts		1
Number of Minority Tracts		0
Percentage of Minority Tracts		0.00%
Number of Low Income Tracts		0
Percentage of Low Income Tracts		0.00%
Number of Moderate Income Tracts		0
Percentage of Moderate Income Tracts		0.00%
Number of Middle Income Tracts		1
Percentage of Middle Income Tracts		100.00%
Number of Upper Income Tracts		0
Percentage of Upper Income Tracts		0.00%
Number of NA Income Tracts		0
Percentage of NA Income Tracts		0.00%

Greenwood, KANSAS

Census Tract	Tract Income Class	Minority Tract
20073965600	MIDDLE	NO
20073965700	MODERATE	NO
20073965800	MIDDLE	NO

Greenwood, KANSAS

Census Tract	Tract Income Class	Minority Tract
Summary Data: Greenwood		
Number of Census Tracts		3
Number of Minority Tracts		0
Percentage of Minority Tracts		0.00%
Number of Low Income Tracts		0
Percentage of Low Income Tracts		0.00%
Number of Moderate Income Tracts		1
Percentage of Moderate Income Tracts		33.33%
Number of Middle Income Tracts		2
Percentage of Middle Income Tracts		66.67%
Number of Upper Income Tracts		0
Percentage of Upper Income Tracts		0.00%
Number of NA Income Tracts		0
Percentage of NA Income Tracts		0.00%

Hamilton, KANSAS


Census Tract	Tract Income Class	Minority Tract
20075958600	MIDDLE	NO

Hamilton, KANSAS

Census Tract	Tract Income Class	Minority Tract
Summary Data: Hamilton		
Number of Census Tracts		1
Number of Minority Tracts		0
Percentage of Minority Tracts		0.00%
Number of Low Income Tracts		0
Percentage of Low Income Tracts		0.00%
Number of Moderate Income Tracts		0
Percentage of Moderate Income Tracts		0.00%
Number of Middle Income Tracts		1
Percentage of Middle Income Tracts		100.00%
Number of Upper Income Tracts		0
Percentage of Upper Income Tracts		0.00%
Number of NA Income Tracts		0
Percentage of NA Income Tracts		0.00%

Harper, KANSAS

Census Tract	Tract Income Class	Minority Tract
20077961600	MIDDLE	NO
20077961700	MODERATE	NO
20077961800	MIDDLE	NO



Harper, KANSAS

Census Tract	Tract Income Class	Minority Tract
Summary Data: Harper		
Number of Census Tracts		3
Number of Minority Tracts		0
Percentage of Minority Tracts		0.00%
Number of Low Income Tracts		0
Percentage of Low Income Tracts		0.00%
Number of Moderate Income Tracts		1
Percentage of Moderate Income Tracts		33.33%
Number of Middle Income Tracts		2
Percentage of Middle Income Tracts		66.67%
Number of Upper Income Tracts		0
Percentage of Upper Income Tracts		0.00%
Number of NA Income Tracts		0
Percentage of NA Income Tracts		0.00%

Harvey, KANSAS

Census Tract	Tract Income Class	Minority Tract
20079030100	MIDDLE	NO
20079030200	MIDDLE	NO
20079030300	MIDDLE	NO
20079030400	MIDDLE	NO
20079030500	MIDDLE	NO

Harvey, KANSAS

Census Tract	Tract Income Class	Minority Tract
20079030601	MIDDLE	NO
20079030602	MIDDLE	NO
Summary Data: Harvey		
Number of Census Tracts		7
Number of Minority Tracts		0
Percentage of Minority Tracts		0.00%
Number of Low Income Tracts		0
Percentage of Low Income Tracts		0.00%
Number of Moderate Income Tracts		0
Percentage of Moderate Income Tracts		0.00%
Number of Middle Income Tracts		7
Percentage of Middle Income Tracts		100.00%
Number of Upper Income Tracts		0
Percentage of Upper Income Tracts		0.00%
Number of NA Income Tracts		0
Percentage of NA Income Tracts		0.00%

Haskell, KANSAS

Census Tract	Tract Income Class	Minority Tract
20081463100	MIDDLE	NO

Haskell, KANSAS

Census Tract	Tract Income Class	Minority Tract
Summary Data: Haskell		
Number of Census Tracts		1
Number of Minority Tracts		0
Percentage of Minority Tracts		0.00%
Number of Low Income Tracts		0
Percentage of Low Income Tracts		0.00%
Number of Moderate Income Tracts		0
Percentage of Moderate Income Tracts		0.00%
Number of Middle Income Tracts		1
Percentage of Middle Income Tracts		100.00%
Number of Upper Income Tracts		0
Percentage of Upper Income Tracts		0.00%
Number of NA Income Tracts		0
Percentage of NA Income Tracts		0.00%

Hodgeman, KANSAS

Census Tract	Tract Income Class	Minority Tract
20083461100	MIDDLE	NO



Hodgeman, KANSAS

Census Tract	Tract Income Class	Minority Tract
Summary Data: Hodgeman		
Number of Census Tracts		1
Number of Minority Tracts		0
Percentage of Minority Tracts		0.00%
Number of Low Income Tracts		0
Percentage of Low Income Tracts		0.00%
Number of Moderate Income Tracts		0
Percentage of Moderate Income Tracts		0.00%
Number of Middle Income Tracts		1
Percentage of Middle Income Tracts		100.00%
Number of Upper Income Tracts		0
Percentage of Upper Income Tracts		0.00%
Number of NA Income Tracts		0
Percentage of NA Income Tracts		0.00%

Jackson, KANSAS

Census Tract	Tract Income Class	Minority Tract
Summary Data: Jackson		
Number of Census Tracts		3
Number of Minority Tracts		0
Percentage of Minority Tracts		0.00%
Number of Low Income Tracts		0
Percentage of Low Income Tracts		0.00%
Number of Moderate Income Tracts		0
Percentage of Moderate Income Tracts		0.00%
Number of Middle Income Tracts		3
Percentage of Middle Income Tracts		100.00%
Number of Upper Income Tracts		0
Percentage of Upper Income Tracts		0.00%
Number of NA Income Tracts		0
Percentage of NA Income Tracts		0.00%

Jefferson, KANSAS

Census Tract	Tract Income Class	Minority Tract
Summary Data: Jefferson		
Number of Census Tracts		4
Number of Minority Tracts		0
Percentage of Minority Tracts		0.00%
Number of Low Income Tracts		0
Percentage of Low Income Tracts		0.00%
Number of Moderate Income Tracts		0
Percentage of Moderate Income Tracts		0.00%
Number of Middle Income Tracts		3
Percentage of Middle Income Tracts		75.00%
Number of Upper Income Tracts		1
Percentage of Upper Income Tracts		25.00%
Number of NA Income Tracts		0
Percentage of NA Income Tracts		0.00%

Jackson, KANSAS

Census Tract	Tract Income Class	Minority Tract
20085082600	MIDDLE	NO
20085082700	MIDDLE	NO
20085082800	MIDDLE	NO

Jefferson, KANSAS

Census Tract	Tract Income Class	Minority Tract
20087020101	UPPER	NO
20087020102	MIDDLE	NO
20087020200	MIDDLE	NO
20087020300	MIDDLE	NO

Jewell, KANSAS

Census Tract	Tract Income Class	Minority Tract
20089576300	MODERATE	NO



Jewell, KANSAS		
Census Tract	Tract Income Class	Minority Tract
Summary Data: Jewell		
Number of Census Tracts		1
Number of Minority Tracts		0
Percentage of Minority Tracts		0.00%
Number of Low Income Tracts		0
Percentage of Low Income Tracts		0.00%
Number of Moderate Income Tracts		1
Percentage of Moderate Income Tracts		100.00%
Number of Middle Income Tracts		0
Percentage of Middle Income Tracts		0.00%
Number of Upper Income Tracts		0
Percentage of Upper Income Tracts		0.00%
Number of NA Income Tracts		0
Percentage of NA Income Tracts		0.00%

Johnson, KANSAS		
Census Tract	Tract Income Class	Minority Tract
20091050000	UPPER	NO
20091050100	MIDDLE	NO
20091050200	MIDDLE	NO
20091050301	MIDDLE	NO
20091050302	MIDDLE	NO

Johnson, KANSAS		
Census Tract	Tract Income Class	Minority Tract
20091050400	MIDDLE	NO
20091050500	MIDDLE	NO
20091050600	UPPER	NO
20091050700	UPPER	NO
20091050800	UPPER	NO
20091050900	UPPER	NO
20091051000	UPPER	NO
20091051100	MIDDLE	NO
20091051200	MIDDLE	NO
20091051300	MIDDLE	NO
20091051400	UPPER	NO
20091051500	UPPER	NO
20091051600	UPPER	NO
20091051700	UPPER	NO
20091051801	UPPER	NO
20091051803	MIDDLE	NO
20091051804	MIDDLE	NO
20091051805	MIDDLE	NO
20091051806	UPPER	NO
20091051807	MIDDLE	NO
20091051808	LOW	NO
20091051902	MIDDLE	NO
20091051904	MIDDLE	NO
20091051907	MIDDLE	NO
20091051908	MIDDLE	NO
20091051909	MIDDLE	NO
20091051910	MIDDLE	NO

Johnson, KANSAS		
Census Tract	Tract Income Class	Minority Tract
20091051911	MODERATE	NO
20091051912	MIDDLE	NO
20091052001	MIDDLE	NO
20091052004	MODERATE	NO
20091052005	MODERATE	NO
20091052006	MODERATE	NO
20091052101	MIDDLE	NO
20091052102	MIDDLE	NO
20091052201	MIDDLE	NO
20091052202	MIDDLE	NO
20091052304	MIDDLE	NO
20091052305	MIDDLE	NO
20091052306	UPPER	NO
20091052307	MIDDLE	NO
20091052308	MODERATE	NO
20091052410	UPPER	NO
20091052411	UPPER	NO
20091052414	UPPER	NO
20091052415	MIDDLE	NO
20091052416	MIDDLE	NO
20091052417	MIDDLE	NO
20091052418	LOW	YES
20091052419	MIDDLE	NO
20091052421	UPPER	NO
20091052422	MIDDLE	NO
20091052423	MODERATE	YES
20091052502	UPPER	NO



Johnson, KANSAS		
Census Tract	Tract Income Class	Minority Tract
20091052505	UPPER	NO
20091052506	UPPER	NO
20091052507	MIDDLE	NO
20091052604	UPPER	NO
20091052606	MIDDLE	NO
20091052607	UPPER	NO
20091052608	UPPER	NO
20091052609	UPPER	NO
20091052610	UPPER	NO
20091052611	MIDDLE	NO
20091052612	UPPER	NO
20091052613	UPPER	NO
20091052701	MIDDLE	NO
20091052702	UPPER	NO
20091052803	MIDDLE	NO
20091052804	UPPER	NO
20091052805	UPPER	NO
20091052806	UPPER	NO
20091052807	UPPER	NO
20091052904	MIDDLE	NO
20091052905	MODERATE	YES
20091052906	MODERATE	NO
20091052907	MIDDLE	NO
20091052908	MIDDLE	NO
20091052910	UPPER	NO
20091053004	MIDDLE	NO
20091053005	UPPER	NO

Johnson, KANSAS		
Census Tract	Tract Income Class	Minority Tract
20091053006	UPPER	NO
20091053007	MIDDLE	NO
20091053008	UPPER	NO
20091053009	UPPER	NO
20091053010	UPPER	NO
20091053011	UPPER	NO
20091053012	UPPER	NO
20091053013	UPPER	NO
20091053101	UPPER	NO
20091053102	UPPER	NO
20091053105	MIDDLE	NO
20091053108	UPPER	NO
20091053109	UPPER	NO
20091053110	UPPER	NO
20091053201	UPPER	NO
20091053202	UPPER	NO
20091053203	UPPER	NO
20091053301	UPPER	NO
20091053302	UPPER	NO
20091053403	UPPER	NO
20091053409	UPPER	NO
20091053411	UPPER	NO
20091053413	UPPER	NO
20091053414	MIDDLE	NO
20091053415	UPPER	NO
20091053417	UPPER	NO
20091053418	UPPER	NO

Johnson, KANSAS		
Census Tract	Tract Income Class	Minority Tract
20091053419	UPPER	NO
20091053421	UPPER	NO
20091053422	UPPER	NO
20091053423	UPPER	NO
20091053425	UPPER	NO
20091053426	UPPER	NO
20091053427	UPPER	NO
20091053428	UPPER	NO
20091053429	UPPER	NO
20091053430	UPPER	NO
20091053431	UPPER	NO
20091053502	MODERATE	NO
20091053506	UPPER	NO
20091053507	MIDDLE	NO
20091053508	UPPER	NO
20091053509	UPPER	NO
20091053510	UPPER	NO
20091053555	MODERATE	NO
20091053556	MODERATE	NO
20091053557	MODERATE	NO
20091053558	UPPER	NO
20091053559	UPPER	NO
20091053560	UPPER	NO
20091053601	MIDDLE	NO
20091053603	UPPER	NO
20091053604	MIDDLE	NO
20091053701	MIDDLE	NO



Johnson, KANSAS

Census Tract	Tract Income Class	Minority Tract
20091053703	MIDDLE	NO
20091053705	MODERATE	NO
20091053707	MIDDLE	NO
20091053709	MIDDLE	NO
20091053711	UPPER	NO
20091053712	MIDDLE	NO
20091053801	MIDDLE	NO
20091053803	UPPER	NO
20091053804	UPPER	NO
20091980001	NA	NO
20091980003	NA	YES
20091980004	NA	YES
20091980005	NA	YES
20091980100	NA	NO

Johnson, KANSAS

Census Tract	Tract Income Class	Minority Tract
Summary Data: Johnson		
Number of Census Tracts		154
Number of Minority Tracts		6
Percentage of Minority Tracts		3.90%
Number of Low Income Tracts		2
Percentage of Low Income Tracts		1.30%
Number of Moderate Income Tracts		13
Percentage of Moderate Income Tracts		8.44%
Number of Middle Income Tracts		54
Percentage of Middle Income Tracts		35.06%
Number of Upper Income Tracts		80
Percentage of Upper Income Tracts		51.95%
Number of NA Income Tracts		5
Percentage of NA Income Tracts		3.25%

Kearny, KANSAS


Census Tract	Tract Income Class	Minority Tract
Summary Data: Kearny		
Number of Census Tracts		1
Number of Minority Tracts		0
Percentage of Minority Tracts		0.00%
Number of Low Income Tracts		0
Percentage of Low Income Tracts		0.00%
Number of Moderate Income Tracts		0
Percentage of Moderate Income Tracts		0.00%
Number of Middle Income Tracts		1
Percentage of Middle Income Tracts		100.00%
Number of Upper Income Tracts		0
Percentage of Upper Income Tracts		0.00%
Number of NA Income Tracts		0
Percentage of NA Income Tracts		0.00%

Kearny, KANSAS

Census Tract	Tract Income Class	Minority Tract
20093959100	MIDDLE	NO

Kingman, KANSAS

Census Tract	Tract Income Class	Minority Tract
20095961100	UPPER	NO
20095961200	UPPER	NO
20095961300	MIDDLE	NO



Kingman, KANSAS

Census Tract	Tract Income Class	Minority Tract
Summary Data: Kingman		
Number of Census Tracts		3
Number of Minority Tracts		0
Percentage of Minority Tracts		0.00%
Number of Low Income Tracts		0
Percentage of Low Income Tracts		0.00%
Number of Moderate Income Tracts		0
Percentage of Moderate Income Tracts		0.00%
Number of Middle Income Tracts		1
Percentage of Middle Income Tracts		33.33%
Number of Upper Income Tracts		2
Percentage of Upper Income Tracts		66.67%
Number of NA Income Tracts		0
Percentage of NA Income Tracts		0.00%

Kiowa, KANSAS

Census Tract	Tract Income Class	Minority Tract
20097969100	MIDDLE	NO

Kiowa, KANSAS

Census Tract	Tract Income Class	Minority Tract
Summary Data: Kiowa		
Number of Census Tracts		1
Number of Minority Tracts		0
Percentage of Minority Tracts		0.00%
Number of Low Income Tracts		0
Percentage of Low Income Tracts		0.00%
Number of Moderate Income Tracts		0
Percentage of Moderate Income Tracts		0.00%
Number of Middle Income Tracts		1
Percentage of Middle Income Tracts		100.00%
Number of Upper Income Tracts		0
Percentage of Upper Income Tracts		0.00%
Number of NA Income Tracts		0
Percentage of NA Income Tracts		0.00%

Labette, KANSAS

Census Tract	Tract Income Class	Minority Tract
20099950100	MIDDLE	NO
20099950200	MIDDLE	NO
20099950300	MIDDLE	NO
20099950400	MODERATE	NO
20099950500	MIDDLE	NO

Labette, KANSAS

Census Tract	Tract Income Class	Minority Tract
20099950600	MIDDLE	NO
20099950700	MODERATE	NO
20099950800	MODERATE	NO
Summary Data: Labette		
Number of Census Tracts		8
Number of Minority Tracts		0
Percentage of Minority Tracts		0.00%
Number of Low Income Tracts		0
Percentage of Low Income Tracts		0.00%
Number of Moderate Income Tracts		3
Percentage of Moderate Income Tracts		37.50%
Number of Middle Income Tracts		5
Percentage of Middle Income Tracts		62.50%
Number of Upper Income Tracts		0
Percentage of Upper Income Tracts		0.00%
Number of NA Income Tracts		0
Percentage of NA Income Tracts		0.00%

Lane, KANSAS

Census Tract	Tract Income Class	Minority Tract
20101956600	MIDDLE	NO



Lane, KANSAS		
Census Tract	Tract Income Class	Minority Tract
Summary Data: Lane		
Number of Census Tracts		1
Number of Minority Tracts		0
Percentage of Minority Tracts		0.00%
Number of Low Income Tracts		0
Percentage of Low Income Tracts		0.00%
Number of Moderate Income Tracts		0
Percentage of Moderate Income Tracts		0.00%
Number of Middle Income Tracts		1
Percentage of Middle Income Tracts		100.00%
Number of Upper Income Tracts		0
Percentage of Upper Income Tracts		0.00%
Number of NA Income Tracts		0
Percentage of NA Income Tracts		0.00%

Leavenworth, KANSAS		
Census Tract	Tract Income Class	Minority Tract
20103070700	MIDDLE	NO
20103070900	MIDDLE	NO
20103071000	UPPER	NO
20103071102	MIDDLE	NO
20103071103	UPPER	NO
20103071104	UPPER	NO
20103071105	MIDDLE	NO
20103071202	MIDDLE	NO
20103071204	MIDDLE	NO
20103071205	UPPER	NO
20103071400	MIDDLE	NO
20103071600	UPPER	NO
20103071800	MIDDLE	NO
20103981900	MIDDLE	NO

Leavenworth, KANSAS		
Census Tract	Tract Income Class	Minority Tract
Summary Data: Leavenworth		
Number of Census Tracts		19
Number of Minority Tracts		0
Percentage of Minority Tracts		0.00%
Number of Low Income Tracts		2
Percentage of Low Income Tracts		10.53%
Number of Moderate Income Tracts		1
Percentage of Moderate Income Tracts		5.26%
Number of Middle Income Tracts		11
Percentage of Middle Income Tracts		57.89%
Number of Upper Income Tracts		5
Percentage of Upper Income Tracts		26.32%
Number of NA Income Tracts		0
Percentage of NA Income Tracts		0.00%

Leavenworth, KANSAS		
Census Tract	Tract Income Class	Minority Tract
20103070100	LOW	NO
20103070200	MODERATE	NO
20103070300	MIDDLE	NO
20103070400	MIDDLE	NO
20103070500	LOW	NO

Lincoln, KANSAS		
Census Tract	Tract Income Class	Minority Tract
20105086100	MIDDLE	NO



Lincoln, KANSAS

Census Tract	Tract Income Class	Minority Tract
Summary Data: Lincoln		
Number of Census Tracts		1
Number of Minority Tracts		0
Percentage of Minority Tracts		0.00%
Number of Low Income Tracts		0
Percentage of Low Income Tracts		0.00%
Number of Moderate Income Tracts		0
Percentage of Moderate Income Tracts		0.00%
Number of Middle Income Tracts		1
Percentage of Middle Income Tracts		100.00%
Number of Upper Income Tracts		0
Percentage of Upper Income Tracts		0.00%
Number of NA Income Tracts		0
Percentage of NA Income Tracts		0.00%

Linn, KANSAS

Census Tract	Tract Income Class	Minority Tract
20107955101	MIDDLE	NO
20107955102	MODERATE	NO
20107955200	MODERATE	NO

Linn, KANSAS

Census Tract	Tract Income Class	Minority Tract
Summary Data: Linn		
Number of Census Tracts		3
Number of Minority Tracts		0
Percentage of Minority Tracts		0.00%
Number of Low Income Tracts		0
Percentage of Low Income Tracts		0.00%
Number of Moderate Income Tracts		2
Percentage of Moderate Income Tracts		66.67%
Number of Middle Income Tracts		1
Percentage of Middle Income Tracts		33.33%
Number of Upper Income Tracts		0
Percentage of Upper Income Tracts		0.00%
Number of NA Income Tracts		0
Percentage of NA Income Tracts		0.00%

Logan, KANSAS


Census Tract	Tract Income Class	Minority Tract
20109954600	MIDDLE	NO

Logan, KANSAS

Census Tract	Tract Income Class	Minority Tract
Summary Data: Logan		
Number of Census Tracts		1
Number of Minority Tracts		0
Percentage of Minority Tracts		0.00%
Number of Low Income Tracts		0
Percentage of Low Income Tracts		0.00%
Number of Moderate Income Tracts		0
Percentage of Moderate Income Tracts		0.00%
Number of Middle Income Tracts		1
Percentage of Middle Income Tracts		100.00%
Number of Upper Income Tracts		0
Percentage of Upper Income Tracts		0.00%
Number of NA Income Tracts		0
Percentage of NA Income Tracts		0.00%

Lyon, KANSAS

Census Tract	Tract Income Class	Minority Tract
20111000101	MODERATE	NO
20111000102	NA	NO
20111000103	UPPER	NO
20111000201	MIDDLE	NO
20111000202	UPPER	NO



Lyon, KANSAS

Census Tract	Tract Income Class	Minority Tract
20111000203	MIDDLE	NO
20111000300	MIDDLE	YES
20111000400	MIDDLE	NO
20111000500	MIDDLE	YES
20111000600	UPPER	NO
20111000700	UPPER	NO
20111000800	UPPER	NO

Summary Data: Lyon

Number of Census Tracts	12
Number of Minority Tracts	2
Percentage of Minority Tracts	16.67%
Number of Low Income Tracts	0
Percentage of Low Income Tracts	0.00%
Number of Moderate Income Tracts	1
Percentage of Moderate Income Tracts	8.33%
Number of Middle Income Tracts	5
Percentage of Middle Income Tracts	41.67%
Number of Upper Income Tracts	5
Percentage of Upper Income Tracts	41.67%
Number of NA Income Tracts	1
Percentage of NA Income Tracts	8.33%

Marion, KANSAS

Census Tract	Tract Income Class	Minority Tract
20115489500	MIDDLE	NO
20115489600	MIDDLE	NO
20115489700	MIDDLE	NO
20115489800	MIDDLE	NO

Summary Data: Marion

Number of Census Tracts	4
Number of Minority Tracts	0
Percentage of Minority Tracts	0.00%
Number of Low Income Tracts	0
Percentage of Low Income Tracts	0.00%
Number of Moderate Income Tracts	0
Percentage of Moderate Income Tracts	0.00%
Number of Middle Income Tracts	4
Percentage of Middle Income Tracts	100.00%
Number of Upper Income Tracts	0
Percentage of Upper Income Tracts	0.00%
Number of NA Income Tracts	0
Percentage of NA Income Tracts	0.00%

Marshall, KANSAS

Census Tract	Tract Income Class	Minority Tract
20117040701	MIDDLE	NO

Marshall, KANSAS

Census Tract	Tract Income Class	Minority Tract
20117060510	MIDDLE	NO
20117070182	MIDDLE	NO
20117090186	MIDDLE	NO

Summary Data: Marshall

Number of Census Tracts	4
Number of Minority Tracts	0
Percentage of Minority Tracts	0.00%
Number of Low Income Tracts	0
Percentage of Low Income Tracts	0.00%
Number of Moderate Income Tracts	0
Percentage of Moderate Income Tracts	0.00%
Number of Middle Income Tracts	4
Percentage of Middle Income Tracts	100.00%
Number of Upper Income Tracts	0
Percentage of Upper Income Tracts	0.00%
Number of NA Income Tracts	0
Percentage of NA Income Tracts	0.00%

McPherson, KANSAS

Census Tract	Tract Income Class	Minority Tract
20113788100	MIDDLE	NO
20113788200	MIDDLE	NO

McPherson, KANSAS

Census Tract	Tract Income Class	Minority Tract
20113788300	MIDDLE	NO
20113788400	MIDDLE	NO
20113788500	MIDDLE	NO
20113788600	MIDDLE	NO
20113788700	MIDDLE	NO

Summary Data: McPherson

Number of Census Tracts	7
Number of Minority Tracts	0
Percentage of Minority Tracts	0.00%
Number of Low Income Tracts	0
Percentage of Low Income Tracts	0.00%
Number of Moderate Income Tracts	0
Percentage of Moderate Income Tracts	0.00%
Number of Middle Income Tracts	7
Percentage of Middle Income Tracts	100.00%
Number of Upper Income Tracts	0
Percentage of Upper Income Tracts	0.00%
Number of NA Income Tracts	0
Percentage of NA Income Tracts	0.00%

Meade, KANSAS

Census Tract	Tract Income Class	Minority Tract
20121100100	MIDDLE	NO
20121100200	MIDDLE	NO
20121100300	UPPER	NO

Meade, KANSAS

Census Tract	Tract Income Class	Minority Tract
20119966600	MIDDLE	NO
20119966700	MIDDLE	NO

Summary Data: Meade

Number of Census Tracts	2
Number of Minority Tracts	0
Percentage of Minority Tracts	0.00%
Number of Low Income Tracts	0
Percentage of Low Income Tracts	0.00%
Number of Moderate Income Tracts	0
Percentage of Moderate Income Tracts	0.00%
Number of Middle Income Tracts	2
Percentage of Middle Income Tracts	100.00%
Number of Upper Income Tracts	0
Percentage of Upper Income Tracts	0.00%
Number of NA Income Tracts	0
Percentage of NA Income Tracts	0.00%

Miami, KANSAS

Census Tract	Tract Income Class	Minority Tract
20121100100	MIDDLE	NO
20121100200	MIDDLE	NO
20121100300	UPPER	NO

Miami, KANSAS

Census Tract	Tract Income Class	Minority Tract
20121100400	MIDDLE	NO
20121100500	MIDDLE	NO
20121100601	MIDDLE	NO
20121100602	MIDDLE	NO
20121100700	MODERATE	NO

Summary Data: Miami

Number of Census Tracts	8
Number of Minority Tracts	0
Percentage of Minority Tracts	0.00%
Number of Low Income Tracts	0
Percentage of Low Income Tracts	0.00%
Number of Moderate Income Tracts	1
Percentage of Moderate Income Tracts	12.50%
Number of Middle Income Tracts	6
Percentage of Middle Income Tracts	75.00%
Number of Upper Income Tracts	1
Percentage of Upper Income Tracts	12.50%
Number of NA Income Tracts	0
Percentage of NA Income Tracts	0.00%

Mitchell, KANSAS

Census Tract	Tract Income Class	Minority Tract
20121100100	MIDDLE	NO
20121100200	MIDDLE	NO
20121100300	UPPER	NO



Mitchell, KANSAS

Census Tract	Tract Income Class	Minority Tract
20123176600	MIDDLE	NO
20123176700	MIDDLE	NO

Summary Data: Mitchell

Number of Census Tracts	2
Number of Minority Tracts	0
Percentage of Minority Tracts	0.00%
Number of Low Income Tracts	0
Percentage of Low Income Tracts	0.00%
Number of Moderate Income Tracts	0
Percentage of Moderate Income Tracts	0.00%
Number of Middle Income Tracts	2
Percentage of Middle Income Tracts	100.00%
Number of Upper Income Tracts	0
Percentage of Upper Income Tracts	0.00%
Number of NA Income Tracts	0
Percentage of NA Income Tracts	0.00%

Montgomery, KANSAS

Census Tract	Tract Income Class	Minority Tract
20125950100	MIDDLE	NO
20125950200	MODERATE	NO
20125950300	MIDDLE	NO

Montgomery, KANSAS

Census Tract	Tract Income Class	Minority Tract
20125950400	MODERATE	NO
20125950500	MODERATE	NO
20125950600	MIDDLE	NO
20125950700	MIDDLE	NO
20125950800	MIDDLE	NO
20125951000	LOW	NO
20125951100	MODERATE	NO
20125951300	MIDDLE	NO
20125951400	MODERATE	NO

Summary Data: Montgomery

Number of Census Tracts	12
Number of Minority Tracts	0
Percentage of Minority Tracts	0.00%
Number of Low Income Tracts	1
Percentage of Low Income Tracts	8.33%
Number of Moderate Income Tracts	5
Percentage of Moderate Income Tracts	41.67%
Number of Middle Income Tracts	6
Percentage of Middle Income Tracts	50.00%
Number of Upper Income Tracts	0
Percentage of Upper Income Tracts	0.00%
Number of NA Income Tracts	0
Percentage of NA Income Tracts	0.00%

Morris, KANSAS

Census Tract	Tract Income Class	Minority Tract
20127963600	MIDDLE	NO
20127963700	MIDDLE	NO

Summary Data: Morris

Number of Census Tracts	2
Number of Minority Tracts	0
Percentage of Minority Tracts	0.00%
Number of Low Income Tracts	0
Percentage of Low Income Tracts	0.00%
Number of Moderate Income Tracts	0
Percentage of Moderate Income Tracts	0.00%
Number of Middle Income Tracts	2
Percentage of Middle Income Tracts	100.00%
Number of Upper Income Tracts	0
Percentage of Upper Income Tracts	0.00%
Number of NA Income Tracts	0
Percentage of NA Income Tracts	0.00%

Morton, KANSAS

Census Tract	Tract Income Class	Minority Tract
20129964600	MIDDLE	NO



Morton, KANSAS

Census Tract	Tract Income Class	Minority Tract
Summary Data: Morton		
Number of Census Tracts		1
Number of Minority Tracts		0
Percentage of Minority Tracts		0.00%
Number of Low Income Tracts		0
Percentage of Low Income Tracts		0.00%
Number of Moderate Income Tracts		0
Percentage of Moderate Income Tracts		0.00%
Number of Middle Income Tracts		1
Percentage of Middle Income Tracts		100.00%
Number of Upper Income Tracts		0
Percentage of Upper Income Tracts		0.00%
Number of NA Income Tracts		0
Percentage of NA Income Tracts		0.00%

Nemaha, KANSAS

Census Tract	Tract Income Class	Minority Tract
20131480100	UPPER	NO
20131480200	UPPER	NO
20131480300	MIDDLE	NO

Nemaha, KANSAS

Census Tract	Tract Income Class	Minority Tract
Summary Data: Nemaha		
Number of Census Tracts		3
Number of Minority Tracts		0
Percentage of Minority Tracts		0.00%
Number of Low Income Tracts		0
Percentage of Low Income Tracts		0.00%
Number of Moderate Income Tracts		0
Percentage of Moderate Income Tracts		0.00%
Number of Middle Income Tracts		1
Percentage of Middle Income Tracts		33.33%
Number of Upper Income Tracts		2
Percentage of Upper Income Tracts		66.67%
Number of NA Income Tracts		0
Percentage of NA Income Tracts		0.00%

Neosho, KANSAS

Census Tract	Tract Income Class	Minority Tract
20133951600	MIDDLE	NO
20133951700	MIDDLE	NO
20133951800	MIDDLE	NO
20133951900	MIDDLE	NO
20133952000	MIDDLE	NO

Neosho, KANSAS

Census Tract	Tract Income Class	Minority Tract
Summary Data: Neosho		
Number of Census Tracts		5
Number of Minority Tracts		0
Percentage of Minority Tracts		0.00%
Number of Low Income Tracts		0
Percentage of Low Income Tracts		0.00%
Number of Moderate Income Tracts		0
Percentage of Moderate Income Tracts		0.00%
Number of Middle Income Tracts		5
Percentage of Middle Income Tracts		100.00%
Number of Upper Income Tracts		0
Percentage of Upper Income Tracts		0.00%
Number of NA Income Tracts		0
Percentage of NA Income Tracts		0.00%

Ness, KANSAS

Census Tract	Tract Income Class	Minority Tract
20135956300	MIDDLE	NO

Ness, KANSAS

Census Tract	Tract Income Class	Minority Tract
Summary Data: Ness		
Number of Census Tracts		1
Number of Minority Tracts		0
Percentage of Minority Tracts		0.00%
Number of Low Income Tracts		0
Percentage of Low Income Tracts		0.00%
Number of Moderate Income Tracts		0
Percentage of Moderate Income Tracts		0.00%
Number of Middle Income Tracts		1
Percentage of Middle Income Tracts		100.00%
Number of Upper Income Tracts		0
Percentage of Upper Income Tracts		0.00%
Number of NA Income Tracts		0
Percentage of NA Income Tracts		0.00%

Norton, KANSAS

Census Tract	Tract Income Class	Minority Tract
20137951700	MIDDLE	NO

Norton, KANSAS

Census Tract	Tract Income Class	Minority Tract
Summary Data: Norton		
Number of Census Tracts		1
Number of Minority Tracts		0
Percentage of Minority Tracts		0.00%
Number of Low Income Tracts		0
Percentage of Low Income Tracts		0.00%
Number of Moderate Income Tracts		0
Percentage of Moderate Income Tracts		0.00%
Number of Middle Income Tracts		1
Percentage of Middle Income Tracts		100.00%
Number of Upper Income Tracts		0
Percentage of Upper Income Tracts		0.00%
Number of NA Income Tracts		0
Percentage of NA Income Tracts		0.00%

Osage, KANSAS

Census Tract	Tract Income Class	Minority Tract
20139010100	MIDDLE	NO
20139010200	MIDDLE	NO
20139010300	MIDDLE	NO
20139010400	MODERATE	NO
20139010500	MIDDLE	NO

Osage, KANSAS

Census Tract	Tract Income Class	Minority Tract
Summary Data: Osage		
Number of Census Tracts		5
Number of Minority Tracts		0
Percentage of Minority Tracts		0.00%
Number of Low Income Tracts		0
Percentage of Low Income Tracts		0.00%
Number of Moderate Income Tracts		1
Percentage of Moderate Income Tracts		20.00%
Number of Middle Income Tracts		4
Percentage of Middle Income Tracts		80.00%
Number of Upper Income Tracts		0
Percentage of Upper Income Tracts		0.00%
Number of NA Income Tracts		0
Percentage of NA Income Tracts		0.00%

Osborne, KANSAS

Census Tract	Tract Income Class	Minority Tract
20141474100	MIDDLE	NO

Osborne, KANSAS

Census Tract	Tract Income Class	Minority Tract
Summary Data: Osborne		
Number of Census Tracts		1
Number of Minority Tracts		0
Percentage of Minority Tracts		0.00%
Number of Low Income Tracts		0
Percentage of Low Income Tracts		0.00%
Number of Moderate Income Tracts		0
Percentage of Moderate Income Tracts		0.00%
Number of Middle Income Tracts		1
Percentage of Middle Income Tracts		100.00%
Number of Upper Income Tracts		0
Percentage of Upper Income Tracts		0.00%
Number of NA Income Tracts		0
Percentage of NA Income Tracts		0.00%

Ottawa, KANSAS

Census Tract	Tract Income Class	Minority Tract
20143085600	UPPER	NO
20143085700	MIDDLE	NO

Ottawa, KANSAS

Census Tract	Tract Income Class	Minority Tract
Summary Data: Ottawa		
Number of Census Tracts		2
Number of Minority Tracts		0
Percentage of Minority Tracts		0.00%
Number of Low Income Tracts		0
Percentage of Low Income Tracts		0.00%
Number of Moderate Income Tracts		0
Percentage of Moderate Income Tracts		0.00%
Number of Middle Income Tracts		1
Percentage of Middle Income Tracts		50.00%
Number of Upper Income Tracts		1
Percentage of Upper Income Tracts		50.00%
Number of NA Income Tracts		0
Percentage of NA Income Tracts		0.00%

Pawnee, KANSAS

Census Tract	Tract Income Class	Minority Tract
20145970200	MIDDLE	NO
20145970300	MIDDLE	NO

Pawnee, KANSAS

Census Tract	Tract Income Class	Minority Tract
Summary Data: Pawnee		
Number of Census Tracts		2
Number of Minority Tracts		0
Percentage of Minority Tracts		0.00%
Number of Low Income Tracts		0
Percentage of Low Income Tracts		0.00%
Number of Moderate Income Tracts		0
Percentage of Moderate Income Tracts		0.00%
Number of Middle Income Tracts		2
Percentage of Middle Income Tracts		100.00%
Number of Upper Income Tracts		0
Percentage of Upper Income Tracts		0.00%
Number of NA Income Tracts		0
Percentage of NA Income Tracts		0.00%

Phillips, KANSAS

Census Tract	Tract Income Class	Minority Tract
20147475100	MIDDLE	NO
20147475200	MIDDLE	NO
20147475300	MIDDLE	NO



Phillips, KANSAS

Census Tract	Tract Income Class	Minority Tract
Summary Data: Phillips		
Number of Census Tracts		3
Number of Minority Tracts		0
Percentage of Minority Tracts		0.00%
Number of Low Income Tracts		0
Percentage of Low Income Tracts		0.00%
Number of Moderate Income Tracts		0
Percentage of Moderate Income Tracts		0.00%
Number of Middle Income Tracts		3
Percentage of Middle Income Tracts		100.00%
Number of Upper Income Tracts		0
Percentage of Upper Income Tracts		0.00%
Number of NA Income Tracts		0
Percentage of NA Income Tracts		0.00%

Pottawatomie, KANSAS

Census Tract	Tract Income Class	Minority Tract
Summary Data: Pottawatomie		
Number of Census Tracts		5
Number of Minority Tracts		0
Percentage of Minority Tracts		0.00%
Number of Low Income Tracts		0
Percentage of Low Income Tracts		0.00%
Number of Moderate Income Tracts		0
Percentage of Moderate Income Tracts		0.00%
Number of Middle Income Tracts		3
Percentage of Middle Income Tracts		60.00%
Number of Upper Income Tracts		2
Percentage of Upper Income Tracts		40.00%
Number of NA Income Tracts		0
Percentage of NA Income Tracts		0.00%

Pratt, KANSAS

Census Tract	Tract Income Class	Minority Tract
Summary Data: Pratt		
Number of Census Tracts		3
Number of Minority Tracts		0
Percentage of Minority Tracts		0.00%
Number of Low Income Tracts		0
Percentage of Low Income Tracts		0.00%
Number of Moderate Income Tracts		0
Percentage of Moderate Income Tracts		0.00%
Number of Middle Income Tracts		1
Percentage of Middle Income Tracts		33.33%
Number of Upper Income Tracts		2
Percentage of Upper Income Tracts		66.67%
Number of NA Income Tracts		0
Percentage of NA Income Tracts		0.00%

Pottawatomie, KANSAS

Census Tract	Tract Income Class	Minority Tract
20149000101	MIDDLE	NO
20149000102	UPPER	NO
20149000200	UPPER	NO
20149000300	MIDDLE	NO
20149000400	MIDDLE	NO

Pratt, KANSAS

Census Tract	Tract Income Class	Minority Tract
20151968600	UPPER	NO
20151968700	MIDDLE	NO
20151968800	UPPER	NO

Rawlins, KANSAS

Census Tract	Tract Income Class	Minority Tract
20153950600	MIDDLE	NO



Rawlins, KANSAS		
Census Tract	Tract Income Class	Minority Tract
Summary Data: Rawlins		
Number of Census Tracts		1
Number of Minority Tracts		0
Percentage of Minority Tracts		0.00%
Number of Low Income Tracts		0
Percentage of Low Income Tracts		0.00%
Number of Moderate Income Tracts		0
Percentage of Moderate Income Tracts		0.00%
Number of Middle Income Tracts		1
Percentage of Middle Income Tracts		100.00%
Number of Upper Income Tracts		0
Percentage of Upper Income Tracts		0.00%
Number of NA Income Tracts		0
Percentage of NA Income Tracts		0.00%

Reno, KANSAS		
Census Tract	Tract Income Class	Minority Tract
20155000600	LOW	NO
20155000700	MODERATE	NO
20155000800	MIDDLE	NO
20155001000	MODERATE	NO
20155001100	UPPER	NO
20155001200	MIDDLE	NO
20155001300	MIDDLE	NO
20155001400	MIDDLE	NO
20155001500	MIDDLE	NO
20155001600	MIDDLE	NO
20155001700	MIDDLE	NO
20155001800	MIDDLE	NO

Reno, KANSAS		
Census Tract	Tract Income Class	Minority Tract
Summary Data: Reno		
Number of Census Tracts		17
Number of Minority Tracts		0
Percentage of Minority Tracts		0.00%
Number of Low Income Tracts		1
Percentage of Low Income Tracts		5.88%
Number of Moderate Income Tracts		2
Percentage of Moderate Income Tracts		11.76%
Number of Middle Income Tracts		13
Percentage of Middle Income Tracts		76.47%
Number of Upper Income Tracts		1
Percentage of Upper Income Tracts		5.88%
Number of NA Income Tracts		0
Percentage of NA Income Tracts		0.00%

Reno, KANSAS		
Census Tract	Tract Income Class	Minority Tract
20155000100	MIDDLE	NO
20155000200	MIDDLE	NO
20155000300	MIDDLE	NO
20155000400	MIDDLE	NO
20155000500	MIDDLE	NO

Republic, KANSAS		
Census Tract	Tract Income Class	Minority Tract
20157978100	MIDDLE	NO
20157978200	MIDDLE	NO
20157978300	MIDDLE	NO



Republic, KANSAS

Census Tract	Tract Income Class	Minority Tract
Summary Data: Republic		
Number of Census Tracts		3
Number of Minority Tracts		0
Percentage of Minority Tracts		0.00%
Number of Low Income Tracts		0
Percentage of Low Income Tracts		0.00%
Number of Moderate Income Tracts		0
Percentage of Moderate Income Tracts		0.00%
Number of Middle Income Tracts		3
Percentage of Middle Income Tracts		100.00%
Number of Upper Income Tracts		0
Percentage of Upper Income Tracts		0.00%
Number of NA Income Tracts		0
Percentage of NA Income Tracts		0.00%

Rice, KANSAS

Census Tract	Tract Income Class	Minority Tract
20159967100	MIDDLE	NO
20159967200	MIDDLE	NO
20159967300	MIDDLE	NO

Rice, KANSAS

Census Tract	Tract Income Class	Minority Tract
Summary Data: Rice		
Number of Census Tracts		3
Number of Minority Tracts		0
Percentage of Minority Tracts		0.00%
Number of Low Income Tracts		0
Percentage of Low Income Tracts		0.00%
Number of Moderate Income Tracts		0
Percentage of Moderate Income Tracts		0.00%
Number of Middle Income Tracts		3
Percentage of Middle Income Tracts		100.00%
Number of Upper Income Tracts		0
Percentage of Upper Income Tracts		0.00%
Number of NA Income Tracts		0
Percentage of NA Income Tracts		0.00%

Riley, KANSAS

Census Tract	Tract Income Class	Minority Tract
20161000201	MODERATE	NO
20161000202	MODERATE	NO
20161000303	NA	NO
20161000304	MIDDLE	NO
20161000500	MIDDLE	NO

Riley, KANSAS

Census Tract	Tract Income Class	Minority Tract
20161000601	UPPER	NO
20161000602	UPPER	NO
20161000700	UPPER	NO
20161000801	MODERATE	NO
20161000802	MIDDLE	NO
20161000900	MIDDLE	NO
20161001002	MODERATE	YES
20161001101	LOW	NO
20161001102	UPPER	NO
20161001301	UPPER	NO
20161001302	UPPER	NO
20161980000	NA	YES

Riley, KANSAS		
Census Tract	Tract Income Class	Minority Tract
Summary Data: Riley		
Number of Census Tracts		17
Number of Minority Tracts		2
Percentage of Minority Tracts		11.76%
Number of Low Income Tracts		1
Percentage of Low Income Tracts		5.88%
Number of Moderate Income Tracts		4
Percentage of Moderate Income Tracts		23.53%
Number of Middle Income Tracts		4
Percentage of Middle Income Tracts		23.53%
Number of Upper Income Tracts		6
Percentage of Upper Income Tracts		35.29%
Number of NA Income Tracts		2
Percentage of NA Income Tracts		11.76%


Rooks, KANSAS		
Census Tract	Tract Income Class	Minority Tract
Summary Data: Rooks		
Number of Census Tracts		2
Number of Minority Tracts		0
Percentage of Minority Tracts		0.00%
Number of Low Income Tracts		0
Percentage of Low Income Tracts		0.00%
Number of Moderate Income Tracts		0
Percentage of Moderate Income Tracts		0.00%
Number of Middle Income Tracts		2
Percentage of Middle Income Tracts		100.00%
Number of Upper Income Tracts		0
Percentage of Upper Income Tracts		0.00%
Number of NA Income Tracts		0
Percentage of NA Income Tracts		0.00%

Rush, KANSAS		
Census Tract	Tract Income Class	Minority Tract
Summary Data: Rush		
Number of Census Tracts		1
Number of Minority Tracts		0
Percentage of Minority Tracts		0.00%
Number of Low Income Tracts		0
Percentage of Low Income Tracts		0.00%
Number of Moderate Income Tracts		0
Percentage of Moderate Income Tracts		0.00%
Number of Middle Income Tracts		1
Percentage of Middle Income Tracts		100.00%
Number of Upper Income Tracts		0
Percentage of Upper Income Tracts		0.00%
Number of NA Income Tracts		0
Percentage of NA Income Tracts		0.00%

Rooks, KANSAS		
Census Tract	Tract Income Class	Minority Tract
20163974600	MIDDLE	NO
20163974700	MIDDLE	NO

Rush, KANSAS		
Census Tract	Tract Income Class	Minority Tract
20165972300	MIDDLE	NO

Russell, KANSAS		
Census Tract	Tract Income Class	Minority Tract
20167973800	MIDDLE	NO
20167973900	MIDDLE	NO



Russell, KANSAS

Census Tract	Tract Income Class	Minority Tract
Summary Data: Russell		
Number of Census Tracts		2
Number of Minority Tracts		0
Percentage of Minority Tracts		0.00%
Number of Low Income Tracts		0
Percentage of Low Income Tracts		0.00%
Number of Moderate Income Tracts		0
Percentage of Moderate Income Tracts		0.00%
Number of Middle Income Tracts		2
Percentage of Middle Income Tracts		100.00%
Number of Upper Income Tracts		0
Percentage of Upper Income Tracts		0.00%
Number of NA Income Tracts		0
Percentage of NA Income Tracts		0.00%

Saline, KANSAS

Census Tract	Tract Income Class	Minority Tract
20169000101	MODERATE	NO
20169000102	MODERATE	NO
20169000200	MODERATE	NO
20169000300	MODERATE	NO
20169000400	MODERATE	NO

Saline, KANSAS

Census Tract	Tract Income Class	Minority Tract
20169000500	MIDDLE	NO
20169000600	MIDDLE	NO
20169000700	UPPER	NO
20169000800	MIDDLE	NO
20169000900	MIDDLE	NO
20169001000	UPPER	NO
20169001100	UPPER	NO
20169001200	MIDDLE	NO

Summary Data: Saline		
Number of Census Tracts		13
Number of Minority Tracts		0
Percentage of Minority Tracts		0.00%
Number of Low Income Tracts		0
Percentage of Low Income Tracts		0.00%
Number of Moderate Income Tracts		5
Percentage of Moderate Income Tracts		38.46%
Number of Middle Income Tracts		5
Percentage of Middle Income Tracts		38.46%
Number of Upper Income Tracts		3
Percentage of Upper Income Tracts		23.08%
Number of NA Income Tracts		0
Percentage of NA Income Tracts		0.00%

Scott, KANSAS

Census Tract	Tract Income Class	Minority Tract
20171957100	MIDDLE	NO

Summary Data: Scott		
Number of Census Tracts		1
Number of Minority Tracts		0
Percentage of Minority Tracts		0.00%
Number of Low Income Tracts		0
Percentage of Low Income Tracts		0.00%
Number of Moderate Income Tracts		0
Percentage of Moderate Income Tracts		0.00%
Number of Middle Income Tracts		1
Percentage of Middle Income Tracts		100.00%
Number of Upper Income Tracts		0
Percentage of Upper Income Tracts		0.00%
Number of NA Income Tracts		0
Percentage of NA Income Tracts		0.00%

Sedgwick, KANSAS

Census Tract	Tract Income Class	Minority Tract
20173000100	MODERATE	YES
20173000200	MIDDLE	YES
20173000300	MODERATE	YES
20173000400	MODERATE	YES



Sedgwick, KANSAS

Census Tract	Tract Income Class	Minority Tract
20173000600	LOW	YES
20173000700	MODERATE	YES
20173000800	LOW	YES
20173000900	MODERATE	YES
20173001000	MODERATE	YES
20173001100	MODERATE	YES
20173001400	MIDDLE	NO
20173001500	MODERATE	NO
20173001800	LOW	YES
20173001900	MIDDLE	NO
20173002000	UPPER	NO
20173002200	UPPER	NO
20173002300	MODERATE	NO
20173002400	NA	YES
20173002600	MODERATE	YES
20173002700	LOW	YES
20173002800	MODERATE	NO
20173002900	MIDDLE	NO
20173003000	MODERATE	NO
20173003100	MODERATE	NO
20173003200	MODERATE	YES
20173003400	MODERATE	YES
20173003500	MODERATE	NO
20173003600	MODERATE	YES
20173003700	LOW	YES
20173003800	MODERATE	YES
20173003900	MODERATE	YES

Sedgwick, KANSAS

Census Tract	Tract Income Class	Minority Tract
20173004000	MODERATE	YES
20173004301	UPPER	NO
20173004302	NA	NO
20173005100	MODERATE	NO
20173005200	MODERATE	NO
20173005300	MIDDLE	NO
20173005401	MIDDLE	NO
20173005402	MODERATE	NO
20173005501	MIDDLE	NO
20173005502	MIDDLE	NO
20173005600	MODERATE	NO
20173005700	MIDDLE	NO
20173005800	MODERATE	NO
20173005900	MODERATE	NO
20173006000	MODERATE	YES
20173006100	MODERATE	YES
20173006200	MODERATE	YES
20173006300	MIDDLE	NO
20173006400	MIDDLE	NO
20173006500	LOW	YES
20173006600	MIDDLE	NO
20173006700	MIDDLE	YES
20173006800	LOW	YES
20173006900	MODERATE	YES
20173007000	MODERATE	YES
20173007101	MODERATE	YES
20173007102	MIDDLE	YES

Sedgwick, KANSAS

Census Tract	Tract Income Class	Minority Tract
20173007201	UPPER	NO
20173007205	MIDDLE	NO
20173007206	UPPER	YES
20173007207	UPPER	YES
20173007208	MIDDLE	YES
20173007301	UPPER	NO
20173007302	UPPER	NO
20173007500	MODERATE	YES
20173007600	MIDDLE	NO
20173007701	MIDDLE	YES
20173007702	MIDDLE	YES
20173007800	LOW	YES
20173008000	MIDDLE	NO
20173008100	MIDDLE	NO
20173008200	MODERATE	YES
20173008300	MIDDLE	NO
20173008400	MIDDLE	NO
20173008500	MIDDLE	NO
20173008600	MIDDLE	NO
20173008700	MODERATE	NO
20173008800	MIDDLE	NO
20173008900	MODERATE	NO
20173009000	MIDDLE	NO
20173009100	MIDDLE	NO
20173009200	MIDDLE	NO
20173009301	MODERATE	NO
20173009303	MIDDLE	NO



Sedgwick, KANSAS

Census Tract	Tract Income Class	Minority Tract
20173009304	MODERATE	NO
20173009401	MIDDLE	NO
20173009402	MIDDLE	NO
20173009504	MIDDLE	NO
20173009505	UPPER	NO
20173009506	UPPER	NO
20173009507	UPPER	NO
20173009508	MIDDLE	NO
20173009509	UPPER	NO
20173009510	UPPER	NO
20173009511	MIDDLE	NO
20173009512	UPPER	NO
20173009513	MIDDLE	NO
20173009514	UPPER	NO
20173009515	UPPER	NO
20173009603	MIDDLE	NO
20173009604	MIDDLE	NO
20173009605	UPPER	NO
20173009700	UPPER	NO
20173009801	MODERATE	NO
20173009803	MIDDLE	NO
20173009804	UPPER	NO
20173009901	UPPER	NO
20173009902	MIDDLE	NO
20173010001	UPPER	NO
20173010002	UPPER	NO
20173010003	MIDDLE	NO

Sedgwick, KANSAS

Census Tract	Tract Income Class	Minority Tract
20173010005	MIDDLE	NO
20173010006	MIDDLE	NO
20173010007	UPPER	NO
20173010106	MIDDLE	NO
20173010107	MIDDLE	NO
20173010108	UPPER	NO
20173010109	MODERATE	NO
20173010110	UPPER	NO
20173010111	UPPER	NO
20173010113	UPPER	NO
20173010115	UPPER	NO
20173010116	UPPER	NO
20173010201	MIDDLE	NO
20173010202	MIDDLE	NO
20173010301	UPPER	NO
20173010302	UPPER	NO
20173010400	MIDDLE	NO
20173010500	UPPER	NO
20173010600	UPPER	NO
20173010700	MIDDLE	NO
20173010801	MODERATE	NO
20173010802	MODERATE	YES
20173010900	UPPER	NO

Sedgwick, KANSAS

Census Tract	Tract Income Class	Minority Tract
Summary Data: Sedgwick		
Number of Census Tracts		135
Number of Minority Tracts		40
Percentage of Minority Tracts		29.63%
Number of Low Income Tracts		8
Percentage of Low Income Tracts		5.93%
Number of Moderate Income Tracts		42
Percentage of Moderate Income Tracts		31.11%
Number of Middle Income Tracts		49
Percentage of Middle Income Tracts		36.30%
Number of Upper Income Tracts		34
Percentage of Upper Income Tracts		25.19%
Number of NA Income Tracts		2
Percentage of NA Income Tracts		1.48%

Seward, KANSAS

Census Tract	Tract Income Class	Minority Tract
20175965600	MIDDLE	NO
20175965700	UPPER	YES
20175965800	MIDDLE	YES
20175965900	MIDDLE	YES
20175966000	MODERATE	YES



Seward, KANSAS

Census Tract	Tract Income Class	Minority Tract
Summary Data: Seward		
Number of Census Tracts		5
Number of Minority Tracts		4
Percentage of Minority Tracts		80.00%
Number of Low Income Tracts		0
Percentage of Low Income Tracts		0.00%
Number of Moderate Income Tracts		1
Percentage of Moderate Income Tracts		20.00%
Number of Middle Income Tracts		3
Percentage of Middle Income Tracts		60.00%
Number of Upper Income Tracts		1
Percentage of Upper Income Tracts		20.00%
Number of NA Income Tracts		0
Percentage of NA Income Tracts		0.00%

Shawnee, KANSAS

Census Tract	Tract Income Class	Minority Tract
20177000400	LOW	YES
20177000500	LOW	YES
20177000600	MODERATE	NO
20177000700	MIDDLE	NO
20177000800	MODERATE	NO

Shawnee, KANSAS

Census Tract	Tract Income Class	Minority Tract
20177000900	MIDDLE	NO
20177001000	MODERATE	NO
20177001100	LOW	YES
20177001200	MODERATE	YES
20177001300	MODERATE	YES
20177001500	MIDDLE	YES
20177001601	MIDDLE	NO
20177001603	MIDDLE	NO
20177001604	MIDDLE	NO
20177001800	MIDDLE	NO
20177001900	MIDDLE	NO
20177002100	MODERATE	NO
20177002200	MIDDLE	NO
20177002401	MIDDLE	NO
20177002402	MIDDLE	NO
20177002500	MIDDLE	NO
20177002601	MIDDLE	NO
20177002602	UPPER	NO
20177002701	MODERATE	NO
20177002702	MIDDLE	NO
20177002800	MODERATE	NO
20177002900	LOW	YES
20177003001	MODERATE	YES
20177003002	MIDDLE	NO
20177003100	MODERATE	NO
20177003301	MIDDLE	NO
20177003302	UPPER	NO

Shawnee, KANSAS

Census Tract	Tract Income Class	Minority Tract
20177003401	UPPER	NO
20177003402	UPPER	NO
20177003500	UPPER	NO
20177003601	MIDDLE	NO
20177003604	UPPER	NO
20177003605	UPPER	NO
20177003606	MIDDLE	NO
20177003607	UPPER	NO
20177003701	MIDDLE	NO
20177003702	MIDDLE	NO
20177003901	UPPER	NO
20177003902	MIDDLE	NO
20177004000	MODERATE	YES
20177004100	MIDDLE	NO



Shawnee, KANSAS

Census Tract	Tract Income Class	Minority Tract
Summary Data: Shawnee		
Number of Census Tracts		46
Number of Minority Tracts		9
Percentage of Minority Tracts		19.57%
Number of Low Income Tracts		4
Percentage of Low Income Tracts		8.70%
Number of Moderate Income Tracts		11
Percentage of Moderate Income Tracts		23.91%
Number of Middle Income Tracts		22
Percentage of Middle Income Tracts		47.83%
Number of Upper Income Tracts		9
Percentage of Upper Income Tracts		19.57%
Number of NA Income Tracts		0
Percentage of NA Income Tracts		0.00%

Sheridan, KANSAS

Census Tract	Tract Income Class	Minority Tract
20179952800	UPPER	NO

Sheridan, KANSAS

Census Tract	Tract Income Class	Minority Tract
Summary Data: Sheridan		
Number of Census Tracts		1
Number of Minority Tracts		0
Percentage of Minority Tracts		0.00%
Number of Low Income Tracts		0
Percentage of Low Income Tracts		0.00%
Number of Moderate Income Tracts		0
Percentage of Moderate Income Tracts		0.00%
Number of Middle Income Tracts		0
Percentage of Middle Income Tracts		0.00%
Number of Upper Income Tracts		1
Percentage of Upper Income Tracts		100.00%
Number of NA Income Tracts		0
Percentage of NA Income Tracts		0.00%

Sherman, KANSAS


Census Tract	Tract Income Class	Minority Tract
20181453600	UPPER	NO
20181453700	MIDDLE	NO

Sherman, KANSAS

Census Tract	Tract Income Class	Minority Tract
Summary Data: Sherman		
Number of Census Tracts		2
Number of Minority Tracts		0
Percentage of Minority Tracts		0.00%
Number of Low Income Tracts		0
Percentage of Low Income Tracts		0.00%
Number of Moderate Income Tracts		0
Percentage of Moderate Income Tracts		0.00%
Number of Middle Income Tracts		1
Percentage of Middle Income Tracts		50.00%
Number of Upper Income Tracts		1
Percentage of Upper Income Tracts		50.00%
Number of NA Income Tracts		0
Percentage of NA Income Tracts		0.00%

Smith, KANSAS

Census Tract	Tract Income Class	Minority Tract
20183475800	MODERATE	NO
20183475900	MIDDLE	NO



Smith, KANSAS

Census Tract	Tract Income Class	Minority Tract
Summary Data: Smith		
Number of Census Tracts		2
Number of Minority Tracts		0
Percentage of Minority Tracts		0.00%
Number of Low Income Tracts		0
Percentage of Low Income Tracts		0.00%
Number of Moderate Income Tracts		1
Percentage of Moderate Income Tracts		50.00%
Number of Middle Income Tracts		1
Percentage of Middle Income Tracts		50.00%
Number of Upper Income Tracts		0
Percentage of Upper Income Tracts		0.00%
Number of NA Income Tracts		0
Percentage of NA Income Tracts		0.00%

Stafford, KANSAS

Census Tract	Tract Income Class	Minority Tract
20185470600	MIDDLE	NO
20185470700	MIDDLE	NO

Stafford, KANSAS

Census Tract	Tract Income Class	Minority Tract
Summary Data: Stafford		
Number of Census Tracts		2
Number of Minority Tracts		0
Percentage of Minority Tracts		0.00%
Number of Low Income Tracts		0
Percentage of Low Income Tracts		0.00%
Number of Moderate Income Tracts		0
Percentage of Moderate Income Tracts		0.00%
Number of Middle Income Tracts		2
Percentage of Middle Income Tracts		100.00%
Number of Upper Income Tracts		0
Percentage of Upper Income Tracts		0.00%
Number of NA Income Tracts		0
Percentage of NA Income Tracts		0.00%

Stanton, KANSAS


Census Tract	Tract Income Class	Minority Tract
20187964100	MIDDLE	NO

Stanton, KANSAS

Census Tract	Tract Income Class	Minority Tract
Summary Data: Stanton		
Number of Census Tracts		1
Number of Minority Tracts		0
Percentage of Minority Tracts		0.00%
Number of Low Income Tracts		0
Percentage of Low Income Tracts		0.00%
Number of Moderate Income Tracts		0
Percentage of Moderate Income Tracts		0.00%
Number of Middle Income Tracts		1
Percentage of Middle Income Tracts		100.00%
Number of Upper Income Tracts		0
Percentage of Upper Income Tracts		0.00%
Number of NA Income Tracts		0
Percentage of NA Income Tracts		0.00%

Stevens, KANSAS

Census Tract	Tract Income Class	Minority Tract
20189965100	UPPER	NO
20189965200	MIDDLE	NO



Stevens, KANSAS

Census Tract	Tract Income Class	Minority Tract
Summary Data: Stevens		
Number of Census Tracts		2
Number of Minority Tracts		0
Percentage of Minority Tracts		0.00%
Number of Low Income Tracts		0
Percentage of Low Income Tracts		0.00%
Number of Moderate Income Tracts		0
Percentage of Moderate Income Tracts		0.00%
Number of Middle Income Tracts		1
Percentage of Middle Income Tracts		50.00%
Number of Upper Income Tracts		1
Percentage of Upper Income Tracts		50.00%
Number of NA Income Tracts		0
Percentage of NA Income Tracts		0.00%

Sumner, KANSAS

Census Tract	Tract Income Class	Minority Tract
20191962100	UPPER	NO
20191962200	MIDDLE	NO
20191962300	MIDDLE	NO
20191962400	MIDDLE	NO
20191962500	MIDDLE	NO

Sumner, KANSAS

Census Tract	Tract Income Class	Minority Tract
20191962600	MIDDLE	NO
Summary Data: Sumner		
Number of Census Tracts		6
Number of Minority Tracts		0
Percentage of Minority Tracts		0.00%
Number of Low Income Tracts		0
Percentage of Low Income Tracts		0.00%
Number of Moderate Income Tracts		0
Percentage of Moderate Income Tracts		0.00%
Number of Middle Income Tracts		5
Percentage of Middle Income Tracts		83.33%
Number of Upper Income Tracts		1
Percentage of Upper Income Tracts		16.67%
Number of NA Income Tracts		0
Percentage of NA Income Tracts		0.00%

Thomas, KANSAS

Census Tract	Tract Income Class	Minority Tract
20193953100	MIDDLE	NO
20193953400	UPPER	NO

Thomas, KANSAS

Census Tract	Tract Income Class	Minority Tract
Summary Data: Thomas		
Number of Census Tracts		2
Number of Minority Tracts		0
Percentage of Minority Tracts		0.00%
Number of Low Income Tracts		0
Percentage of Low Income Tracts		0.00%
Number of Moderate Income Tracts		0
Percentage of Moderate Income Tracts		0.00%
Number of Middle Income Tracts		1
Percentage of Middle Income Tracts		50.00%
Number of Upper Income Tracts		1
Percentage of Upper Income Tracts		50.00%
Number of NA Income Tracts		0
Percentage of NA Income Tracts		0.00%

Trego, KANSAS

Census Tract	Tract Income Class	Minority Tract
20195955800	UPPER	NO



Trego, KANSAS

Census Tract	Tract Income Class	Minority Tract
Summary Data: Trego		
Number of Census Tracts		1
Number of Minority Tracts		0
Percentage of Minority Tracts		0.00%
Number of Low Income Tracts		0
Percentage of Low Income Tracts		0.00%
Number of Moderate Income Tracts		0
Percentage of Moderate Income Tracts		0.00%
Number of Middle Income Tracts		0
Percentage of Middle Income Tracts		0.00%
Number of Upper Income Tracts		1
Percentage of Upper Income Tracts		100.00%
Number of NA Income Tracts		0
Percentage of NA Income Tracts		0.00%

Wabaunsee, KANSAS

Census Tract	Tract Income Class	Minority Tract
20197483100	MIDDLE	NO
20197483200	MIDDLE	NO

Wabaunsee, KANSAS

Census Tract	Tract Income Class	Minority Tract
Summary Data: Wabaunsee		
Number of Census Tracts		2
Number of Minority Tracts		0
Percentage of Minority Tracts		0.00%
Number of Low Income Tracts		0
Percentage of Low Income Tracts		0.00%
Number of Moderate Income Tracts		0
Percentage of Moderate Income Tracts		0.00%
Number of Middle Income Tracts		2
Percentage of Middle Income Tracts		100.00%
Number of Upper Income Tracts		0
Percentage of Upper Income Tracts		0.00%
Number of NA Income Tracts		0
Percentage of NA Income Tracts		0.00%

Wallace, KANSAS

Census Tract	Tract Income Class	Minority Tract
20199954100	MIDDLE	NO

Wallace, KANSAS

Census Tract	Tract Income Class	Minority Tract
Summary Data: Wallace		
Number of Census Tracts		1
Number of Minority Tracts		0
Percentage of Minority Tracts		0.00%
Number of Low Income Tracts		0
Percentage of Low Income Tracts		0.00%
Number of Moderate Income Tracts		0
Percentage of Moderate Income Tracts		0.00%
Number of Middle Income Tracts		1
Percentage of Middle Income Tracts		100.00%
Number of Upper Income Tracts		0
Percentage of Upper Income Tracts		0.00%
Number of NA Income Tracts		0
Percentage of NA Income Tracts		0.00%

Washington, KANSAS

Census Tract	Tract Income Class	Minority Tract
20201978600	MIDDLE	NO
20201978700	MIDDLE	NO



Washington, KANSAS

Census Tract	Tract Income Class	Minority Tract
Summary Data: Washington		
Number of Census Tracts		2
Number of Minority Tracts		0
Percentage of Minority Tracts		0.00%
Number of Low Income Tracts		0
Percentage of Low Income Tracts		0.00%
Number of Moderate Income Tracts		0
Percentage of Moderate Income Tracts		0.00%
Number of Middle Income Tracts		2
Percentage of Middle Income Tracts		100.00%
Number of Upper Income Tracts		0
Percentage of Upper Income Tracts		0.00%
Number of NA Income Tracts		0
Percentage of NA Income Tracts		0.00%

Wichita, KANSAS

Census Tract	Tract Income Class	Minority Tract
20203957600	UPPER	NO

Wichita, KANSAS

Census Tract	Tract Income Class	Minority Tract
Summary Data: Wichita		
Number of Census Tracts		1
Number of Minority Tracts		0
Percentage of Minority Tracts		0.00%
Number of Low Income Tracts		0
Percentage of Low Income Tracts		0.00%
Number of Moderate Income Tracts		0
Percentage of Moderate Income Tracts		0.00%
Number of Middle Income Tracts		0
Percentage of Middle Income Tracts		0.00%
Number of Upper Income Tracts		1
Percentage of Upper Income Tracts		100.00%
Number of NA Income Tracts		0
Percentage of NA Income Tracts		0.00%

Wilson, KANSAS

Census Tract	Tract Income Class	Minority Tract
20205097100	MIDDLE	NO
20205097200	MIDDLE	NO
20205097300	MIDDLE	NO
20205097400	MIDDLE	NO

Wilson, KANSAS

Census Tract	Tract Income Class	Minority Tract
Summary Data: Wilson		
Number of Census Tracts		4
Number of Minority Tracts		0
Percentage of Minority Tracts		0.00%
Number of Low Income Tracts		0
Percentage of Low Income Tracts		0.00%
Number of Moderate Income Tracts		0
Percentage of Moderate Income Tracts		0.00%
Number of Middle Income Tracts		4
Percentage of Middle Income Tracts		100.00%
Number of Upper Income Tracts		0
Percentage of Upper Income Tracts		0.00%
Number of NA Income Tracts		0
Percentage of NA Income Tracts		0.00%

Woodson, KANSAS

Census Tract	Tract Income Class	Minority Tract
20207096600	MIDDLE	NO
20207096700	MIDDLE	NO



Woodson, KANSAS

Census Tract	Tract Income Class	Minority Tract
Summary Data: Woodson		
Number of Census Tracts		2
Number of Minority Tracts		0
Percentage of Minority Tracts		0.00%
Number of Low Income Tracts		0
Percentage of Low Income Tracts		0.00%
Number of Moderate Income Tracts		0
Percentage of Moderate Income Tracts		0.00%
Number of Middle Income Tracts		2
Percentage of Middle Income Tracts		100.00%
Number of Upper Income Tracts		0
Percentage of Upper Income Tracts		0.00%
Number of NA Income Tracts		0
Percentage of NA Income Tracts		0.00%

Wyandotte, KANSAS

Census Tract	Tract Income Class	Minority Tract
20209040100	MODERATE	YES
20209040200	MODERATE	YES
20209040500	MODERATE	YES
20209040600	MODERATE	YES
20209040700	LOW	YES

Wyandotte, KANSAS

Census Tract	Tract Income Class	Minority Tract
20209040900	MIDDLE	YES
20209041100	LOW	YES
20209041200	MODERATE	YES
20209041300	LOW	YES
20209041400	LOW	YES
20209041500	LOW	YES
20209041600	MODERATE	YES
20209041900	MODERATE	YES
20209042001	LOW	YES
20209042002	MODERATE	YES
20209042100	MODERATE	YES
20209042200	LOW	YES
20209042300	LOW	YES
20209042400	LOW	YES
20209042600	LOW	YES
20209042700	LOW	YES
20209042800	MODERATE	YES
20209042900	LOW	YES
20209043000	MODERATE	YES
20209043301	MODERATE	YES
20209043400	MODERATE	NO
20209043500	MIDDLE	NO
20209043600	MODERATE	YES
20209043700	MODERATE	NO
20209043802	MIDDLE	NO
20209043803	MIDDLE	NO
20209043903	LOW	YES

Wyandotte, KANSAS

Census Tract	Tract Income Class	Minority Tract
20209043904	LOW	YES
20209043905	MODERATE	YES
20209044001	MIDDLE	NO
20209044002	LOW	NO
20209044101	NA	YES
20209044102	MODERATE	YES
20209044103	MIDDLE	YES
20209044104	MODERATE	YES
20209044201	MIDDLE	YES
20209044202	MIDDLE	YES
20209044301	MODERATE	YES
20209044302	MODERATE	YES
20209044303	MODERATE	YES
20209044400	MODERATE	YES
20209044500	MODERATE	YES
20209044601	MODERATE	NO
20209044602	NA	NO
20209044603	NA	NO
20209044702	MIDDLE	NO
20209044703	UPPER	NO
20209044704	MIDDLE	NO
20209044803	UPPER	NO
20209044804	UPPER	NO
20209044807	UPPER	NO
20209044900	MODERATE	NO
20209045100	MODERATE	YES
20209045200	MODERATE	NO




Wyandotte, KANSAS

Census Tract	Tract Income Class	Minority Tract
20209980000	NA	NO
20209980500	NA	NO
20209980900	NA	NO
20209981200	NA	NO
20209981500	NA	YES

Summary Data: Wyandotte

Number of Census Tracts	64
Number of Minority Tracts	42
Percentage of Minority Tracts	65.63%
Number of Low Income Tracts	15
Percentage of Low Income Tracts	23.44%
Number of Moderate Income Tracts	27
Percentage of Moderate Income Tracts	42.19%
Number of Middle Income Tracts	10
Percentage of Middle Income Tracts	15.63%
Number of Upper Income Tracts	4
Percentage of Upper Income Tracts	6.25%
Number of NA Income Tracts	8
Percentage of NA Income Tracts	12.50%



Assessment Area Summary Data:	Number of Census Tracts:	829
--------------------------------------	---------------------------------	-----

Number of Minority Tracts	Number of Low Income Tracts	Number of Moderate Income Tracts	Number of Middle Income Tracts	Number of Upper Income Tracts	Number of NA Income Tracts
124	36	154	417	201	21

Percentage of Minority Tracts	Percentage of Low Income Tracts	Percentage of Moderate Income Tracts	Percentage of Middle Income Tracts	Percentage of Upper Income Tracts	Percentage of NA Income Tracts
14.96%	4.34%	18.58%	50.30%	24.25%	2.53%

