

GeoDataVision Report D-1 Census Tract Reference Book 2022

Tract Income Classification and Minority Status—Based on Census data released by the FFIEC April 2022

Adams, INDIANA

Census Tract	Tract Income Class	Minority Tract
18001030100	UPPER	NO
18001030200	MODERATE	NO
18001030300	MIDDLE	NO
18001030400	MIDDLE	NO
18001030500	MIDDLE	NO
18001030600	MIDDLE	NO
18001030700	MIDDLE	NO

Summary Data: Adams

Number of Census Tracts	7
Number of Minority Tracts	0
Percentage of Minority Tracts	0.00%
Number of Low Income Tracts	0
Percentage of Low Income Tracts	0.00%
Number of Moderate Income Tracts	1
Percentage of Moderate Income Tracts	14.29%
Number of Middle Income Tracts	5
Percentage of Middle Income Tracts	71.43%
Number of Upper Income Tracts	1
Percentage of Upper Income Tracts	14.29%
Number of NA Income Tracts	0
Percentage of NA Income Tracts	0.00%

Allen, INDIANA

Census Tract	Tract Income Class	Minority Tract
18003000100	MODERATE	NO
18003000300	MIDDLE	NO
18003000400	MIDDLE	NO
18003000500	MIDDLE	NO
18003000600	MODERATE	NO
18003000701	MODERATE	NO
18003000704	MIDDLE	NO
18003000800	MIDDLE	NO
18003000900	MODERATE	NO
18003001000	MODERATE	NO
18003001100	MIDDLE	NO
18003001200	NA	NO
18003001300	MIDDLE	NO
18003001600	LOW	YES
18003001700	LOW	YES
18003002000	LOW	YES
18003002100	LOW	NO
18003002200	MODERATE	NO
18003002300	LOW	YES
18003002500	MODERATE	NO
18003002600	MIDDLE	YES
18003002800	LOW	YES
18003002900	MODERATE	YES
18003003000	LOW	YES
18003003100	MODERATE	YES
18003003200	MIDDLE	NO

Allen, INDIANA

Census Tract	Tract Income Class	Minority Tract
18003003301	MODERATE	NO
18003003304	MODERATE	NO
18003003400	MIDDLE	NO
18003003500	MODERATE	NO
18003003600	MODERATE	YES
18003003700	MIDDLE	NO
18003003800	MODERATE	NO
18003003901	MIDDLE	NO
18003003902	MIDDLE	NO
18003004000	MODERATE	YES
18003004101	MODERATE	NO
18003004103	MIDDLE	NO
18003004300	LOW	YES
18003004400	MODERATE	YES
18003010100	MIDDLE	NO
18003010201	UPPER	NO
18003010202	MIDDLE	NO
18003010304	UPPER	NO
18003010305	UPPER	NO
18003010306	UPPER	NO
18003010307	UPPER	NO
18003010308	UPPER	NO
18003010400	UPPER	NO
18003010500	UPPER	NO
18003010601	MIDDLE	NO
18003010602	MODERATE	NO



Allen, INDIANA		
Census Tract	Tract Income Class	Minority Tract
18003010603	MIDDLE	NO
18003010604	MODERATE	NO
18003010705	MIDDLE	NO
18003010706	MIDDLE	NO
18003010707	UPPER	NO
18003010803	MIDDLE	NO
18003010804	MIDDLE	NO
18003010807	MIDDLE	NO
18003010808	UPPER	NO
18003010809	MIDDLE	NO
18003010811	MIDDLE	NO
18003010812	MIDDLE	NO
18003010813	UPPER	NO
18003010815	UPPER	NO
18003010816	UPPER	NO
18003010817	UPPER	NO
18003010819	MIDDLE	NO
18003010821	MIDDLE	NO
18003010900	UPPER	NO
18003011000	MIDDLE	NO
18003011100	MODERATE	NO
18003011201	MODERATE	NO
18003011202	MODERATE	NO
18003011204	MIDDLE	NO
18003011205	MIDDLE	NO
18003011302	MODERATE	YES
18003011303	MODERATE	YES

Allen, INDIANA		
Census Tract	Tract Income Class	Minority Tract
18003011304	MODERATE	YES
18003011501	MIDDLE	NO
18003011502	MODERATE	NO
18003011603	UPPER	NO
18003011604	UPPER	NO
18003011605	MIDDLE	NO
18003011606	UPPER	NO
18003011607	UPPER	NO
18003011608	UPPER	NO
18003011609	UPPER	NO
18003011701	UPPER	NO
18003011702	MIDDLE	NO
18003011801	MIDDLE	NO
18003011802	MIDDLE	NO
18003011900	MIDDLE	NO
18003980001	NA	NO
18003980002	NA	NO

Allen, INDIANA		
Census Tract	Tract Income Class	Minority Tract
Summary Data: Allen		
Number of Census Tracts		96
Number of Minority Tracts		16
Percentage of Minority Tracts		16.67%
Number of Low Income Tracts		8
Percentage of Low Income Tracts		8.33%
Number of Moderate Income Tracts		26
Percentage of Moderate Income Tracts		27.08%
Number of Middle Income Tracts		37
Percentage of Middle Income Tracts		38.54%
Number of Upper Income Tracts		22
Percentage of Upper Income Tracts		22.92%
Number of NA Income Tracts		3
Percentage of NA Income Tracts		3.13%

Bartholomew, INDIANA		
Census Tract	Tract Income Class	Minority Tract
18005010100	MODERATE	NO
18005010200	MIDDLE	NO
18005010300	UPPER	NO
18005010400	MIDDLE	NO
18005010500	MIDDLE	NO



Bartholomew, INDIANA

Census Tract	Tract Income Class	Minority Tract
18005010600	MODERATE	NO
18005010700	MODERATE	NO
18005010800	MODERATE	NO
18005010900	UPPER	NO
18005011000	MIDDLE	NO
18005011101	MIDDLE	NO
18005011102	MIDDLE	NO
18005011200	MIDDLE	NO
18005011300	MIDDLE	NO
18005011400	MIDDLE	NO
18005011500	MIDDLE	NO

Bartholomew, INDIANA

Census Tract	Tract Income Class	Minority Tract
Summary Data: Bartholomew		
Number of Census Tracts		16
Number of Minority Tracts		0
Percentage of Minority Tracts		0.00%
Number of Low Income Tracts		0
Percentage of Low Income Tracts		0.00%
Number of Moderate Income Tracts		4
Percentage of Moderate Income Tracts		25.00%
Number of Middle Income Tracts		10
Percentage of Middle Income Tracts		62.50%
Number of Upper Income Tracts		2
Percentage of Upper Income Tracts		12.50%
Number of NA Income Tracts		0
Percentage of NA Income Tracts		0.00%

Benton, INDIANA


Census Tract	Tract Income Class	Minority Tract
Summary Data: Benton		
Number of Census Tracts		3
Number of Minority Tracts		0
Percentage of Minority Tracts		0.00%
Number of Low Income Tracts		0
Percentage of Low Income Tracts		0.00%
Number of Moderate Income Tracts		2
Percentage of Moderate Income Tracts		66.67%
Number of Middle Income Tracts		1
Percentage of Middle Income Tracts		33.33%
Number of Upper Income Tracts		0
Percentage of Upper Income Tracts		0.00%
Number of NA Income Tracts		0
Percentage of NA Income Tracts		0.00%

Benton, INDIANA

Census Tract	Tract Income Class	Minority Tract
18007100100	MIDDLE	NO
18007100200	MODERATE	NO
18007100300	MODERATE	NO

Blackford, INDIANA

Census Tract	Tract Income Class	Minority Tract
18009975100	MIDDLE	NO
18009975200	MODERATE	NO
18009975300	MODERATE	NO
18009975400	MIDDLE	NO



Blackford, INDIANA

Census Tract	Tract Income Class	Minority Tract
Summary Data: Blackford		
Number of Census Tracts		4
Number of Minority Tracts		0
Percentage of Minority Tracts		0.00%
Number of Low Income Tracts		0
Percentage of Low Income Tracts		0.00%
Number of Moderate Income Tracts		2
Percentage of Moderate Income Tracts		50.00%
Number of Middle Income Tracts		2
Percentage of Middle Income Tracts		50.00%
Number of Upper Income Tracts		0
Percentage of Upper Income Tracts		0.00%
Number of NA Income Tracts		0
Percentage of NA Income Tracts		0.00%

Boone, INDIANA

Census Tract	Tract Income Class	Minority Tract
18011810100	MIDDLE	NO
18011810200	MIDDLE	NO
18011810300	UPPER	NO
18011810400	MIDDLE	NO
18011810500	MIDDLE	NO

Boone, INDIANA

Census Tract	Tract Income Class	Minority Tract
18011810601	UPPER	NO
18011810604	UPPER	NO
18011810605	UPPER	NO
18011810606	UPPER	NO
18011810607	UPPER	NO
18011810700	MIDDLE	NO

Summary Data: Boone

Number of Census Tracts		11
Number of Minority Tracts		0
Percentage of Minority Tracts		0.00%
Number of Low Income Tracts		0
Percentage of Low Income Tracts		0.00%
Number of Moderate Income Tracts		0
Percentage of Moderate Income Tracts		0.00%
Number of Middle Income Tracts		5
Percentage of Middle Income Tracts		45.45%
Number of Upper Income Tracts		6
Percentage of Upper Income Tracts		54.55%
Number of NA Income Tracts		0
Percentage of NA Income Tracts		0.00%

Brown, INDIANA

Census Tract	Tract Income Class	Minority Tract
18013974600	MIDDLE	NO
18013974700	MODERATE	NO
18013974800	MIDDLE	NO
18013974901	MIDDLE	NO
18013974902	MIDDLE	NO

Summary Data: Brown

Number of Census Tracts		5
Number of Minority Tracts		0
Percentage of Minority Tracts		0.00%
Number of Low Income Tracts		0
Percentage of Low Income Tracts		0.00%
Number of Moderate Income Tracts		1
Percentage of Moderate Income Tracts		20.00%
Number of Middle Income Tracts		4
Percentage of Middle Income Tracts		80.00%
Number of Upper Income Tracts		0
Percentage of Upper Income Tracts		0.00%
Number of NA Income Tracts		0
Percentage of NA Income Tracts		0.00%

Carroll, INDIANA

Census Tract	Tract Income Class	Minority Tract
--------------	--------------------	----------------



Carroll, INDIANA

Census Tract	Tract Income Class	Minority Tract
18015959300	MIDDLE	NO
18015959400	MIDDLE	NO
18015959500	MIDDLE	NO
18015959600	MODERATE	NO
18015959700	MIDDLE	NO
18015959800	MIDDLE	NO
18015959900	MIDDLE	NO

Summary Data: Carroll		
Number of Census Tracts		7
Number of Minority Tracts		0
Percentage of Minority Tracts		0.00%
Number of Low Income Tracts		0
Percentage of Low Income Tracts		0.00%
Number of Moderate Income Tracts		1
Percentage of Moderate Income Tracts		14.29%
Number of Middle Income Tracts		6
Percentage of Middle Income Tracts		85.71%
Number of Upper Income Tracts		0
Percentage of Upper Income Tracts		0.00%
Number of NA Income Tracts		0
Percentage of NA Income Tracts		0.00%

Cass, INDIANA


Census Tract	Tract Income Class	Minority Tract
18017950900	MIDDLE	NO
18017951000	MIDDLE	NO
18017951100	MIDDLE	NO
18017951200	MODERATE	NO
18017951300	MIDDLE	NO
18017951400	MIDDLE	NO
18017951500	MODERATE	YES
18017951600	MIDDLE	NO
18017951700	MIDDLE	NO
18017951800	MIDDLE	NO
18017951900	MIDDLE	NO

Cass, INDIANA

Census Tract	Tract Income Class	Minority Tract
Summary Data: Cass		
Number of Census Tracts		11
Number of Minority Tracts		1
Percentage of Minority Tracts		9.09%
Number of Low Income Tracts		0
Percentage of Low Income Tracts		0.00%
Number of Moderate Income Tracts		2
Percentage of Moderate Income Tracts		18.18%
Number of Middle Income Tracts		9
Percentage of Middle Income Tracts		81.82%
Number of Upper Income Tracts		0
Percentage of Upper Income Tracts		0.00%
Number of NA Income Tracts		0
Percentage of NA Income Tracts		0.00%

Clark, INDIANA

Census Tract	Tract Income Class	Minority Tract
18019050100	MIDDLE	NO
18019050200	MODERATE	NO
18019050303	MODERATE	NO
18019050304	MODERATE	NO
18019050305	MIDDLE	NO



Clark, INDIANA

Census Tract	Tract Income Class	Minority Tract
18019050306	MIDDLE	NO
18019050401	MODERATE	NO
18019050403	MODERATE	NO
18019050404	MIDDLE	NO
18019050503	MODERATE	NO
18019050504	MODERATE	NO
18019050505	MIDDLE	NO
18019050603	MIDDLE	NO
18019050604	MIDDLE	NO
18019050605	MIDDLE	NO
18019050606	MIDDLE	NO
18019050703	MIDDLE	NO
18019050704	UPPER	NO
18019050705	MIDDLE	NO
18019050706	UPPER	NO
18019050801	UPPER	NO
18019050803	UPPER	NO
18019050804	MIDDLE	NO
18019050902	MIDDLE	NO
18019050903	MIDDLE	NO
18019050904	UPPER	NO
18019051000	MIDDLE	NO

Clark, INDIANA

Census Tract	Tract Income Class	Minority Tract
Summary Data: Clark		
Number of Census Tracts		27
Number of Minority Tracts		0
Percentage of Minority Tracts		0.00%
Number of Low Income Tracts		0
Percentage of Low Income Tracts		0.00%
Number of Moderate Income Tracts		7
Percentage of Moderate Income Tracts		25.93%
Number of Middle Income Tracts		15
Percentage of Middle Income Tracts		55.56%
Number of Upper Income Tracts		5
Percentage of Upper Income Tracts		18.52%
Number of NA Income Tracts		0
Percentage of NA Income Tracts		0.00%

Clay, INDIANA

Census Tract	Tract Income Class	Minority Tract
18021040100	MIDDLE	NO
18021040200	MIDDLE	NO
18021040300	UPPER	NO
18021040400	MIDDLE	NO
18021040500	UPPER	NO

Clay, INDIANA

Census Tract	Tract Income Class	Minority Tract
18021040600	MIDDLE	NO
Summary Data: Clay		
Number of Census Tracts		6
Number of Minority Tracts		0
Percentage of Minority Tracts		0.00%
Number of Low Income Tracts		0
Percentage of Low Income Tracts		0.00%
Number of Moderate Income Tracts		0
Percentage of Moderate Income Tracts		0.00%
Number of Middle Income Tracts		4
Percentage of Middle Income Tracts		66.67%
Number of Upper Income Tracts		2
Percentage of Upper Income Tracts		33.33%
Number of NA Income Tracts		0
Percentage of NA Income Tracts		0.00%

Clinton, INDIANA

Census Tract	Tract Income Class	Minority Tract
18023950100	MIDDLE	NO
18023950200	MIDDLE	NO
18023950300	MIDDLE	NO
18023950400	MIDDLE	NO



Clinton, INDIANA

Census Tract	Tract Income Class	Minority Tract
18023950500	MODERATE	NO
18023950600	MODERATE	NO
18023950700	MIDDLE	NO
18023950800	MODERATE	NO

Summary Data: Clinton

Number of Census Tracts	8
Number of Minority Tracts	0
Percentage of Minority Tracts	0.00%
Number of Low Income Tracts	0
Percentage of Low Income Tracts	0.00%
Number of Moderate Income Tracts	3
Percentage of Moderate Income Tracts	37.50%
Number of Middle Income Tracts	5
Percentage of Middle Income Tracts	62.50%
Number of Upper Income Tracts	0
Percentage of Upper Income Tracts	0.00%
Number of NA Income Tracts	0
Percentage of NA Income Tracts	0.00%

Crawford, INDIANA

Census Tract	Tract Income Class	Minority Tract
18025951900	MIDDLE	NO

Crawford, INDIANA

Census Tract	Tract Income Class	Minority Tract
18025952000	MIDDLE	NO
18025952100	MODERATE	NO

Summary Data: Crawford

Number of Census Tracts	3
Number of Minority Tracts	0
Percentage of Minority Tracts	0.00%
Number of Low Income Tracts	0
Percentage of Low Income Tracts	0.00%
Number of Moderate Income Tracts	1
Percentage of Moderate Income Tracts	33.33%
Number of Middle Income Tracts	2
Percentage of Middle Income Tracts	66.67%
Number of Upper Income Tracts	0
Percentage of Upper Income Tracts	0.00%
Number of NA Income Tracts	0
Percentage of NA Income Tracts	0.00%

Daviess, INDIANA

Census Tract	Tract Income Class	Minority Tract
18027954300	MIDDLE	NO
18027954400	UPPER	NO
18027954501	MIDDLE	NO

Daviess, INDIANA

Census Tract	Tract Income Class	Minority Tract
18027954502	MIDDLE	NO
18027954600	UPPER	NO
18027954700	MIDDLE	NO
18027954800	MODERATE	NO
18027954900	MIDDLE	NO

Summary Data: Daviess

Number of Census Tracts	8
Number of Minority Tracts	0
Percentage of Minority Tracts	0.00%
Number of Low Income Tracts	0
Percentage of Low Income Tracts	0.00%
Number of Moderate Income Tracts	1
Percentage of Moderate Income Tracts	12.50%
Number of Middle Income Tracts	5
Percentage of Middle Income Tracts	62.50%
Number of Upper Income Tracts	2
Percentage of Upper Income Tracts	25.00%
Number of NA Income Tracts	0
Percentage of NA Income Tracts	0.00%

Dearborn, INDIANA

Census Tract	Tract Income Class	Minority Tract
--------------	--------------------	----------------



Dearborn, INDIANA

Census Tract	Tract Income Class	Minority Tract
18029080101	MIDDLE	NO
18029080103	MIDDLE	NO
18029080104	MIDDLE	NO
18029080201	MIDDLE	NO
18029080203	MIDDLE	NO
18029080204	MIDDLE	NO
18029080301	MODERATE	NO
18029080302	MODERATE	NO
18029080400	MIDDLE	NO
18029080500	LOW	NO
18029080601	MIDDLE	NO
18029080602	MIDDLE	NO
18029080700	MIDDLE	NO

Dearborn, INDIANA

Census Tract	Tract Income Class	Minority Tract
--------------	--------------------	----------------

Summary Data: Dearborn

Number of Census Tracts	13
Number of Minority Tracts	0
Percentage of Minority Tracts	0.00%
Number of Low Income Tracts	1
Percentage of Low Income Tracts	7.69%
Number of Moderate Income Tracts	2
Percentage of Moderate Income Tracts	15.38%
Number of Middle Income Tracts	10
Percentage of Middle Income Tracts	76.92%
Number of Upper Income Tracts	0
Percentage of Upper Income Tracts	0.00%
Number of NA Income Tracts	0
Percentage of NA Income Tracts	0.00%

Decatur, INDIANA

Census Tract	Tract Income Class	Minority Tract
18031969000	UPPER	NO
18031969100	MIDDLE	NO
18031969200	MIDDLE	NO
18031969300	MIDDLE	NO
18031969400	MIDDLE	NO

Decatur, INDIANA

Census Tract	Tract Income Class	Minority Tract
18031969500	MIDDLE	NO

Summary Data: Decatur

Number of Census Tracts	6
Number of Minority Tracts	0
Percentage of Minority Tracts	0.00%
Number of Low Income Tracts	0
Percentage of Low Income Tracts	0.00%
Number of Moderate Income Tracts	0
Percentage of Moderate Income Tracts	0.00%
Number of Middle Income Tracts	5
Percentage of Middle Income Tracts	83.33%
Number of Upper Income Tracts	1
Percentage of Upper Income Tracts	16.67%
Number of NA Income Tracts	0
Percentage of NA Income Tracts	0.00%

DeKalb, INDIANA

Census Tract	Tract Income Class	Minority Tract
18033020100	UPPER	NO
18033020200	MIDDLE	NO
18033020300	MIDDLE	NO
18033020400	UPPER	NO



DeKalb, INDIANA

Census Tract	Tract Income Class	Minority Tract
18033020500	MODERATE	NO
18033020601	MIDDLE	NO
18033020602	MIDDLE	NO
18033020700	UPPER	NO
18033020800	MIDDLE	NO

Summary Data: DeKalb

Number of Census Tracts	9
Number of Minority Tracts	0
Percentage of Minority Tracts	0.00%
Number of Low Income Tracts	0
Percentage of Low Income Tracts	0.00%
Number of Moderate Income Tracts	1
Percentage of Moderate Income Tracts	11.11%
Number of Middle Income Tracts	5
Percentage of Middle Income Tracts	55.56%
Number of Upper Income Tracts	3
Percentage of Upper Income Tracts	33.33%
Number of NA Income Tracts	0
Percentage of NA Income Tracts	0.00%

Delaware, INDIANA

Census Tract	Tract Income Class	Minority Tract
--------------	--------------------	----------------

Delaware, INDIANA

Census Tract	Tract Income Class	Minority Tract
18035000300	LOW	YES
18035000400	MODERATE	NO
18035000500	MIDDLE	NO
18035000600	MODERATE	NO
18035000700	MIDDLE	NO
18035000800	UPPER	NO
18035000902	NA	NO
18035000903	MODERATE	NO
18035000904	UPPER	NO
18035001000	MIDDLE	NO
18035001100	MIDDLE	NO
18035001200	NA	YES
18035001300	MODERATE	NO
18035001400	MODERATE	NO
18035001500	LOW	NO
18035001600	MODERATE	NO
18035001700	MODERATE	NO
18035002000	MIDDLE	NO
18035002100	MODERATE	NO
18035002201	MIDDLE	NO
18035002202	UPPER	NO
18035002301	UPPER	NO
18035002302	MIDDLE	NO
18035002401	MIDDLE	NO
18035002403	UPPER	NO
18035002404	UPPER	NO
18035002501	MIDDLE	NO

Delaware, INDIANA

Census Tract	Tract Income Class	Minority Tract
18035002502	UPPER	NO
18035002602	MIDDLE	NO
18035002603	UPPER	NO
18035002604	UPPER	NO
18035002700	MIDDLE	NO
18035002800	MIDDLE	NO
18035002900	MIDDLE	NO

Summary Data: Delaware

Number of Census Tracts	34
Number of Minority Tracts	2
Percentage of Minority Tracts	5.88%
Number of Low Income Tracts	2
Percentage of Low Income Tracts	5.88%
Number of Moderate Income Tracts	8
Percentage of Moderate Income Tracts	23.53%
Number of Middle Income Tracts	13
Percentage of Middle Income Tracts	38.24%
Number of Upper Income Tracts	9
Percentage of Upper Income Tracts	26.47%
Number of NA Income Tracts	2
Percentage of NA Income Tracts	5.88%



Dubois, INDIANA

Census Tract	Tract Income Class	Minority Tract
18037953200	UPPER	NO
18037953301	MIDDLE	NO
18037953302	MIDDLE	NO
18037953400	MIDDLE	NO
18037953500	MIDDLE	NO
18037953600	MIDDLE	NO
18037953701	MIDDLE	NO
18037953702	UPPER	NO
18037953800	MIDDLE	NO

Summary Data: Dubois


Number of Census Tracts	9
Number of Minority Tracts	0
Percentage of Minority Tracts	0.00%
Number of Low Income Tracts	0
Percentage of Low Income Tracts	0.00%
Number of Moderate Income Tracts	0
Percentage of Moderate Income Tracts	0.00%
Number of Middle Income Tracts	7
Percentage of Middle Income Tracts	77.78%
Number of Upper Income Tracts	2
Percentage of Upper Income Tracts	22.22%
Number of NA Income Tracts	0
Percentage of NA Income Tracts	0.00%

Elkhart, INDIANA

Census Tract	Tract Income Class	Minority Tract
18039000100	MIDDLE	NO
18039000201	MODERATE	YES
18039000202	MIDDLE	NO
18039000301	UPPER	NO
18039000302	MIDDLE	NO
18039000400	MIDDLE	NO
18039000501	MIDDLE	YES
18039000502	MIDDLE	NO
18039000601	UPPER	NO
18039000602	UPPER	NO
18039000701	UPPER	NO
18039000702	MODERATE	NO
18039000801	MIDDLE	NO
18039000803	UPPER	NO
18039000804	UPPER	NO
18039000901	UPPER	NO
18039000902	UPPER	NO
18039001000	MIDDLE	NO
18039001100	UPPER	NO
18039001200	MIDDLE	NO
18039001301	MIDDLE	NO
18039001302	MIDDLE	NO
18039001401	MIDDLE	NO
18039001402	MIDDLE	NO
18039001501	MIDDLE	NO
18039001502	UPPER	NO
18039001601	MODERATE	NO

Elkhart, INDIANA

Census Tract	Tract Income Class	Minority Tract
18039001602	MIDDLE	NO
18039001701	MODERATE	NO
18039001702	MODERATE	NO
18039001801	UPPER	NO
18039001802	MIDDLE	NO
18039001901	MODERATE	YES
18039001902	MIDDLE	NO
18039002001	MIDDLE	NO
18039002002	MIDDLE	NO
18039002101	MIDDLE	NO
18039002102	MODERATE	YES
18039002201	LOW	YES
18039002202	MODERATE	YES
18039002300	MODERATE	YES
18039002400	MIDDLE	NO
18039002600	LOW	YES
18039002700	MODERATE	YES
18039002900	MIDDLE	NO



Elkhart, INDIANA

Census Tract	Tract Income Class	Minority Tract
Summary Data: Elkhart		
Number of Census Tracts		45
Number of Minority Tracts		9
Percentage of Minority Tracts		20.00%
Number of Low Income Tracts		2
Percentage of Low Income Tracts		4.44%
Number of Moderate Income Tracts		10
Percentage of Moderate Income Tracts		22.22%
Number of Middle Income Tracts		22
Percentage of Middle Income Tracts		48.89%
Number of Upper Income Tracts		11
Percentage of Upper Income Tracts		24.44%
Number of NA Income Tracts		0
Percentage of NA Income Tracts		0.00%

Fayette, INDIANA

Census Tract	Tract Income Class	Minority Tract
18041954000	MIDDLE	NO
18041954100	MODERATE	NO
18041954200	MIDDLE	NO
18041954300	MIDDLE	NO
18041954400	MODERATE	NO

Fayette, INDIANA

Census Tract	Tract Income Class	Minority Tract
18041954500	MIDDLE	NO
18041954600	MIDDLE	NO
Summary Data: Fayette		
Number of Census Tracts		7
Number of Minority Tracts		0
Percentage of Minority Tracts		0.00%
Number of Low Income Tracts		0
Percentage of Low Income Tracts		0.00%
Number of Moderate Income Tracts		2
Percentage of Moderate Income Tracts		28.57%
Number of Middle Income Tracts		5
Percentage of Middle Income Tracts		71.43%
Number of Upper Income Tracts		0
Percentage of Upper Income Tracts		0.00%
Number of NA Income Tracts		0
Percentage of NA Income Tracts		0.00%

Floyd, INDIANA

Census Tract	Tract Income Class	Minority Tract
18043070200	MODERATE	NO
18043070301	MIDDLE	NO
18043070302	MIDDLE	NO

Floyd, INDIANA

Census Tract	Tract Income Class	Minority Tract
18043070400	MIDDLE	NO
18043070500	MODERATE	NO
18043070600	MIDDLE	NO
18043070700	MODERATE	NO
18043070801	LOW	NO
18043070802	MODERATE	NO
18043070901	MIDDLE	NO
18043070902	LOW	NO
18043071003	UPPER	NO
18043071004	UPPER	NO
18043071005	UPPER	NO
18043071006	MIDDLE	NO
18043071007	MIDDLE	NO
18043071101	UPPER	NO
18043071103	UPPER	NO
18043071104	UPPER	NO
18043071200	UPPER	NO



Floyd, INDIANA

Census Tract	Tract Income Class	Minority Tract
Summary Data: Floyd		
Number of Census Tracts		20
Number of Minority Tracts		0
Percentage of Minority Tracts		0.00%
Number of Low Income Tracts		2
Percentage of Low Income Tracts		10.00%
Number of Moderate Income Tracts		4
Percentage of Moderate Income Tracts		20.00%
Number of Middle Income Tracts		7
Percentage of Middle Income Tracts		35.00%
Number of Upper Income Tracts		7
Percentage of Upper Income Tracts		35.00%
Number of NA Income Tracts		0
Percentage of NA Income Tracts		0.00%

Fountain, INDIANA

Census Tract	Tract Income Class	Minority Tract
Summary Data: Fountain		
Number of Census Tracts		5
Number of Minority Tracts		0
Percentage of Minority Tracts		0.00%
Number of Low Income Tracts		0
Percentage of Low Income Tracts		0.00%
Number of Moderate Income Tracts		1
Percentage of Moderate Income Tracts		20.00%
Number of Middle Income Tracts		3
Percentage of Middle Income Tracts		60.00%
Number of Upper Income Tracts		1
Percentage of Upper Income Tracts		20.00%
Number of NA Income Tracts		0
Percentage of NA Income Tracts		0.00%

Franklin, INDIANA

Census Tract	Tract Income Class	Minority Tract
Summary Data: Franklin		
Number of Census Tracts		5
Number of Minority Tracts		0
Percentage of Minority Tracts		0.00%
Number of Low Income Tracts		0
Percentage of Low Income Tracts		0.00%
Number of Moderate Income Tracts		2
Percentage of Moderate Income Tracts		40.00%
Number of Middle Income Tracts		2
Percentage of Middle Income Tracts		40.00%
Number of Upper Income Tracts		1
Percentage of Upper Income Tracts		20.00%
Number of NA Income Tracts		0
Percentage of NA Income Tracts		0.00%

Fountain, INDIANA

Census Tract	Tract Income Class	Minority Tract
18045957600	UPPER	NO
18045957700	MIDDLE	NO
18045957800	MIDDLE	NO
18045957900	MIDDLE	NO
18045958000	MODERATE	NO

Franklin, INDIANA

Census Tract	Tract Income Class	Minority Tract
18047960100	UPPER	NO
18047969600	MIDDLE	NO
18047969700	MODERATE	NO
18047969800	MIDDLE	NO
18047969900	MODERATE	NO

Fulton, INDIANA

Census Tract	Tract Income Class	Minority Tract
18049953000	MIDDLE	NO
18049953100	MIDDLE	NO
18049953200	MIDDLE	NO
18049953300	MIDDLE	NO
18049953400	MIDDLE	NO



Fulton, INDIANA

Census Tract	Tract Income Class	Minority Tract
18049953500	MIDDLE	NO

Summary Data: Fulton

Number of Census Tracts	6
Number of Minority Tracts	0
Percentage of Minority Tracts	0.00%
Number of Low Income Tracts	0
Percentage of Low Income Tracts	0.00%
Number of Moderate Income Tracts	0
Percentage of Moderate Income Tracts	0.00%
Number of Middle Income Tracts	6
Percentage of Middle Income Tracts	100.00%
Number of Upper Income Tracts	0
Percentage of Upper Income Tracts	0.00%
Number of NA Income Tracts	0
Percentage of NA Income Tracts	0.00%

Gibson, INDIANA

Census Tract	Tract Income Class	Minority Tract
18051050100	MIDDLE	NO
18051050201	MIDDLE	NO
18051050202	UPPER	NO
18051050300	MIDDLE	NO

Gibson, INDIANA

Census Tract	Tract Income Class	Minority Tract
18051050401	MIDDLE	NO
18051050402	MIDDLE	NO
18051050501	MIDDLE	NO
18051050502	MODERATE	NO

Summary Data: Gibson

Number of Census Tracts	8
Number of Minority Tracts	0
Percentage of Minority Tracts	0.00%
Number of Low Income Tracts	0
Percentage of Low Income Tracts	0.00%
Number of Moderate Income Tracts	1
Percentage of Moderate Income Tracts	12.50%
Number of Middle Income Tracts	6
Percentage of Middle Income Tracts	75.00%
Number of Upper Income Tracts	1
Percentage of Upper Income Tracts	12.50%
Number of NA Income Tracts	0
Percentage of NA Income Tracts	0.00%

Grant, INDIANA

Census Tract	Tract Income Class	Minority Tract
18053000100	MODERATE	NO

Grant, INDIANA

Census Tract	Tract Income Class	Minority Tract
18053000200	LOW	NO
18053000400	MODERATE	NO
18053000500	UPPER	NO
18053000600	MODERATE	NO
18053000700	LOW	NO
18053000800	MIDDLE	NO
18053000900	MODERATE	NO
18053010100	UPPER	NO
18053010200	MIDDLE	NO
18053010300	MODERATE	NO
18053010400	MODERATE	NO
18053010500	MIDDLE	NO
18053010600	MIDDLE	NO
18053010700	MIDDLE	NO
18053010800	MIDDLE	NO



Grant, INDIANA

Census Tract	Tract Income Class	Minority Tract
Summary Data: Grant		
Number of Census Tracts		16
Number of Minority Tracts		0
Percentage of Minority Tracts		0.00%
Number of Low Income Tracts		2
Percentage of Low Income Tracts		12.50%
Number of Moderate Income Tracts		6
Percentage of Moderate Income Tracts		37.50%
Number of Middle Income Tracts		6
Percentage of Middle Income Tracts		37.50%
Number of Upper Income Tracts		2
Percentage of Upper Income Tracts		12.50%
Number of NA Income Tracts		0
Percentage of NA Income Tracts		0.00%

Greene, INDIANA

Census Tract	Tract Income Class	Minority Tract
18055954701	MIDDLE	NO
18055954702	MIDDLE	NO
18055954800	MIDDLE	NO
18055954900	MIDDLE	NO
18055955000	MIDDLE	NO

Greene, INDIANA

Census Tract	Tract Income Class	Minority Tract
18055955100	MODERATE	NO
18055955200	MODERATE	NO
18055955300	MIDDLE	NO
18055955400	MIDDLE	NO
Summary Data: Greene		
Number of Census Tracts		9
Number of Minority Tracts		0
Percentage of Minority Tracts		0.00%
Number of Low Income Tracts		0
Percentage of Low Income Tracts		0.00%
Number of Moderate Income Tracts		2
Percentage of Moderate Income Tracts		22.22%
Number of Middle Income Tracts		7
Percentage of Middle Income Tracts		77.78%
Number of Upper Income Tracts		0
Percentage of Upper Income Tracts		0.00%
Number of NA Income Tracts		0
Percentage of NA Income Tracts		0.00%

Hamilton, INDIANA

Census Tract	Tract Income Class	Minority Tract
18057110101	MIDDLE	NO

Hamilton, INDIANA

Census Tract	Tract Income Class	Minority Tract
18057110102	MIDDLE	NO
18057110201	MIDDLE	NO
18057110202	MIDDLE	NO
18057110301	UPPER	NO
18057110302	MIDDLE	NO
18057110303	MIDDLE	NO
18057110401	MIDDLE	NO
18057110404	UPPER	NO
18057110405	MIDDLE	NO
18057110406	MIDDLE	NO
18057110505	UPPER	NO
18057110509	MIDDLE	NO
18057110511	UPPER	NO
18057110512	UPPER	NO
18057110513	UPPER	NO
18057110514	UPPER	NO
18057110515	UPPER	NO
18057110516	UPPER	NO
18057110517	UPPER	NO
18057110518	UPPER	NO
18057110600	MIDDLE	NO
18057110700	MIDDLE	NO
18057110805	UPPER	NO
18057110807	MIDDLE	NO
18057110810	UPPER	NO
18057110811	MIDDLE	NO
18057110812	UPPER	NO



Hamilton, INDIANA

Census Tract	Tract Income Class	Minority Tract
18057110813	UPPER	NO
18057110814	UPPER	NO
18057110815	UPPER	NO
18057110816	UPPER	NO
18057110817	UPPER	NO
18057110818	UPPER	NO
18057110819	UPPER	NO
18057110820	MIDDLE	NO
18057110821	UPPER	NO
18057110822	UPPER	NO
18057110904	UPPER	NO
18057110905	UPPER	NO
18057110906	UPPER	NO
18057110907	UPPER	NO
18057110909	UPPER	NO
18057110910	UPPER	NO
18057110911	UPPER	NO
18057110912	UPPER	NO
18057111003	UPPER	NO
18057111004	UPPER	NO
18057111006	MIDDLE	NO
18057111007	MIDDLE	NO
18057111009	UPPER	NO
18057111010	UPPER	NO
18057111011	MIDDLE	NO
18057111012	MIDDLE	NO
18057111101	UPPER	NO

Hamilton, INDIANA

Census Tract	Tract Income Class	Minority Tract
18057111103	UPPER	NO
18057111104	MIDDLE	NO

Summary Data: Hamilton

Number of Census Tracts	57
Number of Minority Tracts	0
Percentage of Minority Tracts	0.00%
Number of Low Income Tracts	0
Percentage of Low Income Tracts	0.00%
Number of Moderate Income Tracts	0
Percentage of Moderate Income Tracts	0.00%
Number of Middle Income Tracts	20
Percentage of Middle Income Tracts	35.09%
Number of Upper Income Tracts	37
Percentage of Upper Income Tracts	64.91%
Number of NA Income Tracts	0
Percentage of NA Income Tracts	0.00%

Hancock, INDIANA

Census Tract	Tract Income Class	Minority Tract
18059410100	MIDDLE	NO
18059410201	UPPER	NO
18059410202	MIDDLE	NO

Hancock, INDIANA

Census Tract	Tract Income Class	Minority Tract
18059410301	MIDDLE	NO
18059410302	MIDDLE	NO
18059410401	MODERATE	NO
18059410402	MIDDLE	NO
18059410500	MODERATE	NO
18059410600	MODERATE	NO
18059410700	UPPER	NO
18059410801	UPPER	NO
18059410802	UPPER	NO
18059410901	MIDDLE	NO
18059410902	UPPER	NO
18059411000	UPPER	NO



Hancock, INDIANA

Census Tract	Tract Income Class	Minority Tract
Summary Data: Hancock		
Number of Census Tracts		15
Number of Minority Tracts		0
Percentage of Minority Tracts		0.00%
Number of Low Income Tracts		0
Percentage of Low Income Tracts		0.00%
Number of Moderate Income Tracts		3
Percentage of Moderate Income Tracts		20.00%
Number of Middle Income Tracts		6
Percentage of Middle Income Tracts		40.00%
Number of Upper Income Tracts		6
Percentage of Upper Income Tracts		40.00%
Number of NA Income Tracts		0
Percentage of NA Income Tracts		0.00%

Harrison, INDIANA

Census Tract	Tract Income Class	Minority Tract
18061060100	MIDDLE	NO
18061060201	MIDDLE	NO
18061060202	MIDDLE	NO
18061060300	MIDDLE	NO
18061060401	MIDDLE	NO

Harrison, INDIANA

Census Tract	Tract Income Class	Minority Tract
18061060402	MODERATE	NO
18061060500	MIDDLE	NO
18061060601	MIDDLE	NO
18061060602	MIDDLE	NO
Summary Data: Harrison		
Number of Census Tracts		9
Number of Minority Tracts		0
Percentage of Minority Tracts		0.00%
Number of Low Income Tracts		0
Percentage of Low Income Tracts		0.00%
Number of Moderate Income Tracts		1
Percentage of Moderate Income Tracts		11.11%
Number of Middle Income Tracts		8
Percentage of Middle Income Tracts		88.89%
Number of Upper Income Tracts		0
Percentage of Upper Income Tracts		0.00%
Number of NA Income Tracts		0
Percentage of NA Income Tracts		0.00%

Hendricks, INDIANA

Census Tract	Tract Income Class	Minority Tract
18063210103	UPPER	NO

Hendricks, INDIANA

Census Tract	Tract Income Class	Minority Tract
18063210105	UPPER	NO
18063210106	UPPER	NO
18063210107	MIDDLE	NO
18063210108	UPPER	NO
18063210109	MIDDLE	NO
18063210201	MIDDLE	NO
18063210203	MIDDLE	NO
18063210204	MIDDLE	NO
18063210300	UPPER	NO
18063210400	MIDDLE	NO
18063210501	MIDDLE	NO
18063210502	UPPER	NO
18063210607	MIDDLE	NO
18063210608	UPPER	NO
18063210609	MIDDLE	NO
18063210610	UPPER	NO
18063210611	MIDDLE	NO
18063210612	UPPER	NO
18063210613	UPPER	NO
18063210614	MIDDLE	NO
18063210615	MIDDLE	NO
18063210616	MIDDLE	NO
18063210617	MIDDLE	NO
18063210701	UPPER	NO
18063210702	UPPER	NO
18063210801	MIDDLE	NO
18063210802	MIDDLE	NO



Hendricks, INDIANA

Census Tract	Tract Income Class	Minority Tract
18063210900	MODERATE	NO
18063211000	MIDDLE	NO
18063211100	MIDDLE	NO

Summary Data: Hendricks

Number of Census Tracts	31
Number of Minority Tracts	0
Percentage of Minority Tracts	0.00%
Number of Low Income Tracts	0
Percentage of Low Income Tracts	0.00%
Number of Moderate Income Tracts	1
Percentage of Moderate Income Tracts	3.23%
Number of Middle Income Tracts	18
Percentage of Middle Income Tracts	58.06%
Number of Upper Income Tracts	12
Percentage of Upper Income Tracts	38.71%
Number of NA Income Tracts	0
Percentage of NA Income Tracts	0.00%

Henry, INDIANA

Census Tract	Tract Income Class	Minority Tract
18065975500	MIDDLE	NO
18065975600	MIDDLE	NO

Henry, INDIANA

Census Tract	Tract Income Class	Minority Tract
18065975700	MIDDLE	NO
18065975800	MIDDLE	NO
18065975900	MIDDLE	NO
18065976000	MODERATE	NO
18065976100	MODERATE	NO
18065976300	MODERATE	NO
18065976400	MIDDLE	NO
18065976500	LOW	NO
18065976600	MODERATE	NO
18065976700	MIDDLE	NO
18065976800	MIDDLE	NO

Henry, INDIANA

Census Tract	Tract Income Class	Minority Tract
Summary Data: Henry		
Number of Census Tracts	13	
Number of Minority Tracts	0	
Percentage of Minority Tracts	0.00%	
Number of Low Income Tracts	1	
Percentage of Low Income Tracts	7.69%	
Number of Moderate Income Tracts	4	
Percentage of Moderate Income Tracts	30.77%	
Number of Middle Income Tracts	8	
Percentage of Middle Income Tracts	61.54%	
Number of Upper Income Tracts	0	
Percentage of Upper Income Tracts	0.00%	
Number of NA Income Tracts	0	
Percentage of NA Income Tracts	0.00%	

Howard, INDIANA

Census Tract	Tract Income Class	Minority Tract
18067000200	MODERATE	YES
18067000300	MODERATE	NO
18067000400	MODERATE	NO
18067000500	MIDDLE	NO
18067000600	MIDDLE	NO



Howard, INDIANA

Census Tract	Tract Income Class	Minority Tract
18067000700	MIDDLE	NO
18067000800	MIDDLE	NO
18067000900	MODERATE	NO
18067001000	MIDDLE	NO
18067001100	MIDDLE	NO
18067001200	LOW	NO
18067001300	MIDDLE	NO
18067001400	MIDDLE	NO
18067001500	MODERATE	NO
18067010100	UPPER	NO
18067010201	UPPER	NO
18067010202	MIDDLE	NO
18067010300	UPPER	NO
18067010400	UPPER	NO
18067010500	UPPER	NO
18067010600	UPPER	NO

Howard, INDIANA

Census Tract	Tract Income Class	Minority Tract
Summary Data: Howard		
Number of Census Tracts		21
Number of Minority Tracts		1
Percentage of Minority Tracts		4.76%
Number of Low Income Tracts		1
Percentage of Low Income Tracts		4.76%
Number of Moderate Income Tracts		5
Percentage of Moderate Income Tracts		23.81%
Number of Middle Income Tracts		9
Percentage of Middle Income Tracts		42.86%
Number of Upper Income Tracts		6
Percentage of Upper Income Tracts		28.57%
Number of NA Income Tracts		0
Percentage of NA Income Tracts		0.00%

Huntington, INDIANA

Census Tract	Tract Income Class	Minority Tract
18069961300	UPPER	NO
18069961400	MIDDLE	NO
18069961500	MIDDLE	NO
18069961600	MIDDLE	NO
18069961700	UPPER	NO

Huntington, INDIANA

Census Tract	Tract Income Class	Minority Tract
18069961800	MODERATE	NO
18069961900	MIDDLE	NO
18069962000	MIDDLE	NO
18069962100	MIDDLE	NO
Summary Data: Huntington		
Number of Census Tracts		9
Number of Minority Tracts		0
Percentage of Minority Tracts		0.00%
Number of Low Income Tracts		0
Percentage of Low Income Tracts		0.00%
Number of Moderate Income Tracts		1
Percentage of Moderate Income Tracts		11.11%
Number of Middle Income Tracts		6
Percentage of Middle Income Tracts		66.67%
Number of Upper Income Tracts		2
Percentage of Upper Income Tracts		22.22%
Number of NA Income Tracts		0
Percentage of NA Income Tracts		0.00%

Jackson, INDIANA

Census Tract	Tract Income Class	Minority Tract
18071967501	UPPER	NO



Jackson, INDIANA

Census Tract	Tract Income Class	Minority Tract
18071967502	UPPER	NO
18071967600	MODERATE	NO
18071967700	UPPER	NO
18071967800	MODERATE	NO
18071967901	MODERATE	YES
18071967902	MIDDLE	NO
18071968000	MIDDLE	NO
18071968100	MIDDLE	NO
18071968200	MIDDLE	NO
18071968300	MIDDLE	NO

Jackson, INDIANA

Census Tract	Tract Income Class	Minority Tract
Summary Data: Jackson		
Number of Census Tracts		11
Number of Minority Tracts		1
Percentage of Minority Tracts		9.09%
Number of Low Income Tracts		0
Percentage of Low Income Tracts		0.00%
Number of Moderate Income Tracts		3
Percentage of Moderate Income Tracts		27.27%
Number of Middle Income Tracts		5
Percentage of Middle Income Tracts		45.45%
Number of Upper Income Tracts		3
Percentage of Upper Income Tracts		27.27%
Number of NA Income Tracts		0
Percentage of NA Income Tracts		0.00%

Jasper, INDIANA

Census Tract	Tract Income Class	Minority Tract
18073100400	MIDDLE	NO
18073100800	MIDDLE	NO
18073100901	MIDDLE	NO
18073100902	MIDDLE	NO
18073101000	MIDDLE	NO

Jasper, INDIANA

Census Tract	Tract Income Class	Minority Tract
18073101100	MIDDLE	NO
18073101200	MIDDLE	NO
18073101300	MIDDLE	NO
Summary Data: Jasper		
Number of Census Tracts		8
Number of Minority Tracts		0
Percentage of Minority Tracts		0.00%
Number of Low Income Tracts		0
Percentage of Low Income Tracts		0.00%
Number of Moderate Income Tracts		0
Percentage of Moderate Income Tracts		0.00%
Number of Middle Income Tracts		8
Percentage of Middle Income Tracts		100.00%
Number of Upper Income Tracts		0
Percentage of Upper Income Tracts		0.00%
Number of NA Income Tracts		0
Percentage of NA Income Tracts		0.00%

Jay, INDIANA

Census Tract	Tract Income Class	Minority Tract
18075962700	MIDDLE	NO
18075962800	MIDDLE	NO



Jay, INDIANA

Census Tract	Tract Income Class	Minority Tract
18075962900	MIDDLE	NO
18075963000	MIDDLE	NO
18075963100	MIDDLE	NO
18075963200	MIDDLE	NO
18075963300	MODERATE	NO

Summary Data: Jay

Number of Census Tracts	7
Number of Minority Tracts	0
Percentage of Minority Tracts	0.00%
Number of Low Income Tracts	0
Percentage of Low Income Tracts	0.00%
Number of Moderate Income Tracts	1
Percentage of Moderate Income Tracts	14.29%
Number of Middle Income Tracts	6
Percentage of Middle Income Tracts	85.71%
Number of Upper Income Tracts	0
Percentage of Upper Income Tracts	0.00%
Number of NA Income Tracts	0
Percentage of NA Income Tracts	0.00%

Jefferson, INDIANA

Census Tract	Tract Income Class	Minority Tract
--------------	--------------------	----------------

Jefferson, INDIANA

Census Tract	Tract Income Class	Minority Tract
18077966000	MIDDLE	NO
18077966100	MIDDLE	NO
18077966200	MIDDLE	NO
18077966300	MIDDLE	NO
18077966400	MIDDLE	NO
18077966500	MIDDLE	NO
18077966600	MODERATE	NO

Summary Data: Jefferson

Number of Census Tracts	7
Number of Minority Tracts	0
Percentage of Minority Tracts	0.00%
Number of Low Income Tracts	0
Percentage of Low Income Tracts	0.00%
Number of Moderate Income Tracts	1
Percentage of Moderate Income Tracts	14.29%
Number of Middle Income Tracts	6
Percentage of Middle Income Tracts	85.71%
Number of Upper Income Tracts	0
Percentage of Upper Income Tracts	0.00%
Number of NA Income Tracts	0
Percentage of NA Income Tracts	0.00%

Jennings, INDIANA

Census Tract	Tract Income Class	Minority Tract
18079960200	MIDDLE	NO
18079960301	MIDDLE	NO
18079960302	MODERATE	NO
18079960400	MIDDLE	NO
18079960500	MIDDLE	NO
18079960600	MIDDLE	NO

Summary Data: Jennings

Number of Census Tracts	6
Number of Minority Tracts	0
Percentage of Minority Tracts	0.00%
Number of Low Income Tracts	0
Percentage of Low Income Tracts	0.00%
Number of Moderate Income Tracts	1
Percentage of Moderate Income Tracts	16.67%
Number of Middle Income Tracts	5
Percentage of Middle Income Tracts	83.33%
Number of Upper Income Tracts	0
Percentage of Upper Income Tracts	0.00%
Number of NA Income Tracts	0
Percentage of NA Income Tracts	0.00%



Johnson, INDIANA

Census Tract	Tract Income Class	Minority Tract
18081610101	MIDDLE	NO
18081610102	MIDDLE	NO
18081610201	MODERATE	NO
18081610203	MIDDLE	NO
18081610204	MIDDLE	NO
18081610300	MODERATE	NO
18081610401	MODERATE	NO
18081610403	MIDDLE	NO
18081610404	MIDDLE	NO
18081610501	MIDDLE	NO
18081610502	MIDDLE	NO
18081610603	UPPER	NO
18081610605	MIDDLE	NO
18081610606	MIDDLE	NO
18081610607	UPPER	NO
18081610608	MIDDLE	NO
18081610703	UPPER	NO
18081610704	UPPER	NO
18081610705	UPPER	NO
18081610706	MODERATE	NO
18081610801	UPPER	NO
18081610802	MIDDLE	NO
18081610900	MODERATE	NO
18081611000	MODERATE	NO
18081611100	MIDDLE	NO
18081611200	MIDDLE	NO
18081611300	MODERATE	NO

Johnson, INDIANA

Census Tract	Tract Income Class	Minority Tract
18081611400	MIDDLE	NO
Summary Data: Johnson		
Number of Census Tracts		28
Number of Minority Tracts		0
Percentage of Minority Tracts		0.00%
Number of Low Income Tracts		0
Percentage of Low Income Tracts		0.00%
Number of Moderate Income Tracts		7
Percentage of Moderate Income Tracts		25.00%
Number of Middle Income Tracts		15
Percentage of Middle Income Tracts		53.57%
Number of Upper Income Tracts		6
Percentage of Upper Income Tracts		21.43%
Number of NA Income Tracts		0
Percentage of NA Income Tracts		0.00%

Knox, INDIANA

Census Tract	Tract Income Class	Minority Tract
18083955000	MIDDLE	NO
18083955100	MIDDLE	NO
18083955201	MIDDLE	NO
18083955202	UPPER	NO

Knox, INDIANA

Census Tract	Tract Income Class	Minority Tract
18083955300	LOW	NO
18083955400	MODERATE	NO
18083955500	MODERATE	NO
18083955600	MODERATE	NO
18083955700	MIDDLE	NO
18083955800	MIDDLE	NO
18083955900	UPPER	NO
Summary Data: Knox		
Number of Census Tracts		11
Number of Minority Tracts		0
Percentage of Minority Tracts		0.00%
Number of Low Income Tracts		1
Percentage of Low Income Tracts		9.09%
Number of Moderate Income Tracts		3
Percentage of Moderate Income Tracts		27.27%
Number of Middle Income Tracts		5
Percentage of Middle Income Tracts		45.45%
Number of Upper Income Tracts		2
Percentage of Upper Income Tracts		18.18%
Number of NA Income Tracts		0
Percentage of NA Income Tracts		0.00%



Kosciusko, INDIANA

Census Tract	Tract Income Class	Minority Tract
18085960900	UPPER	NO
18085961001	UPPER	NO
18085961002	MIDDLE	NO
18085961100	MIDDLE	NO
18085961200	MIDDLE	NO
18085961300	MIDDLE	NO
18085961400	MIDDLE	NO
18085961500	UPPER	NO
18085961600	MIDDLE	NO
18085961700	UPPER	NO
18085961800	MIDDLE	NO
18085961900	MODERATE	NO
18085962000	MODERATE	NO
18085962101	UPPER	NO
18085962102	UPPER	NO
18085962200	MIDDLE	NO
18085962300	UPPER	NO
18085962400	MIDDLE	NO
18085962500	MIDDLE	NO
18085962600	UPPER	NO
18085962700	MIDDLE	NO

Kosciusko, INDIANA

Census Tract	Tract Income Class	Minority Tract
Summary Data: Kosciusko		
Number of Census Tracts		21
Number of Minority Tracts		0
Percentage of Minority Tracts		0.00%
Number of Low Income Tracts		0
Percentage of Low Income Tracts		0.00%
Number of Moderate Income Tracts		2
Percentage of Moderate Income Tracts		9.52%
Number of Middle Income Tracts		11
Percentage of Middle Income Tracts		52.38%
Number of Upper Income Tracts		8
Percentage of Upper Income Tracts		38.10%
Number of NA Income Tracts		0
Percentage of NA Income Tracts		0.00%

LaGrange, INDIANA

Census Tract	Tract Income Class	Minority Tract
18087970100	MIDDLE	NO
18087970200	MIDDLE	NO
18087970301	MIDDLE	NO
18087970302	UPPER	NO
18087970401	UPPER	NO

LaGrange, INDIANA

Census Tract	Tract Income Class	Minority Tract
18087970402	MIDDLE	NO
18087970500	MIDDLE	NO
18087970600	MIDDLE	NO
18087970700	MIDDLE	NO
Summary Data: LaGrange		
Number of Census Tracts		9
Number of Minority Tracts		0
Percentage of Minority Tracts		0.00%
Number of Low Income Tracts		0
Percentage of Low Income Tracts		0.00%
Number of Moderate Income Tracts		0
Percentage of Moderate Income Tracts		0.00%
Number of Middle Income Tracts		7
Percentage of Middle Income Tracts		77.78%
Number of Upper Income Tracts		2
Percentage of Upper Income Tracts		22.22%
Number of NA Income Tracts		0
Percentage of NA Income Tracts		0.00%

Lake, INDIANA

Census Tract	Tract Income Class	Minority Tract
18089010100	MIDDLE	YES



Lake, INDIANA

Census Tract	Tract Income Class	Minority Tract
18089010203	LOW	YES
18089010205	LOW	YES
18089010206	LOW	YES
18089010207	LOW	YES
18089010302	LOW	YES
18089010304	MODERATE	YES
18089010400	LOW	YES
18089010500	LOW	YES
18089010600	MODERATE	YES
18089010900	MODERATE	YES
18089011000	MODERATE	YES
18089011100	LOW	YES
18089011200	MODERATE	YES
18089011300	LOW	YES
18089011400	LOW	YES
18089011500	MODERATE	YES
18089011600	MODERATE	YES
18089011700	LOW	YES
18089011800	MODERATE	YES
18089011900	LOW	YES
18089012000	MODERATE	YES
18089012100	NA	YES
18089012200	LOW	YES
18089012300	MODERATE	YES
18089012400	MODERATE	YES
18089012500	MODERATE	YES
18089012600	MODERATE	YES

Lake, INDIANA

Census Tract	Tract Income Class	Minority Tract
18089012700	LOW	YES
18089012800	LOW	YES
18089020100	MIDDLE	YES
18089020200	MIDDLE	NO
18089020300	MIDDLE	YES
18089020400	LOW	YES
18089020500	MODERATE	YES
18089020600	LOW	YES
18089020700	MODERATE	YES
18089020800	MODERATE	YES
18089020900	MIDDLE	YES
18089021000	MODERATE	YES
18089021100	MODERATE	YES
18089021300	MIDDLE	YES
18089021400	MODERATE	YES
18089021500	MIDDLE	YES
18089021600	MIDDLE	YES
18089021700	MODERATE	YES
18089021800	MODERATE	YES
18089021900	MIDDLE	YES
18089022000	MIDDLE	YES
18089030100	NA	YES
18089030200	LOW	YES
18089030300	LOW	YES
18089030400	LOW	YES
18089030500	MODERATE	YES
18089030600	MODERATE	YES

Lake, INDIANA

Census Tract	Tract Income Class	Minority Tract
18089030700	MODERATE	YES
18089030800	MODERATE	YES
18089030900	MODERATE	YES
18089031000	LOW	YES
18089040100	MODERATE	YES
18089040200	MIDDLE	YES
18089040301	UPPER	NO
18089040302	UPPER	NO
18089040401	UPPER	NO
18089040402	UPPER	NO
18089040403	UPPER	NO
18089040501	MIDDLE	NO
18089040502	MIDDLE	NO
18089040600	UPPER	NO
18089040700	MIDDLE	NO
18089040801	MIDDLE	NO
18089040802	MIDDLE	NO
18089040900	MIDDLE	NO
18089041001	MODERATE	YES
18089041002	MIDDLE	NO
18089041100	LOW	NO
18089041200	LOW	NO
18089041302	MIDDLE	NO
18089041400	MODERATE	NO
18089041500	LOW	YES
18089041600	MODERATE	NO
18089041700	MODERATE	NO



Lake, INDIANA

Census Tract	Tract Income Class	Minority Tract
18089041800	MIDDLE	NO
18089041900	MIDDLE	NO
18089042000	MIDDLE	NO
18089042100	MODERATE	NO
18089042200	MIDDLE	NO
18089042301	UPPER	NO
18089042302	MIDDLE	YES
18089042401	MIDDLE	YES
18089042403	MIDDLE	YES
18089042404	MIDDLE	YES
18089042405	MIDDLE	YES
18089042501	MIDDLE	YES
18089042503	MIDDLE	YES
18089042506	MIDDLE	NO
18089042507	UPPER	NO
18089042508	MIDDLE	YES
18089042509	MIDDLE	YES
18089042602	UPPER	NO
18089042606	MIDDLE	NO
18089042607	MIDDLE	NO
18089042608	UPPER	NO
18089042610	UPPER	NO
18089042611	UPPER	NO
18089042612	UPPER	NO
18089042613	NA	NO
18089042702	UPPER	NO
18089042703	MIDDLE	NO

Lake, INDIANA

Census Tract	Tract Income Class	Minority Tract
18089042704	UPPER	NO
18089042802	UPPER	NO
18089042803	UPPER	NO
18089042804	UPPER	NO
18089042901	MIDDLE	NO
18089042903	UPPER	NO
18089042904	MIDDLE	NO
18089043001	UPPER	NO
18089043003	MODERATE	NO
18089043004	MODERATE	NO
18089043101	MIDDLE	NO
18089043103	UPPER	NO
18089043104	UPPER	NO
18089043201	MIDDLE	NO
18089043203	UPPER	NO
18089043204	UPPER	NO
18089043301	MIDDLE	NO
18089043302	UPPER	NO
18089043401	UPPER	NO
18089043403	MIDDLE	NO
18089043404	MIDDLE	NO
18089043405	UPPER	NO
18089990000	NA	NO

Lake, INDIANA

Census Tract	Tract Income Class	Minority Tract
Summary Data: Lake		
Number of Census Tracts		132
Number of Minority Tracts		71
Percentage of Minority Tracts		53.79%
Number of Low Income Tracts		24
Percentage of Low Income Tracts		18.18%
Number of Moderate Income Tracts		34
Percentage of Moderate Income Tracts		25.76%
Number of Middle Income Tracts		43
Percentage of Middle Income Tracts		32.58%
Number of Upper Income Tracts		27
Percentage of Upper Income Tracts		20.45%
Number of NA Income Tracts		4
Percentage of NA Income Tracts		3.03%

LaPorte, INDIANA

Census Tract	Tract Income Class	Minority Tract
18091040100	MODERATE	YES
18091040300	MODERATE	NO
18091040400	MIDDLE	NO
18091040500	MIDDLE	NO
18091040600	MIDDLE	NO



LaPorte, INDIANA

Census Tract	Tract Income Class	Minority Tract
18091040700	MIDDLE	NO
18091040800	MODERATE	NO
18091040900	MODERATE	YES
18091041100	UPPER	NO
18091041200	UPPER	NO
18091041300	MODERATE	NO
18091041400	MODERATE	YES
18091041500	MIDDLE	NO
18091041600	MIDDLE	NO
18091041700	MIDDLE	NO
18091041800	MIDDLE	NO
18091041900	UPPER	NO
18091042000	UPPER	NO
18091042100	MIDDLE	NO
18091042200	MIDDLE	NO
18091042300	MODERATE	NO
18091042401	MODERATE	NO
18091042402	MODERATE	NO
18091042500	UPPER	NO
18091042601	UPPER	NO
18091042602	NA	NO
18091042700	MIDDLE	NO
18091042800	UPPER	NO
18091042900	MIDDLE	NO
18091043000	MIDDLE	NO
18091990000	NA	NO

LaPorte, INDIANA

Census Tract	Tract Income Class	Minority Tract
Summary Data: LaPorte		
Number of Census Tracts		31
Number of Minority Tracts		3
Percentage of Minority Tracts		9.68%
Number of Low Income Tracts		0
Percentage of Low Income Tracts		0.00%
Number of Moderate Income Tracts		9
Percentage of Moderate Income Tracts		29.03%
Number of Middle Income Tracts		13
Percentage of Middle Income Tracts		41.94%
Number of Upper Income Tracts		7
Percentage of Upper Income Tracts		22.58%
Number of NA Income Tracts		2
Percentage of NA Income Tracts		6.45%

Lawrence, INDIANA

Census Tract	Tract Income Class	Minority Tract
18093950400	UPPER	NO
18093950500	UPPER	NO
18093950601	MIDDLE	NO
18093950602	MIDDLE	NO
18093950701	MIDDLE	NO

Lawrence, INDIANA

Census Tract	Tract Income Class	Minority Tract
18093950702	MIDDLE	NO
18093950800	MODERATE	NO
18093950900	MIDDLE	NO
18093951000	MIDDLE	NO
18093951100	MIDDLE	NO
18093951201	MIDDLE	NO
18093951202	MIDDLE	NO
18093951300	MODERATE	NO

Summary Data: Lawrence

Number of Census Tracts	13
Number of Minority Tracts	0
Percentage of Minority Tracts	0.00%
Number of Low Income Tracts	0
Percentage of Low Income Tracts	0.00%
Number of Moderate Income Tracts	2
Percentage of Moderate Income Tracts	15.38%
Number of Middle Income Tracts	9
Percentage of Middle Income Tracts	69.23%
Number of Upper Income Tracts	2
Percentage of Upper Income Tracts	15.38%
Number of NA Income Tracts	0
Percentage of NA Income Tracts	0.00%



Madison, INDIANA

Census Tract	Tract Income Class	Minority Tract
18095000300	MODERATE	NO
18095000400	LOW	YES
18095000500	LOW	YES
18095000800	LOW	NO
18095000900	LOW	NO
18095001000	MODERATE	NO
18095001100	MODERATE	NO
18095001200	MODERATE	NO
18095001300	MODERATE	NO
18095001400	MODERATE	NO
18095001500	MIDDLE	NO
18095001600	MIDDLE	NO
18095001700	MODERATE	NO
18095001801	MODERATE	NO
18095001802	MODERATE	NO
18095001901	MIDDLE	NO
18095001902	LOW	NO
18095002000	MODERATE	NO
18095010100	MIDDLE	NO
18095010200	MODERATE	NO
18095010300	MIDDLE	NO
18095010400	MIDDLE	NO
18095010500	MIDDLE	NO
18095010600	MIDDLE	NO
18095010700	MODERATE	NO
18095010800	MODERATE	NO
18095010900	MIDDLE	NO

Madison, INDIANA

Census Tract	Tract Income Class	Minority Tract
18095011000	MIDDLE	NO
18095011100	MIDDLE	NO
18095011200	MIDDLE	NO
18095011300	MODERATE	NO
18095011400	MIDDLE	NO
18095011501	MIDDLE	NO
18095011502	MIDDLE	NO
18095011600	NA	NO
18095011700	MIDDLE	NO
18095011800	MIDDLE	NO
18095011900	MODERATE	NO
18095012000	LOW	NO

Madison, INDIANA

Census Tract	Tract Income Class	Minority Tract
Summary Data: Madison		
Number of Census Tracts		39
Number of Minority Tracts		2
Percentage of Minority Tracts		5.13%
Number of Low Income Tracts		6
Percentage of Low Income Tracts		15.38%
Number of Moderate Income Tracts		15
Percentage of Moderate Income Tracts		38.46%
Number of Middle Income Tracts		17
Percentage of Middle Income Tracts		43.59%
Number of Upper Income Tracts		0
Percentage of Upper Income Tracts		0.00%
Number of NA Income Tracts		1
Percentage of NA Income Tracts		2.56%

Marion, INDIANA

Census Tract	Tract Income Class	Minority Tract
18097310104	MIDDLE	NO
18097310105	MIDDLE	YES
18097310106	MODERATE	YES
18097310108	UPPER	NO
18097310110	MIDDLE	YES



Marion, INDIANA

Census Tract	Tract Income Class	Minority Tract
18097310111	MODERATE	YES
18097310112	UPPER	NO
18097310113	UPPER	NO
18097310201	MIDDLE	YES
18097310203	MIDDLE	YES
18097310204	MIDDLE	YES
18097310305	MODERATE	YES
18097310306	MODERATE	YES
18097310308	MODERATE	YES
18097310309	MODERATE	YES
18097310310	MIDDLE	YES
18097310311	MIDDLE	YES
18097310312	MODERATE	YES
18097320105	MIDDLE	NO
18097320106	NA	NO
18097320107	UPPER	NO
18097320108	MODERATE	YES
18097320109	UPPER	NO
18097320202	UPPER	NO
18097320203	MIDDLE	NO
18097320205	NA	NO
18097320206	MODERATE	YES
18097320301	UPPER	NO
18097320303	MIDDLE	NO
18097320305	UPPER	NO
18097320306	UPPER	NO
18097320400	MODERATE	NO

Marion, INDIANA

Census Tract	Tract Income Class	Minority Tract
18097320500	MIDDLE	NO
18097320600	MIDDLE	NO
18097320700	UPPER	NO
18097320800	UPPER	NO
18097320901	MIDDLE	NO
18097320902	MODERATE	YES
18097320903	LOW	YES
18097321001	MIDDLE	YES
18097321002	MIDDLE	YES
18097321100	MIDDLE	NO
18097321200	UPPER	NO
18097321300	UPPER	NO
18097321400	MIDDLE	NO
18097321600	MIDDLE	YES
18097321700	UPPER	NO
18097321800	UPPER	NO
18097321900	UPPER	NO
18097322000	MODERATE	YES
18097322100	UPPER	NO
18097322200	UPPER	NO
18097322300	UPPER	NO
18097322400	MIDDLE	NO
18097322500	LOW	YES
18097322601	LOW	YES
18097322602	MIDDLE	YES
18097322700	MIDDLE	YES
18097330103	MIDDLE	NO

Marion, INDIANA

Census Tract	Tract Income Class	Minority Tract
18097330105	MIDDLE	NO
18097330106	LOW	YES
18097330107	UPPER	NO
18097330108	UPPER	NO
18097330109	MIDDLE	NO
18097330203	UPPER	NO
18097330204	UPPER	NO
18097330206	UPPER	NO
18097330208	UPPER	NO
18097330210	MIDDLE	YES
18097330211	LOW	YES
18097330212	MIDDLE	YES
18097330213	UPPER	NO
18097330401	UPPER	NO
18097330500	MODERATE	YES
18097330600	MODERATE	YES
18097330701	LOW	YES
18097330702	MODERATE	YES
18097330803	LOW	YES
18097330804	MODERATE	YES
18097330805	LOW	YES
18097330806	LOW	YES
18097330900	LOW	YES
18097331000	MODERATE	YES
18097340101	MIDDLE	NO
18097340102	MODERATE	YES
18097340108	MODERATE	YES



Marion, INDIANA

Census Tract	Tract Income Class	Minority Tract
18097340111	MIDDLE	YES
18097340112	MODERATE	YES
18097340113	MODERATE	NO
18097340114	MIDDLE	NO
18097340115	MODERATE	YES
18097340201	MODERATE	YES
18097340202	MODERATE	YES
18097340301	LOW	YES
18097340302	MODERATE	YES
18097340400	MODERATE	YES
18097340500	MODERATE	YES
18097340600	MODERATE	YES
18097340700	MODERATE	YES
18097340800	MIDDLE	NO
18097340901	MIDDLE	YES
18097340903	LOW	YES
18097340904	MIDDLE	YES
18097341000	MIDDLE	NO
18097341100	LOW	YES
18097341200	LOW	YES
18097341600	LOW	YES
18097341701	LOW	YES
18097341702	MODERATE	NO
18097341902	MIDDLE	NO
18097341903	LOW	YES
18097341904	LOW	YES
18097342000	MODERATE	YES

Marion, INDIANA

Census Tract	Tract Income Class	Minority Tract
18097342101	MODERATE	YES
18097342200	MODERATE	YES
18097342300	MODERATE	NO
18097342400	MODERATE	NO
18097342500	LOW	NO
18097342600	LOW	NO
18097350100	MODERATE	YES
18097350300	LOW	YES
18097350400	MODERATE	YES
18097350500	LOW	YES
18097350600	MODERATE	YES
18097350700	LOW	YES
18097350800	LOW	YES
18097350900	MIDDLE	YES
18097351000	LOW	YES
18097351200	LOW	YES
18097351500	MODERATE	YES
18097351600	UPPER	NO
18097351700	MIDDLE	YES
18097351900	MODERATE	YES
18097352100	LOW	YES
18097352300	LOW	YES
18097352400	MODERATE	YES
18097352500	LOW	NO
18097352600	MODERATE	YES
18097352700	MODERATE	YES
18097352800	LOW	YES

Marion, INDIANA

Census Tract	Tract Income Class	Minority Tract
18097353300	UPPER	NO
18097353500	MIDDLE	YES
18097353600	MODERATE	YES
18097354201	UPPER	NO
18097354202	UPPER	NO
18097354400	MIDDLE	NO
18097354500	MIDDLE	NO
18097354700	MODERATE	YES
18097354800	LOW	YES
18097354900	LOW	YES
18097355000	LOW	YES
18097355100	LOW	YES
18097355300	LOW	NO
18097355400	MODERATE	NO
18097355500	MODERATE	NO
18097355600	LOW	NO
18097355700	MODERATE	NO
18097355900	UPPER	NO
18097356200	UPPER	NO
18097356400	LOW	YES
18097356900	MODERATE	NO
18097357000	LOW	NO
18097357100	MIDDLE	NO
18097357200	LOW	NO
18097357300	MODERATE	NO
18097357400	LOW	NO
18097357500	MODERATE	NO



Marion, INDIANA

Census Tract	Tract Income Class	Minority Tract
18097357601	LOW	NO
18097357602	MIDDLE	YES
18097357800	MODERATE	NO
18097357900	MIDDLE	NO
18097358000	LOW	NO
18097358100	MODERATE	NO
18097360101	MODERATE	YES
18097360102	LOW	YES
18097360201	LOW	YES
18097360202	MODERATE	YES
18097360301	MODERATE	YES
18097360302	LOW	YES
18097360401	LOW	YES
18097360402	NA	YES
18097360405	MIDDLE	YES
18097360406	NA	YES
18097360407	MODERATE	YES
18097360501	MIDDLE	YES
18097360502	MODERATE	YES
18097360601	MIDDLE	NO
18097360602	LOW	NO
18097360700	MIDDLE	NO
18097360800	MODERATE	NO
18097360900	NA	NO
18097361000	UPPER	NO
18097361100	MIDDLE	NO
18097361200	MODERATE	NO

Marion, INDIANA

Census Tract	Tract Income Class	Minority Tract
18097361300	MODERATE	NO
18097361401	NA	YES
18097361402	MODERATE	NO
18097361601	MIDDLE	NO
18097361602	MIDDLE	NO
18097370201	MODERATE	NO
18097370203	LOW	NO
18097370204	MODERATE	NO
18097370303	MIDDLE	NO
18097370304	MIDDLE	NO
18097370305	MODERATE	NO
18097370306	MIDDLE	NO
18097380101	UPPER	NO
18097380102	UPPER	NO
18097380103	MIDDLE	NO
18097380200	MODERATE	NO
18097380301	LOW	NO
18097380302	LOW	NO
18097380402	MODERATE	NO
18097380403	MODERATE	NO
18097380404	MODERATE	NO
18097380501	MODERATE	NO
18097380502	MODERATE	NO
18097380600	MODERATE	NO
18097380700	MODERATE	NO
18097380800	MODERATE	NO
18097380901	MODERATE	NO

Marion, INDIANA

Census Tract	Tract Income Class	Minority Tract
18097380902	UPPER	NO
18097381002	UPPER	NO
18097381003	MODERATE	YES
18097381004	MODERATE	YES
18097381101	MIDDLE	NO
18097381102	MIDDLE	NO
18097381203	LOW	YES
18097381204	MIDDLE	NO
18097381205	MODERATE	NO
18097381206	MIDDLE	NO
18097381207	MIDDLE	NO
18097390102	MODERATE	NO
18097390103	MODERATE	NO
18097390104	MIDDLE	NO
18097390200	UPPER	NO
18097390300	MIDDLE	NO
18097390405	UPPER	NO
18097390406	UPPER	NO
18097390407	UPPER	NO
18097390408	MIDDLE	NO
18097390409	MIDDLE	NO
18097390410	UPPER	NO
18097390411	MIDDLE	NO
18097390500	MODERATE	YES
18097390601	LOW	NO
18097390602	MIDDLE	YES
18097390700	MODERATE	YES



Marion, INDIANA

Census Tract	Tract Income Class	Minority Tract
18097390801	NA	YES
18097390802	MIDDLE	NO
18097390900	UPPER	NO
18097391001	NA	NO
18097391002	UPPER	NO

Summary Data: Marion

Number of Census Tracts	253
Number of Minority Tracts	114
Percentage of Minority Tracts	45.06%
Number of Low Income Tracts	52
Percentage of Low Income Tracts	20.55%
Number of Moderate Income Tracts	82
Percentage of Moderate Income Tracts	32.41%
Number of Middle Income Tracts	66
Percentage of Middle Income Tracts	26.09%
Number of Upper Income Tracts	45
Percentage of Upper Income Tracts	17.79%
Number of NA Income Tracts	8
Percentage of NA Income Tracts	3.16%

Marshall, INDIANA

Census Tract	Tract Income Class	Minority Tract
--------------	--------------------	----------------

Marshall, INDIANA

Census Tract	Tract Income Class	Minority Tract
18099020101	MIDDLE	NO
18099020102	MIDDLE	NO
18099020201	MIDDLE	NO
18099020202	MIDDLE	NO
18099020301	MIDDLE	NO
18099020302	MIDDLE	NO
18099020400	MIDDLE	NO
18099020500	LOW	NO
18099020600	MIDDLE	NO
18099020701	UPPER	NO
18099020702	MIDDLE	NO
18099020800	MIDDLE	NO

Marshall, INDIANA


Census Tract	Tract Income Class	Minority Tract
--------------	--------------------	----------------

Summary Data: Marshall

Number of Census Tracts	12
Number of Minority Tracts	0
Percentage of Minority Tracts	0.00%
Number of Low Income Tracts	1
Percentage of Low Income Tracts	8.33%
Number of Moderate Income Tracts	0
Percentage of Moderate Income Tracts	0.00%
Number of Middle Income Tracts	10
Percentage of Middle Income Tracts	83.33%
Number of Upper Income Tracts	1
Percentage of Upper Income Tracts	8.33%
Number of NA Income Tracts	0
Percentage of NA Income Tracts	0.00%

Martin, INDIANA

Census Tract	Tract Income Class	Minority Tract
18101950100	MIDDLE	NO
18101950200	MIDDLE	NO
18101950300	UPPER	NO



Martin, INDIANA

Census Tract	Tract Income Class	Minority Tract
Summary Data: Martin		
Number of Census Tracts		3
Number of Minority Tracts		0
Percentage of Minority Tracts		0.00%
Number of Low Income Tracts		0
Percentage of Low Income Tracts		0.00%
Number of Moderate Income Tracts		0
Percentage of Moderate Income Tracts		0.00%
Number of Middle Income Tracts		2
Percentage of Middle Income Tracts		66.67%
Number of Upper Income Tracts		1
Percentage of Upper Income Tracts		33.33%
Number of NA Income Tracts		0
Percentage of NA Income Tracts		0.00%

Miami, INDIANA

Census Tract	Tract Income Class	Minority Tract
18103952000	MIDDLE	NO
18103952100	MIDDLE	NO
18103952200	MODERATE	NO
18103952300	MODERATE	NO
18103952400	MODERATE	NO

Miami, INDIANA

Census Tract	Tract Income Class	Minority Tract
18103952500	MODERATE	NO
18103952600	UPPER	NO
18103952700	MIDDLE	NO
18103952800	MIDDLE	NO
18103952900	MIDDLE	NO
Summary Data: Miami		
Number of Census Tracts		10
Number of Minority Tracts		0
Percentage of Minority Tracts		0.00%
Number of Low Income Tracts		0
Percentage of Low Income Tracts		0.00%
Number of Moderate Income Tracts		4
Percentage of Moderate Income Tracts		40.00%
Number of Middle Income Tracts		5
Percentage of Middle Income Tracts		50.00%
Number of Upper Income Tracts		1
Percentage of Upper Income Tracts		10.00%
Number of NA Income Tracts		0
Percentage of NA Income Tracts		0.00%

Monroe, INDIANA

Census Tract	Tract Income Class	Minority Tract
--------------	--------------------	----------------

Monroe, INDIANA

Census Tract	Tract Income Class	Minority Tract
18105000100	LOW	NO
18105000201	MODERATE	NO
18105000202	NA	NO
18105000301	MIDDLE	NO
18105000302	UPPER	NO
18105000401	MODERATE	NO
18105000402	MIDDLE	NO
18105000501	UPPER	NO
18105000502	MODERATE	NO
18105000601	LOW	NO
18105000602	MODERATE	NO
18105000700	UPPER	NO
18105000801	MIDDLE	NO
18105000802	NA	NO
18105000901	MIDDLE	NO
18105000903	MIDDLE	NO
18105000904	UPPER	NO
18105001001	UPPER	NO
18105001002	UPPER	NO
18105001101	MODERATE	NO
18105001102	MIDDLE	NO
18105001103	MIDDLE	NO
18105001200	MIDDLE	NO
18105001301	MIDDLE	NO
18105001303	UPPER	NO
18105001304	MIDDLE	NO
18105001305	MIDDLE	NO



Monroe, INDIANA

Census Tract	Tract Income Class	Minority Tract
18105001401	UPPER	NO
18105001403	MODERATE	NO
18105001404	MIDDLE	NO
18105001501	UPPER	NO
18105001502	UPPER	NO
18105001600	NA	NO

Summary Data: Monroe

Number of Census Tracts	33
Number of Minority Tracts	0
Percentage of Minority Tracts	0.00%
Number of Low Income Tracts	2
Percentage of Low Income Tracts	6.06%
Number of Moderate Income Tracts	6
Percentage of Moderate Income Tracts	18.18%
Number of Middle Income Tracts	12
Percentage of Middle Income Tracts	36.36%
Number of Upper Income Tracts	10
Percentage of Upper Income Tracts	30.30%
Number of NA Income Tracts	3
Percentage of NA Income Tracts	9.09%

Montgomery, INDIANA

Census Tract	Tract Income Class	Minority Tract
18107956700	UPPER	NO
18107956800	MIDDLE	NO
18107956900	MIDDLE	NO
18107957000	MIDDLE	NO
18107957100	MIDDLE	NO
18107957200	MODERATE	NO
18107957300	UPPER	NO
18107957400	UPPER	NO
18107957500	MIDDLE	NO

Summary Data: Montgomery

Number of Census Tracts	9
Number of Minority Tracts	0
Percentage of Minority Tracts	0.00%
Number of Low Income Tracts	0
Percentage of Low Income Tracts	0.00%
Number of Moderate Income Tracts	1
Percentage of Moderate Income Tracts	11.11%
Number of Middle Income Tracts	5
Percentage of Middle Income Tracts	55.56%
Number of Upper Income Tracts	3
Percentage of Upper Income Tracts	33.33%
Number of NA Income Tracts	0
Percentage of NA Income Tracts	0.00%

Morgan, INDIANA

Census Tract	Tract Income Class	Minority Tract
18109510101	MIDDLE	NO
18109510102	UPPER	NO
18109510201	MIDDLE	NO
18109510202	MIDDLE	NO
18109510300	MIDDLE	NO
18109510401	MIDDLE	NO
18109510402	MIDDLE	NO
18109510500	MIDDLE	NO
18109510601	MIDDLE	NO
18109510602	MIDDLE	NO
18109510701	MODERATE	NO
18109510703	UPPER	NO
18109510704	MIDDLE	NO
18109510800	MODERATE	NO
18109510900	MIDDLE	NO
18109511001	MIDDLE	NO
18109511002	MODERATE	NO

Morgan, INDIANA

Census Tract	Tract Income Class	Minority Tract
Summary Data: Morgan		
Number of Census Tracts		17
Number of Minority Tracts		0
Percentage of Minority Tracts		0.00%
Number of Low Income Tracts		0
Percentage of Low Income Tracts		0.00%
Number of Moderate Income Tracts		3
Percentage of Moderate Income Tracts		17.65%
Number of Middle Income Tracts		12
Percentage of Middle Income Tracts		70.59%
Number of Upper Income Tracts		2
Percentage of Upper Income Tracts		11.76%
Number of NA Income Tracts		0
Percentage of NA Income Tracts		0.00%

Newton, INDIANA

Census Tract	Tract Income Class	Minority Tract
18111100400	MIDDLE	NO
18111100500	MIDDLE	NO
18111100600	MODERATE	NO
18111100700	MIDDLE	NO

Newton, INDIANA

Census Tract	Tract Income Class	Minority Tract
Summary Data: Newton		
Number of Census Tracts		4
Number of Minority Tracts		0
Percentage of Minority Tracts		0.00%
Number of Low Income Tracts		0
Percentage of Low Income Tracts		0.00%
Number of Moderate Income Tracts		1
Percentage of Moderate Income Tracts		25.00%
Number of Middle Income Tracts		3
Percentage of Middle Income Tracts		75.00%
Number of Upper Income Tracts		0
Percentage of Upper Income Tracts		0.00%
Number of NA Income Tracts		0
Percentage of NA Income Tracts		0.00%

Noble, INDIANA

Census Tract	Tract Income Class	Minority Tract
18113971700	MIDDLE	NO
18113971800	MIDDLE	NO
18113971900	MODERATE	NO
18113972000	MIDDLE	NO
18113972100	MIDDLE	NO

Noble, INDIANA

Census Tract	Tract Income Class	Minority Tract
18113972200	MIDDLE	YES
18113972300	MIDDLE	NO
18113972400	MIDDLE	NO
18113972500	MIDDLE	NO
18113972600	MIDDLE	NO
Summary Data: Noble		
Number of Census Tracts		10
Number of Minority Tracts		1
Percentage of Minority Tracts		10.00%
Number of Low Income Tracts		0
Percentage of Low Income Tracts		0.00%
Number of Moderate Income Tracts		1
Percentage of Moderate Income Tracts		10.00%
Number of Middle Income Tracts		9
Percentage of Middle Income Tracts		90.00%
Number of Upper Income Tracts		0
Percentage of Upper Income Tracts		0.00%
Number of NA Income Tracts		0
Percentage of NA Income Tracts		0.00%

Ohio, INDIANA

Census Tract	Tract Income Class	Minority Tract
--------------	--------------------	----------------



Ohio, INDIANA

Census Tract	Tract Income Class	Minority Tract
18115965700	MIDDLE	NO
18115965800	MIDDLE	NO

Summary Data: Ohio

Number of Census Tracts	2
Number of Minority Tracts	0
Percentage of Minority Tracts	0.00%
Number of Low Income Tracts	0
Percentage of Low Income Tracts	0.00%
Number of Moderate Income Tracts	0
Percentage of Moderate Income Tracts	0.00%
Number of Middle Income Tracts	2
Percentage of Middle Income Tracts	100.00%
Number of Upper Income Tracts	0
Percentage of Upper Income Tracts	0.00%
Number of NA Income Tracts	0
Percentage of NA Income Tracts	0.00%

Orange, INDIANA

Census Tract	Tract Income Class	Minority Tract
18117951300	MIDDLE	NO
18117951400	UPPER	NO
18117951500	MODERATE	NO

Orange, INDIANA

Census Tract	Tract Income Class	Minority Tract
18117951600	MIDDLE	NO
18117951700	MIDDLE	NO
18117951800	MIDDLE	NO

Summary Data: Orange

Number of Census Tracts	6
Number of Minority Tracts	0
Percentage of Minority Tracts	0.00%
Number of Low Income Tracts	0
Percentage of Low Income Tracts	0.00%
Number of Moderate Income Tracts	1
Percentage of Moderate Income Tracts	16.67%
Number of Middle Income Tracts	4
Percentage of Middle Income Tracts	66.67%
Number of Upper Income Tracts	1
Percentage of Upper Income Tracts	16.67%
Number of NA Income Tracts	0
Percentage of NA Income Tracts	0.00%

Owen, INDIANA

Census Tract	Tract Income Class	Minority Tract
18119955500	MODERATE	NO
18119955600	MODERATE	NO

Owen, INDIANA

Census Tract	Tract Income Class	Minority Tract
18119955701	MIDDLE	NO
18119955702	MIDDLE	NO
18119955800	MIDDLE	NO
18119955900	MIDDLE	NO

Summary Data: Owen

Number of Census Tracts	6
Number of Minority Tracts	0
Percentage of Minority Tracts	0.00%
Number of Low Income Tracts	0
Percentage of Low Income Tracts	0.00%
Number of Moderate Income Tracts	2
Percentage of Moderate Income Tracts	33.33%
Number of Middle Income Tracts	4
Percentage of Middle Income Tracts	66.67%
Number of Upper Income Tracts	0
Percentage of Upper Income Tracts	0.00%
Number of NA Income Tracts	0
Percentage of NA Income Tracts	0.00%

Parke, INDIANA

Census Tract	Tract Income Class	Minority Tract
18121030100	UPPER	NO



Parke, INDIANA

Census Tract	Tract Income Class	Minority Tract
18121030200	MIDDLE	NO
18121030300	MIDDLE	NO
18121030401	UPPER	NO
18121030402	MIDDLE	NO

Summary Data: Parke

Number of Census Tracts	5
Number of Minority Tracts	0
Percentage of Minority Tracts	0.00%
Number of Low Income Tracts	0
Percentage of Low Income Tracts	0.00%
Number of Moderate Income Tracts	0
Percentage of Moderate Income Tracts	0.00%
Number of Middle Income Tracts	3
Percentage of Middle Income Tracts	60.00%
Number of Upper Income Tracts	2
Percentage of Upper Income Tracts	40.00%
Number of NA Income Tracts	0
Percentage of NA Income Tracts	0.00%

Perry, INDIANA

Census Tract	Tract Income Class	Minority Tract
18123952200	MIDDLE	NO

Perry, INDIANA

Census Tract	Tract Income Class	Minority Tract
18123952300	MIDDLE	NO
18123952400	MIDDLE	NO
18123952500	MIDDLE	NO
18123952600	MIDDLE	NO

Summary Data: Perry

Number of Census Tracts	5
Number of Minority Tracts	0
Percentage of Minority Tracts	0.00%
Number of Low Income Tracts	0
Percentage of Low Income Tracts	0.00%
Number of Moderate Income Tracts	0
Percentage of Moderate Income Tracts	0.00%
Number of Middle Income Tracts	5
Percentage of Middle Income Tracts	100.00%
Number of Upper Income Tracts	0
Percentage of Upper Income Tracts	0.00%
Number of NA Income Tracts	0
Percentage of NA Income Tracts	0.00%

Pike, INDIANA

Census Tract	Tract Income Class	Minority Tract
18125953900	MIDDLE	NO

Pike, INDIANA

Census Tract	Tract Income Class	Minority Tract
18125954000	MIDDLE	NO
18125954100	UPPER	NO
18125954200	MIDDLE	NO

Summary Data: Pike

Number of Census Tracts	4
Number of Minority Tracts	0
Percentage of Minority Tracts	0.00%
Number of Low Income Tracts	0
Percentage of Low Income Tracts	0.00%
Number of Moderate Income Tracts	0
Percentage of Moderate Income Tracts	0.00%
Number of Middle Income Tracts	3
Percentage of Middle Income Tracts	75.00%
Number of Upper Income Tracts	1
Percentage of Upper Income Tracts	25.00%
Number of NA Income Tracts	0
Percentage of NA Income Tracts	0.00%

Porter, INDIANA

Census Tract	Tract Income Class	Minority Tract
18127050104	UPPER	NO
18127050105	UPPER	NO



Porter, INDIANA

Census Tract	Tract Income Class	Minority Tract
18127050106	UPPER	NO
18127050107	MIDDLE	NO
18127050202	MIDDLE	NO
18127050203	UPPER	NO
18127050301	MIDDLE	NO
18127050302	UPPER	NO
18127050405	UPPER	NO
18127050407	MIDDLE	NO
18127050408	MIDDLE	NO
18127050409	MIDDLE	NO
18127050501	MIDDLE	NO
18127050503	MIDDLE	NO
18127050505	MIDDLE	NO
18127050506	MIDDLE	NO
18127050507	MIDDLE	NO
18127050508	MIDDLE	NO
18127050509	MIDDLE	NO
18127050602	UPPER	NO
18127050603	UPPER	NO
18127050605	UPPER	NO
18127050606	UPPER	NO
18127050703	UPPER	NO
18127050704	UPPER	NO
18127050705	MIDDLE	NO
18127050706	MIDDLE	NO
18127050801	MODERATE	NO
18127050802	MIDDLE	NO

Porter, INDIANA

Census Tract	Tract Income Class	Minority Tract
18127050901	MIDDLE	NO
18127050902	NA	NO
18127051005	UPPER	NO
18127051006	MIDDLE	NO
18127051008	UPPER	NO
18127051009	UPPER	NO
18127051010	UPPER	NO
18127051011	UPPER	NO
18127051012	UPPER	NO
18127051101	UPPER	NO
18127051102	MIDDLE	NO
18127980001	NA	NO
18127980002	NA	NO
18127990000	NA	NO

Porter, INDIANA

Census Tract	Tract Income Class	Minority Tract
Summary Data: Porter		
Number of Census Tracts		43
Number of Minority Tracts		0
Percentage of Minority Tracts		0.00%
Number of Low Income Tracts		0
Percentage of Low Income Tracts		0.00%
Number of Moderate Income Tracts		1
Percentage of Moderate Income Tracts		2.33%
Number of Middle Income Tracts		19
Percentage of Middle Income Tracts		44.19%
Number of Upper Income Tracts		19
Percentage of Upper Income Tracts		44.19%
Number of NA Income Tracts		4
Percentage of NA Income Tracts		9.30%

Posey, INDIANA

Census Tract	Tract Income Class	Minority Tract
18129040100	MIDDLE	NO
18129040200	MIDDLE	NO
18129040300	MIDDLE	NO
18129040400	UPPER	NO
18129040500	UPPER	NO



Posey, INDIANA

Census Tract	Tract Income Class	Minority Tract
18129040600	MIDDLE	NO
18129040700	MODERATE	NO

Summary Data: Posey

Number of Census Tracts	7
Number of Minority Tracts	0
Percentage of Minority Tracts	0.00%
Number of Low Income Tracts	0
Percentage of Low Income Tracts	0.00%
Number of Moderate Income Tracts	1
Percentage of Moderate Income Tracts	14.29%
Number of Middle Income Tracts	4
Percentage of Middle Income Tracts	57.14%
Number of Upper Income Tracts	2
Percentage of Upper Income Tracts	28.57%
Number of NA Income Tracts	0
Percentage of NA Income Tracts	0.00%

Pulaski, INDIANA

Census Tract	Tract Income Class	Minority Tract
18131958900	MIDDLE	NO
18131959000	MODERATE	NO
18131959100	MIDDLE	NO

Pulaski, INDIANA

Census Tract	Tract Income Class	Minority Tract
18131959200	MIDDLE	NO

Summary Data: Pulaski

Number of Census Tracts	4
Number of Minority Tracts	0
Percentage of Minority Tracts	0.00%
Number of Low Income Tracts	0
Percentage of Low Income Tracts	0.00%
Number of Moderate Income Tracts	1
Percentage of Moderate Income Tracts	25.00%
Number of Middle Income Tracts	3
Percentage of Middle Income Tracts	75.00%
Number of Upper Income Tracts	0
Percentage of Upper Income Tracts	0.00%
Number of NA Income Tracts	0
Percentage of NA Income Tracts	0.00%

Putnam, INDIANA

Census Tract	Tract Income Class	Minority Tract
18133956000	MIDDLE	NO
18133956100	MIDDLE	NO
18133956200	MIDDLE	NO
18133956301	MODERATE	NO

Putnam, INDIANA

Census Tract	Tract Income Class	Minority Tract
18133956302	MODERATE	NO
18133956401	MIDDLE	NO
18133956402	MIDDLE	NO
18133956500	MIDDLE	NO
18133956600	MIDDLE	NO

Summary Data: Putnam

Number of Census Tracts	9
Number of Minority Tracts	0
Percentage of Minority Tracts	0.00%
Number of Low Income Tracts	0
Percentage of Low Income Tracts	0.00%
Number of Moderate Income Tracts	2
Percentage of Moderate Income Tracts	22.22%
Number of Middle Income Tracts	7
Percentage of Middle Income Tracts	77.78%
Number of Upper Income Tracts	0
Percentage of Upper Income Tracts	0.00%
Number of NA Income Tracts	0
Percentage of NA Income Tracts	0.00%

Randolph, INDIANA

Census Tract	Tract Income Class	Minority Tract
--------------	--------------------	----------------



Randolph, INDIANA

Census Tract	Tract Income Class	Minority Tract
18135951400	MIDDLE	NO
18135951500	UPPER	NO
18135951600	MODERATE	NO
18135951700	MIDDLE	NO
18135951800	MIDDLE	NO
18135951900	MIDDLE	NO
18135952000	MIDDLE	NO
18135952100	MIDDLE	NO

Summary Data: Randolph

Number of Census Tracts	8
Number of Minority Tracts	0
Percentage of Minority Tracts	0.00%
Number of Low Income Tracts	0
Percentage of Low Income Tracts	0.00%
Number of Moderate Income Tracts	1
Percentage of Moderate Income Tracts	12.50%
Number of Middle Income Tracts	6
Percentage of Middle Income Tracts	75.00%
Number of Upper Income Tracts	1
Percentage of Upper Income Tracts	12.50%
Number of NA Income Tracts	0
Percentage of NA Income Tracts	0.00%

Ripley, INDIANA

Census Tract	Tract Income Class	Minority Tract
18137968401	UPPER	NO
18137968402	UPPER	NO
18137968500	MIDDLE	NO
18137968600	MIDDLE	NO
18137968700	MIDDLE	NO
18137968800	UPPER	NO
18137968900	UPPER	NO

Summary Data: Ripley

Number of Census Tracts	7
Number of Minority Tracts	0
Percentage of Minority Tracts	0.00%
Number of Low Income Tracts	0
Percentage of Low Income Tracts	0.00%
Number of Moderate Income Tracts	0
Percentage of Moderate Income Tracts	0.00%
Number of Middle Income Tracts	3
Percentage of Middle Income Tracts	42.86%
Number of Upper Income Tracts	4
Percentage of Upper Income Tracts	57.14%
Number of NA Income Tracts	0
Percentage of NA Income Tracts	0.00%

Rush, INDIANA


Census Tract	Tract Income Class	Minority Tract
18139974100	MIDDLE	NO
18139974200	UPPER	NO
18139974300	MIDDLE	NO
18139974400	MIDDLE	NO
18139974500	MIDDLE	NO

Summary Data: Rush

Number of Census Tracts	5
Number of Minority Tracts	0
Percentage of Minority Tracts	0.00%
Number of Low Income Tracts	0
Percentage of Low Income Tracts	0.00%
Number of Moderate Income Tracts	0
Percentage of Moderate Income Tracts	0.00%
Number of Middle Income Tracts	4
Percentage of Middle Income Tracts	80.00%
Number of Upper Income Tracts	1
Percentage of Upper Income Tracts	20.00%
Number of NA Income Tracts	0
Percentage of NA Income Tracts	0.00%

Scott, INDIANA

Census Tract	Tract Income Class	Minority Tract
--------------	--------------------	----------------



Scott, INDIANA

Census Tract	Tract Income Class	Minority Tract
18143966700	MIDDLE	NO
18143966800	MODERATE	NO
18143966900	MIDDLE	NO
18143967000	MIDDLE	NO
18143967100	MIDDLE	NO

Summary Data: Scott

Number of Census Tracts	5
Number of Minority Tracts	0
Percentage of Minority Tracts	0.00%
Number of Low Income Tracts	0
Percentage of Low Income Tracts	0.00%
Number of Moderate Income Tracts	1
Percentage of Moderate Income Tracts	20.00%
Number of Middle Income Tracts	4
Percentage of Middle Income Tracts	80.00%
Number of Upper Income Tracts	0
Percentage of Upper Income Tracts	0.00%
Number of NA Income Tracts	0
Percentage of NA Income Tracts	0.00%

Shelby, INDIANA

Census Tract	Tract Income Class	Minority Tract
--------------	--------------------	----------------

Shelby, INDIANA

Census Tract	Tract Income Class	Minority Tract
18145710100	MIDDLE	NO
18145710200	MIDDLE	NO
18145710300	MIDDLE	NO
18145710400	MODERATE	NO
18145710500	MIDDLE	NO
18145710601	MODERATE	NO
18145710602	MODERATE	NO
18145710700	MIDDLE	NO
18145710800	MIDDLE	NO
18145710900	MIDDLE	NO

Shelby, INDIANA

Census Tract	Tract Income Class	Minority Tract
--------------	--------------------	----------------

Summary Data: Shelby

Number of Census Tracts	10
Number of Minority Tracts	0
Percentage of Minority Tracts	0.00%
Number of Low Income Tracts	0
Percentage of Low Income Tracts	0.00%
Number of Moderate Income Tracts	3
Percentage of Moderate Income Tracts	30.00%
Number of Middle Income Tracts	7
Percentage of Middle Income Tracts	70.00%
Number of Upper Income Tracts	0
Percentage of Upper Income Tracts	0.00%
Number of NA Income Tracts	0
Percentage of NA Income Tracts	0.00%

Spencer, INDIANA

Census Tract	Tract Income Class	Minority Tract
18147952701	UPPER	NO
18147952702	UPPER	NO
18147952800	MIDDLE	NO
18147952900	MIDDLE	NO
18147953000	MIDDLE	NO



Spencer, INDIANA

Census Tract	Tract Income Class	Minority Tract
18147953100	MIDDLE	NO
Summary Data: Spencer		
Number of Census Tracts		6
Number of Minority Tracts		0
Percentage of Minority Tracts		0.00%
Number of Low Income Tracts		0
Percentage of Low Income Tracts		0.00%
Number of Moderate Income Tracts		0
Percentage of Moderate Income Tracts		0.00%
Number of Middle Income Tracts		4
Percentage of Middle Income Tracts		66.67%
Number of Upper Income Tracts		2
Percentage of Upper Income Tracts		33.33%
Number of NA Income Tracts		0
Percentage of NA Income Tracts		0.00%

St. Joseph, INDIANA

Census Tract	Tract Income Class	Minority Tract
18141000100	MODERATE	YES
18141000200	MODERATE	YES
18141000301	MODERATE	NO
18141000302	LOW	YES

St. Joseph, INDIANA

Census Tract	Tract Income Class	Minority Tract
18141000400	LOW	YES
18141000500	MODERATE	YES
18141000600	MODERATE	YES
18141000700	MIDDLE	NO
18141000800	UPPER	NO
18141000900	MIDDLE	NO
18141001000	MODERATE	NO
18141001100	MIDDLE	NO
18141001200	UPPER	NO
18141001300	MIDDLE	NO
18141001400	MIDDLE	NO
18141001500	MODERATE	NO
18141001600	UPPER	NO
18141001700	MODERATE	NO
18141001900	MIDDLE	YES
18141002000	LOW	YES
18141002100	LOW	YES
18141002200	LOW	YES
18141002300	LOW	YES
18141002400	LOW	YES
18141002500	MODERATE	YES
18141002600	MODERATE	YES
18141002700	LOW	YES
18141002800	LOW	YES
18141002900	MODERATE	YES
18141003000	NA	YES
18141003100	MODERATE	NO

St. Joseph, INDIANA

Census Tract	Tract Income Class	Minority Tract
18141003200	MIDDLE	NO
18141003300	MODERATE	NO
18141003400	MODERATE	YES
18141003500	MODERATE	NO
18141010100	MODERATE	NO
18141010201	MIDDLE	NO
18141010202	MODERATE	NO
18141010300	MODERATE	NO
18141010400	MIDDLE	NO
18141010500	MIDDLE	NO
18141010600	MIDDLE	NO
18141010700	MIDDLE	NO
18141010800	MIDDLE	NO
18141010901	MIDDLE	NO
18141010902	UPPER	NO
18141011001	UPPER	NO
18141011002	UPPER	NO
18141011100	MODERATE	NO
18141011203	MIDDLE	NO
18141011303	MIDDLE	NO
18141011304	UPPER	NO
18141011305	UPPER	NO
18141011306	UPPER	NO
18141011307	UPPER	NO
18141011308	UPPER	NO
18141011309	MIDDLE	NO
18141011310	MIDDLE	NO



St. Joseph, INDIANA

Census Tract	Tract Income Class	Minority Tract
18141011403	UPPER	NO
18141011404	UPPER	NO
18141011405	UPPER	NO
18141011406	UPPER	NO
18141011501	MODERATE	NO
18141011503	UPPER	NO
18141011504	UPPER	NO
18141011505	MIDDLE	NO
18141011506	MODERATE	NO
18141011602	MIDDLE	NO
18141011603	UPPER	NO
18141011604	UPPER	NO
18141011701	UPPER	NO
18141011703	MIDDLE	NO
18141011704	MIDDLE	NO
18141011801	UPPER	NO
18141011803	UPPER	NO
18141011804	MIDDLE	NO
18141011900	UPPER	NO
18141012000	MIDDLE	NO
18141012100	MIDDLE	NO
18141012200	MIDDLE	NO
18141012300	MIDDLE	NO
18141012400	UPPER	NO

St. Joseph, INDIANA

Census Tract	Tract Income Class	Minority Tract
Summary Data: St. Joseph		
Number of Census Tracts		82
Number of Minority Tracts		19
Percentage of Minority Tracts		23.17%
Number of Low Income Tracts		9
Percentage of Low Income Tracts		10.98%
Number of Moderate Income Tracts		21
Percentage of Moderate Income Tracts		25.61%
Number of Middle Income Tracts		27
Percentage of Middle Income Tracts		32.93%
Number of Upper Income Tracts		24
Percentage of Upper Income Tracts		29.27%
Number of NA Income Tracts		1
Percentage of NA Income Tracts		1.22%

Starke, INDIANA

Census Tract	Tract Income Class	Minority Tract
18149953600	MIDDLE	NO
18149953700	MIDDLE	NO
18149953800	MODERATE	NO
18149953900	MIDDLE	NO
18149954000	MODERATE	NO

Starke, INDIANA

Census Tract	Tract Income Class	Minority Tract
18149954100	MIDDLE	NO
18149954200	MIDDLE	NO
Summary Data: Starke		
Number of Census Tracts		7
Number of Minority Tracts		0
Percentage of Minority Tracts		0.00%
Number of Low Income Tracts		0
Percentage of Low Income Tracts		0.00%
Number of Moderate Income Tracts		2
Percentage of Moderate Income Tracts		28.57%
Number of Middle Income Tracts		5
Percentage of Middle Income Tracts		71.43%
Number of Upper Income Tracts		0
Percentage of Upper Income Tracts		0.00%
Number of NA Income Tracts		0
Percentage of NA Income Tracts		0.00%

Steuben, INDIANA

Census Tract	Tract Income Class	Minority Tract
18151970800	MIDDLE	NO
18151970900	MIDDLE	NO
18151971000	MIDDLE	NO



Steuben, INDIANA

Census Tract	Tract Income Class	Minority Tract
18151971100	UPPER	NO
18151971200	UPPER	NO
18151971300	MIDDLE	NO
18151971400	MIDDLE	NO
18151971500	MIDDLE	NO
18151971600	UPPER	NO

Summary Data: Steuben

Number of Census Tracts	9
Number of Minority Tracts	0
Percentage of Minority Tracts	0.00%
Number of Low Income Tracts	0
Percentage of Low Income Tracts	0.00%
Number of Moderate Income Tracts	0
Percentage of Moderate Income Tracts	0.00%
Number of Middle Income Tracts	6
Percentage of Middle Income Tracts	66.67%
Number of Upper Income Tracts	3
Percentage of Upper Income Tracts	33.33%
Number of NA Income Tracts	0
Percentage of NA Income Tracts	0.00%

Sullivan, INDIANA

Census Tract	Tract Income Class	Minority Tract
18153050101	MODERATE	NO
18153050102	MODERATE	NO
18153050200	MIDDLE	NO
18153050301	MIDDLE	NO
18153050302	MIDDLE	NO
18153050400	UPPER	NO
18153050501	MODERATE	NO
18153050502	UPPER	NO

Summary Data: Sullivan

Number of Census Tracts	8
Number of Minority Tracts	0
Percentage of Minority Tracts	0.00%
Number of Low Income Tracts	0
Percentage of Low Income Tracts	0.00%
Number of Moderate Income Tracts	3
Percentage of Moderate Income Tracts	37.50%
Number of Middle Income Tracts	3
Percentage of Middle Income Tracts	37.50%
Number of Upper Income Tracts	2
Percentage of Upper Income Tracts	25.00%
Number of NA Income Tracts	0
Percentage of NA Income Tracts	0.00%

Switzerland, INDIANA


Census Tract	Tract Income Class	Minority Tract
18155965700	MIDDLE	NO
18155965800	MIDDLE	NO
18155965900	MIDDLE	NO

Summary Data: Switzerland

Number of Census Tracts	3
Number of Minority Tracts	0
Percentage of Minority Tracts	0.00%
Number of Low Income Tracts	0
Percentage of Low Income Tracts	0.00%
Number of Moderate Income Tracts	0
Percentage of Moderate Income Tracts	0.00%
Number of Middle Income Tracts	3
Percentage of Middle Income Tracts	100.00%
Number of Upper Income Tracts	0
Percentage of Upper Income Tracts	0.00%
Number of NA Income Tracts	0
Percentage of NA Income Tracts	0.00%

Tippecanoe, INDIANA

Census Tract	Tract Income Class	Minority Tract
18157000100	MODERATE	NO
18157000200	MODERATE	NO



Tippecanoe, INDIANA

Census Tract	Tract Income Class	Minority Tract
18157000300	MIDDLE	NO
18157000400	LOW	NO
18157000700	LOW	NO
18157000800	MODERATE	NO
18157001000	MIDDLE	NO
18157001100	UPPER	NO
18157001200	MODERATE	NO
18157001300	MODERATE	NO
18157001400	MIDDLE	NO
18157001501	MIDDLE	NO
18157001502	MIDDLE	NO
18157001601	UPPER	NO
18157001602	MIDDLE	NO
18157001603	UPPER	NO
18157001701	LOW	YES
18157001702	MIDDLE	NO
18157001800	MODERATE	NO
18157001900	MIDDLE	NO
18157005101	MIDDLE	YES
18157005102	UPPER	NO
18157005200	MIDDLE	NO
18157005401	NA	NO
18157005402	MODERATE	NO
18157005500	NA	NO
18157010100	UPPER	NO
18157010201	UPPER	NO
18157010205	MIDDLE	NO

Tippecanoe, INDIANA

Census Tract	Tract Income Class	Minority Tract
18157010206	MIDDLE	NO
18157010207	UPPER	NO
18157010208	MIDDLE	NO
18157010209	MIDDLE	NO
18157010400	NA	NO
18157010500	NA	YES
18157010600	UPPER	NO
18157010700	UPPER	NO
18157010800	UPPER	NO
18157010901	MIDDLE	NO
18157010902	MIDDLE	NO
18157011000	MIDDLE	NO
18157011100	MODERATE	NO
18157011200	MODERATE	NO

Tippecanoe, INDIANA

Census Tract	Tract Income Class	Minority Tract
Summary Data: Tippecanoe		
Number of Census Tracts		43
Number of Minority Tracts		3
Percentage of Minority Tracts		6.98%
Number of Low Income Tracts		3
Percentage of Low Income Tracts		6.98%
Number of Moderate Income Tracts		9
Percentage of Moderate Income Tracts		20.93%
Number of Middle Income Tracts		17
Percentage of Middle Income Tracts		39.53%
Number of Upper Income Tracts		10
Percentage of Upper Income Tracts		23.26%
Number of NA Income Tracts		4
Percentage of NA Income Tracts		9.30%

Tipton, INDIANA

Census Tract	Tract Income Class	Minority Tract
18159020100	UPPER	NO
18159020200	UPPER	NO
18159020300	UPPER	NO
18159020401	MIDDLE	NO
18159020402	MIDDLE	NO



Tipton, INDIANA

Census Tract	Tract Income Class	Minority Tract
Summary Data: Tipton		
Number of Census Tracts		5
Number of Minority Tracts		0
Percentage of Minority Tracts		0.00%
Number of Low Income Tracts		0
Percentage of Low Income Tracts		0.00%
Number of Moderate Income Tracts		0
Percentage of Moderate Income Tracts		0.00%
Number of Middle Income Tracts		2
Percentage of Middle Income Tracts		40.00%
Number of Upper Income Tracts		3
Percentage of Upper Income Tracts		60.00%
Number of NA Income Tracts		0
Percentage of NA Income Tracts		0.00%

Union, INDIANA

Census Tract	Tract Income Class	Minority Tract
18161960700	MIDDLE	NO
18161960800	MIDDLE	NO

Union, INDIANA

Census Tract	Tract Income Class	Minority Tract
Summary Data: Union		
Number of Census Tracts		2
Number of Minority Tracts		0
Percentage of Minority Tracts		0.00%
Number of Low Income Tracts		0
Percentage of Low Income Tracts		0.00%
Number of Moderate Income Tracts		0
Percentage of Moderate Income Tracts		0.00%
Number of Middle Income Tracts		2
Percentage of Middle Income Tracts		100.00%
Number of Upper Income Tracts		0
Percentage of Upper Income Tracts		0.00%
Number of NA Income Tracts		0
Percentage of NA Income Tracts		0.00%

Vanderburgh, INDIANA

Census Tract	Tract Income Class	Minority Tract
18163000100	MODERATE	NO
18163000203	MIDDLE	NO
18163000204	MODERATE	NO
18163000205	MODERATE	NO
18163000300	MODERATE	NO

Vanderburgh, INDIANA

Census Tract	Tract Income Class	Minority Tract
18163000400	MIDDLE	NO
18163000500	MIDDLE	NO
18163000600	MIDDLE	NO
18163000800	MIDDLE	NO
18163000900	MODERATE	NO
18163001000	MODERATE	NO
18163001101	LOW	YES
18163001200	LOW	YES
18163001300	LOW	YES
18163001400	LOW	YES
18163001500	MODERATE	YES
18163001700	LOW	NO
18163001800	NA	NO
18163001900	LOW	NO
18163002000	MODERATE	NO
18163002100	LOW	NO
18163002300	MODERATE	NO
18163002400	MIDDLE	NO
18163002500	LOW	NO
18163002600	LOW	NO
18163003000	MODERATE	NO
18163003100	MODERATE	NO
18163003200	MODERATE	NO
18163003300	MODERATE	NO
18163003400	MODERATE	NO
18163003500	MODERATE	NO
18163003600	LOW	NO



Vanderburgh, INDIANA

Census Tract	Tract Income Class	Minority Tract
18163003701	UPPER	NO
18163003702	MIDDLE	NO
18163003801	MIDDLE	NO
18163003803	UPPER	NO
18163003805	MIDDLE	NO
18163003900	MIDDLE	NO
18163010101	MODERATE	NO
18163010102	UPPER	NO
18163010204	UPPER	NO
18163010205	MODERATE	NO
18163010206	MIDDLE	NO
18163010207	MIDDLE	NO
18163010208	UPPER	NO
18163010404	UPPER	NO
18163010405	UPPER	NO
18163010406	MIDDLE	NO
18163010501	MIDDLE	NO
18163010502	MIDDLE	NO
18163010600	MIDDLE	NO
18163010701	UPPER	NO
18163010702	UPPER	NO
18163010800	MIDDLE	NO
18163980100	NA	NO
18163980200	NA	NO
18163980300	NA	NO
18163980500	NA	NO
18163980600	NA	NO

Vanderburgh, INDIANA

Census Tract	Tract Income Class	Minority Tract
Summary Data: Vanderburgh		
Number of Census Tracts		59
Number of Minority Tracts		5
Percentage of Minority Tracts		8.47%
Number of Low Income Tracts		10
Percentage of Low Income Tracts		16.95%
Number of Moderate Income Tracts		17
Percentage of Moderate Income Tracts		28.81%
Number of Middle Income Tracts		17
Percentage of Middle Income Tracts		28.81%
Number of Upper Income Tracts		9
Percentage of Upper Income Tracts		15.25%
Number of NA Income Tracts		6
Percentage of NA Income Tracts		10.17%

Vermillion, INDIANA

Census Tract	Tract Income Class	Minority Tract
18165020100	MIDDLE	NO
18165020200	MIDDLE	NO
18165020300	MIDDLE	NO
18165020400	MIDDLE	NO
18165020500	MODERATE	NO

Vermillion, INDIANA

Census Tract	Tract Income Class	Minority Tract
Summary Data: Vermillion		
Number of Census Tracts		5
Number of Minority Tracts		0
Percentage of Minority Tracts		0.00%
Number of Low Income Tracts		0
Percentage of Low Income Tracts		0.00%
Number of Moderate Income Tracts		1
Percentage of Moderate Income Tracts		20.00%
Number of Middle Income Tracts		4
Percentage of Middle Income Tracts		80.00%
Number of Upper Income Tracts		0
Percentage of Upper Income Tracts		0.00%
Number of NA Income Tracts		0
Percentage of NA Income Tracts		0.00%

Vigo, INDIANA

Census Tract	Tract Income Class	Minority Tract
18167000300	MODERATE	NO
18167000400	MODERATE	NO
18167000500	LOW	NO
18167000600	LOW	NO
18167000700	MODERATE	NO



Vigo, INDIANA

Census Tract	Tract Income Class	Minority Tract
18167000900	MODERATE	NO
18167001000	MIDDLE	NO
18167001100	MODERATE	NO
18167001200	LOW	NO
18167001300	MIDDLE	NO
18167001400	MIDDLE	NO
18167001500	MODERATE	NO
18167001600	UPPER	NO
18167001700	MODERATE	NO
18167001800	MODERATE	NO
18167001900	LOW	NO
18167010100	UPPER	NO
18167010201	UPPER	NO
18167010202	MIDDLE	NO
18167010300	MIDDLE	NO
18167010400	MIDDLE	NO
18167010500	MODERATE	NO
18167010601	UPPER	NO
18167010602	UPPER	NO
18167010702	MIDDLE	NO
18167010703	UPPER	NO
18167010704	UPPER	NO
18167011000	UPPER	NO
18167011101	UPPER	NO
18167011102	NA	NO
18167011201	MIDDLE	NO
18167011202	MIDDLE	NO

Vigo, INDIANA

Census Tract	Tract Income Class	Minority Tract
Summary Data: Vigo		
Number of Census Tracts		32
Number of Minority Tracts		0
Percentage of Minority Tracts		0.00%
Number of Low Income Tracts		4
Percentage of Low Income Tracts		12.50%
Number of Moderate Income Tracts		9
Percentage of Moderate Income Tracts		28.13%
Number of Middle Income Tracts		9
Percentage of Middle Income Tracts		28.13%
Number of Upper Income Tracts		9
Percentage of Upper Income Tracts		28.13%
Number of NA Income Tracts		1
Percentage of NA Income Tracts		3.13%

Wabash, INDIANA

Census Tract	Tract Income Class	Minority Tract
18169102200	MIDDLE	NO
18169102300	MIDDLE	NO
18169102400	MIDDLE	NO
18169102500	MIDDLE	NO
18169102600	MIDDLE	NO

Wabash, INDIANA

Census Tract	Tract Income Class	Minority Tract
18169102700	MIDDLE	NO
18169102800	MODERATE	NO
18169102900	MIDDLE	NO
Summary Data: Wabash		
Number of Census Tracts		8
Number of Minority Tracts		0
Percentage of Minority Tracts		0.00%
Number of Low Income Tracts		0
Percentage of Low Income Tracts		0.00%
Number of Moderate Income Tracts		1
Percentage of Moderate Income Tracts		12.50%
Number of Middle Income Tracts		7
Percentage of Middle Income Tracts		87.50%
Number of Upper Income Tracts		0
Percentage of Upper Income Tracts		0.00%
Number of NA Income Tracts		0
Percentage of NA Income Tracts		0.00%

Warren, INDIANA

Census Tract	Tract Income Class	Minority Tract
18171951001	MIDDLE	NO
18171951002	MIDDLE	NO



Warren, INDIANA

Census Tract	Tract Income Class	Minority Tract
18171951100	MIDDLE	NO

Summary Data: Warren

Number of Census Tracts	3
Number of Minority Tracts	0
Percentage of Minority Tracts	0.00%
Number of Low Income Tracts	0
Percentage of Low Income Tracts	0.00%
Number of Moderate Income Tracts	0
Percentage of Moderate Income Tracts	0.00%
Number of Middle Income Tracts	3
Percentage of Middle Income Tracts	100.00%
Number of Upper Income Tracts	0
Percentage of Upper Income Tracts	0.00%
Number of NA Income Tracts	0
Percentage of NA Income Tracts	0.00%

Warrick, INDIANA

Census Tract	Tract Income Class	Minority Tract
18173030100	MIDDLE	NO
18173030200	UPPER	NO
18173030300	MIDDLE	NO
18173030400	MIDDLE	NO

Warrick, INDIANA

Census Tract	Tract Income Class	Minority Tract
18173030501	UPPER	NO
18173030502	MIDDLE	NO
18173030601	MIDDLE	NO
18173030602	MIDDLE	NO
18173030703	UPPER	NO
18173030704	UPPER	NO
18173030706	UPPER	NO
18173030707	UPPER	NO
18173030708	UPPER	NO
18173030709	UPPER	NO
18173030801	UPPER	NO
18173030802	UPPER	NO

Warrick, INDIANA

Census Tract	Tract Income Class	Minority Tract
Summary Data: Warrick		
Number of Census Tracts		16
Number of Minority Tracts		0
Percentage of Minority Tracts		0.00%
Number of Low Income Tracts		0
Percentage of Low Income Tracts		0.00%
Number of Moderate Income Tracts		0
Percentage of Moderate Income Tracts		0.00%
Number of Middle Income Tracts		6
Percentage of Middle Income Tracts		37.50%
Number of Upper Income Tracts		10
Percentage of Upper Income Tracts		62.50%
Number of NA Income Tracts		0
Percentage of NA Income Tracts		0.00%

Washington, INDIANA

Census Tract	Tract Income Class	Minority Tract
18175967200	MIDDLE	NO
18175967300	MODERATE	NO
18175967400	MIDDLE	NO
18175967500	MODERATE	NO
18175967600	MIDDLE	NO



Washington, INDIANA

Census Tract	Tract Income Class	Minority Tract
18175967701	MIDDLE	NO
18175967702	MIDDLE	NO

Summary Data: Washington

Number of Census Tracts	7
Number of Minority Tracts	0
Percentage of Minority Tracts	0.00%
Number of Low Income Tracts	0
Percentage of Low Income Tracts	0.00%
Number of Moderate Income Tracts	2
Percentage of Moderate Income Tracts	28.57%
Number of Middle Income Tracts	5
Percentage of Middle Income Tracts	71.43%
Number of Upper Income Tracts	0
Percentage of Upper Income Tracts	0.00%
Number of NA Income Tracts	0
Percentage of NA Income Tracts	0.00%

Wayne, INDIANA

Census Tract	Tract Income Class	Minority Tract
18177000200	LOW	NO
18177000400	MIDDLE	NO
18177000500	LOW	NO

Wayne, INDIANA

Census Tract	Tract Income Class	Minority Tract
18177000600	MODERATE	NO
18177000700	MIDDLE	NO
18177000800	MIDDLE	NO
18177000900	MODERATE	NO
18177001000	MIDDLE	NO
18177001101	UPPER	NO
18177001102	UPPER	NO
18177010100	MIDDLE	NO
18177010200	MIDDLE	NO
18177010300	MIDDLE	NO
18177010400	MIDDLE	NO
18177010500	UPPER	NO
18177010600	MODERATE	NO
18177010700	MIDDLE	NO
18177010800	MIDDLE	NO

Wayne, INDIANA

Census Tract	Tract Income Class	Minority Tract
Summary Data: Wayne		
Number of Census Tracts		18
Number of Minority Tracts		0
Percentage of Minority Tracts		0.00%
Number of Low Income Tracts		2
Percentage of Low Income Tracts		11.11%
Number of Moderate Income Tracts		3
Percentage of Moderate Income Tracts		16.67%
Number of Middle Income Tracts		10
Percentage of Middle Income Tracts		55.56%
Number of Upper Income Tracts		3
Percentage of Upper Income Tracts		16.67%
Number of NA Income Tracts		0
Percentage of NA Income Tracts		0.00%

Wells, INDIANA

Census Tract	Tract Income Class	Minority Tract
18179040100	UPPER	NO
18179040200	MIDDLE	NO
18179040300	UPPER	NO
18179040400	MIDDLE	NO
18179040500	MIDDLE	NO



Wells, INDIANA

Census Tract	Tract Income Class	Minority Tract
18179040600	MODERATE	NO
18179040700	MIDDLE	NO

Summary Data: Wells		
Number of Census Tracts		7
Number of Minority Tracts		0
Percentage of Minority Tracts		0.00%
Number of Low Income Tracts		0
Percentage of Low Income Tracts		0.00%
Number of Moderate Income Tracts		1
Percentage of Moderate Income Tracts		14.29%
Number of Middle Income Tracts		4
Percentage of Middle Income Tracts		57.14%
Number of Upper Income Tracts		2
Percentage of Upper Income Tracts		28.57%
Number of NA Income Tracts		0
Percentage of NA Income Tracts		0.00%

White, INDIANA

Census Tract	Tract Income Class	Minority Tract
18181958100	UPPER	NO
18181958200	MODERATE	NO
18181958300	MIDDLE	NO

White, INDIANA

Census Tract	Tract Income Class	Minority Tract
18181958400	MIDDLE	NO
18181958501	MIDDLE	NO
18181958502	MIDDLE	NO
18181958600	MIDDLE	NO
18181958700	MIDDLE	NO
18181958800	UPPER	NO

Summary Data: White		
Number of Census Tracts		9
Number of Minority Tracts		0
Percentage of Minority Tracts		0.00%
Number of Low Income Tracts		0
Percentage of Low Income Tracts		0.00%
Number of Moderate Income Tracts		1
Percentage of Moderate Income Tracts		11.11%
Number of Middle Income Tracts		6
Percentage of Middle Income Tracts		66.67%
Number of Upper Income Tracts		2
Percentage of Upper Income Tracts		22.22%
Number of NA Income Tracts		0
Percentage of NA Income Tracts		0.00%

Whitley, INDIANA

Census Tract	Tract Income Class	Minority Tract
18183050100	MIDDLE	NO
18183050200	MIDDLE	NO
18183050300	MIDDLE	NO
18183050401	MIDDLE	NO
18183050402	MIDDLE	NO
18183050500	MIDDLE	NO
18183050600	MIDDLE	NO
18183050700	UPPER	NO

Summary Data: Whitley		
Number of Census Tracts		8
Number of Minority Tracts		0
Percentage of Minority Tracts		0.00%
Number of Low Income Tracts		0
Percentage of Low Income Tracts		0.00%
Number of Moderate Income Tracts		0
Percentage of Moderate Income Tracts		0.00%
Number of Middle Income Tracts		7
Percentage of Middle Income Tracts		87.50%
Number of Upper Income Tracts		1
Percentage of Upper Income Tracts		12.50%
Number of NA Income Tracts		0
Percentage of NA Income Tracts		0.00%



Assessment Area Summary Data:	Number of Census Tracts:	1,696
--------------------------------------	---------------------------------	-------

Number of Minority Tracts	Number of Low Income Tracts	Number of Moderate Income Tracts	Number of Middle Income Tracts	Number of Upper Income Tracts	Number of NA Income Tracts
248	133	364	788	372	39

Percentage of Minority Tracts	Percentage of Low Income Tracts	Percentage of Moderate Income Tracts	Percentage of Middle Income Tracts	Percentage of Upper Income Tracts	Percentage of NA Income Tracts
14.62%	7.84%	21.46%	46.46%	21.93%	2.30%

