

# GeoDataVision Report D-1 Census Tract Reference Book 2022

Tract Income Classification and Minority Status—Based on Census data released by the FFIEC April 2022

## Adams, ILLINOIS

Census Tract	Tract Income Class	Minority Tract
17001000100	MIDDLE	NO
17001000201	MIDDLE	NO
17001000202	MIDDLE	NO
17001000400	MODERATE	NO
17001000500	MODERATE	NO
17001000600	MIDDLE	NO
17001000700	LOW	NO
17001000800	LOW	NO
17001000900	MIDDLE	NO
17001001001	MIDDLE	NO
17001001002	MIDDLE	NO
17001001100	MIDDLE	NO
17001010100	MIDDLE	NO
17001010200	MIDDLE	NO
17001010301	MIDDLE	NO
17001010302	MIDDLE	NO
17001010400	MIDDLE	NO
17001010500	UPPER	NO
17001010600	UPPER	NO

## Adams, ILLINOIS

Census Tract	Tract Income Class	Minority Tract
<b>Summary Data: Adams</b>		
Number of Census Tracts		19
Number of Minority Tracts		0
Percentage of Minority Tracts		0.00%
Number of Low Income Tracts		2
Percentage of Low Income Tracts		10.53%
Number of Moderate Income Tracts		2
Percentage of Moderate Income Tracts		10.53%
Number of Middle Income Tracts		13
Percentage of Middle Income Tracts		68.42%
Number of Upper Income Tracts		2
Percentage of Upper Income Tracts		10.53%
Number of NA Income Tracts		0
Percentage of NA Income Tracts		0.00%

## Alexander, ILLINOIS

Census Tract	Tract Income Class	Minority Tract
<b>Summary Data: Alexander</b>		
Number of Census Tracts		4
Number of Minority Tracts		2
Percentage of Minority Tracts		50.00%
Number of Low Income Tracts		2
Percentage of Low Income Tracts		50.00%
Number of Moderate Income Tracts		1
Percentage of Moderate Income Tracts		25.00%
Number of Middle Income Tracts		1
Percentage of Middle Income Tracts		25.00%
Number of Upper Income Tracts		0
Percentage of Upper Income Tracts		0.00%
Number of NA Income Tracts		0
Percentage of NA Income Tracts		0.00%

## Alexander, ILLINOIS

Census Tract	Tract Income Class	Minority Tract
17003957600	MODERATE	NO
17003957700	MIDDLE	NO
17003957800	LOW	YES
17003957900	LOW	YES

## Bond, ILLINOIS

Census Tract	Tract Income Class	Minority Tract
17005951200	MIDDLE	NO
17005951300	MODERATE	NO
17005951400	MIDDLE	NO
17005951500	MIDDLE	NO



**Bond, ILLINOIS**

Census Tract	Tract Income Class	Minority Tract
<b>Summary Data: Bond</b>		
Number of Census Tracts		4
Number of Minority Tracts		0
Percentage of Minority Tracts		0.00%
Number of Low Income Tracts		0
Percentage of Low Income Tracts		0.00%
Number of Moderate Income Tracts		1
Percentage of Moderate Income Tracts		25.00%
Number of Middle Income Tracts		3
Percentage of Middle Income Tracts		75.00%
Number of Upper Income Tracts		0
Percentage of Upper Income Tracts		0.00%
Number of NA Income Tracts		0
Percentage of NA Income Tracts		0.00%

**Boone, ILLINOIS**

Census Tract	Tract Income Class	Minority Tract
17007010101	MODERATE	NO
17007010102	MIDDLE	NO
17007010200	MODERATE	NO
17007010300	MIDDLE	NO
17007010400	UPPER	NO

**Boone, ILLINOIS**

Census Tract	Tract Income Class	Minority Tract
17007010501	UPPER	NO
17007010502	UPPER	NO
17007010601	UPPER	NO
17007010603	UPPER	NO
17007010604	MIDDLE	NO
<b>Summary Data: Boone</b>		
Number of Census Tracts		10
Number of Minority Tracts		0
Percentage of Minority Tracts		0.00%
Number of Low Income Tracts		0
Percentage of Low Income Tracts		0.00%
Number of Moderate Income Tracts		2
Percentage of Moderate Income Tracts		20.00%
Number of Middle Income Tracts		3
Percentage of Middle Income Tracts		30.00%
Number of Upper Income Tracts		5
Percentage of Upper Income Tracts		50.00%
Number of NA Income Tracts		0
Percentage of NA Income Tracts		0.00%

**Brown, ILLINOIS**

Census Tract	Tract Income Class	Minority Tract
--------------	--------------------	----------------

**Brown, ILLINOIS**

Census Tract	Tract Income Class	Minority Tract
17009970400	UPPER	NO
17009970500	MIDDLE	NO
<b>Summary Data: Brown</b>		
Number of Census Tracts		2
Number of Minority Tracts		0
Percentage of Minority Tracts		0.00%
Number of Low Income Tracts		0
Percentage of Low Income Tracts		0.00%
Number of Moderate Income Tracts		0
Percentage of Moderate Income Tracts		0.00%
Number of Middle Income Tracts		1
Percentage of Middle Income Tracts		50.00%
Number of Upper Income Tracts		1
Percentage of Upper Income Tracts		50.00%
Number of NA Income Tracts		0
Percentage of NA Income Tracts		0.00%

**Bureau, ILLINOIS**

Census Tract	Tract Income Class	Minority Tract
17011964700	MIDDLE	NO
17011964800	MIDDLE	NO
17011964900	MIDDLE	NO



**Bureau, ILLINOIS**

Census Tract	Tract Income Class	Minority Tract
17011965000	MIDDLE	NO
17011965100	MIDDLE	NO
17011965200	MIDDLE	NO
17011965300	MIDDLE	NO
17011965400	MIDDLE	NO
17011965500	MIDDLE	NO
17011965600	MIDDLE	NO

**Summary Data: Bureau**

Number of Census Tracts	10
Number of Minority Tracts	0
Percentage of Minority Tracts	0.00%
Number of Low Income Tracts	0
Percentage of Low Income Tracts	0.00%
Number of Moderate Income Tracts	0
Percentage of Moderate Income Tracts	0.00%
Number of Middle Income Tracts	10
Percentage of Middle Income Tracts	100.00%
Number of Upper Income Tracts	0
Percentage of Upper Income Tracts	0.00%
Number of NA Income Tracts	0
Percentage of NA Income Tracts	0.00%

**Calhoun, ILLINOIS**

Census Tract	Tract Income Class	Minority Tract
17013951200	MIDDLE	NO
17013951300	UPPER	NO

**Summary Data: Calhoun**

Number of Census Tracts	2
Number of Minority Tracts	0
Percentage of Minority Tracts	0.00%
Number of Low Income Tracts	0
Percentage of Low Income Tracts	0.00%
Number of Moderate Income Tracts	0
Percentage of Moderate Income Tracts	0.00%
Number of Middle Income Tracts	1
Percentage of Middle Income Tracts	50.00%
Number of Upper Income Tracts	1
Percentage of Upper Income Tracts	50.00%
Number of NA Income Tracts	0
Percentage of NA Income Tracts	0.00%

**Carroll, ILLINOIS**

Census Tract	Tract Income Class	Minority Tract
17015960100	MIDDLE	NO
17015960200	MIDDLE	NO
17015960300	MODERATE	NO

**Carroll, ILLINOIS**

Census Tract	Tract Income Class	Minority Tract
17015960400	MIDDLE	NO
17015960500	MIDDLE	NO
17015960600	MIDDLE	NO

**Summary Data: Carroll**

Number of Census Tracts	6
Number of Minority Tracts	0
Percentage of Minority Tracts	0.00%
Number of Low Income Tracts	0
Percentage of Low Income Tracts	0.00%
Number of Moderate Income Tracts	1
Percentage of Moderate Income Tracts	16.67%
Number of Middle Income Tracts	5
Percentage of Middle Income Tracts	83.33%
Number of Upper Income Tracts	0
Percentage of Upper Income Tracts	0.00%
Number of NA Income Tracts	0
Percentage of NA Income Tracts	0.00%

**Cass, ILLINOIS**

Census Tract	Tract Income Class	Minority Tract
17017960100	MIDDLE	NO
17017960200	MIDDLE	NO

**Cass, ILLINOIS**

Census Tract	Tract Income Class	Minority Tract
17017960300	MIDDLE	NO
17017960400	MODERATE	NO
17017960500	MODERATE	YES

**Summary Data: Cass**

Number of Census Tracts	5
Number of Minority Tracts	1
Percentage of Minority Tracts	20.00%
Number of Low Income Tracts	0
Percentage of Low Income Tracts	0.00%
Number of Moderate Income Tracts	2
Percentage of Moderate Income Tracts	40.00%
Number of Middle Income Tracts	3
Percentage of Middle Income Tracts	60.00%
Number of Upper Income Tracts	0
Percentage of Upper Income Tracts	0.00%
Number of NA Income Tracts	0
Percentage of NA Income Tracts	0.00%

**Champaign, ILLINOIS**

Census Tract	Tract Income Class	Minority Tract
17019000200	LOW	YES
17019000301	LOW	YES

**Champaign, ILLINOIS**

Census Tract	Tract Income Class	Minority Tract
17019000302	MIDDLE	YES
17019000401	NA	NO
17019000402	LOW	NO
17019000500	UPPER	NO
17019000700	LOW	YES
17019000800	MODERATE	YES
17019000901	MODERATE	YES
17019000902	MIDDLE	NO
17019001000	MIDDLE	NO
17019001100	UPPER	NO
17019001201	MODERATE	YES
17019001203	MIDDLE	NO
17019001204	UPPER	NO
17019001205	UPPER	NO
17019001206	UPPER	NO
17019001301	MIDDLE	NO
17019001302	UPPER	NO
17019001400	UPPER	NO
17019005300	LOW	YES
17019005401	LOW	YES
17019005402	MODERATE	NO
17019005500	MODERATE	NO
17019005601	MODERATE	YES
17019005602	UPPER	NO
17019005701	MIDDLE	NO
17019005702	UPPER	NO
17019005800	UPPER	NO

**Champaign, ILLINOIS**

Census Tract	Tract Income Class	Minority Tract
17019005901	UPPER	YES
17019005902	NA	YES
17019006000	NA	YES
17019010100	MODERATE	NO
17019010204	MODERATE	NO
17019010300	LOW	YES
17019010400	MIDDLE	NO
17019010500	UPPER	NO
17019010601	UPPER	NO
17019010603	UPPER	NO
17019010604	MIDDLE	NO
17019010701	UPPER	NO
17019010702	UPPER	NO
17019010800	MIDDLE	NO
17019010901	UPPER	NO
17019010902	MIDDLE	NO
17019011001	NA	NO
17019011002	UPPER	NO
17019011100	NA	YES



**Champaign, ILLINOIS**

Census Tract	Tract Income Class	Minority Tract
<b>Summary Data: Champaign</b>		
Number of Census Tracts		48
Number of Minority Tracts		15
Percentage of Minority Tracts		31.25%
Number of Low Income Tracts		7
Percentage of Low Income Tracts		14.58%
Number of Moderate Income Tracts		8
Percentage of Moderate Income Tracts		16.67%
Number of Middle Income Tracts		10
Percentage of Middle Income Tracts		20.83%
Number of Upper Income Tracts		18
Percentage of Upper Income Tracts		37.50%
Number of NA Income Tracts		5
Percentage of NA Income Tracts		10.42%

**Christian, ILLINOIS**

Census Tract	Tract Income Class	Minority Tract
17021958100	MIDDLE	NO
17021958200	UPPER	NO
17021958300	MODERATE	NO
17021958400	MIDDLE	NO
17021958500	MIDDLE	NO

**Christian, ILLINOIS**

Census Tract	Tract Income Class	Minority Tract
17021958600	UPPER	NO
17021958700	MIDDLE	NO
17021958800	MIDDLE	NO
17021958900	MODERATE	NO
17021959000	MIDDLE	NO

**Summary Data: Christian**

Number of Census Tracts		10
Number of Minority Tracts		0
Percentage of Minority Tracts		0.00%
Number of Low Income Tracts		0
Percentage of Low Income Tracts		0.00%
Number of Moderate Income Tracts		2
Percentage of Moderate Income Tracts		20.00%
Number of Middle Income Tracts		6
Percentage of Middle Income Tracts		60.00%
Number of Upper Income Tracts		2
Percentage of Upper Income Tracts		20.00%
Number of NA Income Tracts		0
Percentage of NA Income Tracts		0.00%

**Clark, ILLINOIS**

Census Tract	Tract Income Class	Minority Tract
17025971900	MIDDLE	NO

**Clark, ILLINOIS**

Census Tract	Tract Income Class	Minority Tract
17023060100	MIDDLE	NO
17023060200	MIDDLE	NO
17023060300	MIDDLE	NO
17023060400	MIDDLE	NO

**Summary Data: Clark**

Number of Census Tracts		4
Number of Minority Tracts		0
Percentage of Minority Tracts		0.00%
Number of Low Income Tracts		0
Percentage of Low Income Tracts		0.00%
Number of Moderate Income Tracts		0
Percentage of Moderate Income Tracts		0.00%
Number of Middle Income Tracts		4
Percentage of Middle Income Tracts		100.00%
Number of Upper Income Tracts		0
Percentage of Upper Income Tracts		0.00%
Number of NA Income Tracts		0
Percentage of NA Income Tracts		0.00%

**Clay, ILLINOIS**

Census Tract	Tract Income Class	Minority Tract
17025971900	MIDDLE	NO

**Clay, ILLINOIS**

Census Tract	Tract Income Class	Minority Tract
17025972000	MIDDLE	NO
17025972100	MIDDLE	NO
17025972200	MIDDLE	NO

**Summary Data: Clay**

Number of Census Tracts	4
Number of Minority Tracts	0
Percentage of Minority Tracts	0.00%
Number of Low Income Tracts	0
Percentage of Low Income Tracts	0.00%
Number of Moderate Income Tracts	0
Percentage of Moderate Income Tracts	0.00%
Number of Middle Income Tracts	4
Percentage of Middle Income Tracts	100.00%
Number of Upper Income Tracts	0
Percentage of Upper Income Tracts	0.00%
Number of NA Income Tracts	0
Percentage of NA Income Tracts	0.00%

**Clinton, ILLINOIS**

Census Tract	Tract Income Class	Minority Tract
17027900100	UPPER	NO
17027900200	MIDDLE	NO

**Clinton, ILLINOIS**

Census Tract	Tract Income Class	Minority Tract
17027900300	MIDDLE	NO
17027900401	MODERATE	NO
17027900403	MIDDLE	NO
17027900404	MODERATE	NO
17027900500	MODERATE	NO
17027900601	MIDDLE	NO
17027900602	MIDDLE	NO

**Summary Data: Clinton**

Number of Census Tracts	9
Number of Minority Tracts	0
Percentage of Minority Tracts	0.00%
Number of Low Income Tracts	0
Percentage of Low Income Tracts	0.00%
Number of Moderate Income Tracts	3
Percentage of Moderate Income Tracts	33.33%
Number of Middle Income Tracts	5
Percentage of Middle Income Tracts	55.56%
Number of Upper Income Tracts	1
Percentage of Upper Income Tracts	11.11%
Number of NA Income Tracts	0
Percentage of NA Income Tracts	0.00%

**Coles, ILLINOIS**

Census Tract	Tract Income Class	Minority Tract
17029000100	MIDDLE	NO
17029000200	MIDDLE	NO
17029000300	MIDDLE	NO
17029000400	MIDDLE	NO
17029000500	MODERATE	NO
17029000600	MIDDLE	NO
17029000701	UPPER	NO
17029000702	MODERATE	NO
17029000800	MODERATE	NO
17029000900	UPPER	NO
17029001000	MODERATE	NO
17029001100	MODERATE	NO
17029001200	MIDDLE	NO



**Coles, ILLINOIS**

Census Tract	Tract Income Class	Minority Tract
<b>Summary Data: Coles</b>		
Number of Census Tracts		13
Number of Minority Tracts		0
Percentage of Minority Tracts		0.00%
Number of Low Income Tracts		0
Percentage of Low Income Tracts		0.00%
Number of Moderate Income Tracts		5
Percentage of Moderate Income Tracts		38.46%
Number of Middle Income Tracts		6
Percentage of Middle Income Tracts		46.15%
Number of Upper Income Tracts		2
Percentage of Upper Income Tracts		15.38%
Number of NA Income Tracts		0
Percentage of NA Income Tracts		0.00%

**Cook, ILLINOIS**

Census Tract	Tract Income Class	Minority Tract
17031010100	MIDDLE	YES
17031010201	MODERATE	YES
17031010202	MODERATE	YES
17031010300	MIDDLE	YES
17031010400	MIDDLE	NO

**Cook, ILLINOIS**

Census Tract	Tract Income Class	Minority Tract
17031010501	MODERATE	YES
17031010502	MODERATE	NO
17031010503	MODERATE	NO
17031010600	MIDDLE	NO
17031010701	MODERATE	YES
17031010702	MODERATE	YES
17031020100	MODERATE	YES
17031020200	MIDDLE	NO
17031020301	MODERATE	NO
17031020302	UPPER	YES
17031020400	MIDDLE	YES
17031020500	MODERATE	YES
17031020601	MODERATE	YES
17031020602	MODERATE	YES
17031020701	UPPER	NO
17031020702	MODERATE	YES
17031020801	MODERATE	YES
17031020802	MODERATE	YES
17031020901	LOW	YES
17031020902	LOW	YES
17031030101	MODERATE	YES
17031030102	MODERATE	NO
17031030103	MIDDLE	NO
17031030104	MIDDLE	NO
17031030200	MIDDLE	NO
17031030300	MODERATE	YES
17031030400	MIDDLE	NO

**Cook, ILLINOIS**

Census Tract	Tract Income Class	Minority Tract
17031030500	UPPER	NO
17031030601	MODERATE	YES
17031030603	LOW	YES
17031030604	MIDDLE	YES
17031030701	MODERATE	YES
17031030702	MIDDLE	NO
17031030703	NA	NO
17031030706	MODERATE	NO
17031030800	UPPER	NO
17031030900	UPPER	NO
17031031000	UPPER	NO
17031031100	MIDDLE	NO
17031031200	LOW	YES
17031031300	MIDDLE	NO
17031031400	MIDDLE	NO
17031031501	LOW	YES
17031031502	LOW	YES
17031031700	UPPER	NO
17031031800	UPPER	NO
17031031900	UPPER	NO
17031032100	MIDDLE	NO
17031040100	UPPER	NO
17031040201	MIDDLE	NO
17031040202	MODERATE	YES
17031040300	MIDDLE	NO
17031040401	MIDDLE	NO
17031040402	UPPER	NO



## Cook, ILLINOIS

Census Tract	Tract Income Class	Minority Tract
17031040600	UPPER	NO
17031040700	UPPER	NO
17031040800	UPPER	NO
17031040900	UPPER	NO
17031050100	UPPER	NO
17031050200	UPPER	NO
17031050300	UPPER	NO
17031050500	UPPER	NO
17031050600	UPPER	NO
17031050700	UPPER	NO
17031050800	UPPER	NO
17031050900	UPPER	NO
17031051000	UPPER	NO
17031051100	UPPER	NO
17031051200	UPPER	NO
17031051300	UPPER	NO
17031051400	UPPER	NO
17031060100	UPPER	NO
17031060200	UPPER	NO
17031060300	UPPER	NO
17031060400	UPPER	NO
17031060500	UPPER	NO
17031060800	MIDDLE	NO
17031060900	UPPER	NO
17031061000	UPPER	NO
17031061100	UPPER	NO
17031061200	UPPER	NO

## Cook, ILLINOIS

Census Tract	Tract Income Class	Minority Tract
17031061500	UPPER	NO
17031061800	UPPER	NO
17031061901	UPPER	NO
17031061902	UPPER	NO
17031062000	UPPER	NO
17031062100	UPPER	NO
17031062200	UPPER	NO
17031062300	UPPER	NO
17031062400	UPPER	NO
17031062500	UPPER	NO
17031062600	UPPER	NO
17031062700	UPPER	NO
17031062800	UPPER	NO
17031062900	UPPER	NO
17031063000	UPPER	NO
17031063100	UPPER	NO
17031063200	UPPER	NO
17031063301	UPPER	NO
17031063302	UPPER	NO
17031063303	UPPER	NO
17031063400	UPPER	NO
17031070101	UPPER	NO
17031070102	UPPER	NO
17031070103	MODERATE	NO
17031070200	UPPER	NO
17031070300	UPPER	NO
17031070400	UPPER	NO

## Cook, ILLINOIS

Census Tract	Tract Income Class	Minority Tract
17031070500	UPPER	NO
17031070600	UPPER	NO
17031070700	UPPER	NO
17031071000	UPPER	NO
17031071100	UPPER	NO
17031071200	UPPER	NO
17031071300	UPPER	NO
17031071400	UPPER	NO
17031071500	UPPER	NO
17031071600	UPPER	NO
17031071700	UPPER	NO
17031071800	UPPER	NO
17031080100	UPPER	NO
17031080201	UPPER	NO
17031080202	UPPER	NO
17031080300	UPPER	NO
17031080400	NA	YES
17031081000	UPPER	NO
17031081100	UPPER	NO
17031081201	UPPER	NO
17031081202	UPPER	NO
17031081300	UPPER	NO
17031081401	UPPER	NO
17031081402	UPPER	NO
17031081403	UPPER	NO
17031081500	UPPER	NO
17031081600	UPPER	NO



Cook, ILLINOIS		
Census Tract	Tract Income Class	Minority Tract
17031081700	UPPER	NO
17031081800	UPPER	NO
17031081900	UPPER	NO
17031090100	UPPER	NO
17031090200	UPPER	NO
17031090300	UPPER	NO
17031100100	MIDDLE	NO
17031100200	UPPER	NO
17031100300	UPPER	NO
17031100400	UPPER	NO
17031100500	UPPER	NO
17031100600	MIDDLE	NO
17031100700	UPPER	NO
17031110100	MIDDLE	NO
17031110200	MIDDLE	NO
17031110300	MIDDLE	NO
17031110400	MIDDLE	NO
17031110501	UPPER	NO
17031110502	MIDDLE	NO
17031120100	UPPER	NO
17031120200	UPPER	NO
17031120300	UPPER	NO
17031120400	UPPER	NO
17031130100	MIDDLE	NO
17031130200	MIDDLE	NO
17031130300	MODERATE	YES
17031140100	MODERATE	YES

Cook, ILLINOIS		
Census Tract	Tract Income Class	Minority Tract
17031140200	MODERATE	YES
17031140301	MODERATE	YES
17031140302	MIDDLE	YES
17031140400	MIDDLE	YES
17031140500	MIDDLE	YES
17031140601	MIDDLE	YES
17031140602	LOW	YES
17031140701	MODERATE	YES
17031140702	MODERATE	YES
17031140800	MIDDLE	NO
17031150200	MIDDLE	NO
17031150300	MIDDLE	NO
17031150401	MIDDLE	NO
17031150402	MIDDLE	NO
17031150501	MIDDLE	NO
17031150502	MIDDLE	YES
17031150600	MIDDLE	YES
17031150700	MIDDLE	YES
17031150800	MIDDLE	YES
17031151001	MIDDLE	YES
17031151002	MIDDLE	YES
17031151100	MODERATE	YES
17031151200	MIDDLE	YES
17031160100	MIDDLE	NO
17031160200	UPPER	NO
17031160300	MIDDLE	YES
17031160400	MIDDLE	YES

Cook, ILLINOIS		
Census Tract	Tract Income Class	Minority Tract
17031160501	MODERATE	YES
17031160502	MIDDLE	YES
17031160601	MIDDLE	YES
17031160602	MODERATE	YES
17031160700	MIDDLE	YES
17031160800	MODERATE	YES
17031160900	UPPER	NO
17031161000	UPPER	NO
17031161100	UPPER	NO
17031161200	MODERATE	YES
17031161300	MODERATE	YES
17031170100	MODERATE	NO
17031170200	MIDDLE	YES
17031170300	MIDDLE	NO
17031170400	MIDDLE	NO
17031170500	MIDDLE	NO
17031170600	MIDDLE	NO
17031170700	MIDDLE	NO
17031170800	MODERATE	NO
17031170900	MIDDLE	NO
17031171000	MIDDLE	NO
17031171100	MIDDLE	YES
17031180100	MIDDLE	YES
17031190100	MIDDLE	YES
17031190200	MODERATE	YES
17031190300	MIDDLE	YES
17031190401	MODERATE	YES



## Cook, ILLINOIS

Census Tract	Tract Income Class	Minority Tract
17031190402	MODERATE	YES
17031190601	MODERATE	YES
17031190602	MODERATE	YES
17031190701	MIDDLE	YES
17031190702	MODERATE	YES
17031190800	MODERATE	YES
17031190900	MIDDLE	YES
17031191000	MIDDLE	YES
17031191100	MODERATE	YES
17031191200	MODERATE	YES
17031191301	MIDDLE	YES
17031191302	MODERATE	YES
17031200100	MIDDLE	YES
17031200200	MODERATE	YES
17031200300	MIDDLE	YES
17031200401	MODERATE	YES
17031200402	MODERATE	YES
17031210100	MIDDLE	YES
17031210400	LOW	YES
17031210501	MODERATE	YES
17031210502	MODERATE	YES
17031210601	MIDDLE	YES
17031210602	MIDDLE	YES
17031210700	MIDDLE	YES
17031210800	MODERATE	YES
17031210900	MIDDLE	YES
17031220300	UPPER	NO

## Cook, ILLINOIS

Census Tract	Tract Income Class	Minority Tract
17031220400	UPPER	NO
17031220500	MIDDLE	NO
17031220601	MIDDLE	NO
17031220602	MIDDLE	NO
17031220701	MODERATE	YES
17031220702	MODERATE	YES
17031220901	MODERATE	YES
17031220902	MODERATE	YES
17031221000	MIDDLE	YES
17031221100	MIDDLE	YES
17031221200	UPPER	NO
17031221300	MIDDLE	NO
17031221400	UPPER	NO
17031221500	MIDDLE	YES
17031221600	UPPER	NO
17031222200	UPPER	NO
17031222500	MIDDLE	NO
17031222600	MIDDLE	NO
17031222700	MODERATE	YES
17031222800	MIDDLE	YES
17031222900	NA	YES
17031230100	MODERATE	YES
17031230200	MODERATE	YES
17031230300	MODERATE	YES
17031230400	MODERATE	YES
17031230500	LOW	YES
17031230600	LOW	YES

## Cook, ILLINOIS

Census Tract	Tract Income Class	Minority Tract
17031230700	LOW	YES
17031230800	MODERATE	YES
17031230900	MODERATE	YES
17031231100	MIDDLE	YES
17031231200	LOW	YES
17031231500	LOW	YES
17031240200	UPPER	NO
17031240300	UPPER	NO
17031240500	UPPER	NO
17031240600	UPPER	NO
17031240700	MIDDLE	YES
17031240800	UPPER	YES
17031240900	MIDDLE	YES
17031241000	MODERATE	YES
17031241100	MIDDLE	NO
17031241200	UPPER	NO
17031241300	UPPER	NO
17031241400	UPPER	NO
17031241500	UPPER	NO
17031241600	MIDDLE	NO
17031242000	UPPER	NO
17031242100	UPPER	NO
17031242200	UPPER	NO
17031242300	UPPER	NO
17031242400	UPPER	NO
17031242500	MIDDLE	NO
17031242600	MODERATE	YES

Cook, ILLINOIS		
Census Tract	Tract Income Class	Minority Tract
17031242700	MIDDLE	YES
17031242800	UPPER	NO
17031242900	UPPER	NO
17031243000	UPPER	NO
17031243100	UPPER	NO
17031243200	UPPER	NO
17031243300	UPPER	NO
17031243400	MIDDLE	NO
17031243500	UPPER	NO
17031250200	MODERATE	YES
17031250300	LOW	YES
17031250400	MODERATE	YES
17031250500	UPPER	YES
17031250600	MODERATE	YES
17031250700	MODERATE	YES
17031250800	MODERATE	YES
17031251000	NA	YES
17031251100	LOW	YES
17031251200	MODERATE	YES
17031251300	LOW	YES
17031251400	MODERATE	YES
17031251500	MODERATE	YES
17031251600	LOW	YES
17031251700	MODERATE	YES
17031251800	LOW	YES
17031251900	LOW	YES
17031252000	LOW	YES

Cook, ILLINOIS		
Census Tract	Tract Income Class	Minority Tract
17031252101	MODERATE	YES
17031252102	LOW	YES
17031252201	LOW	YES
17031252202	LOW	YES
17031260100	LOW	YES
17031260200	LOW	YES
17031260300	NA	YES
17031260400	MODERATE	YES
17031260500	LOW	YES
17031260600	LOW	YES
17031260700	LOW	YES
17031260800	LOW	YES
17031260900	LOW	YES
17031261000	LOW	YES
17031270500	LOW	YES
17031271200	LOW	YES
17031271300	LOW	YES
17031271400	LOW	YES
17031271500	MODERATE	YES
17031271800	LOW	YES
17031280100	UPPER	NO
17031280400	LOW	YES
17031280800	NA	YES
17031280900	LOW	YES
17031281900	UPPER	YES
17031282700	MODERATE	YES
17031282800	MIDDLE	YES

Cook, ILLINOIS		
Census Tract	Tract Income Class	Minority Tract
17031283100	NA	YES
17031283200	MIDDLE	YES
17031283800	MIDDLE	YES
17031290900	LOW	YES
17031291200	LOW	YES
17031291600	MIDDLE	YES
17031292200	MODERATE	YES
17031292400	MODERATE	YES
17031292500	MODERATE	YES
17031300500	MODERATE	YES
17031300600	LOW	YES
17031300700	LOW	YES
17031300800	LOW	YES
17031300900	LOW	YES
17031301100	MODERATE	YES
17031301200	LOW	YES
17031301600	LOW	YES
17031301701	MODERATE	YES
17031301702	LOW	YES
17031301801	LOW	YES
17031301802	LOW	YES
17031301803	MODERATE	YES
17031310200	MIDDLE	YES
17031310300	MODERATE	YES
17031310400	UPPER	YES
17031310500	MODERATE	YES
17031310600	MIDDLE	YES



**Cook, ILLINOIS**

Census Tract	Tract Income Class	Minority Tract
17031310700	LOW	YES
17031310800	MODERATE	YES
17031310900	LOW	YES
17031320101	UPPER	NO
17031320102	UPPER	NO
17031320400	UPPER	NO
17031320600	UPPER	NO
17031330101	UPPER	NO
17031330102	UPPER	YES
17031330103	UPPER	YES
17031330200	UPPER	YES
17031340300	LOW	YES
17031340400	MODERATE	YES
17031340500	LOW	YES
17031340600	LOW	YES
17031350100	MODERATE	YES
17031350400	LOW	YES
17031351000	MODERATE	YES
17031351100	LOW	YES
17031351400	LOW	YES
17031351500	NA	YES
17031360200	LOW	YES
17031380100	UPPER	YES
17031380200	MODERATE	YES
17031380600	MODERATE	YES
17031381200	MIDDLE	YES
17031381400	LOW	YES

**Cook, ILLINOIS**

Census Tract	Tract Income Class	Minority Tract
17031381500	LOW	YES
17031381700	NA	YES
17031381800	MIDDLE	YES
17031381900	MODERATE	YES
17031390100	UPPER	YES
17031390200	MIDDLE	YES
17031390300	LOW	YES
17031390400	NA	YES
17031390500	MODERATE	YES
17031390600	UPPER	YES
17031390700	UPPER	YES
17031400300	LOW	YES
17031400400	LOW	YES
17031400500	LOW	YES
17031400800	LOW	YES
17031410100	MIDDLE	YES
17031410200	MIDDLE	YES
17031410500	UPPER	YES
17031410600	UPPER	YES
17031410700	MIDDLE	YES
17031410800	MIDDLE	YES
17031410900	UPPER	YES
17031411000	MIDDLE	YES
17031411100	UPPER	NO
17031411200	UPPER	NO
17031420100	LOW	YES
17031420200	MODERATE	YES

**Cook, ILLINOIS**

Census Tract	Tract Income Class	Minority Tract
17031420300	MODERATE	YES
17031420400	LOW	YES
17031420500	LOW	YES
17031420600	LOW	YES
17031420700	LOW	YES
17031420800	MODERATE	YES
17031421200	LOW	YES
17031430101	LOW	YES
17031430102	MODERATE	YES
17031430200	LOW	YES
17031430300	LOW	YES
17031430400	MODERATE	YES
17031430500	LOW	YES
17031430600	MIDDLE	YES
17031430700	LOW	YES
17031430800	MODERATE	YES
17031430900	MODERATE	YES
17031431200	MODERATE	YES
17031431301	LOW	YES
17031431302	LOW	YES
17031431400	LOW	YES
17031440101	LOW	YES
17031440102	MODERATE	YES
17031440201	NA	YES
17031440202	MODERATE	YES
17031440300	MIDDLE	YES
17031440600	MODERATE	YES



## Cook, ILLINOIS

Census Tract	Tract Income Class	Minority Tract
17031440700	MIDDLE	YES
17031440800	LOW	YES
17031440900	MODERATE	YES
17031450300	MODERATE	YES
17031460100	LOW	YES
17031460200	LOW	YES
17031460301	LOW	YES
17031460302	LOW	YES
17031460400	MODERATE	YES
17031460500	MIDDLE	YES
17031460800	LOW	YES
17031461000	MODERATE	YES
17031470100	MIDDLE	YES
17031480100	MIDDLE	YES
17031480200	MODERATE	YES
17031480300	MODERATE	YES
17031480400	UPPER	YES
17031480500	MIDDLE	YES
17031490200	MODERATE	YES
17031490500	MODERATE	YES
17031490600	LOW	YES
17031490700	MODERATE	YES
17031490800	MODERATE	YES
17031490901	LOW	YES
17031490902	MIDDLE	YES
17031491000	LOW	YES
17031491100	MODERATE	YES

## Cook, ILLINOIS

Census Tract	Tract Income Class	Minority Tract
17031491200	MODERATE	YES
17031491300	LOW	YES
17031491400	LOW	YES
17031500100	MODERATE	YES
17031500200	LOW	YES
17031500300	MODERATE	YES
17031510100	LOW	YES
17031510200	MODERATE	YES
17031510300	LOW	YES
17031520100	MODERATE	YES
17031520200	LOW	YES
17031520300	LOW	YES
17031520400	LOW	YES
17031520500	MODERATE	YES
17031520600	MIDDLE	YES
17031530100	LOW	YES
17031530200	MODERATE	YES
17031530300	MODERATE	YES
17031530400	MIDDLE	YES
17031530501	MODERATE	YES
17031530502	MODERATE	YES
17031530503	MODERATE	YES
17031530600	MODERATE	YES
17031540101	LOW	YES
17031540102	LOW	YES
17031550100	MODERATE	YES
17031550200	MIDDLE	YES

## Cook, ILLINOIS

Census Tract	Tract Income Class	Minority Tract
17031560100	MIDDLE	YES
17031560200	MODERATE	YES
17031560300	MODERATE	YES
17031560400	MODERATE	YES
17031560700	MIDDLE	YES
17031560800	MIDDLE	YES
17031560900	UPPER	NO
17031561000	UPPER	NO
17031561100	MIDDLE	YES
17031570100	MODERATE	YES
17031570200	MIDDLE	YES
17031570300	MODERATE	YES
17031570400	MIDDLE	YES
17031570500	LOW	YES
17031580100	MODERATE	YES
17031580200	LOW	YES
17031580300	MODERATE	YES
17031580400	MODERATE	YES
17031580501	LOW	YES
17031580502	LOW	YES
17031580600	MODERATE	YES
17031580700	MODERATE	YES
17031580800	MODERATE	YES
17031590500	MIDDLE	YES
17031590600	MODERATE	YES
17031590700	MIDDLE	YES
17031600400	MIDDLE	YES

**Cook, ILLINOIS**

Census Tract	Tract Income Class	Minority Tract
17031600600	LOW	YES
17031600700	LOW	YES
17031600900	MODERATE	YES
17031610300	LOW	YES
17031610400	LOW	YES
17031610800	MIDDLE	NO
17031611200	LOW	YES
17031611300	LOW	YES
17031611400	LOW	YES
17031611500	LOW	YES
17031611600	LOW	YES
17031611700	LOW	YES
17031611800	MODERATE	YES
17031611900	LOW	YES
17031612000	MODERATE	YES
17031612100	LOW	YES
17031612200	LOW	YES
17031620100	MODERATE	YES
17031620200	MODERATE	YES
17031620300	MODERATE	YES
17031620400	MODERATE	YES
17031630300	MODERATE	YES
17031630400	LOW	YES
17031630500	LOW	YES
17031630600	MODERATE	YES
17031630800	MODERATE	YES
17031630900	MODERATE	YES

**Cook, ILLINOIS**

Census Tract	Tract Income Class	Minority Tract
17031640100	MODERATE	YES
17031640300	MODERATE	YES
17031640400	MIDDLE	YES
17031640500	MIDDLE	YES
17031640600	MODERATE	YES
17031640700	MODERATE	YES
17031640800	MODERATE	YES
17031650100	MODERATE	YES
17031650200	MIDDLE	YES
17031650301	MODERATE	YES
17031650302	MODERATE	YES
17031650400	MODERATE	YES
17031650500	MIDDLE	YES
17031660301	LOW	YES
17031660302	LOW	YES
17031660400	MODERATE	YES
17031660500	LOW	YES
17031660600	LOW	YES
17031660700	LOW	YES
17031660800	LOW	YES
17031660900	LOW	YES
17031661000	LOW	YES
17031661100	MODERATE	YES
17031670100	NA	YES
17031670200	LOW	YES
17031670300	LOW	YES
17031670400	LOW	YES

**Cook, ILLINOIS**

Census Tract	Tract Income Class	Minority Tract
17031670500	MODERATE	YES
17031670600	LOW	YES
17031670700	LOW	YES
17031670800	LOW	YES
17031670900	LOW	YES
17031671100	LOW	YES
17031671200	MODERATE	YES
17031671300	LOW	YES
17031671400	LOW	YES
17031671500	MODERATE	YES
17031671600	LOW	YES
17031671800	LOW	YES
17031671900	MODERATE	YES
17031672000	MODERATE	YES
17031680500	LOW	YES
17031680600	LOW	YES
17031680900	LOW	YES
17031681000	LOW	YES
17031681100	LOW	YES
17031681200	LOW	YES
17031681300	LOW	YES
17031681400	LOW	YES
17031690300	LOW	YES
17031690400	LOW	YES
17031690500	LOW	YES
17031690900	MODERATE	YES
17031691000	MODERATE	YES



Cook, ILLINOIS		
Census Tract	Tract Income Class	Minority Tract
17031691100	LOW	YES
17031691200	LOW	YES
17031691300	MODERATE	YES
17031691400	LOW	YES
17031691500	LOW	YES
17031700100	MIDDLE	YES
17031700200	MIDDLE	YES
17031700301	MODERATE	YES
17031700302	MIDDLE	YES
17031700401	MIDDLE	YES
17031700402	MODERATE	YES
17031700501	MIDDLE	YES
17031700502	MIDDLE	YES
17031710100	LOW	YES
17031710200	LOW	YES
17031710300	LOW	YES
17031710400	MODERATE	YES
17031710500	LOW	YES
17031710600	MODERATE	YES
17031710700	MODERATE	YES
17031710800	LOW	YES
17031710900	LOW	YES
17031711000	LOW	YES
17031711100	MODERATE	YES
17031711200	MIDDLE	YES
17031711300	MODERATE	YES
17031711400	LOW	YES

Cook, ILLINOIS		
Census Tract	Tract Income Class	Minority Tract
17031711500	MODERATE	YES
17031720100	UPPER	NO
17031720200	MIDDLE	YES
17031720300	UPPER	NO
17031720400	MIDDLE	NO
17031720500	UPPER	NO
17031720600	UPPER	NO
17031720700	UPPER	YES
17031730100	MODERATE	YES
17031730201	MODERATE	YES
17031730202	MIDDLE	YES
17031730300	MODERATE	YES
17031730400	MIDDLE	YES
17031730500	MODERATE	YES
17031730600	MODERATE	YES
17031730700	MODERATE	YES
17031740100	UPPER	NO
17031740200	UPPER	NO
17031740300	UPPER	NO
17031740400	UPPER	NO
17031750100	MODERATE	YES
17031750200	MIDDLE	YES
17031750300	UPPER	NO
17031750400	UPPER	NO
17031750500	MODERATE	YES
17031750600	MODERATE	YES
17031760801	MIDDLE	NO

Cook, ILLINOIS		
Census Tract	Tract Income Class	Minority Tract
17031760802	MIDDLE	NO
17031760803	MODERATE	NO
17031770201	MIDDLE	NO
17031770202	MIDDLE	NO
17031770300	MIDDLE	NO
17031770400	MIDDLE	NO
17031770500	LOW	YES
17031770601	MIDDLE	NO
17031770602	MIDDLE	YES
17031770700	MIDDLE	NO
17031770800	MIDDLE	NO
17031770901	MIDDLE	NO
17031770902	MIDDLE	NO
17031800100	UPPER	NO
17031800200	UPPER	NO
17031800300	UPPER	NO
17031800400	UPPER	NO
17031800500	UPPER	NO
17031800600	UPPER	NO
17031800700	UPPER	NO
17031800800	UPPER	NO
17031800900	UPPER	NO
17031801000	UPPER	NO
17031801100	UPPER	NO
17031801200	UPPER	NO
17031801300	UPPER	NO
17031801400	UPPER	NO



**Cook, ILLINOIS**

Census Tract	Tract Income Class	Minority Tract
17031801500	UPPER	NO
17031801601	UPPER	NO
17031801603	MODERATE	YES
17031801605	UPPER	NO
17031801606	UPPER	NO
17031801607	UPPER	NO
17031801608	UPPER	NO
17031801701	UPPER	NO
17031801702	UPPER	NO
17031801800	UPPER	NO
17031801901	UPPER	NO
17031801902	UPPER	NO
17031802002	UPPER	NO
17031802003	UPPER	NO
17031802004	LOW	YES
17031802100	UPPER	NO
17031802200	UPPER	NO
17031802300	UPPER	NO
17031802402	MIDDLE	NO
17031802403	MIDDLE	NO
17031802404	MODERATE	YES
17031802503	MIDDLE	NO
17031802504	MIDDLE	YES
17031802505	MODERATE	YES
17031802506	MIDDLE	YES
17031802605	UPPER	NO
17031802607	UPPER	NO

**Cook, ILLINOIS**

Census Tract	Tract Income Class	Minority Tract
17031802608	MIDDLE	NO
17031802609	MODERATE	YES
17031802610	UPPER	NO
17031802701	MIDDLE	NO
17031802702	UPPER	NO
17031802801	UPPER	NO
17031802802	UPPER	NO
17031802900	UPPER	NO
17031803005	UPPER	NO
17031803007	MIDDLE	NO
17031803008	UPPER	NO
17031803010	UPPER	NO
17031803012	MIDDLE	NO
17031803013	UPPER	NO
17031803014	MIDDLE	NO
17031803015	UPPER	NO
17031803016	UPPER	YES
17031803017	UPPER	NO
17031803100	UPPER	NO
17031803200	UPPER	NO
17031803300	UPPER	NO
17031803400	UPPER	NO
17031803500	UPPER	NO
17031803603	UPPER	NO
17031803604	MIDDLE	NO
17031803605	MIDDLE	NO
17031803607	UPPER	NO

**Cook, ILLINOIS**

Census Tract	Tract Income Class	Minority Tract
17031803608	UPPER	NO
17031803611	MODERATE	YES
17031803612	MODERATE	YES
17031803613	MODERATE	YES
17031803614	MODERATE	YES
17031803615	UPPER	NO
17031803616	MIDDLE	NO
17031803701	UPPER	NO
17031803702	UPPER	NO
17031803800	UPPER	NO
17031803901	MIDDLE	NO
17031803902	MIDDLE	NO
17031804000	MIDDLE	NO
17031804102	UPPER	NO
17031804104	UPPER	NO
17031804105	UPPER	NO
17031804106	UPPER	NO
17031804108	MIDDLE	YES
17031804109	UPPER	NO
17031804202	UPPER	NO
17031804203	UPPER	NO
17031804204	UPPER	NO
17031804305	MIDDLE	YES
17031804306	MIDDLE	YES
17031804308	MODERATE	NO
17031804309	MIDDLE	YES
17031804312	UPPER	YES





Cook, ILLINOIS		
Census Tract	Tract Income Class	Minority Tract
17031804313	MIDDLE	YES
17031804314	UPPER	NO
17031804315	MIDDLE	NO
17031804316	MIDDLE	YES
17031804403	MIDDLE	YES
17031804404	MIDDLE	YES
17031804405	MODERATE	YES
17031804406	MIDDLE	YES
17031804505	MODERATE	NO
17031804506	UPPER	NO
17031804508	MODERATE	YES
17031804509	MIDDLE	YES
17031804510	MODERATE	YES
17031804511	MODERATE	YES
17031804512	UPPER	YES
17031804513	MIDDLE	NO
17031804514	UPPER	NO
17031804603	MIDDLE	YES
17031804606	UPPER	NO
17031804607	UPPER	NO
17031804608	UPPER	NO
17031804609	UPPER	YES
17031804610	MIDDLE	NO
17031804611	MIDDLE	NO
17031804701	MIDDLE	YES
17031804705	MIDDLE	YES
17031804706	UPPER	NO

Cook, ILLINOIS		
Census Tract	Tract Income Class	Minority Tract
17031804709	MIDDLE	YES
17031804710	UPPER	NO
17031804711	MIDDLE	YES
17031804712	MIDDLE	NO
17031804713	MIDDLE	YES
17031804714	MIDDLE	NO
17031804715	LOW	YES
17031804716	MIDDLE	YES
17031804803	MIDDLE	NO
17031804804	MIDDLE	NO
17031804805	MIDDLE	NO
17031804806	MIDDLE	YES
17031804807	MIDDLE	NO
17031804808	UPPER	NO
17031804809	UPPER	NO
17031804810	MIDDLE	NO
17031804901	UPPER	NO
17031804902	MIDDLE	NO
17031805001	UPPER	NO
17031805002	MODERATE	NO
17031805105	MODERATE	YES
17031805106	MIDDLE	NO
17031805107	MIDDLE	YES
17031805108	MIDDLE	YES
17031805109	MIDDLE	NO
17031805110	MIDDLE	NO
17031805111	MIDDLE	YES

Cook, ILLINOIS		
Census Tract	Tract Income Class	Minority Tract
17031805112	MIDDLE	NO
17031805201	MIDDLE	NO
17031805202	UPPER	NO
17031805301	MIDDLE	NO
17031805302	MIDDLE	NO
17031805401	UPPER	NO
17031805402	MIDDLE	NO
17031805501	UPPER	NO
17031805502	UPPER	NO
17031805600	UPPER	NO
17031805701	UPPER	NO
17031805702	UPPER	NO
17031805801	UPPER	NO
17031805802	UPPER	NO
17031805901	MIDDLE	NO
17031805902	UPPER	NO
17031806001	MODERATE	YES
17031806002	MODERATE	YES
17031806004	MIDDLE	YES
17031806005	MIDDLE	YES
17031806006	MIDDLE	YES
17031806102	UPPER	NO
17031806103	MIDDLE	NO
17031806104	MODERATE	YES
17031806201	MODERATE	NO
17031806202	MIDDLE	NO
17031806300	MIDDLE	NO



## Cook, ILLINOIS

Census Tract	Tract Income Class	Minority Tract
17031806400	UPPER	NO
17031806501	MODERATE	YES
17031806502	MIDDLE	NO
17031806600	MIDDLE	NO
17031806700	UPPER	NO
17031806801	MODERATE	NO
17031806802	MIDDLE	NO
17031806900	MIDDLE	YES
17031807000	MODERATE	YES
17031807100	UPPER	NO
17031807200	MIDDLE	YES
17031807300	MODERATE	YES
17031807400	MIDDLE	YES
17031807500	UPPER	YES
17031807600	MIDDLE	YES
17031807700	MIDDLE	NO
17031807800	UPPER	NO
17031807900	UPPER	NO
17031808001	MIDDLE	NO
17031808002	MIDDLE	NO
17031808100	MODERATE	NO
17031808200	MIDDLE	NO
17031808301	MIDDLE	NO
17031808302	MIDDLE	YES
17031808400	UPPER	NO
17031808500	UPPER	NO
17031808600	UPPER	NO

## Cook, ILLINOIS

Census Tract	Tract Income Class	Minority Tract
17031808702	UPPER	NO
17031808800	UPPER	NO
17031808900	UPPER	NO
17031809000	UPPER	NO
17031809100	UPPER	NO
17031809200	MODERATE	YES
17031809300	UPPER	NO
17031809401	UPPER	NO
17031809402	UPPER	NO
17031809500	UPPER	NO
17031809600	UPPER	YES
17031809700	UPPER	YES
17031809800	UPPER	NO
17031809900	UPPER	NO
17031810000	UPPER	NO
17031810100	MIDDLE	NO
17031810200	MODERATE	YES
17031810301	MIDDLE	YES
17031810302	UPPER	NO
17031810400	UPPER	NO
17031810501	MIDDLE	NO
17031810502	MIDDLE	NO
17031810600	MIDDLE	NO
17031810701	MODERATE	NO
17031810702	MIDDLE	NO
17031810800	MIDDLE	NO
17031810900	MIDDLE	NO

## Cook, ILLINOIS

Census Tract	Tract Income Class	Minority Tract
17031811000	UPPER	NO
17031811100	MODERATE	NO
17031811200	MIDDLE	NO
17031811301	MIDDLE	YES
17031811302	LOW	YES
17031811401	MIDDLE	YES
17031811402	MIDDLE	YES
17031811500	MIDDLE	YES
17031811600	MODERATE	NO
17031811701	MODERATE	YES
17031811702	MODERATE	YES
17031811800	MIDDLE	YES
17031811900	UPPER	NO
17031812000	UPPER	NO
17031812100	UPPER	NO
17031812200	UPPER	NO
17031812301	UPPER	NO
17031812302	UPPER	NO
17031812400	UPPER	NO
17031812500	UPPER	NO
17031812600	MIDDLE	YES
17031812700	UPPER	NO
17031812801	MIDDLE	NO
17031812802	MIDDLE	NO
17031812900	UPPER	NO
17031813000	UPPER	NO
17031813100	UPPER	NO

Cook, ILLINOIS		
Census Tract	Tract Income Class	Minority Tract
17031813200	UPPER	NO
17031813301	LOW	YES
17031813302	LOW	YES
17031813400	MODERATE	YES
17031813500	MODERATE	YES
17031813600	MODERATE	YES
17031813701	MODERATE	YES
17031813702	MODERATE	YES
17031813801	LOW	YES
17031813802	MODERATE	YES
17031813900	MODERATE	YES
17031814000	MODERATE	YES
17031814100	LOW	YES
17031814200	MODERATE	YES
17031814300	MODERATE	YES
17031814400	MODERATE	YES
17031814500	MIDDLE	YES
17031814600	MODERATE	YES
17031814700	MIDDLE	YES
17031814800	MODERATE	YES
17031814900	MODERATE	YES
17031815000	MODERATE	YES
17031815100	MIDDLE	YES
17031815200	MODERATE	YES
17031815300	MIDDLE	YES
17031815400	MIDDLE	YES
17031815500	MIDDLE	YES

Cook, ILLINOIS		
Census Tract	Tract Income Class	Minority Tract
17031815600	MIDDLE	NO
17031815701	UPPER	NO
17031815702	UPPER	NO
17031815800	MIDDLE	NO
17031815900	MIDDLE	YES
17031816000	UPPER	NO
17031816100	MIDDLE	YES
17031816200	MIDDLE	YES
17031816300	MODERATE	YES
17031816401	MODERATE	YES
17031816402	MODERATE	YES
17031816500	LOW	YES
17031816600	LOW	YES
17031816700	MODERATE	YES
17031816800	MODERATE	YES
17031816900	MIDDLE	YES
17031817000	MODERATE	YES
17031817101	MODERATE	YES
17031817102	MODERATE	YES
17031817200	MODERATE	YES
17031817300	MODERATE	YES
17031817400	MODERATE	YES
17031817500	MIDDLE	YES
17031817600	MODERATE	YES
17031817700	MIDDLE	YES
17031817900	MIDDLE	YES
17031818000	MODERATE	YES

Cook, ILLINOIS		
Census Tract	Tract Income Class	Minority Tract
17031818100	UPPER	NO
17031818200	MIDDLE	YES
17031818300	MIDDLE	YES
17031818401	MIDDLE	YES
17031818402	MIDDLE	NO
17031818500	UPPER	NO
17031818600	UPPER	NO
17031818700	UPPER	NO
17031818800	UPPER	NO
17031818900	UPPER	NO
17031819000	UPPER	NO
17031819100	MIDDLE	YES
17031819200	MIDDLE	YES
17031819300	MIDDLE	NO
17031819400	MIDDLE	NO
17031819500	UPPER	NO
17031819600	UPPER	NO
17031819700	UPPER	NO
17031819801	UPPER	NO
17031819802	UPPER	NO
17031819900	UPPER	NO
17031820000	UPPER	NO
17031820101	UPPER	NO
17031820103	MIDDLE	NO
17031820104	MIDDLE	NO
17031820202	MODERATE	NO
17031820203	UPPER	NO



Cook, ILLINOIS		
Census Tract	Tract Income Class	Minority Tract
17031820204	UPPER	NO
17031820300	MODERATE	YES
17031820400	MODERATE	YES
17031820501	MIDDLE	NO
17031820502	MODERATE	NO
17031820603	MIDDLE	NO
17031820604	MODERATE	NO
17031820605	MODERATE	YES
17031820606	MIDDLE	NO
17031820700	MIDDLE	YES
17031820800	MIDDLE	YES
17031820901	MODERATE	NO
17031820902	MIDDLE	YES
17031821001	MODERATE	NO
17031821002	MODERATE	NO
17031821101	MIDDLE	NO
17031821102	MIDDLE	YES
17031821200	MODERATE	YES
17031821300	MODERATE	YES
17031821401	MODERATE	YES
17031821402	MIDDLE	YES
17031821500	LOW	YES
17031821600	MIDDLE	YES
17031821700	MIDDLE	NO
17031821800	MIDDLE	NO
17031821900	MIDDLE	NO
17031822000	MODERATE	NO

Cook, ILLINOIS		
Census Tract	Tract Income Class	Minority Tract
17031822101	MIDDLE	NO
17031822102	MIDDLE	YES
17031822200	MIDDLE	NO
17031822301	MIDDLE	NO
17031822302	MIDDLE	NO
17031822400	MODERATE	NO
17031822500	MIDDLE	NO
17031822601	MIDDLE	NO
17031822602	MIDDLE	NO
17031822701	MIDDLE	NO
17031822702	MIDDLE	NO
17031822801	UPPER	NO
17031822802	MIDDLE	NO
17031822900	MIDDLE	NO
17031823001	MODERATE	NO
17031823002	MODERATE	NO
17031823101	MODERATE	NO
17031823102	MIDDLE	NO
17031823200	MIDDLE	NO
17031823302	MODERATE	YES
17031823303	MIDDLE	NO
17031823304	MODERATE	YES
17031823400	MODERATE	YES
17031823500	MODERATE	YES
17031823602	MIDDLE	NO
17031823603	MODERATE	YES
17031823604	UPPER	NO

Cook, ILLINOIS		
Census Tract	Tract Income Class	Minority Tract
17031823605	MIDDLE	NO
17031823702	MIDDLE	NO
17031823703	MODERATE	NO
17031823704	MIDDLE	NO
17031823705	MODERATE	NO
17031823801	UPPER	NO
17031823803	MIDDLE	NO
17031823805	MODERATE	NO
17031823806	MODERATE	NO
17031823901	UPPER	NO
17031823903	UPPER	NO
17031823904	UPPER	NO
17031824003	UPPER	NO
17031824004	UPPER	NO
17031824005	UPPER	NO
17031824006	UPPER	NO
17031824105	UPPER	NO
17031824106	MIDDLE	NO
17031824107	MIDDLE	NO
17031824113	UPPER	NO
17031824114	UPPER	NO
17031824115	MIDDLE	NO
17031824116	MIDDLE	NO
17031824119	MIDDLE	NO
17031824121	MIDDLE	NO
17031824122	UPPER	NO
17031824123	MIDDLE	NO



Cook, ILLINOIS		
Census Tract	Tract Income Class	Minority Tract
17031824124	MIDDLE	NO
17031824125	MIDDLE	NO
17031824126	UPPER	NO
17031824127	UPPER	NO
17031824128	MIDDLE	NO
17031824129	UPPER	NO
17031824300	MODERATE	YES
17031824400	MODERATE	YES
17031824503	MIDDLE	NO
17031824505	MODERATE	NO
17031824507	MODERATE	NO
17031824508	MIDDLE	NO
17031824509	MIDDLE	NO
17031824601	MIDDLE	NO
17031824602	MIDDLE	NO
17031824701	MIDDLE	YES
17031824702	MIDDLE	YES
17031824800	MODERATE	YES
17031824900	LOW	YES
17031825000	MIDDLE	NO
17031825200	MIDDLE	YES
17031825302	MIDDLE	NO
17031825303	MIDDLE	NO
17031825304	MIDDLE	NO
17031825400	UPPER	NO
17031825501	MODERATE	YES
17031825503	MODERATE	YES

Cook, ILLINOIS		
Census Tract	Tract Income Class	Minority Tract
17031825504	MIDDLE	YES
17031825505	MODERATE	YES
17031825600	MODERATE	YES
17031825700	MODERATE	YES
17031825801	MODERATE	YES
17031825802	MODERATE	YES
17031825803	MODERATE	YES
17031825900	MODERATE	YES
17031826000	MODERATE	YES
17031826100	MODERATE	YES
17031826201	MIDDLE	YES
17031826202	LOW	YES
17031826301	MODERATE	YES
17031826303	MODERATE	YES
17031826304	LOW	YES
17031826401	MODERATE	YES
17031826402	MODERATE	YES
17031826500	LOW	YES
17031826600	LOW	YES
17031826700	MODERATE	YES
17031826800	LOW	YES
17031826901	LOW	YES
17031826902	LOW	YES
17031827000	LOW	YES
17031827100	MODERATE	YES
17031827200	MIDDLE	YES
17031827300	LOW	YES

Cook, ILLINOIS		
Census Tract	Tract Income Class	Minority Tract
17031827400	MODERATE	YES
17031827500	MODERATE	YES
17031827600	LOW	YES
17031827700	MODERATE	YES
17031827801	MODERATE	YES
17031827802	MIDDLE	YES
17031827804	MIDDLE	YES
17031827805	MIDDLE	YES
17031827901	MIDDLE	YES
17031827902	MODERATE	YES
17031828000	MIDDLE	YES
17031828100	MODERATE	YES
17031828201	MIDDLE	YES
17031828202	MIDDLE	YES
17031828300	MIDDLE	YES
17031828401	MIDDLE	NO
17031828402	MODERATE	YES
17031828503	LOW	YES
17031828504	LOW	YES
17031828505	MIDDLE	YES
17031828507	MIDDLE	YES
17031828508	MODERATE	YES
17031828601	MIDDLE	NO
17031828602	MIDDLE	YES
17031828701	MIDDLE	YES
17031828702	MODERATE	YES
17031828801	MIDDLE	YES



**Cook, ILLINOIS**

Census Tract	Tract Income Class	Minority Tract
17031828802	MODERATE	YES
17031828900	MODERATE	YES
17031829000	LOW	YES
17031829100	LOW	YES
17031829200	MODERATE	YES
17031829301	MIDDLE	YES
17031829302	LOW	YES
17031829401	LOW	YES
17031829402	MODERATE	YES
17031829500	MODERATE	YES
17031829600	MIDDLE	NO
17031829700	MODERATE	YES
17031829800	UPPER	YES
17031829902	MIDDLE	YES
17031829903	MIDDLE	YES
17031829904	MIDDLE	YES
17031830001	MODERATE	NO
17031830003	UPPER	YES
17031830004	UPPER	YES
17031830005	UPPER	YES
17031830006	MODERATE	YES
17031830007	MODERATE	YES
17031830008	MIDDLE	YES
17031830100	MIDDLE	YES
17031830201	MIDDLE	YES
17031830202	MIDDLE	YES
17031830300	MODERATE	YES

**Cook, ILLINOIS**

Census Tract	Tract Income Class	Minority Tract
17031830400	MODERATE	YES
17031830500	LOW	YES
17031830600	MODERATE	YES
17031830700	MIDDLE	YES
17031830800	UPPER	NO
17031830900	UPPER	NO
17031831000	UPPER	NO
17031831100	MIDDLE	YES
17031831200	LOW	YES
17031831300	MODERATE	YES
17031831400	LOW	YES
17031831500	MODERATE	YES
17031831600	MODERATE	YES
17031831700	MIDDLE	YES
17031831800	MODERATE	YES
17031831900	UPPER	NO
17031832000	UPPER	NO
17031832100	MODERATE	NO
17031832200	UPPER	NO
17031832300	UPPER	NO
17031832400	UPPER	NO
17031832500	UPPER	NO
17031832600	UPPER	NO
17031832900	UPPER	YES
17031833000	UPPER	NO
17031833100	UPPER	NO
17031833300	UPPER	YES

**Cook, ILLINOIS**

Census Tract	Tract Income Class	Minority Tract
17031833900	LOW	YES
17031834000	MODERATE	YES
17031834200	MODERATE	YES
17031834300	MODERATE	YES
17031834400	MIDDLE	YES
17031834500	LOW	YES
17031834600	LOW	YES
17031834700	LOW	YES
17031834800	MODERATE	YES
17031834900	LOW	YES
17031835000	LOW	YES
17031835100	LOW	YES
17031835200	MIDDLE	YES
17031835500	LOW	YES
17031835600	LOW	YES
17031835800	MODERATE	YES
17031836000	UPPER	YES
17031836100	LOW	YES
17031836200	UPPER	YES
17031836300	UPPER	YES
17031836400	MODERATE	YES
17031836500	MODERATE	YES
17031836600	MODERATE	YES
17031836700	MODERATE	YES
17031836800	LOW	YES
17031836900	LOW	YES
17031837000	LOW	YES



**Cook, ILLINOIS**

Census Tract	Tract Income Class	Minority Tract
17031837100	LOW	YES
17031837300	LOW	YES
17031837400	LOW	YES
17031837800	MODERATE	YES
17031838000	LOW	YES
17031838100	UPPER	YES
17031838200	UPPER	YES
17031838300	UPPER	NO
17031838600	LOW	YES
17031838700	LOW	YES
17031838800	LOW	YES
17031839000	UPPER	NO
17031839100	UPPER	NO
17031839200	MODERATE	YES
17031839500	UPPER	YES
17031839600	MODERATE	YES
17031839700	MIDDLE	YES
17031839800	MIDDLE	YES
17031839900	MIDDLE	YES
17031840000	MIDDLE	YES
17031840100	MODERATE	YES
17031840200	MODERATE	YES
17031840300	MODERATE	YES
17031840400	MODERATE	YES
17031840700	MIDDLE	YES
17031840800	LOW	YES
17031841000	UPPER	YES

**Cook, ILLINOIS**

Census Tract	Tract Income Class	Minority Tract
17031841100	MODERATE	YES
17031841200	MODERATE	YES
17031841300	MODERATE	YES
17031841500	LOW	YES
17031841700	LOW	YES
17031841800	LOW	YES
17031841900	UPPER	YES
17031842000	UPPER	YES
17031842100	LOW	YES
17031842200	UPPER	NO
17031842300	UPPER	NO
17031842400	MODERATE	YES
17031842500	LOW	YES
17031842600	MIDDLE	YES
17031842800	LOW	YES
17031842900	LOW	YES
17031843000	LOW	YES
17031843100	LOW	YES
17031843200	MODERATE	YES
17031843300	MODERATE	YES
17031843400	LOW	YES
17031843500	LOW	YES
17031843600	MODERATE	YES
17031843700	UPPER	NO
17031843800	MODERATE	YES
17031843900	MIDDLE	YES
17031844600	NA	YES

**Cook, ILLINOIS**

Census Tract	Tract Income Class	Minority Tract
17031844700	MODERATE	YES
17031980000	NA	NO
17031980100	NA	YES
17031990000	NA	NO

**Summary Data: Cook**

<b>Number of Census Tracts</b>	1,332
<b>Number of Minority Tracts</b>	787
<b>Percentage of Minority Tracts</b>	59.08%
<b>Number of Low Income Tracts</b>	225
<b>Percentage of Low Income Tracts</b>	16.89%
<b>Number of Moderate Income Tracts</b>	351
<b>Percentage of Moderate Income Tracts</b>	26.35%
<b>Number of Middle Income Tracts</b>	369
<b>Percentage of Middle Income Tracts</b>	27.70%
<b>Number of Upper Income Tracts</b>	371
<b>Percentage of Upper Income Tracts</b>	27.85%
<b>Number of NA Income Tracts</b>	16
<b>Percentage of NA Income Tracts</b>	1.20%

**Crawford, ILLINOIS**

Census Tract	Tract Income Class	Minority Tract
17033880100	MIDDLE	NO



**Crawford, ILLINOIS**

Census Tract	Tract Income Class	Minority Tract
17033880200	MIDDLE	NO
17033880300	MIDDLE	NO
17033880400	MODERATE	NO
17033880500	MIDDLE	NO
17033880600	UPPER	NO

**Summary Data: Crawford**

Number of Census Tracts	6
Number of Minority Tracts	0
Percentage of Minority Tracts	0.00%
Number of Low Income Tracts	0
Percentage of Low Income Tracts	0.00%
Number of Moderate Income Tracts	1
Percentage of Moderate Income Tracts	16.67%
Number of Middle Income Tracts	4
Percentage of Middle Income Tracts	66.67%
Number of Upper Income Tracts	1
Percentage of Upper Income Tracts	16.67%
Number of NA Income Tracts	0
Percentage of NA Income Tracts	0.00%

**Cumberland, ILLINOIS**

Census Tract	Tract Income Class	Minority Tract
17035972400	MIDDLE	NO
17035972500	MIDDLE	NO
17035972600	UPPER	NO

**Cumberland, ILLINOIS**

Census Tract	Tract Income Class	Minority Tract
17035972400	MIDDLE	NO
17035972500	MIDDLE	NO
17035972600	UPPER	NO

**Summary Data: Cumberland**

Number of Census Tracts	3
Number of Minority Tracts	0
Percentage of Minority Tracts	0.00%
Number of Low Income Tracts	0
Percentage of Low Income Tracts	0.00%
Number of Moderate Income Tracts	0
Percentage of Moderate Income Tracts	0.00%
Number of Middle Income Tracts	2
Percentage of Middle Income Tracts	66.67%
Number of Upper Income Tracts	1
Percentage of Upper Income Tracts	33.33%
Number of NA Income Tracts	0
Percentage of NA Income Tracts	0.00%

**De Witt, ILLINOIS**

Census Tract	Tract Income Class	Minority Tract
17039971400	UPPER	NO
17039971500	MIDDLE	NO

**De Witt, ILLINOIS**

Census Tract	Tract Income Class	Minority Tract
17039971600	UPPER	NO
17039971700	MIDDLE	NO
17039971800	MIDDLE	NO

**Summary Data: De Witt**

Number of Census Tracts	5
Number of Minority Tracts	0
Percentage of Minority Tracts	0.00%
Number of Low Income Tracts	0
Percentage of Low Income Tracts	0.00%
Number of Moderate Income Tracts	0
Percentage of Moderate Income Tracts	0.00%
Number of Middle Income Tracts	3
Percentage of Middle Income Tracts	60.00%
Number of Upper Income Tracts	2
Percentage of Upper Income Tracts	40.00%
Number of NA Income Tracts	0
Percentage of NA Income Tracts	0.00%

**DeKalb, ILLINOIS**

Census Tract	Tract Income Class	Minority Tract
17037000100	MIDDLE	NO
17037000200	MIDDLE	NO





**DeKalb, ILLINOIS**

Census Tract	Tract Income Class	Minority Tract
17037000300	MIDDLE	NO
17037000401	MIDDLE	NO
17037000402	MIDDLE	NO
17037000500	MODERATE	NO
17037000600	MIDDLE	NO
17037000700	MIDDLE	NO
17037000800	MODERATE	NO
17037000900	MIDDLE	NO
17037001002	LOW	YES
17037001003	NA	YES
17037001004	MIDDLE	NO
17037001300	MIDDLE	NO
17037001400	MIDDLE	NO
17037001500	MODERATE	NO
17037001600	MIDDLE	NO
17037001700	MIDDLE	NO
17037001800	MIDDLE	NO
17037001900	MIDDLE	NO
17037002000	MODERATE	NO
17037002100	MODERATE	NO
17037002200	NA	YES

**DeKalb, ILLINOIS**

Census Tract	Tract Income Class	Minority Tract
<b>Summary Data: DeKalb</b>		
<b>Number of Census Tracts</b>		23
<b>Number of Minority Tracts</b>		3
<b>Percentage of Minority Tracts</b>		13.04%
<b>Number of Low Income Tracts</b>		1
<b>Percentage of Low Income Tracts</b>		4.35%
<b>Number of Moderate Income Tracts</b>		5
<b>Percentage of Moderate Income Tracts</b>		21.74%
<b>Number of Middle Income Tracts</b>		15
<b>Percentage of Middle Income Tracts</b>		65.22%
<b>Number of Upper Income Tracts</b>		0
<b>Percentage of Upper Income Tracts</b>		0.00%
<b>Number of NA Income Tracts</b>		2
<b>Percentage of NA Income Tracts</b>		8.70%

**Douglas, ILLINOIS**

Census Tract	Tract Income Class	Minority Tract
17041952000	MIDDLE	NO
17041952100	MIDDLE	NO
17041952200	UPPER	NO
17041952300	MIDDLE	NO
17041952400	MIDDLE	NO

**Douglas, ILLINOIS**

Census Tract	Tract Income Class	Minority Tract
<b>Summary Data: Douglas</b>		
<b>Number of Census Tracts</b>		5
<b>Number of Minority Tracts</b>		0
<b>Percentage of Minority Tracts</b>		0.00%
<b>Number of Low Income Tracts</b>		0
<b>Percentage of Low Income Tracts</b>		0.00%
<b>Number of Moderate Income Tracts</b>		0
<b>Percentage of Moderate Income Tracts</b>		0.00%
<b>Number of Middle Income Tracts</b>		4
<b>Percentage of Middle Income Tracts</b>		80.00%
<b>Number of Upper Income Tracts</b>		1
<b>Percentage of Upper Income Tracts</b>		20.00%
<b>Number of NA Income Tracts</b>		0
<b>Percentage of NA Income Tracts</b>		0.00%

**DuPage, ILLINOIS**

Census Tract	Tract Income Class	Minority Tract
17043840000	MIDDLE	YES
17043840101	MIDDLE	YES
17043840102	MIDDLE	NO
17043840103	MIDDLE	NO
17043840104	MODERATE	YES



## DuPage, ILLINOIS

Census Tract	Tract Income Class	Minority Tract
17043840201	UPPER	NO
17043840202	MIDDLE	NO
17043840303	MODERATE	YES
17043840304	MIDDLE	NO
17043840600	UPPER	NO
17043840703	MIDDLE	YES
17043840704	MIDDLE	YES
17043840705	MIDDLE	NO
17043840706	MIDDLE	NO
17043840801	MODERATE	YES
17043840802	MIDDLE	YES
17043840901	MIDDLE	NO
17043840904	LOW	YES
17043840906	MODERATE	YES
17043840907	MIDDLE	YES
17043840908	MIDDLE	YES
17043840910	MODERATE	YES
17043840911	MIDDLE	YES
17043841002	UPPER	NO
17043841003	MIDDLE	NO
17043841004	UPPER	NO
17043841102	MIDDLE	NO
17043841103	MIDDLE	NO
17043841104	MIDDLE	NO
17043841108	MIDDLE	YES
17043841109	MODERATE	NO
17043841110	MIDDLE	NO

## DuPage, ILLINOIS

Census Tract	Tract Income Class	Minority Tract
17043841111	MIDDLE	NO
17043841112	UPPER	NO
17043841113	MIDDLE	NO
17043841114	MIDDLE	NO
17043841204	MIDDLE	YES
17043841205	UPPER	NO
17043841206	MIDDLE	NO
17043841207	MIDDLE	YES
17043841208	MODERATE	YES
17043841209	UPPER	NO
17043841210	MIDDLE	YES
17043841307	UPPER	NO
17043841308	UPPER	NO
17043841310	UPPER	NO
17043841312	MODERATE	YES
17043841313	MIDDLE	NO
17043841314	UPPER	NO
17043841315	MIDDLE	YES
17043841316	UPPER	NO
17043841318	MIDDLE	NO
17043841320	MIDDLE	YES
17043841321	UPPER	NO
17043841322	MIDDLE	YES
17043841323	MIDDLE	NO
17043841324	UPPER	NO
17043841325	UPPER	NO
17043841326	UPPER	NO

## DuPage, ILLINOIS

Census Tract	Tract Income Class	Minority Tract
17043841327	UPPER	NO
17043841401	MIDDLE	NO
17043841403	UPPER	NO
17043841404	UPPER	NO
17043841501	MODERATE	YES
17043841503	MIDDLE	YES
17043841504	MODERATE	YES
17043841603	MIDDLE	NO
17043841604	MIDDLE	NO
17043841605	MIDDLE	NO
17043841606	UPPER	NO
17043841607	MIDDLE	NO
17043841704	UPPER	NO
17043841705	MIDDLE	YES
17043841706	MIDDLE	YES
17043841707	MODERATE	YES
17043841708	MODERATE	YES
17043841801	UPPER	NO
17043841802	UPPER	NO
17043841901	UPPER	NO
17043841902	UPPER	NO
17043842000	UPPER	NO
17043842100	UPPER	NO
17043842200	UPPER	NO
17043842300	UPPER	NO
17043842400	MIDDLE	NO
17043842500	UPPER	NO

DuPage, ILLINOIS		
Census Tract	Tract Income Class	Minority Tract
17043842601	UPPER	NO
17043842602	UPPER	NO
17043842603	UPPER	NO
17043842604	UPPER	NO
17043842605	UPPER	NO
17043842702	UPPER	NO
17043842703	UPPER	NO
17043842704	MIDDLE	NO
17043842706	UPPER	NO
17043842708	UPPER	NO
17043842709	UPPER	NO
17043842710	MIDDLE	NO
17043842711	UPPER	NO
17043842800	UPPER	NO
17043842900	UPPER	NO
17043843000	UPPER	NO
17043843100	MIDDLE	NO
17043843200	MIDDLE	NO
17043843301	MIDDLE	NO
17043843302	MIDDLE	NO
17043843400	UPPER	NO
17043843500	UPPER	NO
17043843601	MIDDLE	NO
17043843602	MIDDLE	NO
17043843700	MIDDLE	NO
17043843800	MIDDLE	NO
17043843900	UPPER	NO

DuPage, ILLINOIS		
Census Tract	Tract Income Class	Minority Tract
17043844001	UPPER	NO
17043844002	UPPER	NO
17043844100	UPPER	NO
17043844201	MIDDLE	NO
17043844202	UPPER	NO
17043844304	MIDDLE	YES
17043844305	MIDDLE	NO
17043844306	MIDDLE	YES
17043844307	MIDDLE	YES
17043844308	MIDDLE	NO
17043844309	UPPER	NO
17043844310	MIDDLE	NO
17043844401	UPPER	NO
17043844402	UPPER	NO
17043844501	MIDDLE	NO
17043844502	UPPER	NO
17043844601	UPPER	NO
17043844602	UPPER	NO
17043844701	UPPER	NO
17043844702	UPPER	NO
17043844801	UPPER	NO
17043844802	UPPER	NO
17043844901	UPPER	NO
17043844902	UPPER	NO
17043845000	MIDDLE	NO
17043845100	UPPER	NO
17043845200	UPPER	NO

DuPage, ILLINOIS		
Census Tract	Tract Income Class	Minority Tract
17043845300	UPPER	NO
17043845401	UPPER	NO
17043845402	UPPER	NO
17043845502	MIDDLE	NO
17043845505	MIDDLE	NO
17043845506	MIDDLE	NO
17043845507	UPPER	NO
17043845508	UPPER	NO
17043845509	UPPER	NO
17043845510	MIDDLE	NO
17043845601	UPPER	NO
17043845602	UPPER	NO
17043845701	UPPER	NO
17043845702	UPPER	NO
17043845703	MIDDLE	NO
17043845704	MIDDLE	NO
17043845802	MIDDLE	NO
17043845803	MIDDLE	NO
17043845805	UPPER	NO
17043845807	UPPER	NO
17043845808	UPPER	NO
17043845809	UPPER	NO
17043845810	MIDDLE	NO
17043845811	MIDDLE	NO
17043845901	UPPER	NO
17043845902	UPPER	NO
17043846002	UPPER	NO



DuPage, ILLINOIS		
Census Tract	Tract Income Class	Minority Tract
17043846003	UPPER	NO
17043846004	MIDDLE	NO
17043846102	MIDDLE	NO
17043846103	UPPER	NO
17043846104	UPPER	NO
17043846105	UPPER	NO
17043846106	UPPER	NO
17043846201	UPPER	NO
17043846202	UPPER	NO
17043846203	UPPER	NO
17043846205	UPPER	NO
17043846206	UPPER	NO
17043846207	UPPER	NO
17043846208	UPPER	NO
17043846209	UPPER	NO
17043846304	UPPER	NO
17043846305	UPPER	NO
17043846307	MIDDLE	NO
17043846308	MIDDLE	YES
17043846310	MODERATE	YES
17043846311	MIDDLE	NO
17043846312	MIDDLE	NO
17043846313	UPPER	NO
17043846314	UPPER	NO
17043846315	UPPER	NO
17043846404	MIDDLE	NO
17043846405	UPPER	NO

DuPage, ILLINOIS		
Census Tract	Tract Income Class	Minority Tract
17043846408	UPPER	YES
17043846409	UPPER	NO
17043846410	UPPER	YES
17043846411	MIDDLE	YES
17043846412	MIDDLE	NO
17043846413	UPPER	NO
17043846504	UPPER	NO
17043846507	MIDDLE	YES
17043846509	MIDDLE	YES
17043846510	MIDDLE	YES
17043846511	MIDDLE	YES
17043846513	UPPER	YES
17043846514	UPPER	YES
17043846515	MIDDLE	YES
17043846517	MIDDLE	YES
17043846518	UPPER	NO
17043846519	UPPER	YES
17043846521	UPPER	NO
17043846522	UPPER	YES
17043846523	UPPER	NO
17043846524	UPPER	NO
17043846603	MODERATE	YES
17043846604	MIDDLE	YES
17043846701	MIDDLE	YES
17043846702	MIDDLE	YES

DuPage, ILLINOIS		
Census Tract	Tract Income Class	Minority Tract
<b>Summary Data: DuPage</b>		
<b>Number of Census Tracts</b>		219
<b>Number of Minority Tracts</b>		52
<b>Percentage of Minority Tracts</b>		23.74%
<b>Number of Low Income Tracts</b>		1
<b>Percentage of Low Income Tracts</b>		0.46%
<b>Number of Moderate Income Tracts</b>		14
<b>Percentage of Moderate Income Tracts</b>		6.39%
<b>Number of Middle Income Tracts</b>		90
<b>Percentage of Middle Income Tracts</b>		41.10%
<b>Number of Upper Income Tracts</b>		114
<b>Percentage of Upper Income Tracts</b>		52.05%
<b>Number of NA Income Tracts</b>		0
<b>Percentage of NA Income Tracts</b>		0.00%

Edgar, ILLINOIS		
Census Tract	Tract Income Class	Minority Tract
17045070100	MIDDLE	NO
17045070200	MIDDLE	NO
17045070300	MODERATE	NO
17045070400	MIDDLE	NO
17045070500	MIDDLE	NO



**Edgar, ILLINOIS**

Census Tract	Tract Income Class	Minority Tract
<b>Summary Data: Edgar</b>		
Number of Census Tracts		5
Number of Minority Tracts		0
Percentage of Minority Tracts		0.00%
Number of Low Income Tracts		0
Percentage of Low Income Tracts		0.00%
Number of Moderate Income Tracts		1
Percentage of Moderate Income Tracts		20.00%
Number of Middle Income Tracts		4
Percentage of Middle Income Tracts		80.00%
Number of Upper Income Tracts		0
Percentage of Upper Income Tracts		0.00%
Number of NA Income Tracts		0
Percentage of NA Income Tracts		0.00%

**Edwards, ILLINOIS**

Census Tract	Tract Income Class	Minority Tract
17047956900	MIDDLE	NO
17047957000	MIDDLE	NO
17047957100	MIDDLE	NO

**Edwards, ILLINOIS**

Census Tract	Tract Income Class	Minority Tract
<b>Summary Data: Edwards</b>		
Number of Census Tracts		3
Number of Minority Tracts		0
Percentage of Minority Tracts		0.00%
Number of Low Income Tracts		0
Percentage of Low Income Tracts		0.00%
Number of Moderate Income Tracts		0
Percentage of Moderate Income Tracts		0.00%
Number of Middle Income Tracts		3
Percentage of Middle Income Tracts		100.00%
Number of Upper Income Tracts		0
Percentage of Upper Income Tracts		0.00%
Number of NA Income Tracts		0
Percentage of NA Income Tracts		0.00%

**Effingham, ILLINOIS**

Census Tract	Tract Income Class	Minority Tract
17049950100	UPPER	NO
17049950200	UPPER	NO
17049950300	MIDDLE	NO
17049950400	MIDDLE	NO
17049950500	UPPER	NO

**Effingham, ILLINOIS**

Census Tract	Tract Income Class	Minority Tract
17049950600	UPPER	NO
17049950700	MIDDLE	NO
17049950800	MIDDLE	NO
<b>Summary Data: Effingham</b>		
Number of Census Tracts		8
Number of Minority Tracts		0
Percentage of Minority Tracts		0.00%
Number of Low Income Tracts		0
Percentage of Low Income Tracts		0.00%
Number of Moderate Income Tracts		0
Percentage of Moderate Income Tracts		0.00%
Number of Middle Income Tracts		4
Percentage of Middle Income Tracts		50.00%
Number of Upper Income Tracts		4
Percentage of Upper Income Tracts		50.00%
Number of NA Income Tracts		0
Percentage of NA Income Tracts		0.00%

**Fayette, ILLINOIS**

Census Tract	Tract Income Class	Minority Tract
17051950500	MIDDLE	NO
17051950600	MIDDLE	NO



**Fayette, ILLINOIS**

Census Tract	Tract Income Class	Minority Tract
17051950700	MIDDLE	NO
17051950800	MODERATE	NO
17051950900	MIDDLE	NO
17051951000	MODERATE	NO
17051951100	MIDDLE	NO

**Summary Data: Fayette**

Number of Census Tracts	7
Number of Minority Tracts	0
Percentage of Minority Tracts	0.00%
Number of Low Income Tracts	0
Percentage of Low Income Tracts	0.00%
Number of Moderate Income Tracts	2
Percentage of Moderate Income Tracts	28.57%
Number of Middle Income Tracts	5
Percentage of Middle Income Tracts	71.43%
Number of Upper Income Tracts	0
Percentage of Upper Income Tracts	0.00%
Number of NA Income Tracts	0
Percentage of NA Income Tracts	0.00%

**Ford, ILLINOIS**

Census Tract	Tract Income Class	Minority Tract
--------------	--------------------	----------------

**Ford, ILLINOIS**

Census Tract	Tract Income Class	Minority Tract
17053961600	MIDDLE	NO
17053961700	MIDDLE	NO
17053961800	MIDDLE	NO
17053961900	MIDDLE	NO
17053962000	MIDDLE	NO

**Summary Data: Ford**

Number of Census Tracts	5
Number of Minority Tracts	0
Percentage of Minority Tracts	0.00%
Number of Low Income Tracts	0
Percentage of Low Income Tracts	0.00%
Number of Moderate Income Tracts	0
Percentage of Moderate Income Tracts	0.00%
Number of Middle Income Tracts	5
Percentage of Middle Income Tracts	100.00%
Number of Upper Income Tracts	0
Percentage of Upper Income Tracts	0.00%
Number of NA Income Tracts	0
Percentage of NA Income Tracts	0.00%

**Franklin, ILLINOIS**

Census Tract	Tract Income Class	Minority Tract
--------------	--------------------	----------------

**Franklin, ILLINOIS**

Census Tract	Tract Income Class	Minority Tract
17055040100	MIDDLE	NO
17055040200	MIDDLE	NO
17055040300	MODERATE	NO
17055040400	MODERATE	NO
17055040500	MIDDLE	NO
17055040600	MIDDLE	NO
17055040700	MODERATE	NO
17055040800	MIDDLE	NO
17055040900	LOW	NO
17055041000	LOW	NO
17055041100	MODERATE	NO
17055041200	MIDDLE	NO



**Franklin, ILLINOIS**

Census Tract	Tract Income Class	Minority Tract
<b>Summary Data: Franklin</b>		
Number of Census Tracts		12
Number of Minority Tracts		0
Percentage of Minority Tracts		0.00%
Number of Low Income Tracts		2
Percentage of Low Income Tracts		16.67%
Number of Moderate Income Tracts		4
Percentage of Moderate Income Tracts		33.33%
Number of Middle Income Tracts		6
Percentage of Middle Income Tracts		50.00%
Number of Upper Income Tracts		0
Percentage of Upper Income Tracts		0.00%
Number of NA Income Tracts		0
Percentage of NA Income Tracts		0.00%

**Fulton, ILLINOIS**

Census Tract	Tract Income Class	Minority Tract
17057952800	MIDDLE	NO
17057952900	MIDDLE	NO
17057953000	MIDDLE	NO
17057953100	MIDDLE	NO
17057953200	MIDDLE	NO

**Fulton, ILLINOIS**

Census Tract	Tract Income Class	Minority Tract
17057953300	UPPER	NO
17057953400	MIDDLE	NO
17057953500	MODERATE	NO
17057953600	MODERATE	NO
17057953700	MODERATE	NO
17057953800	MIDDLE	NO
17057953900	MODERATE	NO

**Summary Data: Fulton**

Number of Census Tracts	12
Number of Minority Tracts	0
Percentage of Minority Tracts	0.00%
Number of Low Income Tracts	0
Percentage of Low Income Tracts	0.00%
Number of Moderate Income Tracts	4
Percentage of Moderate Income Tracts	33.33%
Number of Middle Income Tracts	7
Percentage of Middle Income Tracts	58.33%
Number of Upper Income Tracts	1
Percentage of Upper Income Tracts	8.33%
Number of NA Income Tracts	0
Percentage of NA Income Tracts	0.00%

**Gallatin, ILLINOIS**

Census Tract	Tract Income Class	Minority Tract
17059972700	MIDDLE	NO
17059972800	MODERATE	NO

**Summary Data: Gallatin**

Number of Census Tracts	2
Number of Minority Tracts	0
Percentage of Minority Tracts	0.00%
Number of Low Income Tracts	0
Percentage of Low Income Tracts	0.00%
Number of Moderate Income Tracts	1
Percentage of Moderate Income Tracts	50.00%
Number of Middle Income Tracts	1
Percentage of Middle Income Tracts	50.00%
Number of Upper Income Tracts	0
Percentage of Upper Income Tracts	0.00%
Number of NA Income Tracts	0
Percentage of NA Income Tracts	0.00%

**Greene, ILLINOIS**

Census Tract	Tract Income Class	Minority Tract
17061973600	MIDDLE	NO
17061973700	MODERATE	NO
17061973800	MIDDLE	NO



**Greene, ILLINOIS**

Census Tract	Tract Income Class	Minority Tract
17061973900	MODERATE	NO
17061974000	MIDDLE	NO

**Summary Data: Greene**

Number of Census Tracts	5
Number of Minority Tracts	0
Percentage of Minority Tracts	0.00%
Number of Low Income Tracts	0
Percentage of Low Income Tracts	0.00%
Number of Moderate Income Tracts	2
Percentage of Moderate Income Tracts	40.00%
Number of Middle Income Tracts	3
Percentage of Middle Income Tracts	60.00%
Number of Upper Income Tracts	0
Percentage of Upper Income Tracts	0.00%
Number of NA Income Tracts	0
Percentage of NA Income Tracts	0.00%

**Grundy, ILLINOIS**

Census Tract	Tract Income Class	Minority Tract
17063000102	MIDDLE	NO
17063000103	MIDDLE	NO
17063000200	MIDDLE	NO

**Grundy, ILLINOIS**

Census Tract	Tract Income Class	Minority Tract
17063000300	MODERATE	NO
17063000400	MIDDLE	NO
17063000500	MIDDLE	NO
17063000600	MIDDLE	NO
17063000700	MIDDLE	NO
17063000800	MIDDLE	NO
17063000900	MIDDLE	NO

**Summary Data: Grundy**

Number of Census Tracts	10
Number of Minority Tracts	0
Percentage of Minority Tracts	0.00%
Number of Low Income Tracts	0
Percentage of Low Income Tracts	0.00%
Number of Moderate Income Tracts	1
Percentage of Moderate Income Tracts	10.00%
Number of Middle Income Tracts	9
Percentage of Middle Income Tracts	90.00%
Number of Upper Income Tracts	0
Percentage of Upper Income Tracts	0.00%
Number of NA Income Tracts	0
Percentage of NA Income Tracts	0.00%

**Hamilton, ILLINOIS**

Census Tract	Tract Income Class	Minority Tract
17065973100	MIDDLE	NO
17065973200	MIDDLE	NO
17065973300	MIDDLE	NO

**Summary Data: Hamilton**

Number of Census Tracts	3
Number of Minority Tracts	0
Percentage of Minority Tracts	0.00%
Number of Low Income Tracts	0
Percentage of Low Income Tracts	0.00%
Number of Moderate Income Tracts	0
Percentage of Moderate Income Tracts	0.00%
Number of Middle Income Tracts	3
Percentage of Middle Income Tracts	100.00%
Number of Upper Income Tracts	0
Percentage of Upper Income Tracts	0.00%
Number of NA Income Tracts	0
Percentage of NA Income Tracts	0.00%

**Hancock, ILLINOIS**

Census Tract	Tract Income Class	Minority Tract
17067953700	MIDDLE	NO
17067953800	UPPER	NO





**Hancock, ILLINOIS**

Census Tract	Tract Income Class	Minority Tract
17067953900	MIDDLE	NO
17067954000	MIDDLE	NO
17067954100	MIDDLE	NO
17067954200	MIDDLE	NO
17067954300	MIDDLE	NO

**Summary Data: Hancock**

Number of Census Tracts	7
Number of Minority Tracts	0
Percentage of Minority Tracts	0.00%
Number of Low Income Tracts	0
Percentage of Low Income Tracts	0.00%
Number of Moderate Income Tracts	0
Percentage of Moderate Income Tracts	0.00%
Number of Middle Income Tracts	6
Percentage of Middle Income Tracts	85.71%
Number of Upper Income Tracts	1
Percentage of Upper Income Tracts	14.29%
Number of NA Income Tracts	0
Percentage of NA Income Tracts	0.00%

**Hardin, ILLINOIS**

Census Tract	Tract Income Class	Minority Tract

**Hardin, ILLINOIS**

Census Tract	Tract Income Class	Minority Tract
17069970900	MIDDLE	NO
17069971000	MIDDLE	NO

**Summary Data: Hardin**

Number of Census Tracts	2
Number of Minority Tracts	0
Percentage of Minority Tracts	0.00%
Number of Low Income Tracts	0
Percentage of Low Income Tracts	0.00%
Number of Moderate Income Tracts	0
Percentage of Moderate Income Tracts	0.00%
Number of Middle Income Tracts	2
Percentage of Middle Income Tracts	100.00%
Number of Upper Income Tracts	0
Percentage of Upper Income Tracts	0.00%
Number of NA Income Tracts	0
Percentage of NA Income Tracts	0.00%

**Henderson, ILLINOIS**

Census Tract	Tract Income Class	Minority Tract
17071973300	MIDDLE	NO
17071973400	MIDDLE	NO
17071973500	MIDDLE	NO

**Henderson, ILLINOIS**

Census Tract	Tract Income Class	Minority Tract

**Summary Data: Henderson**

Number of Census Tracts	3
Number of Minority Tracts	0
Percentage of Minority Tracts	0.00%
Number of Low Income Tracts	0
Percentage of Low Income Tracts	0.00%
Number of Moderate Income Tracts	0
Percentage of Moderate Income Tracts	0.00%
Number of Middle Income Tracts	3
Percentage of Middle Income Tracts	100.00%
Number of Upper Income Tracts	0
Percentage of Upper Income Tracts	0.00%
Number of NA Income Tracts	0
Percentage of NA Income Tracts	0.00%

**Henry, ILLINOIS**

Census Tract	Tract Income Class	Minority Tract
17073030100	MIDDLE	NO
17073030201	MIDDLE	NO
17073030202	MIDDLE	NO
17073030203	UPPER	NO
17073030301	MIDDLE	NO

**Henry, ILLINOIS**

Census Tract	Tract Income Class	Minority Tract
17073030302	MIDDLE	NO
17073030400	MIDDLE	NO
17073030500	MIDDLE	NO
17073030600	MODERATE	NO
17073030800	LOW	NO
17073030900	MODERATE	NO
17073031000	MODERATE	NO
17073031100	MIDDLE	NO
17073031200	MIDDLE	NO

**Summary Data: Henry**

Number of Census Tracts	14
Number of Minority Tracts	0
Percentage of Minority Tracts	0.00%
Number of Low Income Tracts	1
Percentage of Low Income Tracts	7.14%
Number of Moderate Income Tracts	3
Percentage of Moderate Income Tracts	21.43%
Number of Middle Income Tracts	9
Percentage of Middle Income Tracts	64.29%
Number of Upper Income Tracts	1
Percentage of Upper Income Tracts	7.14%
Number of NA Income Tracts	0
Percentage of NA Income Tracts	0.00%

**Iroquois, ILLINOIS**

Census Tract	Tract Income Class	Minority Tract
17075950100	MIDDLE	NO
17075950200	MIDDLE	NO
17075950300	MIDDLE	NO
17075950400	MODERATE	NO
17075950500	MIDDLE	NO
17075950600	MIDDLE	NO
17075950700	UPPER	NO
17075950800	MIDDLE	NO
17075950900	MIDDLE	NO

**Summary Data: Iroquois**

Number of Census Tracts	9
Number of Minority Tracts	0
Percentage of Minority Tracts	0.00%
Number of Low Income Tracts	0
Percentage of Low Income Tracts	0.00%
Number of Moderate Income Tracts	3
Percentage of Moderate Income Tracts	11.11%
Number of Middle Income Tracts	7
Percentage of Middle Income Tracts	77.78%
Number of Upper Income Tracts	1
Percentage of Upper Income Tracts	11.11%
Number of NA Income Tracts	0
Percentage of NA Income Tracts	0.00%

**Jackson, ILLINOIS**

Census Tract	Tract Income Class	Minority Tract
17077010100	MIDDLE	NO
17077010200	MODERATE	NO
17077010300	MIDDLE	NO
17077010400	UPPER	NO
17077010601	NA	NO
17077010602	MODERATE	NO
17077010700	MODERATE	NO
17077010800	MODERATE	NO
17077010900	MODERATE	YES
17077011001	UPPER	NO
17077011002	UPPER	NO
17077011100	NA	YES
17077011200	LOW	YES
17077011400	MIDDLE	NO
17077011600	UPPER	NO
17077011701	MODERATE	NO
17077011702	UPPER	NO

**Jackson, ILLINOIS**

Census Tract	Tract Income Class	Minority Tract
<b>Summary Data: Jackson</b>		
Number of Census Tracts		17
Number of Minority Tracts		3
Percentage of Minority Tracts		17.65%
Number of Low Income Tracts		1
Percentage of Low Income Tracts		5.88%
Number of Moderate Income Tracts		6
Percentage of Moderate Income Tracts		35.29%
Number of Middle Income Tracts		3
Percentage of Middle Income Tracts		17.65%
Number of Upper Income Tracts		5
Percentage of Upper Income Tracts		29.41%
Number of NA Income Tracts		2
Percentage of NA Income Tracts		11.76%

**Jasper, ILLINOIS**

Census Tract	Tract Income Class	Minority Tract
17079977300	MIDDLE	NO
17079977400	MIDDLE	NO
17079977500	MIDDLE	NO

**Jasper, ILLINOIS**

Census Tract	Tract Income Class	Minority Tract
<b>Summary Data: Jasper</b>		
Number of Census Tracts		3
Number of Minority Tracts		0
Percentage of Minority Tracts		0.00%
Number of Low Income Tracts		0
Percentage of Low Income Tracts		0.00%
Number of Moderate Income Tracts		0
Percentage of Moderate Income Tracts		0.00%
Number of Middle Income Tracts		3
Percentage of Middle Income Tracts		100.00%
Number of Upper Income Tracts		0
Percentage of Upper Income Tracts		0.00%
Number of NA Income Tracts		0
Percentage of NA Income Tracts		0.00%

**Jefferson, ILLINOIS**

Census Tract	Tract Income Class	Minority Tract
17081050100	MIDDLE	NO
17081050200	MIDDLE	NO
17081050300	MIDDLE	NO
17081050400	MIDDLE	NO
17081050500	MODERATE	NO

**Jefferson, ILLINOIS**

Census Tract	Tract Income Class	Minority Tract
17081050600	MIDDLE	NO
17081050700	MIDDLE	NO
17081050800	UPPER	NO
17081050900	MODERATE	NO
17081051000	MODERATE	YES
17081051100	MODERATE	NO
<b>Summary Data: Jefferson</b>		
Number of Census Tracts		11
Number of Minority Tracts		1
Percentage of Minority Tracts		9.09%
Number of Low Income Tracts		0
Percentage of Low Income Tracts		0.00%
Number of Moderate Income Tracts		4
Percentage of Moderate Income Tracts		36.36%
Number of Middle Income Tracts		6
Percentage of Middle Income Tracts		54.55%
Number of Upper Income Tracts		1
Percentage of Upper Income Tracts		9.09%
Number of NA Income Tracts		0
Percentage of NA Income Tracts		0.00%

**Jersey, ILLINOIS**

Census Tract	Tract Income Class	Minority Tract
17083010100	MIDDLE	NO
17083010200	MIDDLE	NO
17083010300	UPPER	NO
17083010401	UPPER	NO
17083010402	MIDDLE	NO
17083010500	MIDDLE	NO

**Summary Data: Jersey**

Number of Census Tracts	6
Number of Minority Tracts	0
Percentage of Minority Tracts	0.00%
Number of Low Income Tracts	0
Percentage of Low Income Tracts	0.00%
Number of Moderate Income Tracts	0
Percentage of Moderate Income Tracts	0.00%
Number of Middle Income Tracts	4
Percentage of Middle Income Tracts	66.67%
Number of Upper Income Tracts	2
Percentage of Upper Income Tracts	33.33%
Number of NA Income Tracts	0
Percentage of NA Income Tracts	0.00%

**Jo Daviess, ILLINOIS**

Census Tract	Tract Income Class	Minority Tract
17085020101	UPPER	NO
17085020102	MIDDLE	NO
17085020200	MIDDLE	NO
17085020300	MIDDLE	NO
17085020401	UPPER	NO
17085020402	MIDDLE	NO
17085020500	MIDDLE	NO

**Summary Data: Jo Daviess**

Number of Census Tracts	7
Number of Minority Tracts	0
Percentage of Minority Tracts	0.00%
Number of Low Income Tracts	0
Percentage of Low Income Tracts	0.00%
Number of Moderate Income Tracts	0
Percentage of Moderate Income Tracts	0.00%
Number of Middle Income Tracts	5
Percentage of Middle Income Tracts	71.43%
Number of Upper Income Tracts	2
Percentage of Upper Income Tracts	28.57%
Number of NA Income Tracts	0
Percentage of NA Income Tracts	0.00%

**Johnson, ILLINOIS**


Census Tract	Tract Income Class	Minority Tract
17087977600	MIDDLE	NO
17087977700	MIDDLE	NO
17087977800	MODERATE	NO
17087980000	NA	YES

**Summary Data: Johnson**

Number of Census Tracts	4
Number of Minority Tracts	1
Percentage of Minority Tracts	25.00%
Number of Low Income Tracts	0
Percentage of Low Income Tracts	0.00%
Number of Moderate Income Tracts	1
Percentage of Moderate Income Tracts	25.00%
Number of Middle Income Tracts	2
Percentage of Middle Income Tracts	50.00%
Number of Upper Income Tracts	0
Percentage of Upper Income Tracts	0.00%
Number of NA Income Tracts	1
Percentage of NA Income Tracts	25.00%

**Kane, ILLINOIS**

Census Tract	Tract Income Class	Minority Tract
17089850101	MIDDLE	YES



**Kane, ILLINOIS**

Census Tract	Tract Income Class	Minority Tract
17089850103	UPPER	NO
17089850105	UPPER	NO
17089850106	UPPER	NO
17089850201	MODERATE	YES
17089850202	MODERATE	YES
17089850301	MODERATE	YES
17089850302	MODERATE	YES
17089850400	MIDDLE	NO
17089850500	MIDDLE	NO
17089850600	UPPER	NO
17089850703	UPPER	NO
17089850704	MODERATE	NO
17089850705	MIDDLE	NO
17089850706	NA	NO
17089850707	MIDDLE	NO
17089850708	MIDDLE	NO
17089850709	UPPER	NO
17089850710	MIDDLE	NO
17089850711	UPPER	NO
17089850800	MODERATE	YES
17089851000	MODERATE	YES
17089851101	MODERATE	YES
17089851102	MODERATE	YES
17089851301	LOW	YES
17089851302	MODERATE	YES
17089851400	MODERATE	YES
17089851500	MIDDLE	YES

**Kane, ILLINOIS**

Census Tract	Tract Income Class	Minority Tract
17089851600	MODERATE	YES
17089851801	MIDDLE	NO
17089851904	MIDDLE	YES
17089851907	MIDDLE	NO
17089851908	MIDDLE	YES
17089851909	MIDDLE	NO
17089851910	MIDDLE	YES
17089851911	UPPER	NO
17089851912	MODERATE	NO
17089851913	MIDDLE	NO
17089852001	MIDDLE	NO
17089852002	MIDDLE	NO
17089852004	UPPER	NO
17089852005	UPPER	NO
17089852101	UPPER	NO
17089852103	UPPER	NO
17089852104	UPPER	NO
17089852201	MIDDLE	NO
17089852203	MIDDLE	NO
17089852204	UPPER	NO
17089852300	MIDDLE	NO
17089852403	MIDDLE	NO
17089852404	UPPER	NO
17089852405	UPPER	NO
17089852406	UPPER	NO
17089852407	UPPER	NO
17089852408	UPPER	NO

**Kane, ILLINOIS**

Census Tract	Tract Income Class	Minority Tract
17089852500	MIDDLE	NO
17089852606	UPPER	NO
17089852607	UPPER	NO
17089852608	UPPER	NO
17089852700	UPPER	NO
17089852803	MIDDLE	NO
17089852805	MIDDLE	NO
17089852806	UPPER	NO
17089852807	UPPER	NO
17089852808	UPPER	NO
17089852903	MIDDLE	YES
17089852904	MODERATE	YES
17089852905	MODERATE	YES
17089852906	MIDDLE	YES
17089852907	MODERATE	YES
17089853001	MIDDLE	NO
17089853004	MODERATE	NO
17089853005	MODERATE	YES
17089853006	MODERATE	YES
17089853007	MODERATE	YES
17089853008	MODERATE	YES
17089853100	MODERATE	YES
17089853200	MODERATE	YES
17089853300	MODERATE	YES
17089853401	MODERATE	YES
17089853402	MODERATE	YES
17089853500	MODERATE	YES



**Kane, ILLINOIS**

Census Tract	Tract Income Class	Minority Tract
17089853601	NA	YES
17089853602	MODERATE	YES
17089853900	MIDDLE	NO
17089854001	MIDDLE	NO
17089854002	MODERATE	YES
17089854100	MODERATE	YES
17089854200	MODERATE	YES
17089854301	MODERATE	YES
17089854302	MODERATE	YES
17089854401	MODERATE	YES
17089854402	MIDDLE	YES
17089854403	MODERATE	YES
17089854504	UPPER	NO
17089854505	UPPER	NO
17089854506	UPPER	NO
17089854507	UPPER	NO
17089854508	UPPER	NO
17089854509	UPPER	NO
17089854600	MODERATE	YES
17089854700	MODERATE	YES
17089854800	UPPER	NO
17089854900	MODERATE	YES

**Kane, ILLINOIS**

Census Tract	Tract Income Class	Minority Tract
<b>Summary Data: Kane</b>		
<b>Number of Census Tracts</b>		104
<b>Number of Minority Tracts</b>		45
<b>Percentage of Minority Tracts</b>		43.27%
<b>Number of Low Income Tracts</b>		1
<b>Percentage of Low Income Tracts</b>		0.96%
<b>Number of Moderate Income Tracts</b>		38
<b>Percentage of Moderate Income Tracts</b>		36.54%
<b>Number of Middle Income Tracts</b>		30
<b>Percentage of Middle Income Tracts</b>		28.85%
<b>Number of Upper Income Tracts</b>		33
<b>Percentage of Upper Income Tracts</b>		31.73%
<b>Number of NA Income Tracts</b>		2
<b>Percentage of NA Income Tracts</b>		1.92%

**Kankakee, ILLINOIS**

Census Tract	Tract Income Class	Minority Tract
17091010100	UPPER	NO
17091010201	UPPER	NO
17091010203	UPPER	NO
17091010204	MIDDLE	NO
17091010300	MIDDLE	NO

**Kankakee, ILLINOIS**

Census Tract	Tract Income Class	Minority Tract
17091010400	UPPER	NO
17091010500	UPPER	NO
17091010601	UPPER	NO
17091010602	MIDDLE	NO
17091010701	UPPER	NO
17091010702	MODERATE	NO
17091010800	MIDDLE	NO
17091010900	MIDDLE	NO
17091011000	MODERATE	YES
17091011100	MIDDLE	NO
17091011200	MIDDLE	NO
17091011300	MIDDLE	NO
17091011400	MODERATE	YES
17091011500	LOW	YES
17091011600	MODERATE	YES
17091011700	MODERATE	YES
17091011800	MODERATE	NO
17091011900	MODERATE	NO
17091012000	MIDDLE	NO
17091012100	MIDDLE	NO
17091012200	MIDDLE	NO
17091012300	MODERATE	YES
17091012400	MIDDLE	YES
17091012500	MODERATE	NO
17091012600	UPPER	NO



Kankakee, ILLINOIS		
Census Tract	Tract Income Class	Minority Tract
<b>Summary Data: Kankakee</b>		
Number of Census Tracts		30
Number of Minority Tracts		7
Percentage of Minority Tracts		23.33%
Number of Low Income Tracts		1
Percentage of Low Income Tracts		3.33%
Number of Moderate Income Tracts		9
Percentage of Moderate Income Tracts		30.00%
Number of Middle Income Tracts		12
Percentage of Middle Income Tracts		40.00%
Number of Upper Income Tracts		8
Percentage of Upper Income Tracts		26.67%
Number of NA Income Tracts		0
Percentage of NA Income Tracts		0.00%

Kendall, ILLINOIS		
Census Tract	Tract Income Class	Minority Tract
17093890108	UPPER	NO
17093890201	MODERATE	NO
17093890202	MODERATE	NO
17093890301	MIDDLE	NO
17093890302	MIDDLE	NO
17093890401	MIDDLE	NO
17093890402	UPPER	NO
17093890403	MIDDLE	NO
17093890404	MIDDLE	NO
17093890501	MIDDLE	NO
17093890502	MIDDLE	NO
17093890601	MIDDLE	NO
17093890602	UPPER	NO
17093890701	MIDDLE	NO
17093890702	UPPER	NO
17093890703	MIDDLE	NO

Kendall, ILLINOIS		
Census Tract	Tract Income Class	Minority Tract
<b>Summary Data: Kendall</b>		
Number of Census Tracts		21
Number of Minority Tracts		0
Percentage of Minority Tracts		0.00%
Number of Low Income Tracts		0
Percentage of Low Income Tracts		0.00%
Number of Moderate Income Tracts		2
Percentage of Moderate Income Tracts		9.52%
Number of Middle Income Tracts		12
Percentage of Middle Income Tracts		57.14%
Number of Upper Income Tracts		7
Percentage of Upper Income Tracts		33.33%
Number of NA Income Tracts		0
Percentage of NA Income Tracts		0.00%

Kendall, ILLINOIS		
Census Tract	Tract Income Class	Minority Tract
17093890103	UPPER	NO
17093890104	UPPER	NO
17093890105	MIDDLE	NO
17093890106	UPPER	NO
17093890107	MIDDLE	NO

Knox, ILLINOIS		
Census Tract	Tract Income Class	Minority Tract
17095000100	MIDDLE	NO
17095000200	MIDDLE	NO
17095000300	MIDDLE	NO
17095000400	MIDDLE	NO
17095000500	MIDDLE	NO



**Knox, ILLINOIS**

Census Tract	Tract Income Class	Minority Tract
17095000600	MIDDLE	NO
17095000700	MODERATE	NO
17095000800	NA	NO
17095000900	MODERATE	NO
17095001000	MIDDLE	NO
17095001100	MODERATE	NO
17095001200	MIDDLE	NO
17095001300	MIDDLE	NO
17095001400	UPPER	NO
17095001500	MIDDLE	NO
17095001600	MIDDLE	NO

**Knox, ILLINOIS**

Census Tract	Tract Income Class	Minority Tract
<b>Summary Data: Knox</b>		
<b>Number of Census Tracts</b>		16
<b>Number of Minority Tracts</b>		0
<b>Percentage of Minority Tracts</b>		0.00%
<b>Number of Low Income Tracts</b>		0
<b>Percentage of Low Income Tracts</b>		0.00%
<b>Number of Moderate Income Tracts</b>		3
<b>Percentage of Moderate Income Tracts</b>		18.75%
<b>Number of Middle Income Tracts</b>		11
<b>Percentage of Middle Income Tracts</b>		68.75%
<b>Number of Upper Income Tracts</b>		1
<b>Percentage of Upper Income Tracts</b>		6.25%
<b>Number of NA Income Tracts</b>		1
<b>Percentage of NA Income Tracts</b>		6.25%

**Lake, ILLINOIS**

Census Tract	Tract Income Class	Minority Tract
17097860103	MIDDLE	NO
17097860104	MIDDLE	NO
17097860105	MIDDLE	YES
17097860106	MIDDLE	YES
17097860200	MODERATE	YES

**Lake, ILLINOIS**

Census Tract	Tract Income Class	Minority Tract
17097860301	LOW	YES
17097860302	LOW	YES
17097860400	MODERATE	YES
17097860500	MODERATE	YES
17097860600	MODERATE	YES
17097860805	MIDDLE	NO
17097860806	MIDDLE	NO
17097860807	MIDDLE	NO
17097860808	MIDDLE	NO
17097860809	MIDDLE	NO
17097860811	MIDDLE	NO
17097860812	MIDDLE	NO
17097860813	MIDDLE	NO
17097860903	MODERATE	NO
17097860905	MIDDLE	NO
17097860906	MIDDLE	NO
17097860907	MIDDLE	NO
17097860908	MIDDLE	NO
17097861007	UPPER	NO
17097861008	MIDDLE	NO
17097861009	UPPER	NO
17097861010	MIDDLE	NO
17097861011	MIDDLE	NO
17097861012	MIDDLE	NO
17097861013	MIDDLE	NO
17097861014	MIDDLE	NO
17097861105	MIDDLE	NO





Lake, ILLINOIS

Census Tract	Tract Income Class	Minority Tract
17097861106	UPPER	NO
17097861107	UPPER	NO
17097861108	MIDDLE	NO
17097861201	MIDDLE	YES
17097861202	MIDDLE	YES
17097861301	MODERATE	YES
17097861303	MODERATE	YES
17097861304	MODERATE	YES
17097861402	MIDDLE	YES
17097861403	MODERATE	YES
17097861404	MODERATE	YES
17097861504	MODERATE	YES
17097861505	MIDDLE	NO
17097861506	MIDDLE	YES
17097861507	MIDDLE	YES
17097861508	MIDDLE	NO
17097861509	MIDDLE	NO
17097861510	MIDDLE	YES
17097861603	UPPER	NO
17097861604	UPPER	NO
17097861607	MODERATE	NO
17097861608	MIDDLE	NO
17097861609	UPPER	YES
17097861610	UPPER	NO
17097861611	UPPER	NO
17097861701	MIDDLE	YES
17097861702	MIDDLE	YES

Lake, ILLINOIS

Census Tract	Tract Income Class	Minority Tract
17097861803	MODERATE	YES
17097861804	MODERATE	YES
17097861901	MODERATE	YES
17097861902	MODERATE	YES
17097862000	MODERATE	YES
17097862100	MODERATE	YES
17097862200	MODERATE	YES
17097862300	LOW	YES
17097862401	LOW	YES
17097862402	MODERATE	YES
17097862501	MODERATE	YES
17097862502	MODERATE	YES
17097862603	LOW	YES
17097862604	MODERATE	YES
17097862605	LOW	YES
17097862700	LOW	YES
17097862800	LOW	YES
17097862901	MODERATE	YES
17097862902	MODERATE	YES
17097863003	NA	YES
17097863004	MODERATE	YES
17097863005	NA	YES
17097863006	NA	YES
17097863100	LOW	YES
17097863201	MODERATE	YES
17097863202	UPPER	NO
17097863300	UPPER	NO

Lake, ILLINOIS

Census Tract	Tract Income Class	Minority Tract
17097863400	UPPER	NO
17097863500	UPPER	NO
17097863601	UPPER	NO
17097863603	UPPER	NO
17097863604	UPPER	NO
17097863701	UPPER	NO
17097863702	MIDDLE	NO
17097863801	UPPER	NO
17097863902	MIDDLE	NO
17097863903	UPPER	NO
17097863904	UPPER	NO
17097864001	MIDDLE	NO
17097864002	MODERATE	YES
17097864105	UPPER	NO
17097864106	MIDDLE	NO
17097864107	MIDDLE	NO
17097864108	MIDDLE	NO
17097864109	UPPER	NO
17097864110	MIDDLE	NO
17097864203	MIDDLE	NO
17097864204	MIDDLE	NO
17097864206	MODERATE	NO
17097864207	UPPER	NO
17097864208	MIDDLE	NO
17097864303	UPPER	NO
17097864305	UPPER	NO
17097864306	UPPER	NO



**Lake, ILLINOIS**

Census Tract	Tract Income Class	Minority Tract
17097864307	UPPER	NO
17097864308	UPPER	NO
17097864402	UPPER	NO
17097864403	UPPER	NO
17097864407	UPPER	NO
17097864408	MIDDLE	NO
17097864409	MIDDLE	NO
17097864410	UPPER	NO
17097864411	UPPER	NO
17097864412	UPPER	NO
17097864510	MIDDLE	YES
17097864511	MIDDLE	NO
17097864512	UPPER	NO
17097864513	UPPER	NO
17097864514	UPPER	YES
17097864515	UPPER	NO
17097864516	UPPER	NO
17097864517	UPPER	NO
17097864518	UPPER	NO
17097864519	UPPER	NO
17097864520	UPPER	NO
17097864521	UPPER	NO
17097864522	UPPER	NO
17097864523	UPPER	NO
17097864524	MIDDLE	NO
17097864601	UPPER	NO
17097864602	UPPER	NO

**Lake, ILLINOIS**

Census Tract	Tract Income Class	Minority Tract
17097864700	UPPER	NO
17097864801	UPPER	NO
17097864802	UPPER	NO
17097864901	UPPER	NO
17097864903	UPPER	NO
17097864904	UPPER	NO
17097865000	UPPER	NO
17097865200	MIDDLE	YES
17097865300	UPPER	NO
17097865400	MIDDLE	NO
17097865501	UPPER	NO
17097865502	UPPER	NO
17097865600	UPPER	NO
17097865700	UPPER	NO
17097865801	UPPER	NO
17097865802	UPPER	NO
17097866000	MIDDLE	NO
17097866100	MODERATE	YES
17097866200	UPPER	NO
17097990000	NA	NO

**Lake, ILLINOIS**

Census Tract	Tract Income Class	Minority Tract
<b>Summary Data: Lake</b>		
<b>Number of Census Tracts</b>		160
<b>Number of Minority Tracts</b>		53
<b>Percentage of Minority Tracts</b>		33.13%
<b>Number of Low Income Tracts</b>		9
<b>Percentage of Low Income Tracts</b>		5.63%
<b>Number of Moderate Income Tracts</b>		30
<b>Percentage of Moderate Income Tracts</b>		18.75%
<b>Number of Middle Income Tracts</b>		54
<b>Percentage of Middle Income Tracts</b>		33.75%
<b>Number of Upper Income Tracts</b>		63
<b>Percentage of Upper Income Tracts</b>		39.38%
<b>Number of NA Income Tracts</b>		4
<b>Percentage of NA Income Tracts</b>		2.50%

**LaSalle, ILLINOIS**

Census Tract	Tract Income Class	Minority Tract
17099961701	UPPER	NO
17099961702	MIDDLE	NO
17099961800	MIDDLE	NO
17099961900	MIDDLE	NO
17099962000	MIDDLE	NO



**LaSalle, ILLINOIS**

Census Tract	Tract Income Class	Minority Tract
17099962100	MIDDLE	NO
17099962200	UPPER	NO
17099962300	UPPER	NO
17099962400	MIDDLE	NO
17099962500	MIDDLE	NO
17099962600	MIDDLE	NO
17099962700	MODERATE	NO
17099962800	MIDDLE	NO
17099962900	MIDDLE	NO
17099963000	MIDDLE	NO
17099963100	MIDDLE	NO
17099963200	MIDDLE	NO
17099963300	MODERATE	NO
17099963400	MIDDLE	NO
17099963500	MIDDLE	NO
17099963600	MIDDLE	NO
17099963700	MIDDLE	NO
17099963800	MIDDLE	NO
17099963900	MIDDLE	NO
17099964000	UPPER	NO
17099964100	UPPER	NO
17099964200	MIDDLE	NO
17099964300	MIDDLE	NO

**LaSalle, ILLINOIS**

Census Tract	Tract Income Class	Minority Tract
<b>Summary Data: LaSalle</b>		
<b>Number of Census Tracts</b>		28
<b>Number of Minority Tracts</b>		0
<b>Percentage of Minority Tracts</b>		0.00%
<b>Number of Low Income Tracts</b>		0
<b>Percentage of Low Income Tracts</b>		0.00%
<b>Number of Moderate Income Tracts</b>		2
<b>Percentage of Moderate Income Tracts</b>		7.14%
<b>Number of Middle Income Tracts</b>		21
<b>Percentage of Middle Income Tracts</b>		75.00%
<b>Number of Upper Income Tracts</b>		5
<b>Percentage of Upper Income Tracts</b>		17.86%
<b>Number of NA Income Tracts</b>		0
<b>Percentage of NA Income Tracts</b>		0.00%

**Lawrence, ILLINOIS**

Census Tract	Tract Income Class	Minority Tract
17101880700	MIDDLE	NO
17101880800	MIDDLE	NO
17101880900	MODERATE	NO
17101881000	MIDDLE	NO
17101881100	MODERATE	NO

**Lawrence, ILLINOIS**

Census Tract	Tract Income Class	Minority Tract
<b>Summary Data: Lawrence</b>		
<b>Number of Census Tracts</b>		5
<b>Number of Minority Tracts</b>		0
<b>Percentage of Minority Tracts</b>		0.00%
<b>Number of Low Income Tracts</b>		0
<b>Percentage of Low Income Tracts</b>		0.00%
<b>Number of Moderate Income Tracts</b>		2
<b>Percentage of Moderate Income Tracts</b>		40.00%
<b>Number of Middle Income Tracts</b>		3
<b>Percentage of Middle Income Tracts</b>		60.00%
<b>Number of Upper Income Tracts</b>		0
<b>Percentage of Upper Income Tracts</b>		0.00%
<b>Number of NA Income Tracts</b>		0
<b>Percentage of NA Income Tracts</b>		0.00%

**Lee, ILLINOIS**

Census Tract	Tract Income Class	Minority Tract
17103000100	UPPER	NO
17103000200	MIDDLE	NO
17103000300	MIDDLE	NO
17103000400	UPPER	NO
17103000500	MIDDLE	NO



**Lee, ILLINOIS**

Census Tract	Tract Income Class	Minority Tract
17103000600	MIDDLE	NO
17103000700	UPPER	NO
17103000800	MIDDLE	NO
17103000900	MIDDLE	NO

**Summary Data: Lee**

Number of Census Tracts	9
Number of Minority Tracts	0
Percentage of Minority Tracts	0.00%
Number of Low Income Tracts	0
Percentage of Low Income Tracts	0.00%
Number of Moderate Income Tracts	0
Percentage of Moderate Income Tracts	0.00%
Number of Middle Income Tracts	6
Percentage of Middle Income Tracts	66.67%
Number of Upper Income Tracts	3
Percentage of Upper Income Tracts	33.33%
Number of NA Income Tracts	0
Percentage of NA Income Tracts	0.00%

**Livingston, ILLINOIS**

Census Tract	Tract Income Class	Minority Tract
17105960100	MIDDLE	NO

**Livingston, ILLINOIS**

Census Tract	Tract Income Class	Minority Tract
17105960200	MIDDLE	NO
17105960300	MIDDLE	NO
17105960400	MIDDLE	NO
17105960500	MODERATE	NO
17105960600	MIDDLE	NO
17105960700	MIDDLE	NO
17105960800	UPPER	NO
17105960900	MIDDLE	NO
17105961000	MIDDLE	NO

**Summary Data: Livingston**

Number of Census Tracts	10
Number of Minority Tracts	0
Percentage of Minority Tracts	0.00%
Number of Low Income Tracts	0
Percentage of Low Income Tracts	0.00%
Number of Moderate Income Tracts	1
Percentage of Moderate Income Tracts	10.00%
Number of Middle Income Tracts	8
Percentage of Middle Income Tracts	80.00%
Number of Upper Income Tracts	1
Percentage of Upper Income Tracts	10.00%
Number of NA Income Tracts	0
Percentage of NA Income Tracts	0.00%

**Logan, ILLINOIS**

Census Tract	Tract Income Class	Minority Tract
17107952900	MIDDLE	NO
17107953000	UPPER	NO
17107953100	MIDDLE	NO
17107953200	MIDDLE	NO
17107953300	MIDDLE	NO
17107953400	UPPER	NO
17107953500	UPPER	NO
17107953600	UPPER	NO

**Summary Data: Logan**

Number of Census Tracts	8
Number of Minority Tracts	0
Percentage of Minority Tracts	0.00%
Number of Low Income Tracts	0
Percentage of Low Income Tracts	0.00%
Number of Moderate Income Tracts	0
Percentage of Moderate Income Tracts	0.00%
Number of Middle Income Tracts	4
Percentage of Middle Income Tracts	50.00%
Number of Upper Income Tracts	4
Percentage of Upper Income Tracts	50.00%
Number of NA Income Tracts	0
Percentage of NA Income Tracts	0.00%



**Macon, ILLINOIS**

Census Tract	Tract Income Class	Minority Tract
17115000200	MODERATE	YES
17115000300	MODERATE	YES
17115000400	MIDDLE	YES
17115000501	NA	YES
17115000502	MODERATE	NO
17115000600	LOW	YES
17115000900	LOW	YES
17115001000	LOW	NO
17115001100	MODERATE	NO
17115001200	MIDDLE	NO
17115001300	MIDDLE	NO
17115001400	MODERATE	NO
17115001500	MIDDLE	NO
17115001600	MIDDLE	NO
17115001700	MIDDLE	NO
17115001801	MIDDLE	NO
17115001802	MIDDLE	NO
17115001900	MODERATE	NO
17115002001	MODERATE	NO
17115002002	MODERATE	YES
17115002100	LOW	NO
17115002200	UPPER	NO
17115002300	MIDDLE	NO
17115002401	UPPER	NO
17115002402	MIDDLE	NO
17115002500	UPPER	NO
17115002601	MIDDLE	NO

**Macon, ILLINOIS**

Census Tract	Tract Income Class	Minority Tract
17115002602	MIDDLE	NO
17115002700	MIDDLE	NO
17115002800	MIDDLE	NO
17115002901	UPPER	NO
17115002902	MIDDLE	NO
17115002904	MIDDLE	NO
17115002905	MIDDLE	NO
17115002906	MODERATE	NO
17115003000	MIDDLE	NO
17115003100	LOW	YES

**Macon, ILLINOIS**

Census Tract	Tract Income Class	Minority Tract
<b>Summary Data: Macon</b>		
<b>Number of Census Tracts</b>		37
<b>Number of Minority Tracts</b>		8
<b>Percentage of Minority Tracts</b>		21.62%
<b>Number of Low Income Tracts</b>		5
<b>Percentage of Low Income Tracts</b>		13.51%
<b>Number of Moderate Income Tracts</b>		9
<b>Percentage of Moderate Income Tracts</b>		24.32%
<b>Number of Middle Income Tracts</b>		18
<b>Percentage of Middle Income Tracts</b>		48.65%
<b>Number of Upper Income Tracts</b>		4
<b>Percentage of Upper Income Tracts</b>		10.81%
<b>Number of NA Income Tracts</b>		1
<b>Percentage of NA Income Tracts</b>		2.70%

**Macoupin, ILLINOIS**

Census Tract	Tract Income Class	Minority Tract
17117956000	MIDDLE	NO
17117956100	MODERATE	NO
17117956200	MODERATE	NO
17117956300	MIDDLE	NO
17117956400	MODERATE	NO



**Macoupin, ILLINOIS**

Census Tract	Tract Income Class	Minority Tract
17117956500	MIDDLE	NO
17117956600	MIDDLE	NO
17117956700	MIDDLE	NO
17117956800	MODERATE	NO
17117956900	MODERATE	NO
17117957000	MODERATE	NO
17117957100	MODERATE	NO
17117957200	MODERATE	NO

**Summary Data: Macoupin**

Number of Census Tracts	13
Number of Minority Tracts	0
Percentage of Minority Tracts	0.00%
Number of Low Income Tracts	0
Percentage of Low Income Tracts	0.00%
Number of Moderate Income Tracts	8
Percentage of Moderate Income Tracts	61.54%
Number of Middle Income Tracts	5
Percentage of Middle Income Tracts	38.46%
Number of Upper Income Tracts	0
Percentage of Upper Income Tracts	0.00%
Number of NA Income Tracts	0
Percentage of NA Income Tracts	0.00%

**Madison, ILLINOIS**

Census Tract	Tract Income Class	Minority Tract
17119400101	MIDDLE	NO
17119400102	MODERATE	NO
17119400200	MODERATE	NO
17119400600	LOW	YES
17119400700	LOW	YES
17119400801	MIDDLE	NO
17119400802	MIDDLE	NO
17119400903	MODERATE	NO
17119400904	MODERATE	NO
17119400951	MIDDLE	NO
17119400952	MODERATE	NO
17119401000	MODERATE	NO
17119401101	MODERATE	NO
17119401102	MIDDLE	NO
17119401200	MIDDLE	NO
17119401300	MODERATE	NO
17119401400	MODERATE	NO
17119401500	MIDDLE	NO
17119401701	MODERATE	NO
17119401721	MIDDLE	NO
17119401722	MIDDLE	NO
17119401800	MIDDLE	NO
17119401901	MIDDLE	NO
17119401905	MODERATE	NO
17119402000	MODERATE	NO
17119402100	LOW	YES
17119402200	MODERATE	NO

**Madison, ILLINOIS**

Census Tract	Tract Income Class	Minority Tract
17119402300	MODERATE	NO
17119402400	MODERATE	NO
17119402500	LOW	YES
17119402600	MODERATE	NO
17119402701	MIDDLE	NO
17119402721	MIDDLE	NO
17119402722	MIDDLE	NO
17119402801	UPPER	NO
17119402803	MIDDLE	NO
17119402804	MIDDLE	NO
17119402805	MIDDLE	NO
17119402900	UPPER	NO
17119403001	MIDDLE	NO
17119403002	UPPER	NO
17119403101	UPPER	NO
17119403121	UPPER	NO
17119403122	UPPER	NO
17119403200	MODERATE	NO
17119403300	MODERATE	NO
17119403401	MODERATE	NO
17119403403	MODERATE	NO
17119403404	MODERATE	NO
17119403502	MIDDLE	NO
17119403531	MIDDLE	NO
17119403532	UPPER	NO
17119403533	UPPER	NO
17119403534	MIDDLE	NO



**Madison, ILLINOIS**

Census Tract	Tract Income Class	Minority Tract
17119403601	MIDDLE	NO
17119403603	UPPER	NO
17119403604	MIDDLE	NO
17119403701	UPPER	NO
17119403702	UPPER	NO
17119403801	MIDDLE	NO
17119403802	MIDDLE	NO
17119404000	NA	NO
17119404100	MODERATE	NO

**Summary Data: Madison**

Number of Census Tracts	63
Number of Minority Tracts	4
Percentage of Minority Tracts	6.35%
Number of Low Income Tracts	4
Percentage of Low Income Tracts	6.35%
Number of Moderate Income Tracts	22
Percentage of Moderate Income Tracts	34.92%
Number of Middle Income Tracts	25
Percentage of Middle Income Tracts	39.68%
Number of Upper Income Tracts	11
Percentage of Upper Income Tracts	17.46%
Number of NA Income Tracts	1
Percentage of NA Income Tracts	1.59%

**Marion, ILLINOIS**

Census Tract	Tract Income Class	Minority Tract
17121951600	MIDDLE	NO
17121951700	MIDDLE	NO
17121951800	MODERATE	NO
17121951900	MIDDLE	NO
17121952000	MIDDLE	NO
17121952100	MODERATE	NO
17121952200	MIDDLE	NO
17121952300	MIDDLE	NO
17121952400	MIDDLE	NO
17121952500	MODERATE	NO
17121952600	MODERATE	NO
17121952700	MODERATE	NO

**Marion, ILLINOIS**

Census Tract	Tract Income Class	Minority Tract
<b>Summary Data: Marion</b>		
Number of Census Tracts		12
Number of Minority Tracts		0
Percentage of Minority Tracts		0.00%
Number of Low Income Tracts		0
Percentage of Low Income Tracts		0.00%
Number of Moderate Income Tracts		5
Percentage of Moderate Income Tracts		41.67%
Number of Middle Income Tracts		7
Percentage of Middle Income Tracts		58.33%
Number of Upper Income Tracts		0
Percentage of Upper Income Tracts		0.00%
Number of NA Income Tracts		0
Percentage of NA Income Tracts		0.00%

**Marshall, ILLINOIS**

Census Tract	Tract Income Class	Minority Tract
17123961100	MIDDLE	NO
17123961200	MIDDLE	NO
17123961300	MIDDLE	NO
17123961400	MIDDLE	NO
17123961500	MIDDLE	NO

Marshall, ILLINOIS		
Census Tract	Tract Income Class	Minority Tract
<b>Summary Data: Marshall</b>		
Number of Census Tracts		5
Number of Minority Tracts		0
Percentage of Minority Tracts		0.00%
Number of Low Income Tracts		0
Percentage of Low Income Tracts		0.00%
Number of Moderate Income Tracts		0
Percentage of Moderate Income Tracts		0.00%
Number of Middle Income Tracts		5
Percentage of Middle Income Tracts		100.00%
Number of Upper Income Tracts		0
Percentage of Upper Income Tracts		0.00%
Number of NA Income Tracts		0
Percentage of NA Income Tracts		0.00%

Mason, ILLINOIS		
Census Tract	Tract Income Class	Minority Tract
17125956800	MIDDLE	NO
<b>Summary Data: Mason</b>		
Number of Census Tracts		6
Number of Minority Tracts		0
Percentage of Minority Tracts		0.00%
Number of Low Income Tracts		0
Percentage of Low Income Tracts		0.00%
Number of Moderate Income Tracts		0
Percentage of Moderate Income Tracts		0.00%
Number of Middle Income Tracts		5
Percentage of Middle Income Tracts		83.33%
Number of Upper Income Tracts		1
Percentage of Upper Income Tracts		16.67%
Number of NA Income Tracts		0
Percentage of NA Income Tracts		0.00%

Massac, ILLINOIS		
Census Tract	Tract Income Class	Minority Tract
<b>Summary Data: Massac</b>		
Number of Census Tracts		4
Number of Minority Tracts		0
Percentage of Minority Tracts		0.00%
Number of Low Income Tracts		0
Percentage of Low Income Tracts		0.00%
Number of Moderate Income Tracts		1
Percentage of Moderate Income Tracts		25.00%
Number of Middle Income Tracts		3
Percentage of Middle Income Tracts		75.00%
Number of Upper Income Tracts		0
Percentage of Upper Income Tracts		0.00%
Number of NA Income Tracts		0
Percentage of NA Income Tracts		0.00%

Mason, ILLINOIS		
Census Tract	Tract Income Class	Minority Tract
17125956300	MIDDLE	NO
17125956400	MIDDLE	NO
17125956500	MIDDLE	NO
17125956600	MIDDLE	NO
17125956700	UPPER	NO

Massac, ILLINOIS		
Census Tract	Tract Income Class	Minority Tract
17127970100	MIDDLE	NO
17127970200	MIDDLE	NO
17127970300	MIDDLE	NO
17127970400	MODERATE	NO

McDonough, ILLINOIS		
Census Tract	Tract Income Class	Minority Tract
17109010100	MIDDLE	NO
17109010200	MIDDLE	NO
17109010300	UPPER	NO
17109010401	UPPER	NO
17109010402	UPPER	NO





**McDonough, ILLINOIS**

Census Tract	Tract Income Class	Minority Tract
17109010600	MODERATE	NO
17109010700	UPPER	NO
17109010900	MIDDLE	NO
17109011000	MIDDLE	NO
17109011100	MIDDLE	NO
17109980000	NA	NO

**Summary Data: McDonough**

Number of Census Tracts	11
Number of Minority Tracts	0
Percentage of Minority Tracts	0.00%
Number of Low Income Tracts	0
Percentage of Low Income Tracts	0.00%
Number of Moderate Income Tracts	1
Percentage of Moderate Income Tracts	9.09%
Number of Middle Income Tracts	5
Percentage of Middle Income Tracts	45.45%
Number of Upper Income Tracts	4
Percentage of Upper Income Tracts	36.36%
Number of NA Income Tracts	1
Percentage of NA Income Tracts	9.09%

**McHenry, ILLINOIS**

Census Tract	Tract Income Class	Minority Tract
17111870103	MIDDLE	NO
17111870104	MIDDLE	NO
17111870105	UPPER	NO
17111870106	UPPER	NO
17111870200	MIDDLE	NO
17111870301	MODERATE	NO
17111870302	MODERATE	YES
17111870402	MODERATE	NO
17111870403	MIDDLE	NO
17111870404	MIDDLE	NO
17111870501	UPPER	NO
17111870502	MODERATE	NO
17111870603	MODERATE	NO
17111870604	MIDDLE	NO
17111870605	MIDDLE	NO
17111870606	MIDDLE	NO
17111870702	MIDDLE	NO
17111870703	UPPER	NO
17111870704	MIDDLE	NO
17111870807	UPPER	NO
17111870808	UPPER	NO
17111870809	UPPER	NO
17111870810	MIDDLE	NO
17111870811	MIDDLE	NO
17111870812	MIDDLE	NO
17111870813	UPPER	NO
17111870814	UPPER	NO

**McHenry, ILLINOIS**

Census Tract	Tract Income Class	Minority Tract
17111870903	MODERATE	NO
17111870904	MIDDLE	NO
17111870905	MODERATE	NO
17111870906	MIDDLE	NO
17111870907	MIDDLE	NO
17111871003	MIDDLE	NO
17111871004	MIDDLE	NO
17111871105	MIDDLE	NO
17111871107	UPPER	NO
17111871108	UPPER	NO
17111871109	UPPER	NO
17111871110	UPPER	NO
17111871111	UPPER	NO
17111871112	UPPER	NO
17111871113	UPPER	NO
17111871114	UPPER	NO
17111871115	MODERATE	NO
17111871201	MIDDLE	NO
17111871202	MODERATE	NO
17111871205	MIDDLE	NO
17111871206	UPPER	NO
17111871207	UPPER	NO
17111871208	UPPER	NO
17111871209	MODERATE	NO
17111871301	MIDDLE	NO
17111871304	MIDDLE	NO
17111871305	UPPER	NO

## McHenry, ILLINOIS

Census Tract	Tract Income Class	Minority Tract
17111871307	MIDDLE	NO
17111871310	UPPER	NO
17111871311	MIDDLE	NO
17111871312	UPPER	NO
17111871313	MODERATE	YES
17111871402	UPPER	NO
17111871404	MIDDLE	NO
17111871501	MIDDLE	NO
17111871502	UPPER	NO
17111871600	UPPER	NO

## McHenry, ILLINOIS

Census Tract	Tract Income Class	Minority Tract
<b>Summary Data: McHenry</b>		
<b>Number of Census Tracts</b>		64
<b>Number of Minority Tracts</b>		2
<b>Percentage of Minority Tracts</b>		3.13%
<b>Number of Low Income Tracts</b>		0
<b>Percentage of Low Income Tracts</b>		0.00%
<b>Number of Moderate Income Tracts</b>		11
<b>Percentage of Moderate Income Tracts</b>		17.19%
<b>Number of Middle Income Tracts</b>		27
<b>Percentage of Middle Income Tracts</b>		42.19%
<b>Number of Upper Income Tracts</b>		26
<b>Percentage of Upper Income Tracts</b>		40.63%
<b>Number of NA Income Tracts</b>		0
<b>Percentage of NA Income Tracts</b>		0.00%

## McLean, ILLINOIS

Census Tract	Tract Income Class	Minority Tract
17113000105	UPPER	NO
17113000106	MIDDLE	NO
17113000107	MIDDLE	NO
17113000108	NA	NO
17113000109	UPPER	NO

## McLean, ILLINOIS

Census Tract	Tract Income Class	Minority Tract
17113000200	NA	NO
17113000301	MIDDLE	NO
17113000302	MIDDLE	NO
17113000400	MIDDLE	NO
17113000501	MODERATE	NO
17113000502	MIDDLE	NO
17113000504	MODERATE	NO
17113000506	UPPER	NO
17113000507	UPPER	NO
17113001103	MIDDLE	NO
17113001105	MIDDLE	NO
17113001106	MODERATE	NO
17113001107	UPPER	NO
17113001108	MIDDLE	NO
17113001200	MIDDLE	NO
17113001301	MODERATE	NO
17113001302	MODERATE	NO
17113001303	MODERATE	NO
17113001402	MIDDLE	NO
17113001403	MIDDLE	NO
17113001404	MODERATE	NO
17113001500	LOW	YES
17113001600	NA	NO
17113001700	MODERATE	NO
17113001800	MIDDLE	NO
17113002101	MODERATE	NO
17113002102	MIDDLE	NO

**McLean, ILLINOIS**

Census Tract	Tract Income Class	Minority Tract
17113005102	MIDDLE	NO
17113005103	UPPER	NO
17113005104	MIDDLE	NO
17113005201	UPPER	NO
17113005202	MIDDLE	NO
17113005401	UPPER	NO
17113005402	MIDDLE	NO
17113005501	MIDDLE	NO
17113005502	MIDDLE	NO
17113005601	MODERATE	NO
17113005602	MODERATE	NO
17113005700	MIDDLE	NO
17113005800	MODERATE	NO
17113005900	MODERATE	NO
17113006000	MIDDLE	NO

**McLean, ILLINOIS**

Census Tract	Tract Income Class	Minority Tract
<b>Summary Data: McLean</b>		
<b>Number of Census Tracts</b>		47
<b>Number of Minority Tracts</b>		1
<b>Percentage of Minority Tracts</b>		2.13%
<b>Number of Low Income Tracts</b>		1
<b>Percentage of Low Income Tracts</b>		2.13%
<b>Number of Moderate Income Tracts</b>		13
<b>Percentage of Moderate Income Tracts</b>		27.66%
<b>Number of Middle Income Tracts</b>		22
<b>Percentage of Middle Income Tracts</b>		46.81%
<b>Number of Upper Income Tracts</b>		8
<b>Percentage of Upper Income Tracts</b>		17.02%
<b>Number of NA Income Tracts</b>		3
<b>Percentage of NA Income Tracts</b>		6.38%

**Menard, ILLINOIS**


Census Tract	Tract Income Class	Minority Tract
<b>Summary Data: Menard</b>		
<b>Number of Census Tracts</b>		3
<b>Number of Minority Tracts</b>		0
<b>Percentage of Minority Tracts</b>		0.00%
<b>Number of Low Income Tracts</b>		0
<b>Percentage of Low Income Tracts</b>		0.00%
<b>Number of Moderate Income Tracts</b>		0
<b>Percentage of Moderate Income Tracts</b>		0.00%
<b>Number of Middle Income Tracts</b>		3
<b>Percentage of Middle Income Tracts</b>		100.00%
<b>Number of Upper Income Tracts</b>		0
<b>Percentage of Upper Income Tracts</b>		0.00%
<b>Number of NA Income Tracts</b>		0
<b>Percentage of NA Income Tracts</b>		0.00%

**Menard, ILLINOIS**

Census Tract	Tract Income Class	Minority Tract
17129010100	MIDDLE	NO
17129010200	MIDDLE	NO
17129010300	MIDDLE	NO

**Mercer, ILLINOIS**

Census Tract	Tract Income Class	Minority Tract
17131040100	MIDDLE	NO
17131040200	MIDDLE	NO
17131040300	MIDDLE	NO
17131040400	MIDDLE	NO



**Mercer, ILLINOIS**

Census Tract	Tract Income Class	Minority Tract
<b>Summary Data: Mercer</b>		
Number of Census Tracts		4
Number of Minority Tracts		0
Percentage of Minority Tracts		0.00%
Number of Low Income Tracts		0
Percentage of Low Income Tracts		0.00%
Number of Moderate Income Tracts		0
Percentage of Moderate Income Tracts		0.00%
Number of Middle Income Tracts		4
Percentage of Middle Income Tracts		100.00%
Number of Upper Income Tracts		0
Percentage of Upper Income Tracts		0.00%
Number of NA Income Tracts		0
Percentage of NA Income Tracts		0.00%

**Monroe, ILLINOIS**

Census Tract	Tract Income Class	Minority Tract
17133600102	UPPER	NO
17133600103	MIDDLE	NO
17133600104	UPPER	NO
17133600401	UPPER	NO
17133600402	MIDDLE	NO

**Monroe, ILLINOIS**

Census Tract	Tract Income Class	Minority Tract
17133600501	UPPER	NO
17133600502	MIDDLE	NO
<b>Summary Data: Monroe</b>		
Number of Census Tracts		7
Number of Minority Tracts		0
Percentage of Minority Tracts		0.00%
Number of Low Income Tracts		0
Percentage of Low Income Tracts		0.00%
Number of Moderate Income Tracts		0
Percentage of Moderate Income Tracts		0.00%
Number of Middle Income Tracts		3
Percentage of Middle Income Tracts		42.86%
Number of Upper Income Tracts		4
Percentage of Upper Income Tracts		57.14%
Number of NA Income Tracts		0
Percentage of NA Income Tracts		0.00%

**Montgomery, ILLINOIS**

Census Tract	Tract Income Class	Minority Tract
17135957300	MIDDLE	NO
17135957400	MIDDLE	NO
17135957500	MIDDLE	NO

**Montgomery, ILLINOIS**

Census Tract	Tract Income Class	Minority Tract
17135957600	UPPER	NO
17135957700	MIDDLE	NO
17135957800	MIDDLE	NO
17135957900	MIDDLE	NO
17135958000	MIDDLE	NO
<b>Summary Data: Montgomery</b>		
Number of Census Tracts		8
Number of Minority Tracts		0
Percentage of Minority Tracts		0.00%
Number of Low Income Tracts		0
Percentage of Low Income Tracts		0.00%
Number of Moderate Income Tracts		0
Percentage of Moderate Income Tracts		0.00%
Number of Middle Income Tracts		7
Percentage of Middle Income Tracts		87.50%
Number of Upper Income Tracts		1
Percentage of Upper Income Tracts		12.50%
Number of NA Income Tracts		0
Percentage of NA Income Tracts		0.00%

**Morgan, ILLINOIS**

Census Tract	Tract Income Class	Minority Tract
--------------	--------------------	----------------



**Morgan, ILLINOIS**

Census Tract	Tract Income Class	Minority Tract
17137951400	MIDDLE	NO
17137951500	MIDDLE	NO
17137951600	MODERATE	NO
17137951700	MODERATE	NO
17137951800	MIDDLE	NO
17137951900	UPPER	NO
17137952000	MODERATE	NO
17137952100	MIDDLE	NO
17137952200	MIDDLE	NO
17137952300	MIDDLE	NO

**Morgan, ILLINOIS**

Census Tract	Tract Income Class	Minority Tract
<b>Summary Data: Morgan</b>		
<b>Number of Census Tracts</b>		10
<b>Number of Minority Tracts</b>		0
<b>Percentage of Minority Tracts</b>		0.00%
<b>Number of Low Income Tracts</b>		0
<b>Percentage of Low Income Tracts</b>		0.00%
<b>Number of Moderate Income Tracts</b>		3
<b>Percentage of Moderate Income Tracts</b>		30.00%
<b>Number of Middle Income Tracts</b>		6
<b>Percentage of Middle Income Tracts</b>		60.00%
<b>Number of Upper Income Tracts</b>		1
<b>Percentage of Upper Income Tracts</b>		10.00%
<b>Number of NA Income Tracts</b>		0
<b>Percentage of NA Income Tracts</b>		0.00%

**Moultrie, ILLINOIS**


Census Tract	Tract Income Class	Minority Tract
<b>Summary Data: Moultrie</b>		
<b>Number of Census Tracts</b>		4
<b>Number of Minority Tracts</b>		0
<b>Percentage of Minority Tracts</b>		0.00%
<b>Number of Low Income Tracts</b>		0
<b>Percentage of Low Income Tracts</b>		0.00%
<b>Number of Moderate Income Tracts</b>		0
<b>Percentage of Moderate Income Tracts</b>		0.00%
<b>Number of Middle Income Tracts</b>		3
<b>Percentage of Middle Income Tracts</b>		75.00%
<b>Number of Upper Income Tracts</b>		1
<b>Percentage of Upper Income Tracts</b>		25.00%
<b>Number of NA Income Tracts</b>		0
<b>Percentage of NA Income Tracts</b>		0.00%

**Moultrie, ILLINOIS**

Census Tract	Tract Income Class	Minority Tract
17139976900	MIDDLE	NO
17139977000	MIDDLE	NO
17139977100	UPPER	NO
17139977200	MIDDLE	NO

**Ogle, ILLINOIS**

Census Tract	Tract Income Class	Minority Tract
17141960700	UPPER	NO
17141960800	MIDDLE	NO
17141960900	MIDDLE	NO
17141961001	MIDDLE	NO
17141961002	MIDDLE	NO



**Ogle, ILLINOIS**

Census Tract	Tract Income Class	Minority Tract
17141961100	MIDDLE	NO
17141961200	MIDDLE	NO
17141961301	UPPER	NO
17141961302	UPPER	NO
17141961400	MIDDLE	NO
17141961500	MIDDLE	NO
17141961600	MIDDLE	NO
17141961700	UPPER	NO

**Summary Data: Ogle**


Number of Census Tracts	13
Number of Minority Tracts	0
Percentage of Minority Tracts	0.00%
Number of Low Income Tracts	0
Percentage of Low Income Tracts	0.00%
Number of Moderate Income Tracts	0
Percentage of Moderate Income Tracts	0.00%
Number of Middle Income Tracts	9
Percentage of Middle Income Tracts	69.23%
Number of Upper Income Tracts	4
Percentage of Upper Income Tracts	30.77%
Number of NA Income Tracts	0
Percentage of NA Income Tracts	0.00%

**Peoria, ILLINOIS**

Census Tract	Tract Income Class	Minority Tract
17143000200	LOW	YES
17143000300	LOW	YES
17143000600	MODERATE	YES
17143000900	LOW	YES
17143001200	LOW	YES
17143001300	LOW	YES
17143001500	LOW	YES
17143001600	LOW	YES
17143001800	MODERATE	YES
17143001900	MIDDLE	NO
17143002000	UPPER	NO
17143002100	MODERATE	YES
17143002200	MODERATE	YES
17143002300	MIDDLE	NO
17143002400	MODERATE	NO
17143002500	MODERATE	YES
17143002600	MIDDLE	NO
17143002701	MODERATE	YES
17143002702	MIDDLE	NO
17143002800	MIDDLE	NO
17143002900	MIDDLE	NO
17143003000	MIDDLE	NO
17143003101	MIDDLE	NO
17143003103	MIDDLE	NO
17143003104	UPPER	NO
17143003200	MIDDLE	NO
17143003300	UPPER	NO

**Peoria, ILLINOIS**

Census Tract	Tract Income Class	Minority Tract
17143003402	UPPER	NO
17143003403	UPPER	NO
17143003404	UPPER	NO
17143003601	MIDDLE	NO
17143003602	MIDDLE	NO
17143003700	UPPER	NO
17143003800	MODERATE	NO
17143003900	UPPER	NO
17143004000	MIDDLE	NO
17143004101	UPPER	NO
17143004102	MODERATE	NO
17143004200	MODERATE	NO
17143004300	MODERATE	NO
17143004400	MODERATE	NO
17143004500	MODERATE	NO
17143004600	MIDDLE	NO
17143004801	MIDDLE	NO
17143004802	MIDDLE	NO
17143004901	MIDDLE	NO
17143004902	MIDDLE	NO
17143005000	LOW	YES
17143005100	LOW	YES



**Peoria, ILLINOIS**

Census Tract	Tract Income Class	Minority Tract
<b>Summary Data: Peoria</b>		
Number of Census Tracts		49
Number of Minority Tracts		15
Percentage of Minority Tracts		30.61%
Number of Low Income Tracts		9
Percentage of Low Income Tracts		18.37%
Number of Moderate Income Tracts		13
Percentage of Moderate Income Tracts		26.53%
Number of Middle Income Tracts		18
Percentage of Middle Income Tracts		36.73%
Number of Upper Income Tracts		9
Percentage of Upper Income Tracts		18.37%
Number of NA Income Tracts		0
Percentage of NA Income Tracts		0.00%

**Perry, ILLINOIS**

Census Tract	Tract Income Class	Minority Tract
17145030100	MIDDLE	NO
17145030200	MIDDLE	NO
17145030300	MIDDLE	NO
17145030400	MODERATE	NO
17145030500	MIDDLE	NO

**Perry, ILLINOIS**

Census Tract	Tract Income Class	Minority Tract
17145030600	MODERATE	NO
<b>Summary Data: Perry</b>		
Number of Census Tracts		6
Number of Minority Tracts		0
Percentage of Minority Tracts		0.00%
Number of Low Income Tracts		0
Percentage of Low Income Tracts		0.00%
Number of Moderate Income Tracts		2
Percentage of Moderate Income Tracts		33.33%
Number of Middle Income Tracts		4
Percentage of Middle Income Tracts		66.67%
Number of Upper Income Tracts		0
Percentage of Upper Income Tracts		0.00%
Number of NA Income Tracts		0
Percentage of NA Income Tracts		0.00%

**Piatt, ILLINOIS**

Census Tract	Tract Income Class	Minority Tract
17147954500	MIDDLE	NO
17147954600	MIDDLE	NO
17147954700	MODERATE	NO
17147954800	MIDDLE	NO

**Piatt, ILLINOIS**

Census Tract	Tract Income Class	Minority Tract
<b>Summary Data: Piatt</b>		
Number of Census Tracts		4
Number of Minority Tracts		0
Percentage of Minority Tracts		0.00%
Number of Low Income Tracts		0
Percentage of Low Income Tracts		0.00%
Number of Moderate Income Tracts		1
Percentage of Moderate Income Tracts		25.00%
Number of Middle Income Tracts		3
Percentage of Middle Income Tracts		75.00%
Number of Upper Income Tracts		0
Percentage of Upper Income Tracts		0.00%
Number of NA Income Tracts		0
Percentage of NA Income Tracts		0.00%

**Pike, ILLINOIS**

Census Tract	Tract Income Class	Minority Tract
17149952400	MIDDLE	NO
17149952500	MIDDLE	NO
17149952600	MIDDLE	NO
17149952700	MIDDLE	NO
17149952800	MIDDLE	NO



**Pike, ILLINOIS**

Census Tract	Tract Income Class	Minority Tract
<b>Summary Data: Pike</b>		
Number of Census Tracts		5
Number of Minority Tracts		0
Percentage of Minority Tracts		0.00%
Number of Low Income Tracts		0
Percentage of Low Income Tracts		0.00%
Number of Moderate Income Tracts		0
Percentage of Moderate Income Tracts		0.00%
Number of Middle Income Tracts		5
Percentage of Middle Income Tracts		100.00%
Number of Upper Income Tracts		0
Percentage of Upper Income Tracts		0.00%
Number of NA Income Tracts		0
Percentage of NA Income Tracts		0.00%

**Pope, ILLINOIS**

Census Tract	Tract Income Class	Minority Tract
17151971200	MIDDLE	NO
17151971300	MODERATE	NO

**Pope, ILLINOIS**

Census Tract	Tract Income Class	Minority Tract
<b>Summary Data: Pope</b>		
Number of Census Tracts		2
Number of Minority Tracts		0
Percentage of Minority Tracts		0.00%
Number of Low Income Tracts		0
Percentage of Low Income Tracts		0.00%
Number of Moderate Income Tracts		1
Percentage of Moderate Income Tracts		50.00%
Number of Middle Income Tracts		1
Percentage of Middle Income Tracts		50.00%
Number of Upper Income Tracts		0
Percentage of Upper Income Tracts		0.00%
Number of NA Income Tracts		0
Percentage of NA Income Tracts		0.00%

**Pulaski, ILLINOIS**


Census Tract	Tract Income Class	Minority Tract
17153971000	MIDDLE	NO
17153971100	MODERATE	NO

**Pulaski, ILLINOIS**

Census Tract	Tract Income Class	Minority Tract
<b>Summary Data: Pulaski</b>		
Number of Census Tracts		2
Number of Minority Tracts		0
Percentage of Minority Tracts		0.00%
Number of Low Income Tracts		0
Percentage of Low Income Tracts		0.00%
Number of Moderate Income Tracts		1
Percentage of Moderate Income Tracts		50.00%
Number of Middle Income Tracts		1
Percentage of Middle Income Tracts		50.00%
Number of Upper Income Tracts		0
Percentage of Upper Income Tracts		0.00%
Number of NA Income Tracts		0
Percentage of NA Income Tracts		0.00%

**Putnam, ILLINOIS**

Census Tract	Tract Income Class	Minority Tract
17155954500	MIDDLE	NO
17155954600	MIDDLE	NO





**Putnam, ILLINOIS**

Census Tract	Tract Income Class	Minority Tract
<b>Summary Data: Putnam</b>		
Number of Census Tracts		2
Number of Minority Tracts		0
Percentage of Minority Tracts		0.00%
Number of Low Income Tracts		0
Percentage of Low Income Tracts		0.00%
Number of Moderate Income Tracts		0
Percentage of Moderate Income Tracts		0.00%
Number of Middle Income Tracts		2
Percentage of Middle Income Tracts		100.00%
Number of Upper Income Tracts		0
Percentage of Upper Income Tracts		0.00%
Number of NA Income Tracts		0
Percentage of NA Income Tracts		0.00%

**Randolph, ILLINOIS**

Census Tract	Tract Income Class	Minority Tract
17157950500	MIDDLE	NO
17157950600	MIDDLE	NO
17157950700	MIDDLE	NO
17157950800	MIDDLE	NO
17157950900	MIDDLE	NO

**Randolph, ILLINOIS**

Census Tract	Tract Income Class	Minority Tract
17157951000	MIDDLE	NO
17157951100	MIDDLE	NO
17157951201	MIDDLE	NO
17157951202	UPPER	YES
17157951300	MIDDLE	NO

**Summary Data: Randolph**

Number of Census Tracts		10
Number of Minority Tracts		1
Percentage of Minority Tracts		10.00%
Number of Low Income Tracts		0
Percentage of Low Income Tracts		0.00%
Number of Moderate Income Tracts		0
Percentage of Moderate Income Tracts		0.00%
Number of Middle Income Tracts		9
Percentage of Middle Income Tracts		90.00%
Number of Upper Income Tracts		1
Percentage of Upper Income Tracts		10.00%
Number of NA Income Tracts		0
Percentage of NA Income Tracts		0.00%

**Richland, ILLINOIS**

Census Tract	Tract Income Class	Minority Tract
--------------	--------------------	----------------

**Richland, ILLINOIS**

Census Tract	Tract Income Class	Minority Tract
17159977900	MIDDLE	NO
17159978000	MODERATE	NO
17159978100	MIDDLE	NO
17159978200	MIDDLE	NO
17159978300	MIDDLE	NO

**Summary Data: Richland**

Number of Census Tracts		5
Number of Minority Tracts		0
Percentage of Minority Tracts		0.00%
Number of Low Income Tracts		0
Percentage of Low Income Tracts		0.00%
Number of Moderate Income Tracts		1
Percentage of Moderate Income Tracts		20.00%
Number of Middle Income Tracts		4
Percentage of Middle Income Tracts		80.00%
Number of Upper Income Tracts		0
Percentage of Upper Income Tracts		0.00%
Number of NA Income Tracts		0
Percentage of NA Income Tracts		0.00%

**Rock Island, ILLINOIS**

Census Tract	Tract Income Class	Minority Tract
--------------	--------------------	----------------



**Rock Island, ILLINOIS**

Census Tract	Tract Income Class	Minority Tract
17161020101	MIDDLE	NO
17161020102	UPPER	NO
17161020103	MIDDLE	NO
17161020200	MODERATE	NO
17161020301	MIDDLE	NO
17161020302	MIDDLE	NO
17161020400	MIDDLE	NO
17161020600	MODERATE	YES
17161020700	MODERATE	YES
17161020800	MIDDLE	NO
17161020900	MIDDLE	NO
17161021000	MODERATE	NO
17161021100	MIDDLE	NO
17161021200	MIDDLE	NO
17161021300	MIDDLE	NO
17161021400	MODERATE	NO
17161021500	MIDDLE	NO
17161021600	MODERATE	NO
17161021700	MODERATE	NO
17161021800	UPPER	NO
17161021900	MODERATE	NO
17161022000	UPPER	NO
17161022100	MIDDLE	NO
17161022200	MODERATE	NO
17161022300	LOW	YES
17161022600	MODERATE	YES
17161022800	MODERATE	NO

**Rock Island, ILLINOIS**

Census Tract	Tract Income Class	Minority Tract
17161022900	MIDDLE	NO
17161023000	MIDDLE	NO
17161023100	MIDDLE	NO
17161023200	MIDDLE	NO
17161023300	MIDDLE	NO
17161023500	MODERATE	YES
17161023600	LOW	YES
17161023700	MODERATE	YES
17161024000	MIDDLE	NO
17161024101	UPPER	NO
17161024102	MIDDLE	NO
17161024103	UPPER	NO
17161024200	MIDDLE	NO
17161024300	MIDDLE	NO
17161024400	LOW	YES
17161024500	MODERATE	YES

**Rock Island, ILLINOIS**

Census Tract	Tract Income Class	Minority Tract
<b>Summary Data: Rock Island</b>		
<b>Number of Census Tracts</b>		43
<b>Number of Minority Tracts</b>		9
<b>Percentage of Minority Tracts</b>		20.93%
<b>Number of Low Income Tracts</b>		3
<b>Percentage of Low Income Tracts</b>		6.98%
<b>Number of Moderate Income Tracts</b>		14
<b>Percentage of Moderate Income Tracts</b>		32.56%
<b>Number of Middle Income Tracts</b>		21
<b>Percentage of Middle Income Tracts</b>		48.84%
<b>Number of Upper Income Tracts</b>		5
<b>Percentage of Upper Income Tracts</b>		11.63%
<b>Number of NA Income Tracts</b>		0
<b>Percentage of NA Income Tracts</b>		0.00%

**Saline, ILLINOIS**

Census Tract	Tract Income Class	Minority Tract
17165955100	MODERATE	NO
17165955500	MODERATE	NO
17165955600	MIDDLE	NO
17165955700	MIDDLE	NO
17165955800	MODERATE	NO



**Saline, ILLINOIS**

Census Tract	Tract Income Class	Minority Tract
17165955900	MODERATE	NO
17165956000	MODERATE	NO
17165956100	MODERATE	NO
17165956200	MIDDLE	NO

**Summary Data: Saline**

Number of Census Tracts	9
Number of Minority Tracts	0
Percentage of Minority Tracts	0.00%
Number of Low Income Tracts	0
Percentage of Low Income Tracts	0.00%
Number of Moderate Income Tracts	6
Percentage of Moderate Income Tracts	66.67%
Number of Middle Income Tracts	3
Percentage of Middle Income Tracts	33.33%
Number of Upper Income Tracts	0
Percentage of Upper Income Tracts	0.00%
Number of NA Income Tracts	0
Percentage of NA Income Tracts	0.00%

**Sangamon, ILLINOIS**

Census Tract	Tract Income Class	Minority Tract
17167000100	MIDDLE	NO

**Sangamon, ILLINOIS**

Census Tract	Tract Income Class	Minority Tract
17167000201	MIDDLE	NO
17167000202	MODERATE	NO
17167000300	MODERATE	NO
17167000400	MODERATE	NO
17167000501	MIDDLE	NO
17167000503	MODERATE	NO
17167000504	MIDDLE	NO
17167000600	LOW	NO
17167000700	LOW	NO
17167000800	LOW	YES
17167000900	LOW	NO
17167001001	UPPER	NO
17167001003	MIDDLE	NO
17167001004	MIDDLE	NO
17167001100	MODERATE	NO
17167001200	MODERATE	NO
17167001300	MODERATE	NO
17167001400	LOW	NO
17167001600	LOW	YES
17167001800	MODERATE	NO
17167001900	MODERATE	NO
17167002001	UPPER	NO
17167002002	UPPER	NO
17167002100	UPPER	NO
17167002200	MIDDLE	NO
17167002300	LOW	YES
17167002400	LOW	YES

**Sangamon, ILLINOIS**

Census Tract	Tract Income Class	Minority Tract
17167002500	MODERATE	NO
17167002600	MODERATE	NO
17167002700	MODERATE	NO
17167002801	MODERATE	NO
17167002802	LOW	YES
17167002900	MIDDLE	NO
17167003000	MIDDLE	NO
17167003100	UPPER	NO
17167003201	UPPER	NO
17167003202	UPPER	NO
17167003203	UPPER	NO
17167003300	MIDDLE	NO
17167003400	MIDDLE	NO
17167003500	MIDDLE	NO
17167003601	UPPER	NO
17167003602	UPPER	NO
17167003603	UPPER	NO
17167003604	UPPER	NO
17167003701	UPPER	NO
17167003702	UPPER	NO
17167003801	MODERATE	NO
17167003802	MIDDLE	NO
17167003901	UPPER	NO
17167003902	UPPER	NO
17167004000	MIDDLE	NO
17167004200	LOW	YES



**Sangamon, ILLINOIS**

Census Tract	Tract Income Class	Minority Tract
<b>Summary Data: Sangamon</b>		
Number of Census Tracts		54
Number of Minority Tracts		6
Percentage of Minority Tracts		11.11%
Number of Low Income Tracts		10
Percentage of Low Income Tracts		18.52%
Number of Moderate Income Tracts		14
Percentage of Moderate Income Tracts		25.93%
Number of Middle Income Tracts		14
Percentage of Middle Income Tracts		25.93%
Number of Upper Income Tracts		16
Percentage of Upper Income Tracts		29.63%
Number of NA Income Tracts		0
Percentage of NA Income Tracts		0.00%

**Schuyler, ILLINOIS**

Census Tract	Tract Income Class	Minority Tract
<b>Summary Data: Schuyler</b>		
Number of Census Tracts		3
Number of Minority Tracts		0
Percentage of Minority Tracts		0.00%
Number of Low Income Tracts		0
Percentage of Low Income Tracts		0.00%
Number of Moderate Income Tracts		1
Percentage of Moderate Income Tracts		33.33%
Number of Middle Income Tracts		2
Percentage of Middle Income Tracts		66.67%
Number of Upper Income Tracts		0
Percentage of Upper Income Tracts		0.00%
Number of NA Income Tracts		0
Percentage of NA Income Tracts		0.00%

**Scott, ILLINOIS**

Census Tract	Tract Income Class	Minority Tract
<b>Summary Data: Scott</b>		
Number of Census Tracts		2
Number of Minority Tracts		0
Percentage of Minority Tracts		0.00%
Number of Low Income Tracts		0
Percentage of Low Income Tracts		0.00%
Number of Moderate Income Tracts		0
Percentage of Moderate Income Tracts		0.00%
Number of Middle Income Tracts		2
Percentage of Middle Income Tracts		100.00%
Number of Upper Income Tracts		0
Percentage of Upper Income Tracts		0.00%
Number of NA Income Tracts		0
Percentage of NA Income Tracts		0.00%

**Schuyler, ILLINOIS**

Census Tract	Tract Income Class	Minority Tract
17169970100	MIDDLE	NO
17169970200	MODERATE	NO
17169970300	MIDDLE	NO

**Scott, ILLINOIS**

Census Tract	Tract Income Class	Minority Tract
17171970600	MIDDLE	NO
17171970700	MIDDLE	NO

**Shelby, ILLINOIS**

Census Tract	Tract Income Class	Minority Tract
17173959100	UPPER	NO
17173959200	MIDDLE	NO
17173959300	MIDDLE	NO
17173959400	MIDDLE	NO
17173959500	MIDDLE	NO



**Shelby, ILLINOIS**

Census Tract	Tract Income Class	Minority Tract
17173959600	MIDDLE	NO

**Summary Data: Shelby**

<b>Number of Census Tracts</b>	6
<b>Number of Minority Tracts</b>	0
<b>Percentage of Minority Tracts</b>	0.00%
<b>Number of Low Income Tracts</b>	0
<b>Percentage of Low Income Tracts</b>	0.00%
<b>Number of Moderate Income Tracts</b>	0
<b>Percentage of Moderate Income Tracts</b>	0.00%
<b>Number of Middle Income Tracts</b>	5
<b>Percentage of Middle Income Tracts</b>	83.33%
<b>Number of Upper Income Tracts</b>	1
<b>Percentage of Upper Income Tracts</b>	16.67%
<b>Number of NA Income Tracts</b>	0
<b>Percentage of NA Income Tracts</b>	0.00%

**St. Clair, ILLINOIS**

Census Tract	Tract Income Class	Minority Tract
17163500400	LOW	YES
17163500500	LOW	YES
17163500900	LOW	YES
17163501100	LOW	YES

**St. Clair, ILLINOIS**

Census Tract	Tract Income Class	Minority Tract
17163501200	MODERATE	YES
17163501300	MODERATE	YES
17163501400	MODERATE	YES
17163501501	MIDDLE	YES
17163501502	MIDDLE	NO
17163501602	MODERATE	NO
17163501604	MODERATE	YES
17163501605	MIDDLE	NO
17163501606	MODERATE	NO
17163501607	MIDDLE	YES
17163501700	MODERATE	NO
17163501801	MODERATE	NO
17163501802	MIDDLE	NO
17163501900	MIDDLE	NO
17163502100	MODERATE	YES
17163502200	LOW	YES
17163502300	LOW	YES
17163502401	LOW	YES
17163502404	MODERATE	YES
17163502500	MODERATE	YES
17163502602	LOW	YES
17163502603	LOW	YES
17163502700	LOW	YES
17163502800	LOW	YES
17163502900	LOW	YES
17163503101	MIDDLE	NO
17163503102	MODERATE	NO

**St. Clair, ILLINOIS**

Census Tract	Tract Income Class	Minority Tract
17163503202	MIDDLE	NO
17163503203	UPPER	NO
17163503211	UPPER	NO
17163503301	MODERATE	NO
17163503304	MIDDLE	NO
17163503322	MIDDLE	NO
17163503323	UPPER	NO
17163503324	MIDDLE	YES
17163503332	MIDDLE	YES
17163503334	MIDDLE	NO
17163503404	UPPER	NO
17163503411	MODERATE	NO
17163503412	UPPER	NO
17163503413	MIDDLE	YES
17163503414	MIDDLE	NO
17163503415	MIDDLE	NO
17163503416	MIDDLE	NO
17163503800	UPPER	NO
17163503903	UPPER	NO
17163503905	UPPER	NO
17163503906	MIDDLE	NO
17163503907	UPPER	NO
17163503908	MIDDLE	NO
17163504001	MIDDLE	NO
17163504002	MIDDLE	NO
17163504351	UPPER	NO
17163504352	MIDDLE	NO



**St. Clair, ILLINOIS**

Census Tract	Tract Income Class	Minority Tract
17163504353	UPPER	NO
17163504354	MIDDLE	NO
17163504355	UPPER	NO
17163504356	MIDDLE	NO
17163504357	MIDDLE	NO
17163504358	MIDDLE	NO
17163504359	MIDDLE	NO
17163504501	LOW	YES
17163504502	LOW	YES
17163504600	LOW	YES

**St. Clair, ILLINOIS**

Census Tract	Tract Income Class	Minority Tract
<b>Summary Data: St. Clair</b>		
<b>Number of Census Tracts</b>		68
<b>Number of Minority Tracts</b>		27
<b>Percentage of Minority Tracts</b>		39.71%
<b>Number of Low Income Tracts</b>		15
<b>Percentage of Low Income Tracts</b>		22.06%
<b>Number of Moderate Income Tracts</b>		14
<b>Percentage of Moderate Income Tracts</b>		20.59%
<b>Number of Middle Income Tracts</b>		27
<b>Percentage of Middle Income Tracts</b>		39.71%
<b>Number of Upper Income Tracts</b>		12
<b>Percentage of Upper Income Tracts</b>		17.65%
<b>Number of NA Income Tracts</b>		0
<b>Percentage of NA Income Tracts</b>		0.00%

**Stark, ILLINOIS**

Census Tract	Tract Income Class	Minority Tract
<b>Summary Data: Stark</b>		
<b>Number of Census Tracts</b>		2
<b>Number of Minority Tracts</b>		0
<b>Percentage of Minority Tracts</b>		0.00%
<b>Number of Low Income Tracts</b>		0
<b>Percentage of Low Income Tracts</b>		0.00%
<b>Number of Moderate Income Tracts</b>		0
<b>Percentage of Moderate Income Tracts</b>		0.00%
<b>Number of Middle Income Tracts</b>		2
<b>Percentage of Middle Income Tracts</b>		100.00%
<b>Number of Upper Income Tracts</b>		0
<b>Percentage of Upper Income Tracts</b>		0.00%
<b>Number of NA Income Tracts</b>		0
<b>Percentage of NA Income Tracts</b>		0.00%

**Stark, ILLINOIS**

Census Tract	Tract Income Class	Minority Tract
17175951400	MIDDLE	NO
17175951500	MIDDLE	NO

**Stephenson, ILLINOIS**

Census Tract	Tract Income Class	Minority Tract
17177000100	MIDDLE	NO
17177000200	MIDDLE	NO
17177000300	MIDDLE	NO
17177000400	MIDDLE	NO
17177000500	MIDDLE	NO



**Stephenson, ILLINOIS**

Census Tract	Tract Income Class	Minority Tract
17177000600	MIDDLE	NO
17177000700	LOW	NO
17177000800	LOW	NO
17177000900	MIDDLE	NO
17177001000	UPPER	NO
17177001100	MODERATE	NO
17177001200	MODERATE	NO
17177001300	MODERATE	NO

**Summary Data: Stephenson**

Number of Census Tracts	13
Number of Minority Tracts	0
Percentage of Minority Tracts	0.00%
Number of Low Income Tracts	2
Percentage of Low Income Tracts	15.38%
Number of Moderate Income Tracts	3
Percentage of Moderate Income Tracts	23.08%
Number of Middle Income Tracts	7
Percentage of Middle Income Tracts	53.85%
Number of Upper Income Tracts	1
Percentage of Upper Income Tracts	7.69%
Number of NA Income Tracts	0
Percentage of NA Income Tracts	0.00%

**Tazewell, ILLINOIS**

Census Tract	Tract Income Class	Minority Tract
17179020100	UPPER	NO
17179020301	MIDDLE	NO
17179020302	MIDDLE	NO
17179020400	MODERATE	NO
17179020500	MIDDLE	NO
17179020600	MIDDLE	NO
17179020700	MODERATE	NO
17179020800	MODERATE	NO
17179020900	MODERATE	NO
17179021000	MIDDLE	NO
17179021101	MIDDLE	NO
17179021102	MIDDLE	NO
17179021201	UPPER	NO
17179021202	UPPER	NO
17179021203	MIDDLE	NO
17179021500	MIDDLE	NO
17179021603	UPPER	NO
17179021604	MIDDLE	NO
17179021605	MIDDLE	NO
17179021606	UPPER	NO
17179021701	MIDDLE	NO
17179021702	MIDDLE	NO
17179021801	MIDDLE	NO
17179021802	MIDDLE	NO
17179021900	MIDDLE	NO
17179022000	MIDDLE	NO
17179022100	MIDDLE	NO

**Tazewell, ILLINOIS**

Census Tract	Tract Income Class	Minority Tract
17179022200	MIDDLE	NO
17179022300	UPPER	NO
17179022400	MIDDLE	NO

**Summary Data: Tazewell**

Number of Census Tracts	30
Number of Minority Tracts	0
Percentage of Minority Tracts	0.00%
Number of Low Income Tracts	0
Percentage of Low Income Tracts	0.00%
Number of Moderate Income Tracts	4
Percentage of Moderate Income Tracts	13.33%
Number of Middle Income Tracts	20
Percentage of Middle Income Tracts	66.67%
Number of Upper Income Tracts	6
Percentage of Upper Income Tracts	20.00%
Number of NA Income Tracts	0
Percentage of NA Income Tracts	0.00%

**Union, ILLINOIS**

Census Tract	Tract Income Class	Minority Tract
17181950100	MIDDLE	NO
17181950200	MIDDLE	NO



**Union, ILLINOIS**

Census Tract	Tract Income Class	Minority Tract
17181950300	MIDDLE	NO
17181950400	MIDDLE	NO
17181950500	MIDDLE	NO

**Summary Data: Union**

Number of Census Tracts	5
Number of Minority Tracts	0
Percentage of Minority Tracts	0.00%
Number of Low Income Tracts	0
Percentage of Low Income Tracts	0.00%
Number of Moderate Income Tracts	0
Percentage of Moderate Income Tracts	0.00%
Number of Middle Income Tracts	5
Percentage of Middle Income Tracts	100.00%
Number of Upper Income Tracts	0
Percentage of Upper Income Tracts	0.00%
Number of NA Income Tracts	0
Percentage of NA Income Tracts	0.00%

**Vermilion, ILLINOIS**

Census Tract	Tract Income Class	Minority Tract
17183000100	LOW	NO
17183000200	NA	YES

**Vermilion, ILLINOIS**

Census Tract	Tract Income Class	Minority Tract
17183000300	LOW	YES
17183000400	LOW	YES
17183000500	MIDDLE	NO
17183000600	MODERATE	YES
17183000700	UPPER	NO
17183000800	MIDDLE	NO
17183000900	MIDDLE	NO
17183001200	MIDDLE	NO
17183001300	UPPER	NO
17183010100	UPPER	NO
17183010200	MIDDLE	NO
17183010300	UPPER	NO
17183010400	MIDDLE	NO
17183010500	MIDDLE	NO
17183010600	MIDDLE	NO
17183010701	MIDDLE	NO
17183010702	UPPER	NO
17183010800	UPPER	NO
17183010900	MIDDLE	NO
17183011000	MIDDLE	NO
17183011100	MIDDLE	NO
17183011200	MODERATE	YES

**Vermilion, ILLINOIS**

Census Tract	Tract Income Class	Minority Tract
<b>Summary Data: Vermilion</b>		
Number of Census Tracts		24
Number of Minority Tracts		5
Percentage of Minority Tracts		20.83%
Number of Low Income Tracts		3
Percentage of Low Income Tracts		12.50%
Number of Moderate Income Tracts		2
Percentage of Moderate Income Tracts		8.33%
Number of Middle Income Tracts		12
Percentage of Middle Income Tracts		50.00%
Number of Upper Income Tracts		6
Percentage of Upper Income Tracts		25.00%
Number of NA Income Tracts		1
Percentage of NA Income Tracts		4.17%

**Wabash, ILLINOIS**

Census Tract	Tract Income Class	Minority Tract
17185957200	MIDDLE	NO
17185957300	MIDDLE	NO
17185957400	MIDDLE	NO
17185957500	MIDDLE	NO





**Wabash, ILLINOIS**

Census Tract	Tract Income Class	Minority Tract
<b>Summary Data: Wabash</b>		
Number of Census Tracts		4
Number of Minority Tracts		0
Percentage of Minority Tracts		0.00%
Number of Low Income Tracts		0
Percentage of Low Income Tracts		0.00%
Number of Moderate Income Tracts		0
Percentage of Moderate Income Tracts		0.00%
Number of Middle Income Tracts		4
Percentage of Middle Income Tracts		100.00%
Number of Upper Income Tracts		0
Percentage of Upper Income Tracts		0.00%
Number of NA Income Tracts		0
Percentage of NA Income Tracts		0.00%

**Warren, ILLINOIS**

Census Tract	Tract Income Class	Minority Tract
<b>Summary Data: Warren</b>		
Number of Census Tracts		5
Number of Minority Tracts		0
Percentage of Minority Tracts		0.00%
Number of Low Income Tracts		0
Percentage of Low Income Tracts		0.00%
Number of Moderate Income Tracts		0
Percentage of Moderate Income Tracts		0.00%
Number of Middle Income Tracts		4
Percentage of Middle Income Tracts		80.00%
Number of Upper Income Tracts		1
Percentage of Upper Income Tracts		20.00%
Number of NA Income Tracts		0
Percentage of NA Income Tracts		0.00%

**Washington, ILLINOIS**

Census Tract	Tract Income Class	Minority Tract
<b>Summary Data: Washington</b>		
Number of Census Tracts		4
Number of Minority Tracts		0
Percentage of Minority Tracts		0.00%
Number of Low Income Tracts		0
Percentage of Low Income Tracts		0.00%
Number of Moderate Income Tracts		0
Percentage of Moderate Income Tracts		0.00%
Number of Middle Income Tracts		2
Percentage of Middle Income Tracts		50.00%
Number of Upper Income Tracts		2
Percentage of Upper Income Tracts		50.00%
Number of NA Income Tracts		0
Percentage of NA Income Tracts		0.00%

**Warren, ILLINOIS**

Census Tract	Tract Income Class	Minority Tract
17187870100	MIDDLE	NO
17187870200	MIDDLE	NO
17187870300	UPPER	NO
17187870400	MIDDLE	NO
17187870500	MIDDLE	NO

**Washington, ILLINOIS**

Census Tract	Tract Income Class	Minority Tract
17189950100	MIDDLE	NO
17189950200	UPPER	NO
17189950300	MIDDLE	NO
17189950400	UPPER	NO

**Wayne, ILLINOIS**

Census Tract	Tract Income Class	Minority Tract
17191954900	MIDDLE	NO
17191955000	MIDDLE	NO
17191955100	MIDDLE	NO
17191955200	MIDDLE	NO
17191955300	MIDDLE	NO



Wayne, ILLINOIS		
Census Tract	Tract Income Class	Minority Tract
<b>Summary Data: Wayne</b>		
Number of Census Tracts		5
Number of Minority Tracts		0
Percentage of Minority Tracts		0.00%
Number of Low Income Tracts		0
Percentage of Low Income Tracts		0.00%
Number of Moderate Income Tracts		0
Percentage of Moderate Income Tracts		0.00%
Number of Middle Income Tracts		5
Percentage of Middle Income Tracts		100.00%
Number of Upper Income Tracts		0
Percentage of Upper Income Tracts		0.00%
Number of NA Income Tracts		0
Percentage of NA Income Tracts		0.00%

White, ILLINOIS		
Census Tract	Tract Income Class	Minority Tract
<b>Summary Data: White</b>		
Number of Census Tracts		5
Number of Minority Tracts		0
Percentage of Minority Tracts		0.00%
Number of Low Income Tracts		0
Percentage of Low Income Tracts		0.00%
Number of Moderate Income Tracts		2
Percentage of Moderate Income Tracts		40.00%
Number of Middle Income Tracts		3
Percentage of Middle Income Tracts		60.00%
Number of Upper Income Tracts		0
Percentage of Upper Income Tracts		0.00%
Number of NA Income Tracts		0
Percentage of NA Income Tracts		0.00%

Whiteside, ILLINOIS		
Census Tract	Tract Income Class	Minority Tract
17195000600	MIDDLE	NO
17195000700	UPPER	NO
17195000800	MIDDLE	NO
17195000900	UPPER	NO
17195001000	MODERATE	NO
17195001101	MODERATE	NO
17195001102	MIDDLE	NO
17195001200	MIDDLE	NO
17195001300	MIDDLE	NO
17195001400	MIDDLE	NO
17195001500	MODERATE	NO
17195001600	MIDDLE	NO
17195001700	MODERATE	NO
17195001800	UPPER	NO

White, ILLINOIS		
Census Tract	Tract Income Class	Minority Tract
17193958000	MODERATE	NO
17193958100	MIDDLE	NO
17193958200	MIDDLE	NO
17193958300	MODERATE	NO
17193958400	MIDDLE	NO

Whiteside, ILLINOIS		
Census Tract	Tract Income Class	Minority Tract
17195000100	MIDDLE	NO
17195000200	UPPER	NO
17195000300	MIDDLE	NO
17195000400	UPPER	NO
17195000500	MIDDLE	NO



**Whiteside, ILLINOIS**

Census Tract	Tract Income Class	Minority Tract
<b>Summary Data: Whiteside</b>		
Number of Census Tracts		19
Number of Minority Tracts		0
Percentage of Minority Tracts		0.00%
Number of Low Income Tracts		0
Percentage of Low Income Tracts		0.00%
Number of Moderate Income Tracts		4
Percentage of Moderate Income Tracts		21.05%
Number of Middle Income Tracts		10
Percentage of Middle Income Tracts		52.63%
Number of Upper Income Tracts		5
Percentage of Upper Income Tracts		26.32%
Number of NA Income Tracts		0
Percentage of NA Income Tracts		0.00%

**Will, ILLINOIS**

Census Tract	Tract Income Class	Minority Tract
17197880105	MIDDLE	YES
17197880106	MIDDLE	YES
17197880107	MODERATE	YES
17197880109	UPPER	YES
17197880111	MIDDLE	YES

**Will, ILLINOIS**

Census Tract	Tract Income Class	Minority Tract
17197880112	MIDDLE	YES
17197880113	MODERATE	YES
17197880114	MODERATE	YES
17197880115	MIDDLE	YES
17197880116	MIDDLE	YES
17197880117	MODERATE	YES
17197880118	UPPER	NO
17197880119	UPPER	NO
17197880122	UPPER	YES
17197880123	UPPER	YES
17197880124	UPPER	YES
17197880125	UPPER	YES
17197880202	MIDDLE	YES
17197880203	MIDDLE	NO
17197880204	MIDDLE	NO
17197880303	UPPER	NO
17197880304	UPPER	NO
17197880305	UPPER	NO
17197880307	UPPER	YES
17197880309	UPPER	NO
17197880314	UPPER	NO
17197880315	UPPER	YES
17197880316	UPPER	YES
17197880317	UPPER	NO
17197880318	UPPER	NO
17197880319	UPPER	NO
17197880320	UPPER	NO

**Will, ILLINOIS**

Census Tract	Tract Income Class	Minority Tract
17197880321	UPPER	NO
17197880322	UPPER	YES
17197880323	UPPER	NO
17197880324	UPPER	YES
17197880325	UPPER	NO
17197880326	UPPER	NO
17197880408	MIDDLE	YES
17197880411	UPPER	NO
17197880412	MIDDLE	NO
17197880414	MIDDLE	NO
17197880416	MIDDLE	NO
17197880417	MIDDLE	NO
17197880418	UPPER	NO
17197880421	UPPER	NO
17197880422	UPPER	NO
17197880423	MIDDLE	NO
17197880424	UPPER	NO
17197880425	MIDDLE	YES
17197880426	MIDDLE	YES
17197880427	MIDDLE	NO
17197880428	MIDDLE	YES
17197880429	UPPER	NO
17197880430	UPPER	NO
17197880431	UPPER	NO
17197880432	MIDDLE	YES
17197880502	MIDDLE	NO
17197880503	MODERATE	NO



## Will, ILLINOIS

Census Tract	Tract Income Class	Minority Tract
17197880508	MIDDLE	YES
17197880509	MIDDLE	YES
17197880510	MIDDLE	YES
17197880511	UPPER	YES
17197880601	UPPER	NO
17197880602	MIDDLE	NO
17197880701	MODERATE	NO
17197880702	MODERATE	YES
17197880901	MODERATE	NO
17197880903	MODERATE	YES
17197880905	MODERATE	NO
17197881001	MIDDLE	NO
17197881002	UPPER	NO
17197881005	MIDDLE	NO
17197881006	MIDDLE	NO
17197881007	UPPER	NO
17197881009	MIDDLE	NO
17197881010	UPPER	NO
17197881011	UPPER	NO
17197881012	MIDDLE	NO
17197881105	UPPER	NO
17197881107	UPPER	NO
17197881108	UPPER	NO
17197881109	UPPER	NO
17197881111	MIDDLE	NO
17197881112	UPPER	NO
17197881113	UPPER	NO

## Will, ILLINOIS

Census Tract	Tract Income Class	Minority Tract
17197881115	UPPER	NO
17197881116	UPPER	NO
17197881201	LOW	YES
17197881202	MODERATE	YES
17197881301	MODERATE	YES
17197881302	LOW	YES
17197881401	MODERATE	YES
17197881402	MIDDLE	YES
17197881500	MIDDLE	NO
17197881601	MIDDLE	NO
17197881603	MODERATE	YES
17197881604	MODERATE	YES
17197881700	MIDDLE	NO
17197881800	MODERATE	YES
17197881900	LOW	YES
17197882000	LOW	YES
17197882100	MODERATE	YES
17197882200	MODERATE	YES
17197882300	MODERATE	YES
17197882400	MODERATE	YES
17197882500	LOW	YES
17197882601	MODERATE	YES
17197882602	MODERATE	YES
17197882701	MIDDLE	NO
17197882702	MIDDLE	YES
17197882801	MODERATE	YES
17197882802	LOW	YES

## Will, ILLINOIS

Census Tract	Tract Income Class	Minority Tract
17197882900	MODERATE	YES
17197883000	MODERATE	YES
17197883100	MODERATE	YES
17197883206	MIDDLE	NO
17197883208	MIDDLE	NO
17197883209	MIDDLE	NO
17197883210	UPPER	NO
17197883211	MIDDLE	NO
17197883212	UPPER	NO
17197883213	UPPER	NO
17197883214	MIDDLE	NO
17197883216	UPPER	NO
17197883217	MIDDLE	NO
17197883218	UPPER	YES
17197883219	UPPER	NO
17197883303	UPPER	NO
17197883304	MIDDLE	NO
17197883305	MIDDLE	NO
17197883306	MIDDLE	NO
17197883307	MIDDLE	NO
17197883401	MIDDLE	NO
17197883402	MIDDLE	NO
17197883504	UPPER	NO
17197883505	UPPER	NO
17197883507	UPPER	NO
17197883509	MIDDLE	NO
17197883510	UPPER	NO

**Will, ILLINOIS**

Census Tract	Tract Income Class	Minority Tract
17197883511	UPPER	NO
17197883513	UPPER	NO
17197883514	UPPER	NO
17197883515	UPPER	NO
17197883516	UPPER	NO
17197883517	MIDDLE	NO
17197883519	UPPER	NO
17197883521	UPPER	NO
17197883522	UPPER	NO
17197883602	MIDDLE	NO
17197883603	MIDDLE	YES
17197883605	MODERATE	YES
17197883606	MIDDLE	YES
17197883700	MODERATE	NO
17197883803	MODERATE	YES
17197883804	MIDDLE	NO
17197883806	MIDDLE	YES
17197883808	MIDDLE	NO
17197883809	MODERATE	NO
17197883810	UPPER	YES
17197883811	MIDDLE	NO
17197883902	MIDDLE	NO
17197883903	UPPER	NO
17197883904	MIDDLE	NO
17197884003	MIDDLE	NO
17197884004	MODERATE	NO
17197884005	MODERATE	NO

**Will, ILLINOIS**

Census Tract	Tract Income Class	Minority Tract
17197884006	MIDDLE	NO
17197884101	MIDDLE	NO
17197884103	MIDDLE	YES
17197980000	NA	NO
17197980100	NA	YES

**Summary Data: Will**

<b>Number of Census Tracts</b>	172
<b>Number of Minority Tracts</b>	65
<b>Percentage of Minority Tracts</b>	37.79%
<b>Number of Low Income Tracts</b>	6
<b>Percentage of Low Income Tracts</b>	3.49%
<b>Number of Moderate Income Tracts</b>	32
<b>Percentage of Moderate Income Tracts</b>	18.60%
<b>Number of Middle Income Tracts</b>	64
<b>Percentage of Middle Income Tracts</b>	37.21%
<b>Number of Upper Income Tracts</b>	68
<b>Percentage of Upper Income Tracts</b>	39.53%
<b>Number of NA Income Tracts</b>	2
<b>Percentage of NA Income Tracts</b>	1.16%

**Williamson, ILLINOIS**

Census Tract	Tract Income Class	Minority Tract
--------------	--------------------	----------------

**Williamson, ILLINOIS**

Census Tract	Tract Income Class	Minority Tract
17199020100	MODERATE	NO
17199020201	MIDDLE	NO
17199020202	UPPER	NO
17199020300	MIDDLE	NO
17199020400	MIDDLE	NO
17199020500	MODERATE	NO
17199020600	MIDDLE	NO
17199020700	MIDDLE	NO
17199020801	MIDDLE	NO
17199020802	MIDDLE	NO
17199020900	MIDDLE	NO
17199021001	NA	NO
17199021002	UPPER	NO
17199021003	MIDDLE	NO
17199021100	MODERATE	NO
17199021200	MODERATE	NO
17199021300	UPPER	NO
17199021400	UPPER	NO

**Williamson, ILLINOIS**

Census Tract	Tract Income Class	Minority Tract
<b>Summary Data: Williamson</b>		
Number of Census Tracts		18
Number of Minority Tracts		0
Percentage of Minority Tracts		0.00%
Number of Low Income Tracts		0
Percentage of Low Income Tracts		0.00%
Number of Moderate Income Tracts		4
Percentage of Moderate Income Tracts		22.22%
Number of Middle Income Tracts		9
Percentage of Middle Income Tracts		50.00%
Number of Upper Income Tracts		4
Percentage of Upper Income Tracts		22.22%
Number of NA Income Tracts		1
Percentage of NA Income Tracts		5.56%

**Winnebago, ILLINOIS**

Census Tract	Tract Income Class	Minority Tract
17201000101	MIDDLE	NO
17201000103	MODERATE	NO
17201000104	MODERATE	NO
17201000105	MIDDLE	NO
17201000200	MODERATE	NO

**Winnebago, ILLINOIS**

Census Tract	Tract Income Class	Minority Tract
17201000300	MODERATE	NO
17201000401	MIDDLE	NO
17201000402	MIDDLE	NO
17201000403	MIDDLE	NO
17201000501	MIDDLE	NO
17201000502	MODERATE	NO
17201000506	UPPER	NO
17201000507	MIDDLE	NO
17201000510	UPPER	NO
17201000511	UPPER	NO
17201000512	UPPER	NO
17201000513	MIDDLE	NO
17201000514	UPPER	NO
17201000515	UPPER	NO
17201000516	UPPER	NO
17201000600	MIDDLE	NO
17201000700	MIDDLE	NO
17201000800	MODERATE	YES
17201001000	LOW	YES
17201001100	MODERATE	YES
17201001200	LOW	YES
17201001300	LOW	YES
17201001400	MODERATE	YES
17201001500	MIDDLE	NO
17201001600	MODERATE	YES
17201001700	MIDDLE	NO
17201001800	MODERATE	YES

**Winnebago, ILLINOIS**

Census Tract	Tract Income Class	Minority Tract
17201001900	MODERATE	NO
17201002000	LOW	NO
17201002100	LOW	YES
17201002200	MODERATE	YES
17201002301	MODERATE	YES
17201002302	MIDDLE	NO
17201002400	LOW	YES
17201002500	LOW	YES
17201002600	NA	YES
17201002700	MODERATE	YES
17201002800	MODERATE	YES
17201002900	NA	NO
17201003000	UPPER	NO
17201003100	LOW	YES
17201003200	MODERATE	YES
17201003300	MODERATE	YES
17201003400	MODERATE	YES
17201003500	UPPER	NO
17201003601	UPPER	NO
17201003602	MODERATE	NO
17201003604	MODERATE	YES
17201003605	MODERATE	NO
17201003606	MODERATE	YES
17201003705	UPPER	NO
17201003706	MIDDLE	NO
17201003707	MIDDLE	NO
17201003708	MODERATE	YES



**Winnebago, ILLINOIS**

Census Tract	Tract Income Class	Minority Tract
17201003709	MODERATE	YES
17201003710	MIDDLE	NO
17201003711	MIDDLE	NO
17201003801	UPPER	NO
17201003805	UPPER	NO
17201003806	UPPER	NO
17201003808	MIDDLE	NO
17201003809	MIDDLE	NO
17201003810	MIDDLE	NO
17201003811	UPPER	NO
17201003901	UPPER	NO
17201003903	UPPER	NO
17201003904	MIDDLE	NO
17201004002	MIDDLE	NO
17201004003	MODERATE	NO
17201004004	MIDDLE	NO
17201004005	UPPER	NO
17201004100	UPPER	NO
17201004200	UPPER	NO
17201004300	UPPER	NO
17201980000	NA	YES

**Winnebago, ILLINOIS**

Census Tract	Tract Income Class	Minority Tract
<b>Summary Data: Winnebago</b>		
<b>Number of Census Tracts</b>		80
<b>Number of Minority Tracts</b>		25
<b>Percentage of Minority Tracts</b>		31.25%
<b>Number of Low Income Tracts</b>		8
<b>Percentage of Low Income Tracts</b>		10.00%
<b>Number of Moderate Income Tracts</b>		25
<b>Percentage of Moderate Income Tracts</b>		31.25%
<b>Number of Middle Income Tracts</b>		23
<b>Percentage of Middle Income Tracts</b>		28.75%
<b>Number of Upper Income Tracts</b>		21
<b>Percentage of Upper Income Tracts</b>		26.25%
<b>Number of NA Income Tracts</b>		3
<b>Percentage of NA Income Tracts</b>		3.75%

**Woodford, ILLINOIS**

Census Tract	Tract Income Class	Minority Tract
17203030100	MIDDLE	NO
17203030200	MIDDLE	NO
17203030300	MIDDLE	NO
17203030400	UPPER	NO
17203030501	UPPER	NO

**Woodford, ILLINOIS**

Census Tract	Tract Income Class	Minority Tract
17203030502	MIDDLE	NO
17203030601	MIDDLE	NO
17203030602	UPPER	NO
17203030700	MIDDLE	NO
<b>Summary Data: Woodford</b>		
<b>Number of Census Tracts</b>		9
<b>Number of Minority Tracts</b>		0
<b>Percentage of Minority Tracts</b>		0.00%
<b>Number of Low Income Tracts</b>		0
<b>Percentage of Low Income Tracts</b>		0.00%
<b>Number of Moderate Income Tracts</b>		0
<b>Percentage of Moderate Income Tracts</b>		0.00%
<b>Number of Middle Income Tracts</b>		6
<b>Percentage of Middle Income Tracts</b>		66.67%
<b>Number of Upper Income Tracts</b>		3
<b>Percentage of Upper Income Tracts</b>		33.33%
<b>Number of NA Income Tracts</b>		0
<b>Percentage of NA Income Tracts</b>		0.00%



<b>Assessment Area Summary Data:</b>	<b>Number of Census Tracts:</b>	3,265
--------------------------------------	---------------------------------	-------

Number of Minority Tracts	Number of Low Income Tracts	Number of Moderate Income Tracts	Number of Middle Income Tracts	Number of Upper Income Tracts	Number of NA Income Tracts
1,138	319	732	1,277	891	46

Percentage of Minority Tracts	Percentage of Low Income Tracts	Percentage of Moderate Income Tracts	Percentage of Middle Income Tracts	Percentage of Upper Income Tracts	Percentage of NA Income Tracts
34.85%	9.77%	22.42%	39.11%	27.29%	1.41%

