

# GeoDataVision Report D-1 Census Tract Reference Book 2022

Tract Income Classification and Minority Status—Based on Census data released by the FFIEC April 2022

## Appling, GEORGIA

Census Tract	Tract Income Class	Minority Tract
13001950100	UPPER	NO
13001950201	MIDDLE	NO
13001950202	MODERATE	YES
13001950301	MIDDLE	NO
13001950302	MIDDLE	NO
13001950400	MIDDLE	NO
13001950500	MODERATE	NO

### Summary Data: Appling

Number of Census Tracts	7
Number of Minority Tracts	1
Percentage of Minority Tracts	14.29%
Number of Low Income Tracts	0
Percentage of Low Income Tracts	0.00%
Number of Moderate Income Tracts	2
Percentage of Moderate Income Tracts	28.57%
Number of Middle Income Tracts	4
Percentage of Middle Income Tracts	57.14%
Number of Upper Income Tracts	1
Percentage of Upper Income Tracts	14.29%
Number of NA Income Tracts	0
Percentage of NA Income Tracts	0.00%

## Atkinson, GEORGIA

Census Tract	Tract Income Class	Minority Tract
13003960100	MODERATE	NO
13003960200	MIDDLE	NO
13003960300	MIDDLE	NO

### Summary Data: Atkinson

Number of Census Tracts	3
Number of Minority Tracts	0
Percentage of Minority Tracts	0.00%
Number of Low Income Tracts	0
Percentage of Low Income Tracts	0.00%
Number of Moderate Income Tracts	1
Percentage of Moderate Income Tracts	33.33%
Number of Middle Income Tracts	2
Percentage of Middle Income Tracts	66.67%
Number of Upper Income Tracts	0
Percentage of Upper Income Tracts	0.00%
Number of NA Income Tracts	0
Percentage of NA Income Tracts	0.00%

## Bacon, GEORGIA

Census Tract	Tract Income Class	Minority Tract
13005970100	MIDDLE	NO

## Bacon, GEORGIA

Census Tract	Tract Income Class	Minority Tract
13005970201	MIDDLE	NO
13005970202	MODERATE	NO

### Summary Data: Bacon

Number of Census Tracts	3
Number of Minority Tracts	0
Percentage of Minority Tracts	0.00%
Number of Low Income Tracts	0
Percentage of Low Income Tracts	0.00%
Number of Moderate Income Tracts	1
Percentage of Moderate Income Tracts	33.33%
Number of Middle Income Tracts	2
Percentage of Middle Income Tracts	66.67%
Number of Upper Income Tracts	0
Percentage of Upper Income Tracts	0.00%
Number of NA Income Tracts	0
Percentage of NA Income Tracts	0.00%

## Baker, GEORGIA

Census Tract	Tract Income Class	Minority Tract
13007960100	MIDDLE	YES
13007960200	MODERATE	NO

**Baker, GEORGIA**

Census Tract	Tract Income Class	Minority Tract
<b>Summary Data: Baker</b>		
Number of Census Tracts		2
Number of Minority Tracts		1
Percentage of Minority Tracts		50.00%
Number of Low Income Tracts		0
Percentage of Low Income Tracts		0.00%
Number of Moderate Income Tracts		1
Percentage of Moderate Income Tracts		50.00%
Number of Middle Income Tracts		1
Percentage of Middle Income Tracts		50.00%
Number of Upper Income Tracts		0
Percentage of Upper Income Tracts		0.00%
Number of NA Income Tracts		0
Percentage of NA Income Tracts		0.00%

**Baldwin, GEORGIA**

Census Tract	Tract Income Class	Minority Tract
13009970101	UPPER	YES
13009970102	MIDDLE	NO
13009970201	MODERATE	YES
13009970202	UPPER	NO
13009970301	UPPER	NO

**Baldwin, GEORGIA**

Census Tract	Tract Income Class	Minority Tract
13009970302	UPPER	YES
13009970400	UPPER	YES
13009970501	NA	NO
13009970502	UPPER	NO
13009970600	MODERATE	YES
13009970701	MODERATE	YES
13009970702	NA	YES
13009970801	UPPER	NO
13009970802	LOW	YES

**Summary Data: Baldwin**

Number of Census Tracts	14
Number of Minority Tracts	8
Percentage of Minority Tracts	57.14%
Number of Low Income Tracts	1
Percentage of Low Income Tracts	7.14%
Number of Moderate Income Tracts	3
Percentage of Moderate Income Tracts	21.43%
Number of Middle Income Tracts	1
Percentage of Middle Income Tracts	7.14%
Number of Upper Income Tracts	7
Percentage of Upper Income Tracts	50.00%
Number of NA Income Tracts	2
Percentage of NA Income Tracts	14.29%

**Banks, GEORGIA**

Census Tract	Tract Income Class	Minority Tract
13011970100	MIDDLE	NO
13011970200	MIDDLE	NO
13011970300	MIDDLE	NO
13011970400	UPPER	NO

**Summary Data: Banks**

Number of Census Tracts	4
Number of Minority Tracts	0
Percentage of Minority Tracts	0.00%
Number of Low Income Tracts	0
Percentage of Low Income Tracts	0.00%
Number of Moderate Income Tracts	0
Percentage of Moderate Income Tracts	0.00%
Number of Middle Income Tracts	3
Percentage of Middle Income Tracts	75.00%
Number of Upper Income Tracts	1
Percentage of Upper Income Tracts	25.00%
Number of NA Income Tracts	0
Percentage of NA Income Tracts	0.00%

**Barrow, GEORGIA**

Census Tract	Tract Income Class	Minority Tract
13013180103	UPPER	NO

**Barrow, GEORGIA**

Census Tract	Tract Income Class	Minority Tract
13013180104	MODERATE	NO
13013180105	MIDDLE	NO
13013180106	MODERATE	NO
13013180107	MIDDLE	NO
13013180108	MIDDLE	NO
13013180203	MODERATE	YES
13013180204	MODERATE	YES
13013180205	MODERATE	NO
13013180206	MODERATE	NO
13013180301	MIDDLE	NO
13013180302	MIDDLE	NO
13013180303	MIDDLE	NO
13013180401	MIDDLE	NO
13013180402	MODERATE	NO
13013180501	MIDDLE	NO
13013180502	MODERATE	NO
13013180503	MIDDLE	NO

**Barrow, GEORGIA**

Census Tract	Tract Income Class	Minority Tract
<b>Summary Data: Barrow</b>		
<b>Number of Census Tracts</b>		18
<b>Number of Minority Tracts</b>		2
<b>Percentage of Minority Tracts</b>		11.11%
<b>Number of Low Income Tracts</b>		0
<b>Percentage of Low Income Tracts</b>		0.00%
<b>Number of Moderate Income Tracts</b>		8
<b>Percentage of Moderate Income Tracts</b>		44.44%
<b>Number of Middle Income Tracts</b>		9
<b>Percentage of Middle Income Tracts</b>		50.00%
<b>Number of Upper Income Tracts</b>		1
<b>Percentage of Upper Income Tracts</b>		5.56%
<b>Number of NA Income Tracts</b>		0
<b>Percentage of NA Income Tracts</b>		0.00%

**Bartow, GEORGIA**

Census Tract	Tract Income Class	Minority Tract
13015960101	MIDDLE	NO
13015960103	UPPER	NO
13015960104	MIDDLE	NO
13015960105	MODERATE	NO
13015960201	MIDDLE	NO

**Bartow, GEORGIA**

Census Tract	Tract Income Class	Minority Tract
13015960202	MODERATE	NO
13015960203	MODERATE	NO
13015960301	MIDDLE	NO
13015960302	MIDDLE	NO
13015960403	MODERATE	NO
13015960404	MODERATE	NO
13015960405	MIDDLE	NO
13015960406	MODERATE	NO
13015960407	UPPER	NO
13015960501	MODERATE	NO
13015960502	MODERATE	NO
13015960601	MODERATE	NO
13015960602	MIDDLE	NO
13015960701	MODERATE	YES
13015960702	MIDDLE	NO
13015960801	MODERATE	NO
13015960802	LOW	NO
13015960804	MIDDLE	NO
13015960805	MODERATE	NO
13015960901	MIDDLE	NO
13015960902	MIDDLE	NO
13015961001	MIDDLE	NO
13015961002	MODERATE	NO



Bartow, GEORGIA		
Census Tract	Tract Income Class	Minority Tract
<b>Summary Data: Bartow</b>		
Number of Census Tracts		28
Number of Minority Tracts		1
Percentage of Minority Tracts		3.57%
Number of Low Income Tracts		1
Percentage of Low Income Tracts		3.57%
Number of Moderate Income Tracts		13
Percentage of Moderate Income Tracts		46.43%
Number of Middle Income Tracts		12
Percentage of Middle Income Tracts		42.86%
Number of Upper Income Tracts		2
Percentage of Upper Income Tracts		7.14%
Number of NA Income Tracts		0
Percentage of NA Income Tracts		0.00%

Ben Hill, GEORGIA		
Census Tract	Tract Income Class	Minority Tract
13017960100	MIDDLE	NO
13017960200	MIDDLE	NO
13017960300	MIDDLE	YES
13017960400	MODERATE	YES
13017960501	MODERATE	YES

Ben Hill, GEORGIA		
Census Tract	Tract Income Class	Minority Tract
13017960502	MODERATE	NO
<b>Summary Data: Ben Hill</b>		
Number of Census Tracts		6
Number of Minority Tracts		3
Percentage of Minority Tracts		50.00%
Number of Low Income Tracts		0
Percentage of Low Income Tracts		0.00%
Number of Moderate Income Tracts		3
Percentage of Moderate Income Tracts		50.00%
Number of Middle Income Tracts		3
Percentage of Middle Income Tracts		50.00%
Number of Upper Income Tracts		0
Percentage of Upper Income Tracts		0.00%
Number of NA Income Tracts		0
Percentage of NA Income Tracts		0.00%

Berrien, GEORGIA		
Census Tract	Tract Income Class	Minority Tract
13019970100	MIDDLE	NO
13019970200	MIDDLE	NO
13019970300	MODERATE	NO
13019970400	MIDDLE	NO

Berrien, GEORGIA		
Census Tract	Tract Income Class	Minority Tract
13019970500	MIDDLE	NO
13019970600	MIDDLE	NO
<b>Summary Data: Berrien</b>		
Number of Census Tracts		6
Number of Minority Tracts		0
Percentage of Minority Tracts		0.00%
Number of Low Income Tracts		0
Percentage of Low Income Tracts		0.00%
Number of Moderate Income Tracts		1
Percentage of Moderate Income Tracts		16.67%
Number of Middle Income Tracts		5
Percentage of Middle Income Tracts		83.33%
Number of Upper Income Tracts		0
Percentage of Upper Income Tracts		0.00%
Number of NA Income Tracts		0
Percentage of NA Income Tracts		0.00%

Bibb, GEORGIA		
Census Tract	Tract Income Class	Minority Tract
13021010100	NA	YES
13021010200	UPPER	NO
13021010400	LOW	YES



**Bibb, GEORGIA**

Census Tract	Tract Income Class	Minority Tract
13021010500	LOW	YES
13021010800	UPPER	NO
13021011001	LOW	YES
13021011002	MIDDLE	YES
13021011100	LOW	YES
13021011500	LOW	YES
13021011701	MODERATE	YES
13021011702	MODERATE	YES
13021011800	UPPER	NO
13021011900	MIDDLE	YES
13021012000	MIDDLE	NO
13021012101	UPPER	NO
13021012102	UPPER	NO
13021012200	MODERATE	YES
13021012400	LOW	YES
13021012500	LOW	YES
13021012600	MODERATE	YES
13021012700	LOW	YES
13021012800	LOW	YES
13021012900	MODERATE	YES
13021013101	LOW	YES
13021013102	MIDDLE	YES
13021013201	MODERATE	YES
13021013202	NA	YES
13021013302	MODERATE	YES
13021013407	MIDDLE	YES
13021013408	UPPER	NO

**Bibb, GEORGIA**

Census Tract	Tract Income Class	Minority Tract
13021013409	MIDDLE	YES
13021013411	UPPER	YES
13021013412	UPPER	NO
13021013413	UPPER	NO
13021013502	MIDDLE	NO
13021013503	MIDDLE	YES
13021013505	MIDDLE	NO
13021013506	UPPER	NO
13021013603	MIDDLE	NO
13021013604	UPPER	NO
13021013605	UPPER	YES
13021013607	UPPER	NO
13021013608	UPPER	NO
13021013701	NA	YES
13021013702	UPPER	YES
13021013800	MODERATE	YES
13021013900	MODERATE	YES
13021014000	LOW	YES

**Bibb, GEORGIA**

Census Tract	Tract Income Class	Minority Tract
<b>Summary Data: Bibb</b>		
<b>Number of Census Tracts</b>		48
<b>Number of Minority Tracts</b>		32
<b>Percentage of Minority Tracts</b>		66.67%
<b>Number of Low Income Tracts</b>		11
<b>Percentage of Low Income Tracts</b>		22.92%
<b>Number of Moderate Income Tracts</b>		9
<b>Percentage of Moderate Income Tracts</b>		18.75%
<b>Number of Middle Income Tracts</b>		10
<b>Percentage of Middle Income Tracts</b>		20.83%
<b>Number of Upper Income Tracts</b>		15
<b>Percentage of Upper Income Tracts</b>		31.25%
<b>Number of NA Income Tracts</b>		3
<b>Percentage of NA Income Tracts</b>		6.25%

**Bleckley, GEORGIA**

Census Tract	Tract Income Class	Minority Tract
13023790100	MIDDLE	NO
13023790200	MIDDLE	YES
13023790301	MODERATE	NO
13023790302	MIDDLE	NO



**Bleckley, GEORGIA**

Census Tract	Tract Income Class	Minority Tract
<b>Summary Data: Bleckley</b>		
Number of Census Tracts		4
Number of Minority Tracts		1
Percentage of Minority Tracts		25.00%
Number of Low Income Tracts		0
Percentage of Low Income Tracts		0.00%
Number of Moderate Income Tracts		1
Percentage of Moderate Income Tracts		25.00%
Number of Middle Income Tracts		3
Percentage of Middle Income Tracts		75.00%
Number of Upper Income Tracts		0
Percentage of Upper Income Tracts		0.00%
Number of NA Income Tracts		0
Percentage of NA Income Tracts		0.00%

**Brantley, GEORGIA**

Census Tract	Tract Income Class	Minority Tract
13025960101	MODERATE	NO
13025960102	MODERATE	NO
13025960201	NA	NO
13025960202	MODERATE	NO
13025960300	MIDDLE	NO

**Brantley, GEORGIA**

Census Tract	Tract Income Class	Minority Tract
<b>Summary Data: Brantley</b>		
Number of Census Tracts		5
Number of Minority Tracts		0
Percentage of Minority Tracts		0.00%
Number of Low Income Tracts		0
Percentage of Low Income Tracts		0.00%
Number of Moderate Income Tracts		3
Percentage of Moderate Income Tracts		60.00%
Number of Middle Income Tracts		1
Percentage of Middle Income Tracts		20.00%
Number of Upper Income Tracts		0
Percentage of Upper Income Tracts		0.00%
Number of NA Income Tracts		1
Percentage of NA Income Tracts		20.00%

**Brooks, GEORGIA**

Census Tract	Tract Income Class	Minority Tract
13027960200	MODERATE	NO
13027960301	MIDDLE	NO
13027960302	MIDDLE	NO
13027960400	MODERATE	YES
13027960500	MODERATE	YES

**Brooks, GEORGIA**

Census Tract	Tract Income Class	Minority Tract
13027960600	MIDDLE	NO
<b>Summary Data: Brooks</b>		
Number of Census Tracts		6
Number of Minority Tracts		2
Percentage of Minority Tracts		33.33%
Number of Low Income Tracts		0
Percentage of Low Income Tracts		0.00%
Number of Moderate Income Tracts		3
Percentage of Moderate Income Tracts		50.00%
Number of Middle Income Tracts		3
Percentage of Middle Income Tracts		50.00%
Number of Upper Income Tracts		0
Percentage of Upper Income Tracts		0.00%
Number of NA Income Tracts		0
Percentage of NA Income Tracts		0.00%

**Bryan, GEORGIA**

Census Tract	Tract Income Class	Minority Tract
13029920101	MIDDLE	NO
13029920103	MODERATE	NO
13029920104	NA	NO
13029920301	MIDDLE	NO



**Bryan, GEORGIA**

Census Tract	Tract Income Class	Minority Tract
13029920303	MODERATE	NO
13029920305	UPPER	NO
13029920307	UPPER	NO
13029920308	UPPER	NO
13029980000	NA	NO

**Summary Data: Bryan**

Number of Census Tracts	9
Number of Minority Tracts	0
Percentage of Minority Tracts	0.00%
Number of Low Income Tracts	0
Percentage of Low Income Tracts	0.00%
Number of Moderate Income Tracts	2
Percentage of Moderate Income Tracts	22.22%
Number of Middle Income Tracts	2
Percentage of Middle Income Tracts	22.22%
Number of Upper Income Tracts	3
Percentage of Upper Income Tracts	33.33%
Number of NA Income Tracts	2
Percentage of NA Income Tracts	22.22%

**Bulloch, GEORGIA**

Census Tract	Tract Income Class	Minority Tract
--------------	--------------------	----------------

**Bulloch, GEORGIA**

Census Tract	Tract Income Class	Minority Tract
13031110100	MIDDLE	NO
13031110201	UPPER	NO
13031110202	UPPER	NO
13031110301	UPPER	NO
13031110302	UPPER	NO
13031110401	MODERATE	YES
13031110405	MODERATE	YES
13031110406	NA	YES
13031110407	NA	NO
13031110408	LOW	NO
13031110500	MIDDLE	NO
13031110602	MODERATE	YES
13031110603	UPPER	NO
13031110604	MIDDLE	NO
13031110701	UPPER	NO
13031110702	UPPER	NO
13031110703	UPPER	NO
13031110800	MIDDLE	NO
13031110901	MIDDLE	NO
13031110902	UPPER	NO

**Bulloch, GEORGIA**

Census Tract	Tract Income Class	Minority Tract
<b>Summary Data: Bulloch</b>		
Number of Census Tracts		20
Number of Minority Tracts		4
Percentage of Minority Tracts		20.00%
Number of Low Income Tracts		1
Percentage of Low Income Tracts		5.00%
Number of Moderate Income Tracts		3
Percentage of Moderate Income Tracts		15.00%
Number of Middle Income Tracts		5
Percentage of Middle Income Tracts		25.00%
Number of Upper Income Tracts		9
Percentage of Upper Income Tracts		45.00%
Number of NA Income Tracts		2
Percentage of NA Income Tracts		10.00%

**Burke, GEORGIA**

Census Tract	Tract Income Class	Minority Tract
13033950101	UPPER	NO
13033950102	UPPER	NO
13033950200	MODERATE	NO
13033950400	MODERATE	YES
13033950500	MIDDLE	NO



**Burke, GEORGIA**

Census Tract	Tract Income Class	Minority Tract
13033950700	MIDDLE	NO
13033950900	MODERATE	YES

**Summary Data: Burke**

Number of Census Tracts	7
Number of Minority Tracts	2
Percentage of Minority Tracts	28.57%
Number of Low Income Tracts	0
Percentage of Low Income Tracts	0.00%
Number of Moderate Income Tracts	3
Percentage of Moderate Income Tracts	42.86%
Number of Middle Income Tracts	2
Percentage of Middle Income Tracts	28.57%
Number of Upper Income Tracts	2
Percentage of Upper Income Tracts	28.57%
Number of NA Income Tracts	0
Percentage of NA Income Tracts	0.00%

**Butts, GEORGIA**

Census Tract	Tract Income Class	Minority Tract
13035150101	MIDDLE	NO
13035150102	MIDDLE	NO
13035150201	LOW	NO

**Butts, GEORGIA**

Census Tract	Tract Income Class	Minority Tract
13035150202	MODERATE	NO
13035150300	MODERATE	NO

**Summary Data: Butts**

Number of Census Tracts	5
Number of Minority Tracts	0
Percentage of Minority Tracts	0.00%
Number of Low Income Tracts	1
Percentage of Low Income Tracts	20.00%
Number of Moderate Income Tracts	2
Percentage of Moderate Income Tracts	40.00%
Number of Middle Income Tracts	2
Percentage of Middle Income Tracts	40.00%
Number of Upper Income Tracts	0
Percentage of Upper Income Tracts	0.00%
Number of NA Income Tracts	0
Percentage of NA Income Tracts	0.00%

**Calhoun, GEORGIA**

Census Tract	Tract Income Class	Minority Tract
13037950100	MIDDLE	YES
13037950200	MODERATE	YES

**Calhoun, GEORGIA**

Census Tract	Tract Income Class	Minority Tract
<b>Summary Data: Calhoun</b>		
Number of Census Tracts		2
Number of Minority Tracts		2
Percentage of Minority Tracts		100.00%
Number of Low Income Tracts		0
Percentage of Low Income Tracts		0.00%
Number of Moderate Income Tracts		1
Percentage of Moderate Income Tracts		50.00%
Number of Middle Income Tracts		1
Percentage of Middle Income Tracts		50.00%
Number of Upper Income Tracts		0
Percentage of Upper Income Tracts		0.00%
Number of NA Income Tracts		0
Percentage of NA Income Tracts		0.00%

**Camden, GEORGIA**

Census Tract	Tract Income Class	Minority Tract
13039010100	UPPER	NO
13039010201	MIDDLE	NO
13039010202	UPPER	NO
13039010302	MODERATE	NO
13039010303	MIDDLE	NO



**Camden, GEORGIA**

Census Tract	Tract Income Class	Minority Tract
13039010304	UPPER	NO
13039010305	UPPER	NO
13039010403	UPPER	NO
13039010404	MIDDLE	NO
13039010405	UPPER	NO
13039010406	UPPER	NO
13039010407	UPPER	NO
13039010500	MODERATE	NO
13039010602	UPPER	NO
13039010603	MIDDLE	NO
13039010604	MODERATE	NO
13039990000	NA	NO

**Camden, GEORGIA**

Census Tract	Tract Income Class	Minority Tract
<b>Summary Data: Camden</b>		
<b>Number of Census Tracts</b>		17
<b>Number of Minority Tracts</b>		0
<b>Percentage of Minority Tracts</b>		0.00%
<b>Number of Low Income Tracts</b>		0
<b>Percentage of Low Income Tracts</b>		0.00%
<b>Number of Moderate Income Tracts</b>		3
<b>Percentage of Moderate Income Tracts</b>		17.65%
<b>Number of Middle Income Tracts</b>		4
<b>Percentage of Middle Income Tracts</b>		23.53%
<b>Number of Upper Income Tracts</b>		9
<b>Percentage of Upper Income Tracts</b>		52.94%
<b>Number of NA Income Tracts</b>		1
<b>Percentage of NA Income Tracts</b>		5.88%

**Candler, GEORGIA**

Census Tract	Tract Income Class	Minority Tract
<b>Summary Data: Candler</b>		
<b>Number of Census Tracts</b>		3
<b>Number of Minority Tracts</b>		0
<b>Percentage of Minority Tracts</b>		0.00%
<b>Number of Low Income Tracts</b>		0
<b>Percentage of Low Income Tracts</b>		0.00%
<b>Number of Moderate Income Tracts</b>		2
<b>Percentage of Moderate Income Tracts</b>		66.67%
<b>Number of Middle Income Tracts</b>		1
<b>Percentage of Middle Income Tracts</b>		33.33%
<b>Number of Upper Income Tracts</b>		0
<b>Percentage of Upper Income Tracts</b>		0.00%
<b>Number of NA Income Tracts</b>		0
<b>Percentage of NA Income Tracts</b>		0.00%

**Candler, GEORGIA**

Census Tract	Tract Income Class	Minority Tract
13043950100	MODERATE	NO
13043950200	MODERATE	NO
13043950300	MIDDLE	NO

**Carroll, GEORGIA**

Census Tract	Tract Income Class	Minority Tract
13045910101	MODERATE	YES
13045910103	MIDDLE	NO
13045910105	MODERATE	NO
13045910106	MIDDLE	NO
13045910201	MIDDLE	NO



**Carroll, GEORGIA**

Census Tract	Tract Income Class	Minority Tract
13045910202	MODERATE	NO
13045910203	MIDDLE	NO
13045910301	MODERATE	NO
13045910302	MODERATE	NO
13045910400	MIDDLE	NO
13045910502	LOW	YES
13045910503	MODERATE	YES
13045910504	MIDDLE	YES
13045910600	MIDDLE	NO
13045910704	UPPER	NO
13045910705	MODERATE	NO
13045910706	MIDDLE	NO
13045910707	MIDDLE	NO
13045910708	MODERATE	NO
13045910709	MODERATE	NO
13045910800	MODERATE	NO
13045910900	MIDDLE	NO
13045911001	MIDDLE	NO
13045911002	UPPER	NO
13045911101	MIDDLE	NO
13045911102	MIDDLE	NO
13045911201	MODERATE	NO
13045911202	MODERATE	NO

**Carroll, GEORGIA**

Census Tract	Tract Income Class	Minority Tract
<b>Summary Data: Carroll</b>		
<b>Number of Census Tracts</b>		28
<b>Number of Minority Tracts</b>		4
<b>Percentage of Minority Tracts</b>		14.29%
<b>Number of Low Income Tracts</b>		1
<b>Percentage of Low Income Tracts</b>		3.57%
<b>Number of Moderate Income Tracts</b>		12
<b>Percentage of Moderate Income Tracts</b>		42.86%
<b>Number of Middle Income Tracts</b>		13
<b>Percentage of Middle Income Tracts</b>		46.43%
<b>Number of Upper Income Tracts</b>		2
<b>Percentage of Upper Income Tracts</b>		7.14%
<b>Number of NA Income Tracts</b>		0
<b>Percentage of NA Income Tracts</b>		0.00%

**Catoosa, GEORGIA**

Census Tract	Tract Income Class	Minority Tract
13047030100	MIDDLE	NO
13047030201	MIDDLE	NO
13047030202	MIDDLE	NO
13047030303	UPPER	NO
13047030304	MIDDLE	NO

**Catoosa, GEORGIA**

Census Tract	Tract Income Class	Minority Tract
13047030305	MIDDLE	NO
13047030306	MIDDLE	NO
13047030402	UPPER	NO
13047030403	UPPER	NO
13047030404	MIDDLE	NO
13047030501	MIDDLE	NO
13047030502	MODERATE	NO
13047030600	MIDDLE	NO
13047030701	MODERATE	NO
13047030702	MIDDLE	NO



**Catoosa, GEORGIA**

Census Tract	Tract Income Class	Minority Tract
<b>Summary Data: Catoosa</b>		
Number of Census Tracts		15
Number of Minority Tracts		0
Percentage of Minority Tracts		0.00%
Number of Low Income Tracts		0
Percentage of Low Income Tracts		0.00%
Number of Moderate Income Tracts		2
Percentage of Moderate Income Tracts		13.33%
Number of Middle Income Tracts		10
Percentage of Middle Income Tracts		66.67%
Number of Upper Income Tracts		3
Percentage of Upper Income Tracts		20.00%
Number of NA Income Tracts		0
Percentage of NA Income Tracts		0.00%

**Charlton, GEORGIA**

Census Tract	Tract Income Class	Minority Tract
13049010101	MIDDLE	YES
13049010102	MIDDLE	NO
13049010200	MIDDLE	NO

**Charlton, GEORGIA**

Census Tract	Tract Income Class	Minority Tract
<b>Summary Data: Charlton</b>		
Number of Census Tracts		3
Number of Minority Tracts		1
Percentage of Minority Tracts		33.33%
Number of Low Income Tracts		0
Percentage of Low Income Tracts		0.00%
Number of Moderate Income Tracts		0
Percentage of Moderate Income Tracts		0.00%
Number of Middle Income Tracts		3
Percentage of Middle Income Tracts		100.00%
Number of Upper Income Tracts		0
Percentage of Upper Income Tracts		0.00%
Number of NA Income Tracts		0
Percentage of NA Income Tracts		0.00%

**Chatham, GEORGIA**

Census Tract	Tract Income Class	Minority Tract
13051000601	LOW	YES
13051001100	LOW	YES
13051001200	LOW	YES
13051002000	MODERATE	YES
13051002100	MODERATE	YES

**Chatham, GEORGIA**

Census Tract	Tract Income Class	Minority Tract
13051002200	MODERATE	YES
13051002300	MODERATE	YES
13051002600	MODERATE	YES
13051002700	MODERATE	YES
13051002800	LOW	YES
13051002900	UPPER	NO
13051003000	UPPER	NO
13051003301	MODERATE	YES
13051003302	MODERATE	YES
13051003400	MIDDLE	NO
13051003501	MODERATE	YES
13051003502	LOW	YES
13051003601	MODERATE	YES
13051003602	MODERATE	YES
13051003700	MODERATE	YES
13051003800	MODERATE	YES
13051003900	MODERATE	YES
13051004001	MIDDLE	NO
13051004002	MODERATE	NO
13051004100	MIDDLE	NO
13051004207	MODERATE	YES
13051004208	MODERATE	YES
13051004209	MODERATE	YES
13051004210	MODERATE	YES
13051004211	MIDDLE	YES
13051004212	MIDDLE	NO
13051004300	MODERATE	NO



**Chatham, GEORGIA**

Census Tract	Tract Income Class	Minority Tract
13051004400	LOW	YES
13051004500	MODERATE	YES
13051010102	MODERATE	NO
13051010200	MIDDLE	YES
13051010502	LOW	YES
13051010503	MODERATE	NO
13051010504	MIDDLE	YES
13051010601	MODERATE	YES
13051010603	MODERATE	YES
13051010701	NA	NO
13051010702	MIDDLE	YES
13051010703	MIDDLE	YES
13051010704	UPPER	YES
13051010705	MIDDLE	NO
13051010706	MIDDLE	YES
13051010707	UPPER	YES
13051010801	MIDDLE	NO
13051010806	MIDDLE	YES
13051010807	MIDDLE	YES
13051010810	UPPER	YES
13051010811	MIDDLE	NO
13051010812	UPPER	NO
13051010813	MODERATE	YES
13051010814	MIDDLE	YES
13051010815	MODERATE	YES
13051010816	MODERATE	YES
13051010817	MIDDLE	YES

**Chatham, GEORGIA**

Census Tract	Tract Income Class	Minority Tract
13051010818	NA	NO
13051010819	MIDDLE	YES
13051010820	MIDDLE	NO
13051010821	UPPER	NO
13051010901	LOW	YES
13051011004	UPPER	NO
13051011005	UPPER	NO
13051011006	UPPER	NO
13051011007	UPPER	NO
13051011008	UPPER	NO
13051011104	MIDDLE	NO
13051011107	UPPER	NO
13051011108	MIDDLE	NO
13051011110	UPPER	NO
13051011111	UPPER	NO
13051011112	UPPER	NO
13051011113	UPPER	NO
13051011114	MIDDLE	NO
13051011115	UPPER	NO
13051011200	UPPER	NO
13051011300	MODERATE	NO
13051011400	MIDDLE	NO
13051011500	UPPER	NO
13051011600	MODERATE	YES
13051011700	LOW	NO
13051011800	NA	YES
13051011900	UPPER	NO

**Chatham, GEORGIA**

Census Tract	Tract Income Class	Minority Tract
13051980000	NA	NO
13051990000	NA	NO

**Summary Data: Chatham**

<b>Number of Census Tracts</b>	88
<b>Number of Minority Tracts</b>	48
<b>Percentage of Minority Tracts</b>	54.55%
<b>Number of Low Income Tracts</b>	9
<b>Percentage of Low Income Tracts</b>	10.23%
<b>Number of Moderate Income Tracts</b>	30
<b>Percentage of Moderate Income Tracts</b>	34.09%
<b>Number of Middle Income Tracts</b>	23
<b>Percentage of Middle Income Tracts</b>	26.14%
<b>Number of Upper Income Tracts</b>	21
<b>Percentage of Upper Income Tracts</b>	23.86%
<b>Number of NA Income Tracts</b>	5
<b>Percentage of NA Income Tracts</b>	5.68%

**Chattahoochee, GEORGIA**

Census Tract	Tract Income Class	Minority Tract
13053020100	LOW	NO
13053020201	UPPER	NO
13053020203	MODERATE	NO



**Chattahoochee, GEORGIA**

Census Tract	Tract Income Class	Minority Tract
13053020205	MODERATE	NO
13053020206	NA	NO

**Summary Data: Chattahoochee**

Number of Census Tracts	5
Number of Minority Tracts	0
Percentage of Minority Tracts	0.00%
Number of Low Income Tracts	1
Percentage of Low Income Tracts	20.00%
Number of Moderate Income Tracts	2
Percentage of Moderate Income Tracts	40.00%
Number of Middle Income Tracts	0
Percentage of Middle Income Tracts	0.00%
Number of Upper Income Tracts	1
Percentage of Upper Income Tracts	20.00%
Number of NA Income Tracts	1
Percentage of NA Income Tracts	20.00%

**Chattooga, GEORGIA**

Census Tract	Tract Income Class	Minority Tract
13055010100	MIDDLE	NO
13055010201	MIDDLE	NO
13055010202	MODERATE	NO

**Chattooga, GEORGIA**

Census Tract	Tract Income Class	Minority Tract
13055010300	MODERATE	NO
13055010401	MIDDLE	NO
13055010402	MODERATE	NO
13055010501	MODERATE	NO
13055010502	MODERATE	NO
13055010600	MIDDLE	NO

**Summary Data: Chattooga**

Number of Census Tracts	9
Number of Minority Tracts	0
Percentage of Minority Tracts	0.00%
Number of Low Income Tracts	0
Percentage of Low Income Tracts	0.00%
Number of Moderate Income Tracts	5
Percentage of Moderate Income Tracts	55.56%
Number of Middle Income Tracts	4
Percentage of Middle Income Tracts	44.44%
Number of Upper Income Tracts	0
Percentage of Upper Income Tracts	0.00%
Number of NA Income Tracts	0
Percentage of NA Income Tracts	0.00%

**Cherokee, GEORGIA**

Census Tract	Tract Income Class	Minority Tract
13057090101	MIDDLE	NO
13057090102	MIDDLE	NO
13057090103	MIDDLE	NO
13057090201	MIDDLE	NO
13057090202	MIDDLE	NO
13057090301	UPPER	NO
13057090302	MIDDLE	NO
13057090303	MIDDLE	NO
13057090401	MODERATE	YES
13057090402	MIDDLE	NO
13057090503	UPPER	NO
13057090504	UPPER	NO
13057090505	UPPER	NO
13057090506	MIDDLE	NO
13057090507	UPPER	NO
13057090603	MIDDLE	NO
13057090604	MIDDLE	NO
13057090605	MODERATE	YES
13057090606	MIDDLE	NO
13057090703	MODERATE	NO
13057090704	MIDDLE	NO
13057090705	UPPER	NO
13057090706	UPPER	NO
13057090707	MIDDLE	NO
13057090708	UPPER	NO
13057090709	UPPER	NO
13057090710	UPPER	NO



**Cherokee, GEORGIA**

Census Tract	Tract Income Class	Minority Tract
13057090805	MIDDLE	NO
13057090806	UPPER	NO
13057090807	UPPER	NO
13057090808	UPPER	NO
13057090809	MIDDLE	NO
13057090810	UPPER	NO
13057090905	MIDDLE	NO
13057090906	UPPER	NO
13057090907	MIDDLE	NO
13057090908	UPPER	NO
13057090909	MODERATE	NO
13057090910	UPPER	NO
13057090911	UPPER	NO
13057090912	UPPER	NO
13057091001	MIDDLE	NO
13057091006	UPPER	NO
13057091007	UPPER	NO
13057091009	MIDDLE	NO
13057091010	UPPER	NO
13057091011	MIDDLE	NO
13057091012	MIDDLE	NO
13057091013	MIDDLE	NO
13057091014	MODERATE	YES
13057091101	UPPER	NO
13057091104	MIDDLE	NO
13057091105	MODERATE	NO
13057091106	MIDDLE	NO

**Cherokee, GEORGIA**

Census Tract	Tract Income Class	Minority Tract
13057091107	MIDDLE	NO
13057091108	MIDDLE	NO
<b>Summary Data: Cherokee</b>		
<b>Number of Census Tracts</b>		56
<b>Number of Minority Tracts</b>		3
<b>Percentage of Minority Tracts</b>		5.36%
<b>Number of Low Income Tracts</b>		0
<b>Percentage of Low Income Tracts</b>		0.00%
<b>Number of Moderate Income Tracts</b>		6
<b>Percentage of Moderate Income Tracts</b>		10.71%
<b>Number of Middle Income Tracts</b>		27
<b>Percentage of Middle Income Tracts</b>		48.21%
<b>Number of Upper Income Tracts</b>		23
<b>Percentage of Upper Income Tracts</b>		41.07%
<b>Number of NA Income Tracts</b>		0
<b>Percentage of NA Income Tracts</b>		0.00%
<b>Clarke, GEORGIA</b>		
Census Tract	Tract Income Class	Minority Tract
13059000100	UPPER	NO
13059000401	MODERATE	NO
13059000402	LOW	NO

**Clarke, GEORGIA**

Census Tract	Tract Income Class	Minority Tract
13059000600	MODERATE	NO
13059000900	LOW	YES
13059001200	UPPER	NO
13059001700	MIDDLE	NO
13059001800	MIDDLE	NO
13059001900	UPPER	NO
13059002000	UPPER	NO
13059002100	UPPER	NO
13059002200	UPPER	NO
13059030101	LOW	NO
13059030102	MODERATE	YES
13059030200	LOW	YES
13059130300	MODERATE	YES
13059130400	MIDDLE	NO
13059130500	MIDDLE	NO
13059130601	MODERATE	YES
13059130602	UPPER	NO
13059130701	MIDDLE	NO
13059130702	MIDDLE	YES
13059140300	LOW	YES
13059140400	MODERATE	YES
13059140500	MODERATE	YES
13059140600	MIDDLE	NO
13059150300	UPPER	NO
13059150400	MODERATE	NO
13059150500	MODERATE	NO
13059150600	MODERATE	NO



**Clarke, GEORGIA**

Census Tract	Tract Income Class	Minority Tract
13059150701	MIDDLE	NO
13059150702	UPPER	NO
13059150800	UPPER	NO
13059150900	MIDDLE	NO

**Summary Data: Clarke**

Number of Census Tracts	34
Number of Minority Tracts	9
Percentage of Minority Tracts	26.47%
Number of Low Income Tracts	5
Percentage of Low Income Tracts	14.71%
Number of Moderate Income Tracts	10
Percentage of Moderate Income Tracts	29.41%
Number of Middle Income Tracts	9
Percentage of Middle Income Tracts	26.47%
Number of Upper Income Tracts	10
Percentage of Upper Income Tracts	29.41%
Number of NA Income Tracts	0
Percentage of NA Income Tracts	0.00%

**Clay, GEORGIA**

Census Tract	Tract Income Class	Minority Tract
13061960300	MODERATE	YES

**Clay, GEORGIA**

Census Tract	Tract Income Class	Minority Tract
<b>Summary Data: Clay</b>		
Number of Census Tracts		1
Number of Minority Tracts		1
Percentage of Minority Tracts		100.00%
Number of Low Income Tracts		0
Percentage of Low Income Tracts		0.00%
Number of Moderate Income Tracts		1
Percentage of Moderate Income Tracts		100.00%
Number of Middle Income Tracts		0
Percentage of Middle Income Tracts		0.00%
Number of Upper Income Tracts		0
Percentage of Upper Income Tracts		0.00%
Number of NA Income Tracts		0
Percentage of NA Income Tracts		0.00%

**Clayton, GEORGIA**

Census Tract	Tract Income Class	Minority Tract
13063040202	LOW	YES
13063040203	MODERATE	YES
13063040204	MODERATE	YES
13063040302	LOW	YES
13063040306	LOW	YES

**Clayton, GEORGIA**

Census Tract	Tract Income Class	Minority Tract
13063040307	MODERATE	YES
13063040308	LOW	YES
13063040309	LOW	YES
13063040310	LOW	YES
13063040407	MODERATE	YES
13063040409	MODERATE	YES
13063040410	MODERATE	YES
13063040414	MODERATE	YES
13063040416	MODERATE	YES
13063040417	LOW	YES
13063040418	MIDDLE	YES
13063040419	MODERATE	YES
13063040420	MODERATE	YES
13063040421	MODERATE	YES
13063040422	LOW	YES
13063040423	MODERATE	YES
13063040424	MIDDLE	YES
13063040425	MODERATE	YES
13063040426	NA	YES
13063040427	MIDDLE	YES
13063040509	MODERATE	YES
13063040510	MIDDLE	YES
13063040512	MODERATE	YES
13063040513	MODERATE	YES
13063040518	MODERATE	YES
13063040519	LOW	YES
13063040521	LOW	YES



**Clayton, GEORGIA**

Census Tract	Tract Income Class	Minority Tract
13063040522	MODERATE	YES
13063040523	LOW	YES
13063040525	MODERATE	YES
13063040527	MIDDLE	YES
13063040528	MODERATE	YES
13063040529	MODERATE	YES
13063040530	MIDDLE	YES
13063040531	MODERATE	YES
13063040532	MODERATE	YES
13063040533	MODERATE	YES
13063040534	MODERATE	YES
13063040535	MIDDLE	YES
13063040536	NA	YES
13063040537	MODERATE	YES
13063040538	MODERATE	YES
13063040606	LOW	YES
13063040609	MODERATE	YES
13063040614	UPPER	YES
13063040615	MODERATE	YES
13063040617	LOW	YES
13063040623	MODERATE	YES
13063040624	MIDDLE	YES
13063040625	MIDDLE	YES
13063040626	MODERATE	YES
13063040627	MIDDLE	YES
13063040628	UPPER	YES
13063040629	MODERATE	YES

**Clayton, GEORGIA**

Census Tract	Tract Income Class	Minority Tract
13063040630	MODERATE	YES
13063040631	MIDDLE	YES
13063040632	LOW	YES
13063040633	MODERATE	YES
13063040634	LOW	YES
13063040635	MODERATE	YES
13063040636	UPPER	YES
13063040637	MODERATE	YES
13063040638	MIDDLE	YES
13063040639	MIDDLE	YES
13063980000	NA	NO

**Clayton, GEORGIA**

Census Tract	Tract Income Class	Minority Tract
<b>Summary Data: Clayton</b>		
<b>Number of Census Tracts</b>		70
<b>Number of Minority Tracts</b>		69
<b>Percentage of Minority Tracts</b>		98.57%
<b>Number of Low Income Tracts</b>		15
<b>Percentage of Low Income Tracts</b>		21.43%
<b>Number of Moderate Income Tracts</b>		36
<b>Percentage of Moderate Income Tracts</b>		51.43%
<b>Number of Middle Income Tracts</b>		13
<b>Percentage of Middle Income Tracts</b>		18.57%
<b>Number of Upper Income Tracts</b>		3
<b>Percentage of Upper Income Tracts</b>		4.29%
<b>Number of NA Income Tracts</b>		3
<b>Percentage of NA Income Tracts</b>		4.29%

**Clinch, GEORGIA**

Census Tract	Tract Income Class	Minority Tract
13065970100	MIDDLE	NO
13065970200	MIDDLE	YES





**Clinch, GEORGIA**

Census Tract	Tract Income Class	Minority Tract
<b>Summary Data: Clinch</b>		
Number of Census Tracts		2
Number of Minority Tracts		1
Percentage of Minority Tracts		50.00%
Number of Low Income Tracts		0
Percentage of Low Income Tracts		0.00%
Number of Moderate Income Tracts		0
Percentage of Moderate Income Tracts		0.00%
Number of Middle Income Tracts		2
Percentage of Middle Income Tracts		100.00%
Number of Upper Income Tracts		0
Percentage of Upper Income Tracts		0.00%
Number of NA Income Tracts		0
Percentage of NA Income Tracts		0.00%

**Cobb, GEORGIA**

Census Tract	Tract Income Class	Minority Tract
13067030104	MIDDLE	NO
13067030107	UPPER	NO
13067030108	UPPER	NO
13067030109	MIDDLE	NO
13067030110	MIDDLE	NO

**Cobb, GEORGIA**

Census Tract	Tract Income Class	Minority Tract
13067030111	UPPER	NO
13067030112	MODERATE	YES
13067030113	MIDDLE	YES
13067030220	MIDDLE	NO
13067030233	UPPER	NO
13067030235	UPPER	NO
13067030236	UPPER	NO
13067030240	UPPER	NO
13067030241	UPPER	NO
13067030242	MIDDLE	NO
13067030243	MIDDLE	NO
13067030244	UPPER	NO
13067030245	MIDDLE	NO
13067030246	MODERATE	NO
13067030247	MODERATE	NO
13067030248	MIDDLE	YES
13067030249	MIDDLE	YES
13067030250	UPPER	NO
13067030251	UPPER	NO
13067030252	UPPER	NO
13067030253	UPPER	NO
13067030254	MIDDLE	YES
13067030255	MIDDLE	YES
13067030256	UPPER	NO
13067030257	MIDDLE	YES
13067030258	MIDDLE	NO
13067030259	MIDDLE	YES

**Cobb, GEORGIA**

Census Tract	Tract Income Class	Minority Tract
13067030260	MIDDLE	YES
13067030261	UPPER	NO
13067030262	UPPER	NO
13067030263	MIDDLE	NO
13067030264	UPPER	NO
13067030265	UPPER	NO
13067030266	UPPER	NO
13067030267	UPPER	NO
13067030268	UPPER	NO
13067030269	UPPER	NO
13067030270	MIDDLE	YES
13067030271	UPPER	YES
13067030272	UPPER	NO
13067030273	UPPER	NO
13067030274	MIDDLE	NO
13067030275	NA	NO
13067030276	UPPER	NO
13067030277	UPPER	NO
13067030278	MIDDLE	NO
13067030319	UPPER	NO
13067030322	UPPER	NO
13067030324	UPPER	NO
13067030326	UPPER	NO
13067030327	UPPER	NO
13067030329	UPPER	NO
13067030331	UPPER	NO
13067030332	UPPER	NO



**Cobb, GEORGIA**

Census Tract	Tract Income Class	Minority Tract
13067030334	UPPER	NO
13067030335	UPPER	NO
13067030337	UPPER	NO
13067030340	UPPER	NO
13067030341	UPPER	NO
13067030342	UPPER	NO
13067030343	UPPER	NO
13067030344	MODERATE	YES
13067030345	UPPER	YES
13067030346	MIDDLE	NO
13067030347	UPPER	NO
13067030348	MIDDLE	NO
13067030349	MIDDLE	NO
13067030350	UPPER	NO
13067030351	UPPER	NO
13067030352	UPPER	NO
13067030353	UPPER	YES
13067030354	UPPER	NO
13067030355	MODERATE	YES
13067030356	MIDDLE	NO
13067030357	UPPER	NO
13067030358	UPPER	NO
13067030359	UPPER	NO
13067030360	UPPER	NO
13067030361	MIDDLE	NO
13067030362	MIDDLE	NO
13067030363	UPPER	NO

**Cobb, GEORGIA**

Census Tract	Tract Income Class	Minority Tract
13067030364	MIDDLE	NO
13067030365	UPPER	NO
13067030366	UPPER	NO
13067030367	UPPER	NO
13067030368	UPPER	NO
13067030369	UPPER	NO
13067030370	UPPER	NO
13067030405	MODERATE	YES
13067030407	UPPER	NO
13067030408	MIDDLE	YES
13067030409	UPPER	NO
13067030410	MIDDLE	NO
13067030411	MODERATE	YES
13067030412	MODERATE	YES
13067030413	MODERATE	YES
13067030414	LOW	YES
13067030505	MODERATE	YES
13067030506	MIDDLE	YES
13067030507	UPPER	NO
13067030508	MIDDLE	YES
13067030509	UPPER	NO
13067030510	UPPER	YES
13067030511	MIDDLE	YES
13067030602	UPPER	NO
13067030603	MIDDLE	YES
13067030604	UPPER	YES
13067030700	MODERATE	YES

**Cobb, GEORGIA**

Census Tract	Tract Income Class	Minority Tract
13067030800	MODERATE	YES
13067030906	MIDDLE	NO
13067030907	UPPER	NO
13067030908	MIDDLE	YES
13067030909	MIDDLE	YES
13067030910	MODERATE	YES
13067030911	LOW	YES
13067030912	MIDDLE	YES
13067031001	LOW	YES
13067031004	MODERATE	YES
13067031005	MIDDLE	YES
13067031006	MODERATE	YES
13067031007	MODERATE	YES
13067031101	MODERATE	YES
13067031110	MIDDLE	NO
13067031111	UPPER	NO
13067031112	UPPER	NO
13067031113	MODERATE	YES
13067031114	MIDDLE	YES
13067031115	MIDDLE	YES
13067031116	MIDDLE	YES
13067031117	MIDDLE	NO
13067031118	UPPER	NO
13067031119	MODERATE	YES
13067031120	UPPER	YES
13067031121	MIDDLE	YES
13067031122	MIDDLE	YES



**Cobb, GEORGIA**

Census Tract	Tract Income Class	Minority Tract
13067031207	UPPER	YES
13067031209	UPPER	NO
13067031212	UPPER	NO
13067031213	UPPER	YES
13067031214	MIDDLE	YES
13067031215	UPPER	YES
13067031216	UPPER	YES
13067031217	MIDDLE	YES
13067031218	UPPER	YES
13067031219	MIDDLE	YES
13067031220	UPPER	YES
13067031221	MIDDLE	YES
13067031306	MIDDLE	YES
13067031308	MODERATE	YES
13067031314	UPPER	YES
13067031315	UPPER	YES
13067031316	UPPER	YES
13067031317	MODERATE	YES
13067031318	MODERATE	YES
13067031319	LOW	YES
13067031320	MODERATE	YES
13067031321	LOW	YES
13067031322	MODERATE	YES
13067031323	MIDDLE	YES
13067031324	MIDDLE	YES
13067031325	UPPER	NO
13067031409	MODERATE	YES

**Cobb, GEORGIA**

Census Tract	Tract Income Class	Minority Tract
13067031410	MIDDLE	YES
13067031411	MODERATE	YES
13067031412	MODERATE	YES
13067031413	MODERATE	YES
13067031414	UPPER	YES
13067031415	MODERATE	YES
13067031416	MIDDLE	YES
13067031417	LOW	YES
13067031506	MIDDLE	YES
13067031507	MIDDLE	YES
13067031510	MIDDLE	YES
13067031511	MIDDLE	YES
13067031512	MIDDLE	YES
13067031513	MIDDLE	YES
13067031514	UPPER	YES
13067031515	MIDDLE	YES
13067031516	UPPER	YES
13067031517	UPPER	YES
13067031518	MIDDLE	YES

**Cobb, GEORGIA**

Census Tract	Tract Income Class	Minority Tract
<b>Summary Data: Cobb</b>		
<b>Number of Census Tracts</b>		186
<b>Number of Minority Tracts</b>		92
<b>Percentage of Minority Tracts</b>		49.46%
<b>Number of Low Income Tracts</b>		6
<b>Percentage of Low Income Tracts</b>		3.23%
<b>Number of Moderate Income Tracts</b>		29
<b>Percentage of Moderate Income Tracts</b>		15.59%
<b>Number of Middle Income Tracts</b>		62
<b>Percentage of Middle Income Tracts</b>		33.33%
<b>Number of Upper Income Tracts</b>		88
<b>Percentage of Upper Income Tracts</b>		47.31%
<b>Number of NA Income Tracts</b>		1
<b>Percentage of NA Income Tracts</b>		0.54%

**Coffee, GEORGIA**

Census Tract	Tract Income Class	Minority Tract
13069010100	MIDDLE	NO
13069010200	MIDDLE	NO
13069010301	MIDDLE	NO
13069010302	MODERATE	YES
13069010401	MIDDLE	NO



**Coffee, GEORGIA**

Census Tract	Tract Income Class	Minority Tract
13069010402	MIDDLE	NO
13069010500	UPPER	NO
13069010600	UPPER	NO
13069010701	MIDDLE	YES
13069010702	UPPER	YES
13069010801	MODERATE	YES
13069010802	MIDDLE	YES

**Summary Data: Coffee**

Number of Census Tracts	12
Number of Minority Tracts	5
Percentage of Minority Tracts	41.67%
Number of Low Income Tracts	0
Percentage of Low Income Tracts	0.00%
Number of Moderate Income Tracts	2
Percentage of Moderate Income Tracts	16.67%
Number of Middle Income Tracts	7
Percentage of Middle Income Tracts	58.33%
Number of Upper Income Tracts	3
Percentage of Upper Income Tracts	25.00%
Number of NA Income Tracts	0
Percentage of NA Income Tracts	0.00%

**Colquitt, GEORGIA**

Census Tract	Tract Income Class	Minority Tract
13071970101	MIDDLE	NO
13071970102	MIDDLE	NO
13071970200	MIDDLE	NO
13071970301	LOW	YES
13071970302	MIDDLE	NO
13071970400	MODERATE	YES
13071970500	MIDDLE	NO
13071970601	UPPER	NO
13071970602	MODERATE	NO
13071970702	MODERATE	YES
13071970703	MIDDLE	NO
13071970704	MIDDLE	NO
13071970800	MIDDLE	YES
13071970901	UPPER	NO
13071970902	MIDDLE	NO

**Colquitt, GEORGIA**

Census Tract	Tract Income Class	Minority Tract
<b>Summary Data: Colquitt</b>		
Number of Census Tracts		15
Number of Minority Tracts		4
Percentage of Minority Tracts		26.67%
Number of Low Income Tracts		1
Percentage of Low Income Tracts		6.67%
Number of Moderate Income Tracts		3
Percentage of Moderate Income Tracts		20.00%
Number of Middle Income Tracts		9
Percentage of Middle Income Tracts		60.00%
Number of Upper Income Tracts		2
Percentage of Upper Income Tracts		13.33%
Number of NA Income Tracts		0
Percentage of NA Income Tracts		0.00%

**Columbia, GEORGIA**

Census Tract	Tract Income Class	Minority Tract
13073030103	UPPER	NO
13073030105	UPPER	NO
13073030106	MIDDLE	NO
13073030107	UPPER	NO
13073030108	UPPER	NO

**Columbia, GEORGIA**

Census Tract	Tract Income Class	Minority Tract
13073030201	MIDDLE	NO
13073030202	MIDDLE	NO
13073030203	UPPER	NO
13073030304	UPPER	NO
13073030306	UPPER	NO
13073030307	UPPER	NO
13073030308	UPPER	NO
13073030310	UPPER	NO
13073030311	UPPER	NO
13073030312	UPPER	NO
13073030313	MIDDLE	NO
13073030401	MIDDLE	NO
13073030403	MIDDLE	NO
13073030404	UPPER	NO
13073030503	UPPER	NO
13073030504	MIDDLE	NO
13073030505	MIDDLE	YES
13073030507	MIDDLE	YES
13073030508	MIDDLE	YES
13073030603	MIDDLE	NO

**Columbia, GEORGIA**

Census Tract	Tract Income Class	Minority Tract
<b>Summary Data: Columbia</b>		
Number of Census Tracts		25
Number of Minority Tracts		3
Percentage of Minority Tracts		12.00%
Number of Low Income Tracts		0
Percentage of Low Income Tracts		0.00%
Number of Moderate Income Tracts		0
Percentage of Moderate Income Tracts		0.00%
Number of Middle Income Tracts		11
Percentage of Middle Income Tracts		44.00%
Number of Upper Income Tracts		14
Percentage of Upper Income Tracts		56.00%
Number of NA Income Tracts		0
Percentage of NA Income Tracts		0.00%

**Cook, GEORGIA**

Census Tract	Tract Income Class	Minority Tract
13075960100	MIDDLE	NO
13075960200	MODERATE	NO
13075960301	MODERATE	NO
13075960302	UPPER	NO
13075960400	MODERATE	NO

**Cook, GEORGIA**

Census Tract	Tract Income Class	Minority Tract
<b>Summary Data: Cook</b>		
Number of Census Tracts		5
Number of Minority Tracts		0
Percentage of Minority Tracts		0.00%
Number of Low Income Tracts		0
Percentage of Low Income Tracts		0.00%
Number of Moderate Income Tracts		3
Percentage of Moderate Income Tracts		60.00%
Number of Middle Income Tracts		1
Percentage of Middle Income Tracts		20.00%
Number of Upper Income Tracts		1
Percentage of Upper Income Tracts		20.00%
Number of NA Income Tracts		0
Percentage of NA Income Tracts		0.00%

**Coweta, GEORGIA**

Census Tract	Tract Income Class	Minority Tract
13077170101	MIDDLE	NO
13077170102	MIDDLE	NO
13077170200	MIDDLE	NO
13077170303	UPPER	NO
13077170304	UPPER	NO



**Coweta, GEORGIA**

Census Tract	Tract Income Class	Minority Tract
13077170307	MODERATE	YES
13077170308	MODERATE	YES
13077170309	MIDDLE	YES
13077170310	UPPER	NO
13077170403	UPPER	NO
13077170404	UPPER	NO
13077170405	MIDDLE	NO
13077170406	UPPER	NO
13077170407	LOW	NO
13077170408	UPPER	NO
13077170501	MIDDLE	NO
13077170502	MIDDLE	NO
13077170503	UPPER	NO
13077170603	MIDDLE	NO
13077170604	NA	YES
13077170605	MODERATE	YES
13077170606	UPPER	NO
13077170607	UPPER	NO
13077170701	MIDDLE	YES
13077170702	MODERATE	YES
13077170801	MIDDLE	NO
13077170802	MIDDLE	NO

**Coweta, GEORGIA**

Census Tract	Tract Income Class	Minority Tract
<b>Summary Data: Coweta</b>		
<b>Number of Census Tracts</b>		27
<b>Number of Minority Tracts</b>		7
<b>Percentage of Minority Tracts</b>		25.93%
<b>Number of Low Income Tracts</b>		1
<b>Percentage of Low Income Tracts</b>		3.70%
<b>Number of Moderate Income Tracts</b>		4
<b>Percentage of Moderate Income Tracts</b>		14.81%
<b>Number of Middle Income Tracts</b>		11
<b>Percentage of Middle Income Tracts</b>		40.74%
<b>Number of Upper Income Tracts</b>		10
<b>Percentage of Upper Income Tracts</b>		37.04%
<b>Number of NA Income Tracts</b>		1
<b>Percentage of NA Income Tracts</b>		3.70%

**Crawford, GEORGIA**

Census Tract	Tract Income Class	Minority Tract
13079070100	MIDDLE	NO
13079070201	MIDDLE	NO
13079070202	MIDDLE	NO

**Crawford, GEORGIA**

Census Tract	Tract Income Class	Minority Tract
<b>Summary Data: Crawford</b>		
<b>Number of Census Tracts</b>		3
<b>Number of Minority Tracts</b>		0
<b>Percentage of Minority Tracts</b>		0.00%
<b>Number of Low Income Tracts</b>		0
<b>Percentage of Low Income Tracts</b>		0.00%
<b>Number of Moderate Income Tracts</b>		0
<b>Percentage of Moderate Income Tracts</b>		0.00%
<b>Number of Middle Income Tracts</b>		3
<b>Percentage of Middle Income Tracts</b>		100.00%
<b>Number of Upper Income Tracts</b>		0
<b>Percentage of Upper Income Tracts</b>		0.00%
<b>Number of NA Income Tracts</b>		0
<b>Percentage of NA Income Tracts</b>		0.00%

**Crisp, GEORGIA**

Census Tract	Tract Income Class	Minority Tract
13081010100	MIDDLE	NO
13081010201	MODERATE	YES
13081010202	MODERATE	YES
13081010300	MIDDLE	NO
13081010400	MIDDLE	YES

**Crisp, GEORGIA**

Census Tract	Tract Income Class	Minority Tract
13081010500	MIDDLE	NO

**Summary Data: Crisp**

Number of Census Tracts	6
Number of Minority Tracts	3
Percentage of Minority Tracts	50.00%
Number of Low Income Tracts	0
Percentage of Low Income Tracts	0.00%
Number of Moderate Income Tracts	2
Percentage of Moderate Income Tracts	33.33%
Number of Middle Income Tracts	4
Percentage of Middle Income Tracts	66.67%
Number of Upper Income Tracts	0
Percentage of Upper Income Tracts	0.00%
Number of NA Income Tracts	0
Percentage of NA Income Tracts	0.00%

**Dade, GEORGIA**

Census Tract	Tract Income Class	Minority Tract
13083040102	MIDDLE	NO
13083040103	MODERATE	NO
13083040104	MODERATE	NO
13083040200	MIDDLE	NO

**Dade, GEORGIA**

Census Tract	Tract Income Class	Minority Tract
13083040300	MIDDLE	NO

**Summary Data: Dade**

Number of Census Tracts	5
Number of Minority Tracts	0
Percentage of Minority Tracts	0.00%
Number of Low Income Tracts	0
Percentage of Low Income Tracts	0.00%
Number of Moderate Income Tracts	2
Percentage of Moderate Income Tracts	40.00%
Number of Middle Income Tracts	3
Percentage of Middle Income Tracts	60.00%
Number of Upper Income Tracts	0
Percentage of Upper Income Tracts	0.00%
Number of NA Income Tracts	0
Percentage of NA Income Tracts	0.00%

**Dawson, GEORGIA**

Census Tract	Tract Income Class	Minority Tract
13085970101	MIDDLE	NO
13085970102	MIDDLE	NO
13085970103	MODERATE	NO
13085970203	UPPER	NO

**Dawson, GEORGIA**

Census Tract	Tract Income Class	Minority Tract
13085970204	MIDDLE	NO
13085970205	MODERATE	NO
13085970206	MIDDLE	NO

**Summary Data: Dawson**

Number of Census Tracts	7
Number of Minority Tracts	0
Percentage of Minority Tracts	0.00%
Number of Low Income Tracts	0
Percentage of Low Income Tracts	0.00%
Number of Moderate Income Tracts	2
Percentage of Moderate Income Tracts	28.57%
Number of Middle Income Tracts	4
Percentage of Middle Income Tracts	57.14%
Number of Upper Income Tracts	1
Percentage of Upper Income Tracts	14.29%
Number of NA Income Tracts	0
Percentage of NA Income Tracts	0.00%

**Decatur, GEORGIA**

Census Tract	Tract Income Class	Minority Tract
13087970100	MIDDLE	NO
13087970200	UPPER	NO



**Decatur, GEORGIA**

Census Tract	Tract Income Class	Minority Tract
13087970301	MODERATE	YES
13087970302	MODERATE	YES
13087970400	MODERATE	YES
13087970600	UPPER	NO
13087970700	MIDDLE	NO
13087970800	MIDDLE	YES

**Summary Data: Decatur**

Number of Census Tracts	8
Number of Minority Tracts	4
Percentage of Minority Tracts	50.00%
Number of Low Income Tracts	0
Percentage of Low Income Tracts	0.00%
Number of Moderate Income Tracts	3
Percentage of Moderate Income Tracts	37.50%
Number of Middle Income Tracts	3
Percentage of Middle Income Tracts	37.50%
Number of Upper Income Tracts	2
Percentage of Upper Income Tracts	25.00%
Number of NA Income Tracts	0
Percentage of NA Income Tracts	0.00%

**DeKalb, GEORGIA**

Census Tract	Tract Income Class	Minority Tract
13089020100	UPPER	NO
13089020200	UPPER	NO
13089020300	UPPER	NO
13089020400	UPPER	NO
13089020500	UPPER	NO
13089020600	MIDDLE	YES
13089020700	UPPER	NO
13089020801	UPPER	NO
13089020802	UPPER	YES
13089020901	UPPER	NO
13089020902	MIDDLE	YES
13089021101	UPPER	NO
13089021103	UPPER	NO
13089021104	UPPER	NO
13089021204	LOW	YES
13089021208	MIDDLE	NO
13089021210	UPPER	NO
13089021211	UPPER	NO
13089021213	UPPER	NO
13089021217	UPPER	NO
13089021219	UPPER	NO
13089021220	UPPER	NO
13089021221	UPPER	NO
13089021222	UPPER	NO
13089021223	UPPER	YES
13089021224	MODERATE	YES
13089021225	MIDDLE	YES

**DeKalb, GEORGIA**

Census Tract	Tract Income Class	Minority Tract
13089021226	MIDDLE	YES
13089021227	UPPER	YES
13089021228	UPPER	NO
13089021229	UPPER	NO
13089021230	UPPER	YES
13089021301	MODERATE	YES
13089021305	MODERATE	YES
13089021306	MODERATE	YES
13089021307	MIDDLE	YES
13089021308	MODERATE	YES
13089021309	LOW	YES
13089021310	LOW	YES
13089021405	UPPER	NO
13089021409	MIDDLE	YES
13089021410	MODERATE	YES
13089021411	UPPER	NO
13089021412	UPPER	NO
13089021415	UPPER	NO
13089021416	UPPER	YES
13089021417	NA	YES
13089021418	LOW	YES
13089021419	UPPER	YES
13089021420	MODERATE	YES
13089021421	NA	YES
13089021502	UPPER	NO
13089021503	MIDDLE	NO
13089021505	UPPER	NO



DeKalb, GEORGIA		
Census Tract	Tract Income Class	Minority Tract
13089021506	UPPER	NO
13089021602	UPPER	NO
13089021604	UPPER	NO
13089021606	UPPER	NO
13089021607	UPPER	YES
13089021608	MIDDLE	YES
13089021609	UPPER	NO
13089021703	UPPER	NO
13089021707	UPPER	NO
13089021708	UPPER	YES
13089021709	UPPER	YES
13089021710	UPPER	NO
13089021711	NA	YES
13089021712	MODERATE	YES
13089021808	UPPER	YES
13089021812	MIDDLE	YES
13089021813	MODERATE	YES
13089021815	LOW	YES
13089021816	UPPER	YES
13089021817	UPPER	YES
13089021818	UPPER	YES
13089021819	UPPER	NO
13089021820	MODERATE	YES
13089021821	UPPER	NO
13089021822	UPPER	NO
13089021823	MIDDLE	YES
13089021824	MODERATE	YES

DeKalb, GEORGIA		
Census Tract	Tract Income Class	Minority Tract
13089021906	MODERATE	YES
13089021908	MODERATE	YES
13089021910	MODERATE	YES
13089021911	LOW	YES
13089021912	UPPER	NO
13089021913	LOW	YES
13089021914	MODERATE	YES
13089021915	UPPER	YES
13089021916	MODERATE	YES
13089021917	LOW	YES
13089022001	UPPER	NO
13089022005	MODERATE	YES
13089022007	LOW	YES
13089022010	MODERATE	YES
13089022011	LOW	YES
13089022012	LOW	YES
13089022013	MODERATE	YES
13089022014	LOW	YES
13089022015	MIDDLE	YES
13089022016	MODERATE	YES
13089022100	MODERATE	YES
13089022203	MIDDLE	YES
13089022205	MIDDLE	YES
13089022206	MODERATE	YES
13089022302	UPPER	NO
13089022303	UPPER	NO
13089022304	UPPER	NO

DeKalb, GEORGIA		
Census Tract	Tract Income Class	Minority Tract
13089022401	UPPER	NO
13089022403	UPPER	NO
13089022404	NA	YES
13089022405	UPPER	YES
13089022501	MIDDLE	NO
13089022502	UPPER	NO
13089022601	UPPER	NO
13089022602	UPPER	NO
13089022700	UPPER	NO
13089022800	UPPER	NO
13089022900	UPPER	NO
13089023000	UPPER	NO
13089023101	MODERATE	YES
13089023102	MODERATE	YES
13089023107	MODERATE	YES
13089023108	LOW	YES
13089023111	MODERATE	YES
13089023112	LOW	YES
13089023113	LOW	YES
13089023114	MIDDLE	YES
13089023115	NA	YES
13089023209	MIDDLE	YES
13089023211	MIDDLE	YES
13089023212	MIDDLE	YES
13089023213	MODERATE	YES
13089023214	MODERATE	YES
13089023215	LOW	YES



DeKalb, GEORGIA		
Census Tract	Tract Income Class	Minority Tract
13089023216	MODERATE	YES
13089023217	MODERATE	YES
13089023218	LOW	YES
13089023219	MODERATE	YES
13089023220	MIDDLE	YES
13089023221	MODERATE	YES
13089023222	LOW	YES
13089023311	MIDDLE	YES
13089023313	MODERATE	YES
13089023315	MIDDLE	YES
13089023317	LOW	YES
13089023318	MIDDLE	YES
13089023319	MODERATE	YES
13089023320	NA	YES
13089023321	MODERATE	YES
13089023322	MODERATE	YES
13089023323	MIDDLE	YES
13089023324	MIDDLE	YES
13089023325	MIDDLE	YES
13089023326	MIDDLE	YES
13089023327	MODERATE	YES
13089023328	MODERATE	YES
13089023329	MIDDLE	YES
13089023330	MIDDLE	YES
13089023331	MODERATE	YES
13089023332	MODERATE	YES
13089023410	MODERATE	YES

DeKalb, GEORGIA		
Census Tract	Tract Income Class	Minority Tract
13089023411	MODERATE	YES
13089023413	MIDDLE	YES
13089023422	MODERATE	YES
13089023424	MIDDLE	YES
13089023425	MIDDLE	YES
13089023426	MIDDLE	YES
13089023427	MIDDLE	YES
13089023429	LOW	YES
13089023430	LOW	YES
13089023431	MODERATE	YES
13089023432	MIDDLE	YES
13089023433	MIDDLE	YES
13089023434	UPPER	YES
13089023435	NA	YES
13089023436	MODERATE	YES
13089023437	MIDDLE	YES
13089023438	MODERATE	YES
13089023439	LOW	YES
13089023440	MODERATE	YES
13089023441	MIDDLE	YES
13089023442	MIDDLE	YES
13089023443	MIDDLE	YES
13089023444	MIDDLE	YES
13089023445	MODERATE	YES
13089023446	LOW	YES
13089023447	MODERATE	YES
13089023448	MIDDLE	YES

DeKalb, GEORGIA		
Census Tract	Tract Income Class	Minority Tract
13089023501	LOW	YES
13089023504	LOW	YES
13089023505	LOW	YES
13089023506	MIDDLE	YES
13089023507	MODERATE	YES
13089023601	MIDDLE	YES
13089023602	MODERATE	YES
13089023603	LOW	YES
13089023701	MODERATE	YES
13089023702	NA	YES
13089023801	UPPER	YES
13089023802	MIDDLE	YES
13089023803	MODERATE	YES
13089980000	NA	NO



**DeKalb, GEORGIA**

Census Tract	Tract Income Class	Minority Tract
<b>Summary Data: DeKalb</b>		
Number of Census Tracts		203
Number of Minority Tracts		147
Percentage of Minority Tracts		72.41%
Number of Low Income Tracts		27
Percentage of Low Income Tracts		13.30%
Number of Moderate Income Tracts		53
Percentage of Moderate Income Tracts		26.11%
Number of Middle Income Tracts		45
Percentage of Middle Income Tracts		22.17%
Number of Upper Income Tracts		69
Percentage of Upper Income Tracts		33.99%
Number of NA Income Tracts		9
Percentage of NA Income Tracts		4.43%

**Dodge, GEORGIA**

Census Tract	Tract Income Class	Minority Tract
13091960100	MODERATE	NO
13091960200	MODERATE	NO
13091960301	MIDDLE	NO
13091960302	UPPER	NO
13091960400	MIDDLE	NO

**Dodge, GEORGIA**

Census Tract	Tract Income Class	Minority Tract
13091960500	MIDDLE	NO
13091960600	MIDDLE	NO
<b>Summary Data: Dodge</b>		
Number of Census Tracts		7
Number of Minority Tracts		0
Percentage of Minority Tracts		0.00%
Number of Low Income Tracts		0
Percentage of Low Income Tracts		0.00%
Number of Moderate Income Tracts		2
Percentage of Moderate Income Tracts		28.57%
Number of Middle Income Tracts		4
Percentage of Middle Income Tracts		57.14%
Number of Upper Income Tracts		1
Percentage of Upper Income Tracts		14.29%
Number of NA Income Tracts		0
Percentage of NA Income Tracts		0.00%

**Dooly, GEORGIA**

Census Tract	Tract Income Class	Minority Tract
13093970100	UPPER	YES
13093970200	MIDDLE	YES
13093970300	MIDDLE	YES

**Dooly, GEORGIA**

Census Tract	Tract Income Class	Minority Tract
<b>Summary Data: Dooly</b>		
Number of Census Tracts		3
Number of Minority Tracts		3
Percentage of Minority Tracts		100.00%
Number of Low Income Tracts		0
Percentage of Low Income Tracts		0.00%
Number of Moderate Income Tracts		0
Percentage of Moderate Income Tracts		0.00%
Number of Middle Income Tracts		2
Percentage of Middle Income Tracts		66.67%
Number of Upper Income Tracts		1
Percentage of Upper Income Tracts		33.33%
Number of NA Income Tracts		0
Percentage of NA Income Tracts		0.00%

**Dougherty, GEORGIA**

Census Tract	Tract Income Class	Minority Tract
13095000101	LOW	YES
13095000102	MODERATE	YES
13095000200	MODERATE	YES
13095000400	MIDDLE	YES
13095000501	UPPER	YES



**Dougherty, GEORGIA**

Census Tract	Tract Income Class	Minority Tract
13095000502	UPPER	NO
13095000600	MIDDLE	YES
13095000700	MIDDLE	YES
13095000800	LOW	YES
13095000900	MIDDLE	YES
13095001000	LOW	YES
13095001100	NA	YES
13095001403	MODERATE	YES
13095001500	MODERATE	YES
13095010302	LOW	YES
13095010401	UPPER	YES
13095010402	MIDDLE	YES
13095010403	UPPER	NO
13095010500	MIDDLE	YES
13095010601	MODERATE	YES
13095010602	MIDDLE	YES
13095010701	MODERATE	YES
13095010702	LOW	YES
13095010900	MIDDLE	YES
13095011000	UPPER	YES
13095011200	MIDDLE	YES
13095011300	MIDDLE	YES
13095011400	LOW	YES
13095011600	MIDDLE	YES

**Dougherty, GEORGIA**

Census Tract	Tract Income Class	Minority Tract
<b>Summary Data: Dougherty</b>		
<b>Number of Census Tracts</b>		29
<b>Number of Minority Tracts</b>		27
<b>Percentage of Minority Tracts</b>		93.10%
<b>Number of Low Income Tracts</b>		6
<b>Percentage of Low Income Tracts</b>		20.69%
<b>Number of Moderate Income Tracts</b>		6
<b>Percentage of Moderate Income Tracts</b>		20.69%
<b>Number of Middle Income Tracts</b>		11
<b>Percentage of Middle Income Tracts</b>		37.93%
<b>Number of Upper Income Tracts</b>		5
<b>Percentage of Upper Income Tracts</b>		17.24%
<b>Number of NA Income Tracts</b>		1
<b>Percentage of NA Income Tracts</b>		3.45%

**Douglas, GEORGIA**

Census Tract	Tract Income Class	Minority Tract
13097080104	MODERATE	YES
13097080105	UPPER	YES
13097080106	MODERATE	YES
13097080107	MODERATE	YES
13097080201	MIDDLE	YES

**Douglas, GEORGIA**

Census Tract	Tract Income Class	Minority Tract
13097080203	MODERATE	YES
13097080204	MODERATE	YES
13097080303	MODERATE	YES
13097080304	MIDDLE	YES
13097080305	MIDDLE	YES
13097080306	MODERATE	YES
13097080307	MODERATE	YES
13097080403	MIDDLE	NO
13097080405	UPPER	NO
13097080406	MIDDLE	NO
13097080407	MIDDLE	YES
13097080408	MODERATE	NO
13097080505	MODERATE	YES
13097080506	MIDDLE	NO
13097080507	MIDDLE	NO
13097080508	MIDDLE	YES
13097080509	UPPER	YES
13097080512	MIDDLE	YES
13097080513	MIDDLE	YES
13097080514	UPPER	YES
13097080515	UPPER	YES
13097080602	MIDDLE	YES
13097080605	MIDDLE	YES
13097080606	MIDDLE	YES
13097080607	UPPER	YES
13097080608	MODERATE	YES

**Douglas, GEORGIA**

Census Tract	Tract Income Class	Minority Tract
<b>Summary Data: Douglas</b>		
Number of Census Tracts		31
Number of Minority Tracts		25
Percentage of Minority Tracts		80.65%
Number of Low Income Tracts		0
Percentage of Low Income Tracts		0.00%
Number of Moderate Income Tracts		11
Percentage of Moderate Income Tracts		35.48%
Number of Middle Income Tracts		14
Percentage of Middle Income Tracts		45.16%
Number of Upper Income Tracts		6
Percentage of Upper Income Tracts		19.35%
Number of NA Income Tracts		0
Percentage of NA Income Tracts		0.00%

**Early, GEORGIA**

Census Tract	Tract Income Class	Minority Tract
13099090100	MODERATE	YES
13099090200	MODERATE	YES
13099090300	MODERATE	NO
13099090400	MIDDLE	YES
13099090500	MODERATE	NO

**Early, GEORGIA**

Census Tract	Tract Income Class	Minority Tract
<b>Summary Data: Early</b>		
Number of Census Tracts		5
Number of Minority Tracts		3
Percentage of Minority Tracts		60.00%
Number of Low Income Tracts		0
Percentage of Low Income Tracts		0.00%
Number of Moderate Income Tracts		4
Percentage of Moderate Income Tracts		80.00%
Number of Middle Income Tracts		1
Percentage of Middle Income Tracts		20.00%
Number of Upper Income Tracts		0
Percentage of Upper Income Tracts		0.00%
Number of NA Income Tracts		0
Percentage of NA Income Tracts		0.00%

**Echols, GEORGIA**

Census Tract	Tract Income Class	Minority Tract
13101880100	MIDDLE	NO
13101880200	MIDDLE	NO

**Echols, GEORGIA**

Census Tract	Tract Income Class	Minority Tract
<b>Summary Data: Echols</b>		
Number of Census Tracts		2
Number of Minority Tracts		0
Percentage of Minority Tracts		0.00%
Number of Low Income Tracts		0
Percentage of Low Income Tracts		0.00%
Number of Moderate Income Tracts		0
Percentage of Moderate Income Tracts		0.00%
Number of Middle Income Tracts		2
Percentage of Middle Income Tracts		100.00%
Number of Upper Income Tracts		0
Percentage of Upper Income Tracts		0.00%
Number of NA Income Tracts		0
Percentage of NA Income Tracts		0.00%

**Effingham, GEORGIA**

Census Tract	Tract Income Class	Minority Tract
13103030100	MIDDLE	NO
13103030204	UPPER	NO
13103030205	MIDDLE	NO
13103030206	MIDDLE	NO
13103030207	MIDDLE	NO

**Effingham, GEORGIA**

Census Tract	Tract Income Class	Minority Tract
13103030208	UPPER	NO
13103030209	MODERATE	NO
13103030301	UPPER	NO
13103030303	MIDDLE	NO
13103030306	MIDDLE	NO
13103030307	MIDDLE	NO
13103030308	UPPER	NO
13103030309	MIDDLE	NO
13103030401	MIDDLE	NO
13103030403	MIDDLE	NO
13103030404	UPPER	NO

**Effingham, GEORGIA**

Census Tract	Tract Income Class	Minority Tract
<b>Summary Data: Effingham</b>		
<b>Number of Census Tracts</b>		16
<b>Number of Minority Tracts</b>		0
<b>Percentage of Minority Tracts</b>		0.00%
<b>Number of Low Income Tracts</b>		0
<b>Percentage of Low Income Tracts</b>		0.00%
<b>Number of Moderate Income Tracts</b>		1
<b>Percentage of Moderate Income Tracts</b>		6.25%
<b>Number of Middle Income Tracts</b>		10
<b>Percentage of Middle Income Tracts</b>		62.50%
<b>Number of Upper Income Tracts</b>		5
<b>Percentage of Upper Income Tracts</b>		31.25%
<b>Number of NA Income Tracts</b>		0
<b>Percentage of NA Income Tracts</b>		0.00%

**Elbert, GEORGIA**

Census Tract	Tract Income Class	Minority Tract
13105000100	MIDDLE	NO
13105000200	MODERATE	NO
13105000300	MIDDLE	YES
13105000400	MIDDLE	NO
13105000501	MIDDLE	NO

**Elbert, GEORGIA**

Census Tract	Tract Income Class	Minority Tract
13105000502	MODERATE	NO
<b>Summary Data: Elbert</b>		
<b>Number of Census Tracts</b>		6
<b>Number of Minority Tracts</b>		1
<b>Percentage of Minority Tracts</b>		16.67%
<b>Number of Low Income Tracts</b>		0
<b>Percentage of Low Income Tracts</b>		0.00%
<b>Number of Moderate Income Tracts</b>		2
<b>Percentage of Moderate Income Tracts</b>		33.33%
<b>Number of Middle Income Tracts</b>		4
<b>Percentage of Middle Income Tracts</b>		66.67%
<b>Number of Upper Income Tracts</b>		0
<b>Percentage of Upper Income Tracts</b>		0.00%
<b>Number of NA Income Tracts</b>		0
<b>Percentage of NA Income Tracts</b>		0.00%

**Emanuel, GEORGIA**

Census Tract	Tract Income Class	Minority Tract
13107970101	MODERATE	NO
13107970102	MIDDLE	NO
13107970200	MIDDLE	NO
13107970300	MIDDLE	YES



**Emanuel, GEORGIA**

Census Tract	Tract Income Class	Minority Tract
13107970401	LOW	YES
13107970402	MIDDLE	NO
13107970500	MIDDLE	NO
13107970601	MODERATE	NO
13107970602	MIDDLE	NO

**Summary Data: Emanuel**

Number of Census Tracts	9
Number of Minority Tracts	2
Percentage of Minority Tracts	22.22%
Number of Low Income Tracts	1
Percentage of Low Income Tracts	11.11%
Number of Moderate Income Tracts	2
Percentage of Moderate Income Tracts	22.22%
Number of Middle Income Tracts	6
Percentage of Middle Income Tracts	66.67%
Number of Upper Income Tracts	0
Percentage of Upper Income Tracts	0.00%
Number of NA Income Tracts	0
Percentage of NA Income Tracts	0.00%

**Evans, GEORGIA**

Census Tract	Tract Income Class	Minority Tract
13111050100	MIDDLE	NO
13111050200	MIDDLE	NO

**Evans, GEORGIA**

Census Tract	Tract Income Class	Minority Tract
13109970100	MIDDLE	NO
13109970200	MIDDLE	NO
13109970300	MODERATE	YES

**Summary Data: Evans**

Number of Census Tracts	3
Number of Minority Tracts	1
Percentage of Minority Tracts	33.33%
Number of Low Income Tracts	0
Percentage of Low Income Tracts	0.00%
Number of Moderate Income Tracts	1
Percentage of Moderate Income Tracts	33.33%
Number of Middle Income Tracts	2
Percentage of Middle Income Tracts	66.67%
Number of Upper Income Tracts	0
Percentage of Upper Income Tracts	0.00%
Number of NA Income Tracts	0
Percentage of NA Income Tracts	0.00%

**Fannin, GEORGIA**

Census Tract	Tract Income Class	Minority Tract
13111050100	MIDDLE	NO
13111050200	MIDDLE	NO

**Fannin, GEORGIA**

Census Tract	Tract Income Class	Minority Tract
13111050300	UPPER	NO
13111050400	MIDDLE	NO
13111050500	MIDDLE	NO

**Summary Data: Fannin**

Number of Census Tracts	5
Number of Minority Tracts	0
Percentage of Minority Tracts	0.00%
Number of Low Income Tracts	0
Percentage of Low Income Tracts	0.00%
Number of Moderate Income Tracts	0
Percentage of Moderate Income Tracts	0.00%
Number of Middle Income Tracts	4
Percentage of Middle Income Tracts	80.00%
Number of Upper Income Tracts	1
Percentage of Upper Income Tracts	20.00%
Number of NA Income Tracts	0
Percentage of NA Income Tracts	0.00%

**Fayette, GEORGIA**

Census Tract	Tract Income Class	Minority Tract
13113140102	MIDDLE	YES
13113140103	NA	YES



**Fayette, GEORGIA**

Census Tract	Tract Income Class	Minority Tract
13113140104	MIDDLE	YES
13113140203	UPPER	NO
13113140204	MIDDLE	YES
13113140206	UPPER	NO
13113140207	UPPER	NO
13113140209	UPPER	NO
13113140210	UPPER	NO
13113140303	UPPER	NO
13113140304	UPPER	NO
13113140305	UPPER	NO
13113140307	UPPER	NO
13113140308	UPPER	NO
13113140309	MIDDLE	NO
13113140403	MIDDLE	YES
13113140404	UPPER	YES
13113140405	UPPER	NO
13113140406	MODERATE	YES
13113140408	UPPER	NO
13113140409	MIDDLE	YES
13113140410	MIDDLE	YES
13113140501	UPPER	NO
13113140502	UPPER	NO

**Fayette, GEORGIA**

Census Tract	Tract Income Class	Minority Tract
<b>Summary Data: Fayette</b>		
<b>Number of Census Tracts</b>		24
<b>Number of Minority Tracts</b>		9
<b>Percentage of Minority Tracts</b>		37.50%
<b>Number of Low Income Tracts</b>		0
<b>Percentage of Low Income Tracts</b>		0.00%
<b>Number of Moderate Income Tracts</b>		1
<b>Percentage of Moderate Income Tracts</b>		4.17%
<b>Number of Middle Income Tracts</b>		7
<b>Percentage of Middle Income Tracts</b>		29.17%
<b>Number of Upper Income Tracts</b>		15
<b>Percentage of Upper Income Tracts</b>		62.50%
<b>Number of NA Income Tracts</b>		1
<b>Percentage of NA Income Tracts</b>		4.17%

**Floyd, GEORGIA**

Census Tract	Tract Income Class	Minority Tract
13115000100	MIDDLE	NO
13115000202	UPPER	NO
13115000203	MIDDLE	NO
13115000204	UPPER	NO
13115000300	UPPER	NO

**Floyd, GEORGIA**

Census Tract	Tract Income Class	Minority Tract
13115000401	MIDDLE	NO
13115000402	UPPER	NO
13115000403	MIDDLE	YES
13115000500	MODERATE	YES
13115000600	MODERATE	YES
13115000700	UPPER	NO
13115000800	UPPER	NO
13115000900	UPPER	NO
13115001100	MODERATE	YES
13115001200	MIDDLE	YES
13115001301	MODERATE	YES
13115001302	MIDDLE	NO
13115001400	UPPER	NO
13115001600	MODERATE	YES
13115001703	MIDDLE	NO
13115001704	MIDDLE	NO
13115001705	MIDDLE	NO
13115001706	NA	NO
13115001800	MODERATE	NO
13115002000	MIDDLE	NO
13115002100	MODERATE	YES



**Floyd, GEORGIA**

Census Tract	Tract Income Class	Minority Tract
<b>Summary Data: Floyd</b>		
Number of Census Tracts		26
Number of Minority Tracts		8
Percentage of Minority Tracts		30.77%
Number of Low Income Tracts		0
Percentage of Low Income Tracts		0.00%
Number of Moderate Income Tracts		7
Percentage of Moderate Income Tracts		26.92%
Number of Middle Income Tracts		10
Percentage of Middle Income Tracts		38.46%
Number of Upper Income Tracts		8
Percentage of Upper Income Tracts		30.77%
Number of NA Income Tracts		1
Percentage of NA Income Tracts		3.85%

**Forsyth, GEORGIA**

Census Tract	Tract Income Class	Minority Tract
13117130101	UPPER	NO
13117130102	MIDDLE	NO
13117130103	MIDDLE	NO
13117130104	UPPER	NO
13117130105	MODERATE	NO

**Forsyth, GEORGIA**

Census Tract	Tract Income Class	Minority Tract
13117130201	UPPER	NO
13117130202	UPPER	NO
13117130203	MIDDLE	NO
13117130204	UPPER	NO
13117130205	UPPER	NO
13117130301	UPPER	NO
13117130302	UPPER	NO
13117130303	UPPER	NO
13117130304	UPPER	NO
13117130305	UPPER	NO
13117130306	UPPER	NO
13117130307	UPPER	NO
13117130406	MIDDLE	YES
13117130409	MIDDLE	NO
13117130410	UPPER	NO
13117130411	MIDDLE	NO
13117130412	UPPER	NO
13117130413	MIDDLE	NO
13117130414	UPPER	NO
13117130415	UPPER	NO
13117130503	UPPER	NO
13117130504	MIDDLE	NO
13117130505	UPPER	NO
13117130506	MIDDLE	NO
13117130507	MIDDLE	NO
13117130508	UPPER	NO
13117130509	UPPER	NO

**Forsyth, GEORGIA**

Census Tract	Tract Income Class	Minority Tract
13117130511	UPPER	NO
13117130512	UPPER	YES
13117130601	MIDDLE	YES
13117130602	UPPER	YES
13117130603	UPPER	YES
13117130604	UPPER	NO
13117130605	UPPER	NO
13117130606	UPPER	NO
13117130607	UPPER	YES
13117130608	UPPER	YES
13117130609	UPPER	YES
13117130610	UPPER	NO
13117130611	UPPER	NO
13117130613	UPPER	YES
13117130614	UPPER	YES
13117130615	UPPER	NO



**Forsyth, GEORGIA**

Census Tract	Tract Income Class	Minority Tract
<b>Summary Data: Forsyth</b>		
Number of Census Tracts		48
Number of Minority Tracts		10
Percentage of Minority Tracts		20.83%
Number of Low Income Tracts		0
Percentage of Low Income Tracts		0.00%
Number of Moderate Income Tracts		1
Percentage of Moderate Income Tracts		2.08%
Number of Middle Income Tracts		11
Percentage of Middle Income Tracts		22.92%
Number of Upper Income Tracts		36
Percentage of Upper Income Tracts		75.00%
Number of NA Income Tracts		0
Percentage of NA Income Tracts		0.00%

**Franklin, GEORGIA**

Census Tract	Tract Income Class	Minority Tract
13119890101	MIDDLE	NO
13119890103	MIDDLE	NO
13119890104	MIDDLE	NO
13119890201	MIDDLE	NO
13119890202	MIDDLE	NO

**Franklin, GEORGIA**

Census Tract	Tract Income Class	Minority Tract
13119890300	MIDDLE	NO
13119890401	MIDDLE	NO
13119890402	MIDDLE	NO
<b>Summary Data: Franklin</b>		
Number of Census Tracts		8
Number of Minority Tracts		0
Percentage of Minority Tracts		0.00%
Number of Low Income Tracts		0
Percentage of Low Income Tracts		0.00%
Number of Moderate Income Tracts		0
Percentage of Moderate Income Tracts		0.00%
Number of Middle Income Tracts		8
Percentage of Middle Income Tracts		100.00%
Number of Upper Income Tracts		0
Percentage of Upper Income Tracts		0.00%
Number of NA Income Tracts		0
Percentage of NA Income Tracts		0.00%

**Fulton, GEORGIA**

Census Tract	Tract Income Class	Minority Tract
13121000100	UPPER	NO
13121000201	UPPER	NO

**Fulton, GEORGIA**

Census Tract	Tract Income Class	Minority Tract
13121000202	UPPER	NO
13121000400	UPPER	NO
13121000501	UPPER	YES
13121000502	UPPER	NO
13121000601	UPPER	YES
13121000602	UPPER	YES
13121000700	UPPER	YES
13121001001	UPPER	NO
13121001002	NA	NO
13121001101	UPPER	NO
13121001102	UPPER	NO
13121001203	UPPER	NO
13121001204	UPPER	NO
13121001205	NA	NO
13121001206	UPPER	NO
13121001301	NA	NO
13121001302	UPPER	NO
13121001400	UPPER	NO
13121001501	NA	NO
13121001502	UPPER	NO
13121001600	UPPER	NO
13121001701	NA	YES
13121001702	UPPER	NO
13121001801	NA	YES
13121001802	UPPER	YES
13121001901	NA	NO
13121001902	UPPER	YES



**Fulton, GEORGIA**

Census Tract	Tract Income Class	Minority Tract
13121002100	UPPER	YES
13121002300	LOW	YES
13121002400	LOW	YES
13121002500	LOW	YES
13121002600	LOW	YES
13121002801	NA	YES
13121002802	NA	YES
13121002900	UPPER	NO
13121003000	UPPER	NO
13121003100	UPPER	NO
13121003200	UPPER	NO
13121003500	UPPER	YES
13121003600	UPPER	YES
13121003700	NA	YES
13121003800	MODERATE	YES
13121003900	LOW	YES
13121004000	MODERATE	YES
13121004100	MIDDLE	YES
13121004200	LOW	YES
13121004300	LOW	YES
13121004400	LOW	YES
13121004800	NA	YES
13121004900	UPPER	NO
13121005000	UPPER	NO
13121005200	UPPER	NO
13121005300	UPPER	NO
13121005501	LOW	YES

**Fulton, GEORGIA**

Census Tract	Tract Income Class	Minority Tract
13121005503	LOW	YES
13121005504	MODERATE	YES
13121005700	LOW	YES
13121005800	MODERATE	YES
13121006000	MODERATE	YES
13121006100	LOW	YES
13121006200	NA	YES
13121006300	LOW	YES
13121006400	MODERATE	YES
13121006500	MODERATE	YES
13121006601	MIDDLE	YES
13121006602	LOW	YES
13121006701	MODERATE	YES
13121006702	NA	YES
13121006801	NA	YES
13121006802	LOW	YES
13121006900	MIDDLE	YES
13121007001	LOW	YES
13121007002	LOW	YES
13121007100	LOW	YES
13121007200	MODERATE	YES
13121007301	LOW	YES
13121007302	LOW	YES
13121007400	LOW	YES
13121007500	LOW	YES
13121007602	LOW	YES
13121007603	LOW	YES

**Fulton, GEORGIA**

Census Tract	Tract Income Class	Minority Tract
13121007604	LOW	YES
13121007703	MODERATE	YES
13121007705	LOW	YES
13121007707	MODERATE	YES
13121007708	MODERATE	YES
13121007709	MIDDLE	YES
13121007710	NA	YES
13121007711	MODERATE	YES
13121007805	MODERATE	YES
13121007806	MIDDLE	YES
13121007807	MODERATE	YES
13121007808	LOW	YES
13121007809	MIDDLE	YES
13121007810	MODERATE	YES
13121007900	MIDDLE	YES
13121008000	MODERATE	YES
13121008103	MODERATE	YES
13121008104	MODERATE	YES
13121008202	LOW	YES
13121008203	MODERATE	YES
13121008204	MODERATE	YES
13121008301	MODERATE	YES
13121008302	LOW	YES
13121008400	NA	YES
13121008500	LOW	YES
13121008601	LOW	YES
13121008602	LOW	YES



Fulton, GEORGIA		
Census Tract	Tract Income Class	Minority Tract
13121008701	LOW	YES
13121008702	NA	YES
13121008801	UPPER	YES
13121008802	UPPER	NO
13121008903	MODERATE	YES
13121008905	UPPER	YES
13121008906	UPPER	NO
13121008907	MIDDLE	NO
13121008908	NA	YES
13121008909	UPPER	NO
13121009001	UPPER	NO
13121009002	UPPER	NO
13121009103	UPPER	NO
13121009104	UPPER	NO
13121009105	UPPER	NO
13121009106	MIDDLE	YES
13121009201	NA	YES
13121009202	UPPER	NO
13121009203	UPPER	YES
13121009301	UPPER	NO
13121009302	UPPER	NO
13121009405	MIDDLE	YES
13121009406	NA	YES
13121009407	UPPER	YES
13121009408	UPPER	YES
13121009409	MIDDLE	YES
13121009410	NA	NO

Fulton, GEORGIA		
Census Tract	Tract Income Class	Minority Tract
13121009411	UPPER	NO
13121009501	UPPER	NO
13121009503	NA	NO
13121009504	NA	NO
13121009601	UPPER	NO
13121009604	UPPER	NO
13121009605	NA	NO
13121009606	UPPER	NO
13121009607	UPPER	NO
13121009700	UPPER	NO
13121009802	UPPER	NO
13121009803	UPPER	NO
13121009804	UPPER	NO
13121009900	UPPER	NO
13121010003	UPPER	NO
13121010004	UPPER	NO
13121010005	UPPER	NO
13121010006	MODERATE	NO
13121010007	UPPER	NO
13121010106	UPPER	NO
13121010107	UPPER	NO
13121010108	UPPER	NO
13121010115	UPPER	NO
13121010117	MIDDLE	YES
13121010120	UPPER	NO
13121010121	UPPER	NO
13121010124	NA	YES

Fulton, GEORGIA		
Census Tract	Tract Income Class	Minority Tract
13121010125	MODERATE	YES
13121010126	MIDDLE	YES
13121010127	UPPER	NO
13121010128	MODERATE	YES
13121010129	UPPER	YES
13121010130	UPPER	YES
13121010131	UPPER	YES
13121010132	UPPER	NO
13121010133	UPPER	NO
13121010134	MIDDLE	YES
13121010135	MODERATE	YES
13121010136	UPPER	NO
13121010137	UPPER	NO
13121010204	UPPER	NO
13121010211	UPPER	NO
13121010212	UPPER	YES
13121010213	MIDDLE	YES
13121010214	MIDDLE	YES
13121010215	UPPER	NO
13121010216	MIDDLE	NO
13121010217	UPPER	NO
13121010218	UPPER	NO
13121010219	MIDDLE	YES
13121010220	UPPER	NO
13121010221	MIDDLE	NO
13121010222	UPPER	NO
13121010223	UPPER	NO



**Fulton, GEORGIA**

Census Tract	Tract Income Class	Minority Tract
13121010305	MIDDLE	YES
13121010306	UPPER	YES
13121010307	MIDDLE	YES
13121010308	MIDDLE	YES
13121010309	MIDDLE	YES
13121010310	MIDDLE	YES
13121010311	MIDDLE	YES
13121010312	UPPER	YES
13121010313	UPPER	YES
13121010314	NA	YES
13121010315	MIDDLE	YES
13121010401	MODERATE	YES
13121010402	MODERATE	NO
13121010508	MODERATE	YES
13121010517	MODERATE	YES
13121010518	MODERATE	YES
13121010519	NA	YES
13121010520	MODERATE	YES
13121010521	MODERATE	YES
13121010522	MODERATE	YES
13121010523	LOW	YES
13121010524	MODERATE	YES
13121010525	LOW	YES
13121010526	MODERATE	YES
13121010527	NA	YES
13121010528	LOW	YES
13121010529	MODERATE	YES

**Fulton, GEORGIA**

Census Tract	Tract Income Class	Minority Tract
13121010530	MODERATE	YES
13121010531	NA	YES
13121010532	LOW	YES
13121010533	MODERATE	YES
13121010534	NA	YES
13121010535	UPPER	YES
13121010536	MIDDLE	YES
13121010537	MIDDLE	YES
13121010538	UPPER	YES
13121010539	MIDDLE	YES
13121010540	UPPER	YES
13121010601	MIDDLE	YES
13121010603	MODERATE	YES
13121010604	MODERATE	YES
13121010801	LOW	YES
13121010802	MIDDLE	YES
13121011000	LOW	YES
13121011100	MIDDLE	YES
13121011202	MODERATE	YES
13121011203	MODERATE	YES
13121011204	MODERATE	YES
13121011301	MODERATE	YES
13121011306	MODERATE	YES
13121011307	LOW	YES
13121011308	LOW	YES
13121011309	MIDDLE	YES
13121011310	LOW	YES

**Fulton, GEORGIA**

Census Tract	Tract Income Class	Minority Tract
13121011416	UPPER	NO
13121011417	UPPER	NO
13121011419	UPPER	NO
13121011421	MIDDLE	YES
13121011422	UPPER	NO
13121011423	UPPER	NO
13121011424	UPPER	NO
13121011426	UPPER	NO
13121011428	UPPER	NO
13121011429	UPPER	NO
13121011430	MODERATE	YES
13121011431	MIDDLE	YES
13121011432	MODERATE	YES
13121011433	UPPER	NO
13121011434	UPPER	NO
13121011435	MODERATE	NO
13121011436	UPPER	NO
13121011437	UPPER	NO
13121011438	UPPER	YES
13121011439	UPPER	NO
13121011440	UPPER	NO
13121011441	UPPER	NO
13121011442	UPPER	NO
13121011443	UPPER	NO
13121011444	UPPER	NO
13121011445	UPPER	NO
13121011446	UPPER	NO



**Fulton, GEORGIA**

Census Tract	Tract Income Class	Minority Tract
13121011505	UPPER	NO
13121011507	UPPER	NO
13121011508	UPPER	NO
13121011509	UPPER	NO
13121011510	UPPER	NO
13121011511	UPPER	NO
13121011512	UPPER	NO
13121011513	UPPER	NO
13121011514	UPPER	NO
13121011515	UPPER	NO
13121011612	UPPER	NO
13121011618	UPPER	YES
13121011624	UPPER	NO
13121011627	UPPER	YES
13121011628	MIDDLE	YES
13121011629	UPPER	YES
13121011630	UPPER	YES
13121011631	UPPER	YES
13121011632	UPPER	YES
13121011633	UPPER	NO
13121011634	MIDDLE	YES
13121011635	UPPER	YES
13121011636	MIDDLE	YES
13121011637	UPPER	NO
13121011638	UPPER	NO
13121011639	UPPER	NO
13121011640	UPPER	NO

**Fulton, GEORGIA**

Census Tract	Tract Income Class	Minority Tract
13121011641	UPPER	NO
13121011642	UPPER	NO
13121011643	MIDDLE	YES
13121011644	MIDDLE	YES
13121011645	UPPER	YES
13121011646	MIDDLE	NO
13121011647	MODERATE	YES
13121011648	UPPER	YES
13121011649	UPPER	YES
13121011650	UPPER	YES
13121011651	UPPER	YES
13121011652	UPPER	YES
13121011653	UPPER	NO
13121011654	UPPER	NO
13121011655	UPPER	NO
13121011656	UPPER	NO
13121011657	UPPER	YES
13121011658	UPPER	YES
13121011659	UPPER	NO
13121011660	UPPER	NO
13121011661	UPPER	NO
13121011801	NA	YES
13121011802	LOW	YES
13121011901	NA	YES
13121011902	NA	YES
13121012000	LOW	YES
13121012300	MIDDLE	YES

**Fulton, GEORGIA**

Census Tract	Tract Income Class	Minority Tract
13121980000	NA	NO

**Summary Data: Fulton**

<b>Number of Census Tracts</b>	327
<b>Number of Minority Tracts</b>	194
<b>Percentage of Minority Tracts</b>	59.33%
<b>Number of Low Income Tracts</b>	44
<b>Percentage of Low Income Tracts</b>	13.46%
<b>Number of Moderate Income Tracts</b>	51
<b>Percentage of Moderate Income Tracts</b>	15.60%
<b>Number of Middle Income Tracts</b>	42
<b>Percentage of Middle Income Tracts</b>	12.84%
<b>Number of Upper Income Tracts</b>	156
<b>Percentage of Upper Income Tracts</b>	47.71%
<b>Number of NA Income Tracts</b>	34
<b>Percentage of NA Income Tracts</b>	10.40%

**Gilmer, GEORGIA**

Census Tract	Tract Income Class	Minority Tract
13123080100	MIDDLE	NO
13123080200	MIDDLE	NO
13123080301	MIDDLE	NO
13123080302	MIDDLE	NO



**Gilmer, GEORGIA**

Census Tract	Tract Income Class	Minority Tract
13123080401	NA	NO
13123080402	UPPER	NO
13123080403	MIDDLE	NO
13123080500	MIDDLE	NO

**Summary Data: Gilmer**

Number of Census Tracts	8
Number of Minority Tracts	0
Percentage of Minority Tracts	0.00%
Number of Low Income Tracts	0
Percentage of Low Income Tracts	0.00%
Number of Moderate Income Tracts	0
Percentage of Moderate Income Tracts	0.00%
Number of Middle Income Tracts	6
Percentage of Middle Income Tracts	75.00%
Number of Upper Income Tracts	1
Percentage of Upper Income Tracts	12.50%
Number of NA Income Tracts	1
Percentage of NA Income Tracts	12.50%

**Glascocock, GEORGIA**

Census Tract	Tract Income Class	Minority Tract
13125010100	UPPER	NO

**Glascocock, GEORGIA**

Census Tract	Tract Income Class	Minority Tract
--------------	--------------------	----------------

**Summary Data: Glascocock**

Number of Census Tracts	1
Number of Minority Tracts	0
Percentage of Minority Tracts	0.00%
Number of Low Income Tracts	0
Percentage of Low Income Tracts	0.00%
Number of Moderate Income Tracts	0
Percentage of Moderate Income Tracts	0.00%
Number of Middle Income Tracts	0
Percentage of Middle Income Tracts	0.00%
Number of Upper Income Tracts	1
Percentage of Upper Income Tracts	100.00%
Number of NA Income Tracts	0
Percentage of NA Income Tracts	0.00%

**Glynn, GEORGIA**

Census Tract	Tract Income Class	Minority Tract
13127000101	MIDDLE	NO
13127000103	UPPER	NO
13127000104	NA	NO
13127000201	UPPER	NO
13127000202	UPPER	NO

**Glynn, GEORGIA**

Census Tract	Tract Income Class	Minority Tract
13127000301	UPPER	NO
13127000302	UPPER	NO
13127000303	UPPER	NO
13127000403	MIDDLE	NO
13127000405	MIDDLE	NO
13127000406	MIDDLE	NO
13127000407	MIDDLE	NO
13127000408	UPPER	NO
13127000409	MIDDLE	NO
13127000501	MODERATE	YES
13127000503	MODERATE	YES
13127000504	MIDDLE	YES
13127000601	MODERATE	NO
13127000602	MODERATE	NO
13127000701	MODERATE	YES
13127000702	MODERATE	YES
13127000800	LOW	YES
13127000900	MODERATE	YES
13127001001	MIDDLE	NO
13127001002	UPPER	NO
13127990000	NA	NO



**Glynn, GEORGIA**

Census Tract	Tract Income Class	Minority Tract
<b>Summary Data: Glynn</b>		
Number of Census Tracts		26
Number of Minority Tracts		7
Percentage of Minority Tracts		26.92%
Number of Low Income Tracts		1
Percentage of Low Income Tracts		3.85%
Number of Moderate Income Tracts		7
Percentage of Moderate Income Tracts		26.92%
Number of Middle Income Tracts		8
Percentage of Middle Income Tracts		30.77%
Number of Upper Income Tracts		8
Percentage of Upper Income Tracts		30.77%
Number of NA Income Tracts		2
Percentage of NA Income Tracts		7.69%

**Gordon, GEORGIA**

Census Tract	Tract Income Class	Minority Tract
13129970302	MIDDLE	NO
13129970400	UPPER	NO
13129970500	MIDDLE	NO
13129970601	MODERATE	NO
13129970602	MODERATE	YES
13129970700	MIDDLE	NO
13129970801	UPPER	NO
13129970802	MIDDLE	NO
13129970901	UPPER	NO
13129970902	UPPER	NO

**Gordon, GEORGIA**

Census Tract	Tract Income Class	Minority Tract
<b>Summary Data: Gordon</b>		
Number of Census Tracts		15
Number of Minority Tracts		1
Percentage of Minority Tracts		6.67%
Number of Low Income Tracts		0
Percentage of Low Income Tracts		0.00%
Number of Moderate Income Tracts		4
Percentage of Moderate Income Tracts		26.67%
Number of Middle Income Tracts		6
Percentage of Middle Income Tracts		40.00%
Number of Upper Income Tracts		5
Percentage of Upper Income Tracts		33.33%
Number of NA Income Tracts		0
Percentage of NA Income Tracts		0.00%

**Gordon, GEORGIA**

Census Tract	Tract Income Class	Minority Tract
13129970101	MODERATE	NO
13129970102	MIDDLE	NO
13129970201	MIDDLE	NO
13129970202	UPPER	NO
13129970301	MODERATE	NO

**Grady, GEORGIA**

Census Tract	Tract Income Class	Minority Tract
13131950100	MIDDLE	NO
13131950200	MIDDLE	NO
13131950300	MIDDLE	YES
13131950401	MIDDLE	NO
13131950402	MIDDLE	YES





**Grady, GEORGIA**

Census Tract	Tract Income Class	Minority Tract
13131950501	MIDDLE	NO
13131950502	UPPER	YES
13131950600	MIDDLE	NO

**Summary Data: Grady**

Number of Census Tracts	8
Number of Minority Tracts	3
Percentage of Minority Tracts	37.50%
Number of Low Income Tracts	0
Percentage of Low Income Tracts	0.00%
Number of Moderate Income Tracts	0
Percentage of Moderate Income Tracts	0.00%
Number of Middle Income Tracts	7
Percentage of Middle Income Tracts	87.50%
Number of Upper Income Tracts	1
Percentage of Upper Income Tracts	12.50%
Number of NA Income Tracts	0
Percentage of NA Income Tracts	0.00%

**Greene, GEORGIA**

Census Tract	Tract Income Class	Minority Tract
13133950100	UPPER	NO
13133950200	MODERATE	YES

**Greene, GEORGIA**

Census Tract	Tract Income Class	Minority Tract
13133950301	UPPER	NO
13133950302	UPPER	NO
13133950304	UPPER	YES
13133950305	MODERATE	YES
13133950400	MIDDLE	YES
13133950500	UPPER	NO

**Summary Data: Greene**

Number of Census Tracts	8
Number of Minority Tracts	4
Percentage of Minority Tracts	50.00%
Number of Low Income Tracts	0
Percentage of Low Income Tracts	0.00%
Number of Moderate Income Tracts	2
Percentage of Moderate Income Tracts	25.00%
Number of Middle Income Tracts	1
Percentage of Middle Income Tracts	12.50%
Number of Upper Income Tracts	5
Percentage of Upper Income Tracts	62.50%
Number of NA Income Tracts	0
Percentage of NA Income Tracts	0.00%

**Gwinnett, GEORGIA**

Census Tract	Tract Income Class	Minority Tract
13135050105	MODERATE	YES
13135050110	MIDDLE	NO
13135050111	MODERATE	YES
13135050112	MIDDLE	YES
13135050113	MIDDLE	YES
13135050114	UPPER	NO
13135050115	NA	YES
13135050116	UPPER	NO
13135050117	UPPER	NO
13135050118	MIDDLE	YES
13135050119	MIDDLE	YES
13135050120	UPPER	NO
13135050121	MIDDLE	NO
13135050205	MIDDLE	YES
13135050215	MODERATE	YES
13135050218	MIDDLE	YES
13135050219	MIDDLE	YES
13135050221	MIDDLE	YES
13135050222	MIDDLE	YES
13135050223	MODERATE	YES
13135050224	UPPER	YES
13135050225	MIDDLE	YES
13135050226	MIDDLE	YES
13135050227	UPPER	NO
13135050228	MODERATE	YES
13135050229	LOW	YES
13135050230	MODERATE	YES



**Gwinnett, GEORGIA**

Census Tract	Tract Income Class	Minority Tract
13135050231	UPPER	YES
13135050232	MIDDLE	YES
13135050233	MIDDLE	YES
13135050234	UPPER	YES
13135050235	UPPER	YES
13135050236	MIDDLE	YES
13135050237	MIDDLE	YES
13135050238	MIDDLE	YES
13135050239	UPPER	YES
13135050240	UPPER	YES
13135050241	MIDDLE	YES
13135050242	UPPER	YES
13135050243	UPPER	NO
13135050244	UPPER	YES
13135050306	MODERATE	YES
13135050308	UPPER	NO
13135050311	UPPER	NO
13135050315	MODERATE	YES
13135050317	MODERATE	YES
13135050318	MODERATE	YES
13135050321	UPPER	NO
13135050322	UPPER	NO
13135050323	UPPER	NO
13135050324	MIDDLE	YES
13135050325	MODERATE	YES
13135050326	MODERATE	YES
13135050327	MODERATE	YES

**Gwinnett, GEORGIA**

Census Tract	Tract Income Class	Minority Tract
13135050328	MODERATE	YES
13135050329	LOW	YES
13135050330	MODERATE	YES
13135050331	MODERATE	YES
13135050332	MODERATE	YES
13135050333	MODERATE	YES
13135050334	MIDDLE	YES
13135050335	MODERATE	YES
13135050336	UPPER	YES
13135050415	MIDDLE	YES
13135050416	MIDDLE	YES
13135050425	UPPER	YES
13135050427	MIDDLE	YES
13135050430	MODERATE	YES
13135050433	MODERATE	YES
13135050435	MODERATE	YES
13135050437	MODERATE	YES
13135050438	MODERATE	YES
13135050439	LOW	YES
13135050440	MODERATE	YES
13135050441	MODERATE	YES
13135050442	MIDDLE	YES
13135050443	MIDDLE	YES
13135050444	MODERATE	YES
13135050445	LOW	YES
13135050446	MODERATE	YES
13135050447	MODERATE	YES

**Gwinnett, GEORGIA**

Census Tract	Tract Income Class	Minority Tract
13135050448	MODERATE	YES
13135050449	MODERATE	YES
13135050450	MIDDLE	YES
13135050451	LOW	YES
13135050452	MODERATE	YES
13135050453	MODERATE	YES
13135050454	MODERATE	YES
13135050455	MODERATE	YES
13135050456	MODERATE	YES
13135050457	UPPER	YES
13135050458	MIDDLE	NO
13135050459	MODERATE	YES
13135050460	LOW	YES
13135050461	MIDDLE	YES
13135050462	UPPER	YES
13135050463	MODERATE	YES
13135050464	MODERATE	YES
13135050465	MIDDLE	YES
13135050466	MIDDLE	NO
13135050520	MIDDLE	YES
13135050521	MIDDLE	YES
13135050522	LOW	YES
13135050526	LOW	YES
13135050528	UPPER	YES
13135050529	MIDDLE	YES
13135050530	UPPER	YES
13135050536	MODERATE	YES



**Gwinnett, GEORGIA**

Census Tract	Tract Income Class	Minority Tract
13135050537	MODERATE	YES
13135050539	MODERATE	YES
13135050541	MODERATE	YES
13135050542	MODERATE	YES
13135050549	MIDDLE	YES
13135050550	MIDDLE	YES
13135050551	MIDDLE	YES
13135050552	UPPER	YES
13135050553	MIDDLE	YES
13135050554	MODERATE	YES
13135050555	MIDDLE	YES
13135050556	MIDDLE	YES
13135050557	MIDDLE	YES
13135050558	MIDDLE	YES
13135050559	MODERATE	YES
13135050560	UPPER	YES
13135050561	MODERATE	YES
13135050562	MODERATE	YES
13135050563	MIDDLE	YES
13135050564	LOW	YES
13135050565	MIDDLE	YES
13135050566	MIDDLE	YES
13135050567	MODERATE	YES
13135050568	MIDDLE	YES
13135050569	MODERATE	YES
13135050570	MIDDLE	YES
13135050571	MODERATE	YES

**Gwinnett, GEORGIA**

Census Tract	Tract Income Class	Minority Tract
13135050572	MIDDLE	NO
13135050573	UPPER	YES
13135050574	MODERATE	YES
13135050575	MIDDLE	YES
13135050576	MODERATE	YES
13135050577	MODERATE	YES
13135050578	MIDDLE	YES
13135050579	MIDDLE	YES
13135050580	UPPER	YES
13135050581	MODERATE	YES
13135050582	UPPER	YES
13135050583	MIDDLE	YES
13135050584	UPPER	NO
13135050585	MIDDLE	YES
13135050586	MODERATE	YES
13135050587	MIDDLE	YES
13135050588	MIDDLE	YES
13135050589	MIDDLE	YES
13135050590	MIDDLE	YES
13135050591	UPPER	YES
13135050611	UPPER	YES
13135050612	MIDDLE	YES
13135050613	UPPER	YES
13135050614	MIDDLE	NO
13135050615	MIDDLE	NO
13135050616	UPPER	NO
13135050617	UPPER	NO

**Gwinnett, GEORGIA**

Census Tract	Tract Income Class	Minority Tract
13135050618	UPPER	NO
13135050619	MIDDLE	NO
13135050620	UPPER	NO
13135050621	UPPER	NO
13135050622	MIDDLE	NO
13135050623	UPPER	YES
13135050624	UPPER	YES
13135050625	UPPER	YES
13135050626	MIDDLE	NO
13135050627	MIDDLE	YES
13135050628	MIDDLE	YES
13135050629	UPPER	NO
13135050630	UPPER	YES
13135050631	MIDDLE	NO
13135050632	MIDDLE	NO
13135050633	LOW	YES
13135050634	MODERATE	YES
13135050635	MIDDLE	NO
13135050636	UPPER	YES
13135050715	MIDDLE	YES
13135050719	MODERATE	YES
13135050722	MIDDLE	YES
13135050725	MIDDLE	YES
13135050729	MIDDLE	YES
13135050732	MODERATE	YES
13135050733	MIDDLE	YES
13135050734	MIDDLE	YES



**Gwinnett, GEORGIA**

Census Tract	Tract Income Class	Minority Tract
13135050735	MODERATE	YES
13135050736	MIDDLE	YES
13135050737	MIDDLE	YES
13135050738	UPPER	YES
13135050739	MIDDLE	YES
13135050740	MIDDLE	YES
13135050741	UPPER	YES
13135050742	UPPER	YES
13135050743	MIDDLE	YES
13135050744	MIDDLE	YES
13135050745	UPPER	YES
13135050746	UPPER	YES
13135050747	MIDDLE	YES
13135050748	MODERATE	YES
13135050749	MODERATE	YES
13135050750	UPPER	YES
13135050751	MIDDLE	YES
13135050752	UPPER	YES
13135050753	MODERATE	YES
13135050754	MIDDLE	YES
13135050755	UPPER	YES
13135050756	UPPER	YES
13135050757	UPPER	NO
13135050758	MODERATE	YES
13135050759	UPPER	YES
13135050760	UPPER	NO
13135050761	MIDDLE	YES

**Gwinnett, GEORGIA**

Census Tract	Tract Income Class	Minority Tract
13135050762	UPPER	NO
13135050763	MIDDLE	YES
13135050764	MIDDLE	YES
13135050765	UPPER	NO

**Summary Data: Gwinnett**

<b>Number of Census Tracts</b>	220
<b>Number of Minority Tracts</b>	185
<b>Percentage of Minority Tracts</b>	84.09%
<b>Number of Low Income Tracts</b>	10
<b>Percentage of Low Income Tracts</b>	4.55%
<b>Number of Moderate Income Tracts</b>	64
<b>Percentage of Moderate Income Tracts</b>	29.09%
<b>Number of Middle Income Tracts</b>	86
<b>Percentage of Middle Income Tracts</b>	39.09%
<b>Number of Upper Income Tracts</b>	59
<b>Percentage of Upper Income Tracts</b>	26.82%
<b>Number of NA Income Tracts</b>	1
<b>Percentage of NA Income Tracts</b>	0.45%

**Habersham, GEORGIA**

Census Tract	Tract Income Class	Minority Tract
13137000100	UPPER	NO

**Habersham, GEORGIA**

Census Tract	Tract Income Class	Minority Tract
13137000201	MIDDLE	NO
13137000203	UPPER	NO
13137000204	UPPER	NO
13137000300	UPPER	NO
13137000400	MIDDLE	NO
13137000501	UPPER	NO
13137000502	UPPER	NO
13137000601	MIDDLE	NO
13137000603	UPPER	NO
13137000604	MODERATE	YES

**Habersham, GEORGIA**

Census Tract	Tract Income Class	Minority Tract
<b>Summary Data: Habersham</b>		
Number of Census Tracts		11
Number of Minority Tracts		1
Percentage of Minority Tracts		9.09%
Number of Low Income Tracts		0
Percentage of Low Income Tracts		0.00%
Number of Moderate Income Tracts		1
Percentage of Moderate Income Tracts		9.09%
Number of Middle Income Tracts		3
Percentage of Middle Income Tracts		27.27%
Number of Upper Income Tracts		7
Percentage of Upper Income Tracts		63.64%
Number of NA Income Tracts		0
Percentage of NA Income Tracts		0.00%

**Hall, GEORGIA**

Census Tract	Tract Income Class	Minority Tract
13139000101	MIDDLE	NO
13139000102	MIDDLE	NO
13139000203	MIDDLE	NO
13139000204	MIDDLE	NO
13139000205	UPPER	NO

**Hall, GEORGIA**

Census Tract	Tract Income Class	Minority Tract
13139000206	MIDDLE	NO
13139000303	UPPER	NO
13139000304	UPPER	NO
13139000305	MIDDLE	NO
13139000306	MIDDLE	NO
13139000307	UPPER	NO
13139000401	MIDDLE	NO
13139000402	UPPER	NO
13139000501	MIDDLE	NO
13139000502	NA	NO
13139000601	MIDDLE	NO
13139000602	MIDDLE	NO
13139000702	MIDDLE	YES
13139000703	LOW	YES
13139000704	MIDDLE	YES
13139000800	MODERATE	YES
13139000901	MIDDLE	NO
13139000902	MIDDLE	NO
13139001004	MIDDLE	NO
13139001005	MODERATE	YES
13139001006	MIDDLE	NO
13139001007	LOW	YES
13139001008	LOW	YES
13139001101	LOW	YES
13139001102	MODERATE	YES
13139001202	MODERATE	YES
13139001203	NA	YES

**Hall, GEORGIA**

Census Tract	Tract Income Class	Minority Tract
13139001204	MIDDLE	YES
13139001302	UPPER	NO
13139001303	MODERATE	NO
13139001304	MIDDLE	YES
13139001402	MIDDLE	NO
13139001404	MIDDLE	YES
13139001405	MODERATE	NO
13139001406	MIDDLE	YES
13139001501	MIDDLE	NO
13139001502	UPPER	NO
13139001603	UPPER	NO
13139001605	UPPER	NO
13139001606	MIDDLE	NO
13139001607	MIDDLE	NO
13139001609	UPPER	NO
13139001610	UPPER	NO
13139001611	UPPER	NO
13139001612	UPPER	NO



**Hall, GEORGIA**

Census Tract	Tract Income Class	Minority Tract
<b>Summary Data: Hall</b>		
Number of Census Tracts		50
Number of Minority Tracts		15
Percentage of Minority Tracts		30.00%
Number of Low Income Tracts		4
Percentage of Low Income Tracts		8.00%
Number of Moderate Income Tracts		6
Percentage of Moderate Income Tracts		12.00%
Number of Middle Income Tracts		25
Percentage of Middle Income Tracts		50.00%
Number of Upper Income Tracts		13
Percentage of Upper Income Tracts		26.00%
Number of NA Income Tracts		2
Percentage of NA Income Tracts		4.00%

**Hancock, GEORGIA**

Census Tract	Tract Income Class	Minority Tract
13141480300	MIDDLE	YES
13141480400	MODERATE	YES

**Hancock, GEORGIA**

Census Tract	Tract Income Class	Minority Tract
<b>Summary Data: Hancock</b>		
Number of Census Tracts		2
Number of Minority Tracts		2
Percentage of Minority Tracts		100.00%
Number of Low Income Tracts		0
Percentage of Low Income Tracts		0.00%
Number of Moderate Income Tracts		1
Percentage of Moderate Income Tracts		50.00%
Number of Middle Income Tracts		1
Percentage of Middle Income Tracts		50.00%
Number of Upper Income Tracts		0
Percentage of Upper Income Tracts		0.00%
Number of NA Income Tracts		0
Percentage of NA Income Tracts		0.00%

**Haralson, GEORGIA**

Census Tract	Tract Income Class	Minority Tract
13143010100	MODERATE	NO
13143010201	MODERATE	NO
13143010202	MIDDLE	NO
13143010301	MODERATE	NO
13143010303	NA	NO

**Haralson, GEORGIA**

Census Tract	Tract Income Class	Minority Tract
13143010304	MIDDLE	NO
13143010401	MODERATE	NO
13143010402	MODERATE	NO
<b>Summary Data: Haralson</b>		
Number of Census Tracts		8
Number of Minority Tracts		0
Percentage of Minority Tracts		0.00%
Number of Low Income Tracts		0
Percentage of Low Income Tracts		0.00%
Number of Moderate Income Tracts		5
Percentage of Moderate Income Tracts		62.50%
Number of Middle Income Tracts		2
Percentage of Middle Income Tracts		25.00%
Number of Upper Income Tracts		0
Percentage of Upper Income Tracts		0.00%
Number of NA Income Tracts		1
Percentage of NA Income Tracts		12.50%

**Harris, GEORGIA**

Census Tract	Tract Income Class	Minority Tract
13145120198	UPPER	NO
13145120200	MIDDLE	NO



**Harris, GEORGIA**

Census Tract	Tract Income Class	Minority Tract
13145120301	UPPER	NO
13145120302	UPPER	NO
13145120401	UPPER	NO
13145120403	UPPER	NO
13145120404	UPPER	NO

**Summary Data: Harris**

Number of Census Tracts	7
Number of Minority Tracts	0
Percentage of Minority Tracts	0.00%
Number of Low Income Tracts	0
Percentage of Low Income Tracts	0.00%
Number of Moderate Income Tracts	0
Percentage of Moderate Income Tracts	0.00%
Number of Middle Income Tracts	1
Percentage of Middle Income Tracts	14.29%
Number of Upper Income Tracts	6
Percentage of Upper Income Tracts	85.71%
Number of NA Income Tracts	0
Percentage of NA Income Tracts	0.00%

**Hart, GEORGIA**

Census Tract	Tract Income Class	Minority Tract
--------------	--------------------	----------------

**Hart, GEORGIA**

Census Tract	Tract Income Class	Minority Tract
13147960101	UPPER	NO
13147960102	MIDDLE	NO
13147960103	MIDDLE	NO
13147960200	MIDDLE	NO
13147960300	MIDDLE	NO
13147960401	MODERATE	NO
13147960402	MIDDLE	NO
13147960501	UPPER	NO
13147960502	UPPER	NO
13147960503	UPPER	NO

**Hart, GEORGIA**

Census Tract	Tract Income Class	Minority Tract
<b>Summary Data: Hart</b>		
Number of Census Tracts		10
Number of Minority Tracts		0
Percentage of Minority Tracts		0.00%
Number of Low Income Tracts		0
Percentage of Low Income Tracts		0.00%
Number of Moderate Income Tracts		1
Percentage of Moderate Income Tracts		10.00%
Number of Middle Income Tracts		5
Percentage of Middle Income Tracts		50.00%
Number of Upper Income Tracts		4
Percentage of Upper Income Tracts		40.00%
Number of NA Income Tracts		0
Percentage of NA Income Tracts		0.00%

**Heard, GEORGIA**

Census Tract	Tract Income Class	Minority Tract
13149970100	MODERATE	NO
13149970200	MIDDLE	NO
13149970300	MODERATE	NO

**Heard, GEORGIA**

Census Tract	Tract Income Class	Minority Tract
<b>Summary Data: Heard</b>		
<b>Number of Census Tracts</b>		3
<b>Number of Minority Tracts</b>		0
<b>Percentage of Minority Tracts</b>		0.00%
<b>Number of Low Income Tracts</b>		0
<b>Percentage of Low Income Tracts</b>		0.00%
<b>Number of Moderate Income Tracts</b>		2
<b>Percentage of Moderate Income Tracts</b>		66.67%
<b>Number of Middle Income Tracts</b>		1
<b>Percentage of Middle Income Tracts</b>		33.33%
<b>Number of Upper Income Tracts</b>		0
<b>Percentage of Upper Income Tracts</b>		0.00%
<b>Number of NA Income Tracts</b>		0
<b>Percentage of NA Income Tracts</b>		0.00%

**Henry, GEORGIA**

Census Tract	Tract Income Class	Minority Tract
13151070109	MIDDLE	YES
13151070113	MODERATE	YES
13151070114	MIDDLE	YES
13151070115	MIDDLE	YES
13151070116	MIDDLE	YES

**Henry, GEORGIA**

Census Tract	Tract Income Class	Minority Tract
13151070117	MIDDLE	YES
13151070118	UPPER	YES
13151070119	MODERATE	YES
13151070120	MIDDLE	YES
13151070121	MIDDLE	YES
13151070122	MIDDLE	YES
13151070123	NA	YES
13151070124	MIDDLE	YES
13151070125	MIDDLE	YES
13151070126	MODERATE	YES
13151070127	MODERATE	YES
13151070128	MIDDLE	YES
13151070204	MIDDLE	YES
13151070206	UPPER	NO
13151070207	UPPER	NO
13151070208	UPPER	NO
13151070209	UPPER	NO
13151070210	UPPER	NO
13151070211	MIDDLE	YES
13151070212	MODERATE	YES
13151070213	MIDDLE	NO
13151070214	UPPER	NO
13151070215	UPPER	NO
13151070216	UPPER	YES
13151070307	MIDDLE	YES
13151070310	UPPER	YES
13151070312	MIDDLE	YES

**Henry, GEORGIA**

Census Tract	Tract Income Class	Minority Tract
13151070313	MIDDLE	YES
13151070314	MIDDLE	YES
13151070315	UPPER	YES
13151070316	MIDDLE	YES
13151070317	MODERATE	YES
13151070318	MODERATE	YES
13151070319	MIDDLE	YES
13151070320	MIDDLE	YES
13151070321	MIDDLE	NO
13151070322	MIDDLE	YES
13151070323	MODERATE	YES
13151070324	LOW	YES
13151070325	MIDDLE	YES
13151070405	MODERATE	NO
13151070406	MODERATE	NO
13151070407	MIDDLE	NO
13151070408	MODERATE	NO
13151070409	MIDDLE	NO
13151070410	MODERATE	NO
13151070411	MIDDLE	YES
13151070412	MIDDLE	YES
13151070503	MIDDLE	YES
13151070504	MODERATE	YES
13151070505	MIDDLE	NO
13151070506	MIDDLE	YES
13151070507	MIDDLE	YES
13151070508	MIDDLE	YES





**Henry, GEORGIA**

Census Tract	Tract Income Class	Minority Tract
<b>Summary Data: Henry</b>		
<b>Number of Census Tracts</b>		59
<b>Number of Minority Tracts</b>		43
<b>Percentage of Minority Tracts</b>		72.88%
<b>Number of Low Income Tracts</b>		1
<b>Percentage of Low Income Tracts</b>		1.69%
<b>Number of Moderate Income Tracts</b>		13
<b>Percentage of Moderate Income Tracts</b>		22.03%
<b>Number of Middle Income Tracts</b>		33
<b>Percentage of Middle Income Tracts</b>		55.93%
<b>Number of Upper Income Tracts</b>		11
<b>Percentage of Upper Income Tracts</b>		18.64%
<b>Number of NA Income Tracts</b>		1
<b>Percentage of NA Income Tracts</b>		1.69%

**Houston, GEORGIA**

Census Tract	Tract Income Class	Minority Tract
13153020106	MIDDLE	NO
13153020108	MODERATE	NO
13153020110	MODERATE	YES
13153020111	MODERATE	YES
13153020112	MIDDLE	YES

**Houston, GEORGIA**

Census Tract	Tract Income Class	Minority Tract
13153020113	MIDDLE	YES
13153020200	MODERATE	YES
13153020301	LOW	YES
13153020302	LOW	YES
13153020400	LOW	YES
13153020600	MIDDLE	NO
13153020700	LOW	YES
13153020800	MIDDLE	YES
13153020900	MIDDLE	NO
13153021001	MODERATE	YES
13153021002	MIDDLE	NO
13153021108	UPPER	NO
13153021114	UPPER	NO
13153021115	MIDDLE	NO
13153021116	MODERATE	YES
13153021117	UPPER	NO
13153021118	MODERATE	YES
13153021119	MIDDLE	YES
13153021120	MIDDLE	NO
13153021121	UPPER	NO
13153021122	MIDDLE	NO
13153021123	UPPER	YES
13153021124	UPPER	NO
13153021125	UPPER	YES
13153021203	MIDDLE	NO
13153021204	UPPER	NO
13153021205	MIDDLE	NO

**Houston, GEORGIA**

Census Tract	Tract Income Class	Minority Tract
13153021206	MODERATE	YES
13153021300	MIDDLE	NO
13153021401	MODERATE	NO
13153021402	UPPER	NO
13153021501	UPPER	NO
13153021502	UPPER	NO
<b>Summary Data: Houston</b>		
<b>Number of Census Tracts</b>		38
<b>Number of Minority Tracts</b>		17
<b>Percentage of Minority Tracts</b>		44.74%
<b>Number of Low Income Tracts</b>		4
<b>Percentage of Low Income Tracts</b>		10.53%
<b>Number of Moderate Income Tracts</b>		9
<b>Percentage of Moderate Income Tracts</b>		23.68%
<b>Number of Middle Income Tracts</b>		14
<b>Percentage of Middle Income Tracts</b>		36.84%
<b>Number of Upper Income Tracts</b>		11
<b>Percentage of Upper Income Tracts</b>		28.95%
<b>Number of NA Income Tracts</b>		0
<b>Percentage of NA Income Tracts</b>		0.00%



**Irwin, GEORGIA**

Census Tract	Tract Income Class	Minority Tract
13155950100	MIDDLE	NO
13155950201	MIDDLE	YES
13155950202	MIDDLE	NO

**Summary Data: Irwin**

Number of Census Tracts	3
Number of Minority Tracts	1
Percentage of Minority Tracts	33.33%
Number of Low Income Tracts	0
Percentage of Low Income Tracts	0.00%
Number of Moderate Income Tracts	0
Percentage of Moderate Income Tracts	0.00%
Number of Middle Income Tracts	3
Percentage of Middle Income Tracts	100.00%
Number of Upper Income Tracts	0
Percentage of Upper Income Tracts	0.00%
Number of NA Income Tracts	0
Percentage of NA Income Tracts	0.00%

**Jackson, GEORGIA**

Census Tract	Tract Income Class	Minority Tract
13157010104	UPPER	NO
13157010105	UPPER	NO

**Jackson, GEORGIA**

Census Tract	Tract Income Class	Minority Tract
13157010106	UPPER	NO
13157010107	UPPER	NO
13157010108	UPPER	NO
13157010109	UPPER	NO
13157010200	MIDDLE	NO
13157010300	MIDDLE	NO
13157010400	MIDDLE	NO
13157010500	MIDDLE	NO
13157010601	UPPER	NO
13157010602	UPPER	NO
13157010701	MIDDLE	NO
13157010703	UPPER	NO
13157010704	UPPER	NO
13157010705	UPPER	NO
13157010706	UPPER	NO

**Jackson, GEORGIA**

Census Tract	Tract Income Class	Minority Tract
<b>Summary Data: Jackson</b>		
Number of Census Tracts		17
Number of Minority Tracts		0
Percentage of Minority Tracts		0.00%
Number of Low Income Tracts		0
Percentage of Low Income Tracts		0.00%
Number of Moderate Income Tracts		0
Percentage of Moderate Income Tracts		0.00%
Number of Middle Income Tracts		5
Percentage of Middle Income Tracts		29.41%
Number of Upper Income Tracts		12
Percentage of Upper Income Tracts		70.59%
Number of NA Income Tracts		0
Percentage of NA Income Tracts		0.00%

**Jasper, GEORGIA**

Census Tract	Tract Income Class	Minority Tract
13159010100	MODERATE	NO
13159010200	MODERATE	NO
13159010501	NA	NO
13159010502	MODERATE	NO
13159010503	MODERATE	NO



Jasper, GEORGIA		
Census Tract	Tract Income Class	Minority Tract
<b>Summary Data: Jasper</b>		
Number of Census Tracts		5
Number of Minority Tracts		0
Percentage of Minority Tracts		0.00%
Number of Low Income Tracts		0
Percentage of Low Income Tracts		0.00%
Number of Moderate Income Tracts		4
Percentage of Moderate Income Tracts		80.00%
Number of Middle Income Tracts		0
Percentage of Middle Income Tracts		0.00%
Number of Upper Income Tracts		0
Percentage of Upper Income Tracts		0.00%
Number of NA Income Tracts		1
Percentage of NA Income Tracts		20.00%

Jeff Davis, GEORGIA		
Census Tract	Tract Income Class	Minority Tract
<b>Summary Data: Jeff Davis</b>		
Number of Census Tracts		5
Number of Minority Tracts		0
Percentage of Minority Tracts		0.00%
Number of Low Income Tracts		0
Percentage of Low Income Tracts		0.00%
Number of Moderate Income Tracts		4
Percentage of Moderate Income Tracts		80.00%
Number of Middle Income Tracts		1
Percentage of Middle Income Tracts		20.00%
Number of Upper Income Tracts		0
Percentage of Upper Income Tracts		0.00%
Number of NA Income Tracts		0
Percentage of NA Income Tracts		0.00%

Jefferson, GEORGIA		
Census Tract	Tract Income Class	Minority Tract
<b>Summary Data: Jefferson</b>		
Number of Census Tracts		4
Number of Minority Tracts		3
Percentage of Minority Tracts		75.00%
Number of Low Income Tracts		0
Percentage of Low Income Tracts		0.00%
Number of Moderate Income Tracts		0
Percentage of Moderate Income Tracts		0.00%
Number of Middle Income Tracts		4
Percentage of Middle Income Tracts		100.00%
Number of Upper Income Tracts		0
Percentage of Upper Income Tracts		0.00%
Number of NA Income Tracts		0
Percentage of NA Income Tracts		0.00%

Jeff Davis, GEORGIA		
Census Tract	Tract Income Class	Minority Tract
13161960101	MODERATE	NO
13161960102	MIDDLE	NO
13161960201	MODERATE	NO
13161960202	MODERATE	NO
13161960300	MODERATE	NO

Jefferson, GEORGIA		
Census Tract	Tract Income Class	Minority Tract
13163960100	MIDDLE	YES
13163960200	MIDDLE	NO
13163960300	MIDDLE	YES
13163960400	MIDDLE	YES

Jenkins, GEORGIA		
Census Tract	Tract Income Class	Minority Tract
13165960100	MODERATE	NO
13165960200	MIDDLE	NO



**Jenkins, GEORGIA**

Census Tract	Tract Income Class	Minority Tract
<b>Summary Data: Jenkins</b>		
Number of Census Tracts		2
Number of Minority Tracts		0
Percentage of Minority Tracts		0.00%
Number of Low Income Tracts		0
Percentage of Low Income Tracts		0.00%
Number of Moderate Income Tracts		1
Percentage of Moderate Income Tracts		50.00%
Number of Middle Income Tracts		1
Percentage of Middle Income Tracts		50.00%
Number of Upper Income Tracts		0
Percentage of Upper Income Tracts		0.00%
Number of NA Income Tracts		0
Percentage of NA Income Tracts		0.00%

**Johnson, GEORGIA**

Census Tract	Tract Income Class	Minority Tract
13167960100	MIDDLE	NO
13167960201	MIDDLE	NO
13167960202	MIDDLE	YES
13167960300	MIDDLE	NO

**Johnson, GEORGIA**

Census Tract	Tract Income Class	Minority Tract
<b>Summary Data: Johnson</b>		
Number of Census Tracts		4
Number of Minority Tracts		1
Percentage of Minority Tracts		25.00%
Number of Low Income Tracts		0
Percentage of Low Income Tracts		0.00%
Number of Moderate Income Tracts		0
Percentage of Moderate Income Tracts		0.00%
Number of Middle Income Tracts		4
Percentage of Middle Income Tracts		100.00%
Number of Upper Income Tracts		0
Percentage of Upper Income Tracts		0.00%
Number of NA Income Tracts		0
Percentage of NA Income Tracts		0.00%

**Jones, GEORGIA**

Census Tract	Tract Income Class	Minority Tract
13169030101	UPPER	NO
13169030103	UPPER	NO
13169030105	MIDDLE	NO
13169030106	MIDDLE	YES
13169030200	MIDDLE	NO

**Jones, GEORGIA**

Census Tract	Tract Income Class	Minority Tract
13169030303	MODERATE	NO
13169030304	MIDDLE	NO
13169030305	UPPER	NO
13169030306	UPPER	NO
<b>Summary Data: Jones</b>		
Number of Census Tracts		9
Number of Minority Tracts		1
Percentage of Minority Tracts		11.11%
Number of Low Income Tracts		0
Percentage of Low Income Tracts		0.00%
Number of Moderate Income Tracts		1
Percentage of Moderate Income Tracts		11.11%
Number of Middle Income Tracts		4
Percentage of Middle Income Tracts		44.44%
Number of Upper Income Tracts		4
Percentage of Upper Income Tracts		44.44%
Number of NA Income Tracts		0
Percentage of NA Income Tracts		0.00%

**Lamar, GEORGIA**

Census Tract	Tract Income Class	Minority Tract
13171970100	MIDDLE	NO



**Lamar, GEORGIA**

Census Tract	Tract Income Class	Minority Tract
13171970201	MIDDLE	NO
13171970202	MODERATE	NO
13171970300	MODERATE	NO

**Summary Data: Lamar**

Number of Census Tracts	4
Number of Minority Tracts	0
Percentage of Minority Tracts	0.00%
Number of Low Income Tracts	0
Percentage of Low Income Tracts	0.00%
Number of Moderate Income Tracts	2
Percentage of Moderate Income Tracts	50.00%
Number of Middle Income Tracts	2
Percentage of Middle Income Tracts	50.00%
Number of Upper Income Tracts	0
Percentage of Upper Income Tracts	0.00%
Number of NA Income Tracts	0
Percentage of NA Income Tracts	0.00%

**Lanier, GEORGIA**

Census Tract	Tract Income Class	Minority Tract
13173950100	MIDDLE	NO
13173950201	NA	NO

**Lanier, GEORGIA**

Census Tract	Tract Income Class	Minority Tract
13173950202	MIDDLE	NO

**Summary Data: Lanier**

Number of Census Tracts	3
Number of Minority Tracts	0
Percentage of Minority Tracts	0.00%
Number of Low Income Tracts	0
Percentage of Low Income Tracts	0.00%
Number of Moderate Income Tracts	0
Percentage of Moderate Income Tracts	0.00%
Number of Middle Income Tracts	2
Percentage of Middle Income Tracts	66.67%
Number of Upper Income Tracts	0
Percentage of Upper Income Tracts	0.00%
Number of NA Income Tracts	1
Percentage of NA Income Tracts	33.33%

**Laurens, GEORGIA**

Census Tract	Tract Income Class	Minority Tract
13175950100	MIDDLE	NO
13175950201	MIDDLE	NO
13175950202	MIDDLE	NO
13175950300	MIDDLE	YES

**Laurens, GEORGIA**

Census Tract	Tract Income Class	Minority Tract
13175950400	MODERATE	YES
13175950500	MODERATE	NO
13175950600	UPPER	NO
13175950700	MIDDLE	NO
13175950800	MODERATE	YES
13175950900	LOW	YES
13175951001	MODERATE	NO
13175951002	MODERATE	YES
13175951100	MODERATE	NO
13175951400	MIDDLE	NO



**Laurens, GEORGIA**

Census Tract	Tract Income Class	Minority Tract
<b>Summary Data: Laurens</b>		
Number of Census Tracts		14
Number of Minority Tracts		5
Percentage of Minority Tracts		35.71%
Number of Low Income Tracts		1
Percentage of Low Income Tracts		7.14%
Number of Moderate Income Tracts		6
Percentage of Moderate Income Tracts		42.86%
Number of Middle Income Tracts		6
Percentage of Middle Income Tracts		42.86%
Number of Upper Income Tracts		1
Percentage of Upper Income Tracts		7.14%
Number of NA Income Tracts		0
Percentage of NA Income Tracts		0.00%

**Lee, GEORGIA**

Census Tract	Tract Income Class	Minority Tract
13177020101	MIDDLE	NO
13177020102	MIDDLE	NO
13177020200	UPPER	NO
13177020301	UPPER	NO
13177020302	MIDDLE	NO

**Lee, GEORGIA**

Census Tract	Tract Income Class	Minority Tract
13177020403	UPPER	NO
13177020404	UPPER	NO
13177020405	UPPER	NO
<b>Summary Data: Lee</b>		
Number of Census Tracts		8
Number of Minority Tracts		0
Percentage of Minority Tracts		0.00%
Number of Low Income Tracts		0
Percentage of Low Income Tracts		0.00%
Number of Moderate Income Tracts		0
Percentage of Moderate Income Tracts		0.00%
Number of Middle Income Tracts		3
Percentage of Middle Income Tracts		37.50%
Number of Upper Income Tracts		5
Percentage of Upper Income Tracts		62.50%
Number of NA Income Tracts		0
Percentage of NA Income Tracts		0.00%

**Liberty, GEORGIA**

Census Tract	Tract Income Class	Minority Tract
13179010101	MIDDLE	YES
13179010102	MIDDLE	YES

**Liberty, GEORGIA**

Census Tract	Tract Income Class	Minority Tract
13179010103	MODERATE	YES
13179010202	MODERATE	YES
13179010204	MIDDLE	YES
13179010205	UPPER	YES
13179010206	MIDDLE	YES
13179010207	MIDDLE	YES
13179010208	MIDDLE	YES
13179010301	MIDDLE	YES
13179010302	MODERATE	YES
13179010401	UPPER	YES
13179010402	MIDDLE	YES
13179010501	MIDDLE	NO
13179010503	UPPER	NO
13179010504	UPPER	YES
13179010600	MIDDLE	YES
13179990000	NA	NO



Liberty, GEORGIA		
Census Tract	Tract Income Class	Minority Tract
<b>Summary Data: Liberty</b>		
Number of Census Tracts		18
Number of Minority Tracts		15
Percentage of Minority Tracts		83.33%
Number of Low Income Tracts		0
Percentage of Low Income Tracts		0.00%
Number of Moderate Income Tracts		3
Percentage of Moderate Income Tracts		16.67%
Number of Middle Income Tracts		10
Percentage of Middle Income Tracts		55.56%
Number of Upper Income Tracts		4
Percentage of Upper Income Tracts		22.22%
Number of NA Income Tracts		1
Percentage of NA Income Tracts		5.56%

Lincoln, GEORGIA		
Census Tract	Tract Income Class	Minority Tract
<b>Summary Data: Lincoln</b>		
Number of Census Tracts		2
Number of Minority Tracts		0
Percentage of Minority Tracts		0.00%
Number of Low Income Tracts		0
Percentage of Low Income Tracts		0.00%
Number of Moderate Income Tracts		1
Percentage of Moderate Income Tracts		50.00%
Number of Middle Income Tracts		1
Percentage of Middle Income Tracts		50.00%
Number of Upper Income Tracts		0
Percentage of Upper Income Tracts		0.00%
Number of NA Income Tracts		0
Percentage of NA Income Tracts		0.00%

Long, GEORGIA		
Census Tract	Tract Income Class	Minority Tract
<b>Summary Data: Long</b>		
Number of Census Tracts		5
Number of Minority Tracts		0
Percentage of Minority Tracts		0.00%
Number of Low Income Tracts		0
Percentage of Low Income Tracts		0.00%
Number of Moderate Income Tracts		0
Percentage of Moderate Income Tracts		0.00%
Number of Middle Income Tracts		3
Percentage of Middle Income Tracts		60.00%
Number of Upper Income Tracts		1
Percentage of Upper Income Tracts		20.00%
Number of NA Income Tracts		1
Percentage of NA Income Tracts		20.00%

Lincoln, GEORGIA		
Census Tract	Tract Income Class	Minority Tract
13181970100	MIDDLE	NO
13181970200	MODERATE	NO

Long, GEORGIA		
Census Tract	Tract Income Class	Minority Tract
13183970101	UPPER	NO
13183970102	MIDDLE	NO
13183970201	MIDDLE	NO
13183970202	MIDDLE	NO
13183980000	NA	NO

Lowndes, GEORGIA		
Census Tract	Tract Income Class	Minority Tract
13185010101	MIDDLE	NO
13185010102	MIDDLE	NO
13185010103	UPPER	NO
13185010201	UPPER	NO
13185010203	MIDDLE	NO



**Lowndes, GEORGIA**

Census Tract	Tract Income Class	Minority Tract
13185010204	UPPER	NO
13185010301	UPPER	NO
13185010302	UPPER	NO
13185010401	UPPER	NO
13185010403	MODERATE	YES
13185010404	MODERATE	YES
13185010500	MODERATE	YES
13185010601	MODERATE	YES
13185010604	UPPER	YES
13185010700	MIDDLE	NO
13185010801	LOW	YES
13185010802	NA	YES
13185010900	LOW	YES
13185011000	LOW	YES
13185011100	UPPER	YES
13185011200	UPPER	NO
13185011301	LOW	YES
13185011302	MODERATE	YES
13185011401	UPPER	YES
13185011402	MODERATE	YES
13185011404	MODERATE	NO
13185011405	MIDDLE	NO
13185011500	MIDDLE	NO
13185011600	MIDDLE	NO

**Lowndes, GEORGIA**

Census Tract	Tract Income Class	Minority Tract
<b>Summary Data: Lowndes</b>		
<b>Number of Census Tracts</b>		29
<b>Number of Minority Tracts</b>		14
<b>Percentage of Minority Tracts</b>		48.28%
<b>Number of Low Income Tracts</b>		4
<b>Percentage of Low Income Tracts</b>		13.79%
<b>Number of Moderate Income Tracts</b>		7
<b>Percentage of Moderate Income Tracts</b>		24.14%
<b>Number of Middle Income Tracts</b>		7
<b>Percentage of Middle Income Tracts</b>		24.14%
<b>Number of Upper Income Tracts</b>		10
<b>Percentage of Upper Income Tracts</b>		34.48%
<b>Number of NA Income Tracts</b>		1
<b>Percentage of NA Income Tracts</b>		3.45%

**Lumpkin, GEORGIA**

Census Tract	Tract Income Class	Minority Tract
13187960103	MIDDLE	NO
13187960104	UPPER	NO
13187960105	MIDDLE	NO
13187960106	UPPER	NO
13187960203	MIDDLE	NO

**Lumpkin, GEORGIA**

Census Tract	Tract Income Class	Minority Tract
13187960204	MIDDLE	NO
13187960205	MIDDLE	NO
13187960206	UPPER	NO
<b>Summary Data: Lumpkin</b>		
<b>Number of Census Tracts</b>		8
<b>Number of Minority Tracts</b>		0
<b>Percentage of Minority Tracts</b>		0.00%
<b>Number of Low Income Tracts</b>		0
<b>Percentage of Low Income Tracts</b>		0.00%
<b>Number of Moderate Income Tracts</b>		0
<b>Percentage of Moderate Income Tracts</b>		0.00%
<b>Number of Middle Income Tracts</b>		5
<b>Percentage of Middle Income Tracts</b>		62.50%
<b>Number of Upper Income Tracts</b>		3
<b>Percentage of Upper Income Tracts</b>		37.50%
<b>Number of NA Income Tracts</b>		0
<b>Percentage of NA Income Tracts</b>		0.00%

**Macon, GEORGIA**

Census Tract	Tract Income Class	Minority Tract
13193000100	MIDDLE	YES
13193000200	MODERATE	NO





**Macon, GEORGIA**

Census Tract	Tract Income Class	Minority Tract
13193000300	MODERATE	YES
13193000400	MIDDLE	YES

**Summary Data: Macon**

Number of Census Tracts	4
Number of Minority Tracts	3
Percentage of Minority Tracts	75.00%
Number of Low Income Tracts	0
Percentage of Low Income Tracts	0.00%
Number of Moderate Income Tracts	2
Percentage of Moderate Income Tracts	50.00%
Number of Middle Income Tracts	2
Percentage of Middle Income Tracts	50.00%
Number of Upper Income Tracts	0
Percentage of Upper Income Tracts	0.00%
Number of NA Income Tracts	0
Percentage of NA Income Tracts	0.00%

**Madison, GEORGIA**

Census Tract	Tract Income Class	Minority Tract
13195020100	MODERATE	NO
13195020200	MIDDLE	NO
13195020300	MIDDLE	NO

**Madison, GEORGIA**

Census Tract	Tract Income Class	Minority Tract
13195020400	MIDDLE	NO
13195020501	MIDDLE	NO
13195020502	MIDDLE	NO
13195020600	MODERATE	NO

**Summary Data: Madison**

Number of Census Tracts	7
Number of Minority Tracts	0
Percentage of Minority Tracts	0.00%
Number of Low Income Tracts	0
Percentage of Low Income Tracts	0.00%
Number of Moderate Income Tracts	2
Percentage of Moderate Income Tracts	28.57%
Number of Middle Income Tracts	5
Percentage of Middle Income Tracts	71.43%
Number of Upper Income Tracts	0
Percentage of Upper Income Tracts	0.00%
Number of NA Income Tracts	0
Percentage of NA Income Tracts	0.00%

**Marion, GEORGIA**

Census Tract	Tract Income Class	Minority Tract
13197920100	MIDDLE	NO

**Marion, GEORGIA**

Census Tract	Tract Income Class	Minority Tract
13197920200	MIDDLE	YES

**Summary Data: Marion**

Number of Census Tracts	2
Number of Minority Tracts	1
Percentage of Minority Tracts	50.00%
Number of Low Income Tracts	0
Percentage of Low Income Tracts	0.00%
Number of Moderate Income Tracts	0
Percentage of Moderate Income Tracts	0.00%
Number of Middle Income Tracts	2
Percentage of Middle Income Tracts	100.00%
Number of Upper Income Tracts	0
Percentage of Upper Income Tracts	0.00%
Number of NA Income Tracts	0
Percentage of NA Income Tracts	0.00%

**McDuffie, GEORGIA**

Census Tract	Tract Income Class	Minority Tract
13189950100	MIDDLE	NO
13189950200	MODERATE	YES
13189950300	MIDDLE	YES
13189950401	MIDDLE	NO



**McDuffie, GEORGIA**

Census Tract	Tract Income Class	Minority Tract
13189950402	MODERATE	YES
13189950500	MODERATE	NO

**Summary Data: McDuffie**

Number of Census Tracts	6
Number of Minority Tracts	3
Percentage of Minority Tracts	50.00%
Number of Low Income Tracts	0
Percentage of Low Income Tracts	0.00%
Number of Moderate Income Tracts	3
Percentage of Moderate Income Tracts	50.00%
Number of Middle Income Tracts	3
Percentage of Middle Income Tracts	50.00%
Number of Upper Income Tracts	0
Percentage of Upper Income Tracts	0.00%
Number of NA Income Tracts	0
Percentage of NA Income Tracts	0.00%

**McIntosh, GEORGIA**

Census Tract	Tract Income Class	Minority Tract
13191110101	MIDDLE	NO
13191110102	UPPER	NO
13191110103	UPPER	NO

**McIntosh, GEORGIA**

Census Tract	Tract Income Class	Minority Tract
13191110201	UPPER	NO
13191110202	MIDDLE	YES
13191110300	MODERATE	NO
13191980000	NA	NO
13191990000	NA	NO

**Summary Data: McIntosh**

Number of Census Tracts	8
Number of Minority Tracts	1
Percentage of Minority Tracts	12.50%
Number of Low Income Tracts	0
Percentage of Low Income Tracts	0.00%
Number of Moderate Income Tracts	1
Percentage of Moderate Income Tracts	12.50%
Number of Middle Income Tracts	2
Percentage of Middle Income Tracts	25.00%
Number of Upper Income Tracts	3
Percentage of Upper Income Tracts	37.50%
Number of NA Income Tracts	2
Percentage of NA Income Tracts	25.00%

**Meriwether, GEORGIA**

Census Tract	Tract Income Class	Minority Tract
--------------	--------------------	----------------

**Meriwether, GEORGIA**

Census Tract	Tract Income Class	Minority Tract
13199970501	LOW	NO
13199970502	MODERATE	NO
13199970600	MODERATE	NO
13199970701	MODERATE	NO
13199970702	MIDDLE	NO
13199970801	MODERATE	NO
13199970802	MODERATE	YES

**Summary Data: Meriwether**

Number of Census Tracts	7
Number of Minority Tracts	1
Percentage of Minority Tracts	14.29%
Number of Low Income Tracts	1
Percentage of Low Income Tracts	14.29%
Number of Moderate Income Tracts	5
Percentage of Moderate Income Tracts	71.43%
Number of Middle Income Tracts	1
Percentage of Middle Income Tracts	14.29%
Number of Upper Income Tracts	0
Percentage of Upper Income Tracts	0.00%
Number of NA Income Tracts	0
Percentage of NA Income Tracts	0.00%

**Miller, GEORGIA**

Census Tract	Tract Income Class	Minority Tract
13201950100	MIDDLE	NO
13201950200	MIDDLE	YES
13201950300	UPPER	NO

**Summary Data: Miller**

Number of Census Tracts	3
Number of Minority Tracts	1
Percentage of Minority Tracts	33.33%
Number of Low Income Tracts	0
Percentage of Low Income Tracts	0.00%
Number of Moderate Income Tracts	0
Percentage of Moderate Income Tracts	0.00%
Number of Middle Income Tracts	2
Percentage of Middle Income Tracts	66.67%
Number of Upper Income Tracts	1
Percentage of Upper Income Tracts	33.33%
Number of NA Income Tracts	0
Percentage of NA Income Tracts	0.00%

**Mitchell, GEORGIA**

Census Tract	Tract Income Class	Minority Tract
13205090100	UPPER	NO
13205090200	MODERATE	NO

**Mitchell, GEORGIA**

Census Tract	Tract Income Class	Minority Tract
13205090300	MODERATE	YES
13205090401	MIDDLE	YES
13205090402	MODERATE	YES
13205090501	MODERATE	YES
13205090502	NA	NO

**Summary Data: Mitchell**

Number of Census Tracts	7
Number of Minority Tracts	4
Percentage of Minority Tracts	57.14%
Number of Low Income Tracts	0
Percentage of Low Income Tracts	0.00%
Number of Moderate Income Tracts	4
Percentage of Moderate Income Tracts	57.14%
Number of Middle Income Tracts	1
Percentage of Middle Income Tracts	14.29%
Number of Upper Income Tracts	1
Percentage of Upper Income Tracts	14.29%
Number of NA Income Tracts	1
Percentage of NA Income Tracts	14.29%

**Monroe, GEORGIA**

Census Tract	Tract Income Class	Minority Tract

**Monroe, GEORGIA**

Census Tract	Tract Income Class	Minority Tract
13207050101	MIDDLE	NO
13207050102	MODERATE	NO
13207050200	MIDDLE	NO
13207050301	UPPER	NO
13207050302	UPPER	NO

**Summary Data: Monroe**

Number of Census Tracts	5
Number of Minority Tracts	0
Percentage of Minority Tracts	0.00%
Number of Low Income Tracts	0
Percentage of Low Income Tracts	0.00%
Number of Moderate Income Tracts	1
Percentage of Moderate Income Tracts	20.00%
Number of Middle Income Tracts	2
Percentage of Middle Income Tracts	40.00%
Number of Upper Income Tracts	2
Percentage of Upper Income Tracts	40.00%
Number of NA Income Tracts	0
Percentage of NA Income Tracts	0.00%

**Montgomery, GEORGIA**

Census Tract	Tract Income Class	Minority Tract

**Montgomery, GEORGIA**

Census Tract	Tract Income Class	Minority Tract
13209950100	MIDDLE	NO
13209950200	MIDDLE	NO
13209950300	UPPER	NO

**Summary Data: Montgomery**

Number of Census Tracts	3
Number of Minority Tracts	0
Percentage of Minority Tracts	0.00%
Number of Low Income Tracts	0
Percentage of Low Income Tracts	0.00%
Number of Moderate Income Tracts	0
Percentage of Moderate Income Tracts	0.00%
Number of Middle Income Tracts	2
Percentage of Middle Income Tracts	66.67%
Number of Upper Income Tracts	1
Percentage of Upper Income Tracts	33.33%
Number of NA Income Tracts	0
Percentage of NA Income Tracts	0.00%

**Morgan, GEORGIA**

Census Tract	Tract Income Class	Minority Tract
13211010100	MIDDLE	NO
13211010200	MODERATE	NO

**Morgan, GEORGIA**

Census Tract	Tract Income Class	Minority Tract
13211010301	MODERATE	NO
13211010302	UPPER	NO
13211010400	MIDDLE	NO
13211010500	MIDDLE	NO

**Summary Data: Morgan**

Number of Census Tracts	6
Number of Minority Tracts	0
Percentage of Minority Tracts	0.00%
Number of Low Income Tracts	0
Percentage of Low Income Tracts	0.00%
Number of Moderate Income Tracts	2
Percentage of Moderate Income Tracts	33.33%
Number of Middle Income Tracts	3
Percentage of Middle Income Tracts	50.00%
Number of Upper Income Tracts	1
Percentage of Upper Income Tracts	16.67%
Number of NA Income Tracts	0
Percentage of NA Income Tracts	0.00%

**Murray, GEORGIA**

Census Tract	Tract Income Class	Minority Tract
13213010100	MIDDLE	NO

**Murray, GEORGIA**

Census Tract	Tract Income Class	Minority Tract
13213010201	MIDDLE	NO
13213010203	MIDDLE	NO
13213010204	MIDDLE	NO
13213010300	MODERATE	NO
13213010401	MIDDLE	NO
13213010402	MIDDLE	NO
13213010500	MIDDLE	NO
13213010600	MIDDLE	NO
13213010700	MIDDLE	NO

**Summary Data: Murray**

Number of Census Tracts	10
Number of Minority Tracts	0
Percentage of Minority Tracts	0.00%
Number of Low Income Tracts	0
Percentage of Low Income Tracts	0.00%
Number of Moderate Income Tracts	1
Percentage of Moderate Income Tracts	10.00%
Number of Middle Income Tracts	9
Percentage of Middle Income Tracts	90.00%
Number of Upper Income Tracts	0
Percentage of Upper Income Tracts	0.00%
Number of NA Income Tracts	0
Percentage of NA Income Tracts	0.00%

**Muscogee, GEORGIA**

Census Tract	Tract Income Class	Minority Tract
13215000200	MIDDLE	NO
13215000300	MODERATE	YES
13215000400	MIDDLE	NO
13215000800	MIDDLE	NO
13215000900	MODERATE	YES
13215001000	UPPER	NO
13215001100	UPPER	NO
13215001200	UPPER	NO
13215001400	MODERATE	YES
13215001600	NA	YES
13215001800	MODERATE	YES
13215002000	MODERATE	YES
13215002100	MODERATE	YES
13215002200	MODERATE	YES
13215002300	MODERATE	YES
13215002400	LOW	YES
13215002500	LOW	YES
13215002700	LOW	YES
13215002800	MODERATE	YES
13215002901	MODERATE	YES
13215002902	LOW	YES
13215003000	LOW	YES
13215003200	LOW	YES
13215003301	LOW	YES
13215003302	MODERATE	YES
13215003400	LOW	YES
13215010106	MIDDLE	NO

**Muscogee, GEORGIA**

Census Tract	Tract Income Class	Minority Tract
13215010108	MIDDLE	YES
13215010109	UPPER	NO
13215010110	UPPER	YES
13215010111	UPPER	NO
13215010204	MIDDLE	NO
13215010205	UPPER	NO
13215010206	UPPER	NO
13215010207	UPPER	NO
13215010208	UPPER	NO
13215010209	UPPER	NO
13215010301	UPPER	NO
13215010303	UPPER	NO
13215010304	UPPER	NO
13215010401	UPPER	NO
13215010402	MIDDLE	NO
13215010501	MIDDLE	YES
13215010502	MODERATE	YES
13215010602	MIDDLE	YES
13215010605	MIDDLE	YES
13215010606	NA	YES
13215010607	MODERATE	YES
13215010608	MODERATE	YES
13215010701	MIDDLE	YES
13215010702	MODERATE	YES
13215010704	MODERATE	YES
13215010705	MIDDLE	YES
13215010801	UPPER	NO

**Muscogee, GEORGIA**

Census Tract	Tract Income Class	Minority Tract
13215010802	MIDDLE	NO
13215011100	UPPER	NO
13215011200	MIDDLE	YES
13215011400	LOW	NO
13215011500	MODERATE	YES

**Summary Data: Muscogee**

<b>Number of Census Tracts</b>	59
<b>Number of Minority Tracts</b>	35
<b>Percentage of Minority Tracts</b>	59.32%
<b>Number of Low Income Tracts</b>	9
<b>Percentage of Low Income Tracts</b>	15.25%
<b>Number of Moderate Income Tracts</b>	17
<b>Percentage of Moderate Income Tracts</b>	28.81%
<b>Number of Middle Income Tracts</b>	14
<b>Percentage of Middle Income Tracts</b>	23.73%
<b>Number of Upper Income Tracts</b>	17
<b>Percentage of Upper Income Tracts</b>	28.81%
<b>Number of NA Income Tracts</b>	2
<b>Percentage of NA Income Tracts</b>	3.39%

**Newton, GEORGIA**

Census Tract	Tract Income Class	Minority Tract
--------------	--------------------	----------------



**Newton, GEORGIA**

Census Tract	Tract Income Class	Minority Tract
13217100101	MIDDLE	NO
13217100102	MIDDLE	NO
13217100202	MIDDLE	NO
13217100203	MIDDLE	NO
13217100204	MIDDLE	NO
13217100301	MIDDLE	YES
13217100302	MODERATE	NO
13217100400	LOW	YES
13217100503	MODERATE	YES
13217100504	LOW	YES
13217100505	MIDDLE	YES
13217100506	MODERATE	YES
13217100507	MODERATE	YES
13217100600	MODERATE	YES
13217100701	LOW	YES
13217100702	MODERATE	YES
13217100801	MODERATE	NO
13217100802	MODERATE	NO
13217100902	MODERATE	YES
13217100903	MODERATE	YES
13217100904	MIDDLE	YES
13217100905	MIDDLE	YES

**Newton, GEORGIA**

Census Tract	Tract Income Class	Minority Tract
<b>Summary Data: Newton</b>		
<b>Number of Census Tracts</b>		22
<b>Number of Minority Tracts</b>		14
<b>Percentage of Minority Tracts</b>		63.64%
<b>Number of Low Income Tracts</b>		3
<b>Percentage of Low Income Tracts</b>		13.64%
<b>Number of Moderate Income Tracts</b>		10
<b>Percentage of Moderate Income Tracts</b>		45.45%
<b>Number of Middle Income Tracts</b>		9
<b>Percentage of Middle Income Tracts</b>		40.91%
<b>Number of Upper Income Tracts</b>		0
<b>Percentage of Upper Income Tracts</b>		0.00%
<b>Number of NA Income Tracts</b>		0
<b>Percentage of NA Income Tracts</b>		0.00%

**Oconee, GEORGIA**

Census Tract	Tract Income Class	Minority Tract
13219030101	UPPER	NO
13219030102	UPPER	NO
13219030103	UPPER	NO
13219030104	UPPER	NO
13219030201	UPPER	NO

**Oconee, GEORGIA**

Census Tract	Tract Income Class	Minority Tract
13219030202	UPPER	NO
13219030300	UPPER	NO
13219030401	UPPER	NO
13219030402	UPPER	NO
13219030500	UPPER	NO
13219030600	UPPER	NO
<b>Summary Data: Oconee</b>		
<b>Number of Census Tracts</b>		11
<b>Number of Minority Tracts</b>		0
<b>Percentage of Minority Tracts</b>		0.00%
<b>Number of Low Income Tracts</b>		0
<b>Percentage of Low Income Tracts</b>		0.00%
<b>Number of Moderate Income Tracts</b>		0
<b>Percentage of Moderate Income Tracts</b>		0.00%
<b>Number of Middle Income Tracts</b>		0
<b>Percentage of Middle Income Tracts</b>		0.00%
<b>Number of Upper Income Tracts</b>		11
<b>Percentage of Upper Income Tracts</b>		100.00%
<b>Number of NA Income Tracts</b>		0
<b>Percentage of NA Income Tracts</b>		0.00%

**Oglethorpe, GEORGIA**

Census Tract	Tract Income Class	Minority Tract
13221960100	MIDDLE	NO
13221960203	MIDDLE	NO
13221960204	MIDDLE	NO
13221960205	MIDDLE	NO
13221960206	MODERATE	NO
13221960300	MIDDLE	NO

**Summary Data: Oglethorpe**

Number of Census Tracts	6
Number of Minority Tracts	0
Percentage of Minority Tracts	0.00%
Number of Low Income Tracts	0
Percentage of Low Income Tracts	0.00%
Number of Moderate Income Tracts	1
Percentage of Moderate Income Tracts	16.67%
Number of Middle Income Tracts	5
Percentage of Middle Income Tracts	83.33%
Number of Upper Income Tracts	0
Percentage of Upper Income Tracts	0.00%
Number of NA Income Tracts	0
Percentage of NA Income Tracts	0.00%

**Paulding, GEORGIA**

Census Tract	Tract Income Class	Minority Tract
13223120104	MIDDLE	NO
13223120105	UPPER	NO
13223120106	MIDDLE	NO
13223120107	MIDDLE	NO
13223120108	MIDDLE	NO
13223120109	UPPER	NO
13223120110	UPPER	NO
13223120111	MIDDLE	NO
13223120203	MIDDLE	NO
13223120205	MIDDLE	NO
13223120206	MODERATE	NO
13223120207	MIDDLE	NO
13223120208	MODERATE	NO
13223120301	MIDDLE	NO
13223120303	MODERATE	NO
13223120304	MIDDLE	NO
13223120305	MODERATE	NO
13223120306	MODERATE	NO
13223120307	MODERATE	YES
13223120401	MODERATE	NO
13223120402	MIDDLE	NO
13223120403	MODERATE	NO
13223120503	MIDDLE	NO
13223120504	MIDDLE	NO
13223120505	MODERATE	NO
13223120506	MIDDLE	NO
13223120507	MIDDLE	YES

**Paulding, GEORGIA**

Census Tract	Tract Income Class	Minority Tract
13223120601	MODERATE	YES
13223120603	MIDDLE	YES
13223120604	MIDDLE	NO
13223120605	MIDDLE	NO
13223120606	MIDDLE	NO
13223120607	MIDDLE	NO

**Summary Data: Paulding**

Number of Census Tracts	33
Number of Minority Tracts	4
Percentage of Minority Tracts	12.12%
Number of Low Income Tracts	0
Percentage of Low Income Tracts	0.00%
Number of Moderate Income Tracts	10
Percentage of Moderate Income Tracts	30.30%
Number of Middle Income Tracts	20
Percentage of Middle Income Tracts	60.61%
Number of Upper Income Tracts	3
Percentage of Upper Income Tracts	9.09%
Number of NA Income Tracts	0
Percentage of NA Income Tracts	0.00%

**Peach, GEORGIA**

Census Tract	Tract Income Class	Minority Tract
13225040101	UPPER	NO
13225040103	MIDDLE	NO
13225040104	MIDDLE	NO
13225040105	NA	NO
13225040200	MODERATE	YES
13225040301	MIDDLE	YES
13225040302	LOW	YES
13225040400	MODERATE	YES

**Summary Data: Peach**

Number of Census Tracts	8
Number of Minority Tracts	4
Percentage of Minority Tracts	50.00%
Number of Low Income Tracts	1
Percentage of Low Income Tracts	12.50%
Number of Moderate Income Tracts	2
Percentage of Moderate Income Tracts	25.00%
Number of Middle Income Tracts	3
Percentage of Middle Income Tracts	37.50%
Number of Upper Income Tracts	1
Percentage of Upper Income Tracts	12.50%
Number of NA Income Tracts	1
Percentage of NA Income Tracts	12.50%

**Pickens, GEORGIA**

Census Tract	Tract Income Class	Minority Tract
13227050101	UPPER	NO
13227050102	MIDDLE	NO
13227050201	MIDDLE	NO
13227050202	MODERATE	NO
13227050300	MIDDLE	NO
13227050400	MODERATE	NO
13227050500	MIDDLE	NO
13227050601	MIDDLE	NO
13227050602	MIDDLE	NO

**Summary Data: Pickens**

Number of Census Tracts	9
Number of Minority Tracts	0
Percentage of Minority Tracts	0.00%
Number of Low Income Tracts	0
Percentage of Low Income Tracts	0.00%
Number of Moderate Income Tracts	2
Percentage of Moderate Income Tracts	22.22%
Number of Middle Income Tracts	6
Percentage of Middle Income Tracts	66.67%
Number of Upper Income Tracts	1
Percentage of Upper Income Tracts	11.11%
Number of NA Income Tracts	0
Percentage of NA Income Tracts	0.00%

**Pierce, GEORGIA**

Census Tract	Tract Income Class	Minority Tract
13229960100	MIDDLE	NO
13229960200	MIDDLE	NO
13229960301	MIDDLE	NO
13229960302	UPPER	NO
13229960401	MODERATE	NO
13229960402	MIDDLE	NO

**Summary Data: Pierce**

Number of Census Tracts	6
Number of Minority Tracts	0
Percentage of Minority Tracts	0.00%
Number of Low Income Tracts	0
Percentage of Low Income Tracts	0.00%
Number of Moderate Income Tracts	1
Percentage of Moderate Income Tracts	16.67%
Number of Middle Income Tracts	4
Percentage of Middle Income Tracts	66.67%
Number of Upper Income Tracts	1
Percentage of Upper Income Tracts	16.67%
Number of NA Income Tracts	0
Percentage of NA Income Tracts	0.00%



**Pike, GEORGIA**

Census Tract	Tract Income Class	Minority Tract
13231010101	MIDDLE	NO
13231010102	MIDDLE	NO
13231010200	MIDDLE	NO
13231010300	MIDDLE	NO
13231010400	MIDDLE	NO

**Summary Data: Pike**

Number of Census Tracts	5
Number of Minority Tracts	0
Percentage of Minority Tracts	0.00%
Number of Low Income Tracts	0
Percentage of Low Income Tracts	0.00%
Number of Moderate Income Tracts	0
Percentage of Moderate Income Tracts	0.00%
Number of Middle Income Tracts	5
Percentage of Middle Income Tracts	100.00%
Number of Upper Income Tracts	0
Percentage of Upper Income Tracts	0.00%
Number of NA Income Tracts	0
Percentage of NA Income Tracts	0.00%

**Polk, GEORGIA**

Census Tract	Tract Income Class	Minority Tract
--------------	--------------------	----------------

**Polk, GEORGIA**

Census Tract	Tract Income Class	Minority Tract
13233010100	MIDDLE	NO
13233010201	UPPER	NO
13233010202	UPPER	NO
13233010300	MODERATE	NO
13233010400	MODERATE	NO
13233010500	MIDDLE	NO
13233010600	UPPER	NO
13233010700	MIDDLE	NO

**Summary Data: Polk**

Number of Census Tracts	8
Number of Minority Tracts	0
Percentage of Minority Tracts	0.00%
Number of Low Income Tracts	0
Percentage of Low Income Tracts	0.00%
Number of Moderate Income Tracts	2
Percentage of Moderate Income Tracts	25.00%
Number of Middle Income Tracts	3
Percentage of Middle Income Tracts	37.50%
Number of Upper Income Tracts	3
Percentage of Upper Income Tracts	37.50%
Number of NA Income Tracts	0
Percentage of NA Income Tracts	0.00%

**Pulaski, GEORGIA**

Census Tract	Tract Income Class	Minority Tract
13235950100	MODERATE	NO
13235950201	MIDDLE	YES
13235950202	UPPER	NO
13235950300	MIDDLE	NO

**Summary Data: Pulaski**

Number of Census Tracts	4
Number of Minority Tracts	1
Percentage of Minority Tracts	25.00%
Number of Low Income Tracts	0
Percentage of Low Income Tracts	0.00%
Number of Moderate Income Tracts	1
Percentage of Moderate Income Tracts	25.00%
Number of Middle Income Tracts	2
Percentage of Middle Income Tracts	50.00%
Number of Upper Income Tracts	1
Percentage of Upper Income Tracts	25.00%
Number of NA Income Tracts	0
Percentage of NA Income Tracts	0.00%

**Putnam, GEORGIA**

Census Tract	Tract Income Class	Minority Tract
13237960101	MIDDLE	NO



**Putnam, GEORGIA**

Census Tract	Tract Income Class	Minority Tract
13237960103	UPPER	NO
13237960104	UPPER	NO
13237960201	MIDDLE	NO
13237960203	MODERATE	YES
13237960204	MODERATE	YES
13237960301	MIDDLE	NO
13237960302	UPPER	NO

**Summary Data: Putnam**

Number of Census Tracts	8
Number of Minority Tracts	2
Percentage of Minority Tracts	25.00%
Number of Low Income Tracts	0
Percentage of Low Income Tracts	0.00%
Number of Moderate Income Tracts	2
Percentage of Moderate Income Tracts	25.00%
Number of Middle Income Tracts	3
Percentage of Middle Income Tracts	37.50%
Number of Upper Income Tracts	3
Percentage of Upper Income Tracts	37.50%
Number of NA Income Tracts	0
Percentage of NA Income Tracts	0.00%

**Quitman, GEORGIA**

Census Tract	Tract Income Class	Minority Tract
13239960300	MIDDLE	NO

**Summary Data: Quitman**

Number of Census Tracts	1
Number of Minority Tracts	0
Percentage of Minority Tracts	0.00%
Number of Low Income Tracts	0
Percentage of Low Income Tracts	0.00%
Number of Moderate Income Tracts	0
Percentage of Moderate Income Tracts	0.00%
Number of Middle Income Tracts	1
Percentage of Middle Income Tracts	100.00%
Number of Upper Income Tracts	0
Percentage of Upper Income Tracts	0.00%
Number of NA Income Tracts	0
Percentage of NA Income Tracts	0.00%

**Rabun, GEORGIA**

Census Tract	Tract Income Class	Minority Tract
13241970101	MIDDLE	NO
13241970102	UPPER	NO
13241970103	MIDDLE	NO
13241970201	MIDDLE	NO

**Rabun, GEORGIA**

Census Tract	Tract Income Class	Minority Tract
13241970202	MIDDLE	NO
13241970302	UPPER	NO
13241970303	MIDDLE	NO
13241970304	UPPER	NO

**Summary Data: Rabun**

Number of Census Tracts	8
Number of Minority Tracts	0
Percentage of Minority Tracts	0.00%
Number of Low Income Tracts	0
Percentage of Low Income Tracts	0.00%
Number of Moderate Income Tracts	0
Percentage of Moderate Income Tracts	0.00%
Number of Middle Income Tracts	5
Percentage of Middle Income Tracts	62.50%
Number of Upper Income Tracts	3
Percentage of Upper Income Tracts	37.50%
Number of NA Income Tracts	0
Percentage of NA Income Tracts	0.00%

**Randolph, GEORGIA**

Census Tract	Tract Income Class	Minority Tract
13243790100	MODERATE	YES

**Randolph, GEORGIA**

Census Tract	Tract Income Class	Minority Tract
13243790200	MODERATE	YES

**Summary Data: Randolph**

<b>Number of Census Tracts</b>	2
<b>Number of Minority Tracts</b>	2
<b>Percentage of Minority Tracts</b>	100.00%
<b>Number of Low Income Tracts</b>	0
<b>Percentage of Low Income Tracts</b>	0.00%
<b>Number of Moderate Income Tracts</b>	2
<b>Percentage of Moderate Income Tracts</b>	100.00%
<b>Number of Middle Income Tracts</b>	0
<b>Percentage of Middle Income Tracts</b>	0.00%
<b>Number of Upper Income Tracts</b>	0
<b>Percentage of Upper Income Tracts</b>	0.00%
<b>Number of NA Income Tracts</b>	0
<b>Percentage of NA Income Tracts</b>	0.00%

**Richmond, GEORGIA**

Census Tract	Tract Income Class	Minority Tract
13245000100	UPPER	NO
13245000200	LOW	YES
13245000300	LOW	YES
13245000600	MODERATE	YES

**Richmond, GEORGIA**

Census Tract	Tract Income Class	Minority Tract
13245000700	LOW	YES
13245001000	MIDDLE	YES
13245001100	UPPER	NO
13245001200	MODERATE	YES
13245001300	MODERATE	YES
13245001400	MODERATE	YES
13245001602	UPPER	NO
13245001603	MODERATE	YES
13245001604	LOW	YES
13245010101	MIDDLE	NO
13245010104	MIDDLE	YES
13245010105	MIDDLE	NO
13245010107	MODERATE	YES
13245010108	MODERATE	YES
13245010109	MODERATE	NO
13245010201	UPPER	NO
13245010203	MODERATE	YES
13245010205	MIDDLE	YES
13245010206	NA	YES
13245010207	UPPER	YES
13245010208	UPPER	YES
13245010300	LOW	YES
13245010400	LOW	YES
13245010506	MODERATE	YES
13245010507	MODERATE	YES
13245010508	LOW	YES
13245010509	MODERATE	YES

**Richmond, GEORGIA**

Census Tract	Tract Income Class	Minority Tract
13245010510	MODERATE	YES
13245010511	LOW	YES
13245010512	LOW	YES
13245010513	MODERATE	YES
13245010514	MODERATE	YES
13245010515	NA	YES
13245010601	LOW	YES
13245010602	LOW	YES
13245010706	MIDDLE	YES
13245010707	MIDDLE	YES
13245010708	MIDDLE	YES
13245010709	MIDDLE	YES
13245010710	MODERATE	YES
13245010711	MIDDLE	YES
13245010713	MIDDLE	YES
13245010714	MIDDLE	YES
13245010801	MODERATE	YES
13245010802	MODERATE	NO
13245010903	MIDDLE	NO
13245010904	MIDDLE	YES
13245010905	MODERATE	NO
13245010907	MIDDLE	NO
13245010908	MIDDLE	NO
13245011000	NA	YES
13245011100	MODERATE	YES



**Richmond, GEORGIA**

Census Tract	Tract Income Class	Minority Tract
<b>Summary Data: Richmond</b>		
Number of Census Tracts		56
Number of Minority Tracts		44
Percentage of Minority Tracts		78.57%
Number of Low Income Tracts		11
Percentage of Low Income Tracts		19.64%
Number of Moderate Income Tracts		20
Percentage of Moderate Income Tracts		35.71%
Number of Middle Income Tracts		16
Percentage of Middle Income Tracts		28.57%
Number of Upper Income Tracts		6
Percentage of Upper Income Tracts		10.71%
Number of NA Income Tracts		3
Percentage of NA Income Tracts		5.36%

**Rockdale, GEORGIA**

Census Tract	Tract Income Class	Minority Tract
13247060101	MIDDLE	NO
13247060103	UPPER	NO
13247060104	MIDDLE	YES
13247060201	MODERATE	YES
13247060203	MIDDLE	YES

**Rockdale, GEORGIA**

Census Tract	Tract Income Class	Minority Tract
13247060204	MIDDLE	YES
13247060305	MODERATE	YES
13247060306	MIDDLE	YES
13247060310	LOW	YES
13247060311	MIDDLE	YES
13247060312	MIDDLE	YES
13247060313	MIDDLE	YES
13247060314	MODERATE	YES
13247060315	MIDDLE	YES
13247060316	LOW	YES
13247060317	MODERATE	YES
13247060318	MODERATE	YES
13247060403	MIDDLE	YES
13247060406	MIDDLE	YES
13247060407	MIDDLE	YES
13247060408	MIDDLE	YES
13247060409	MIDDLE	YES
13247060410	MODERATE	YES
13247060411	UPPER	YES

**Rockdale, GEORGIA**

Census Tract	Tract Income Class	Minority Tract
<b>Summary Data: Rockdale</b>		
Number of Census Tracts		24
Number of Minority Tracts		22
Percentage of Minority Tracts		91.67%
Number of Low Income Tracts		2
Percentage of Low Income Tracts		8.33%
Number of Moderate Income Tracts		6
Percentage of Moderate Income Tracts		25.00%
Number of Middle Income Tracts		14
Percentage of Middle Income Tracts		58.33%
Number of Upper Income Tracts		2
Percentage of Upper Income Tracts		8.33%
Number of NA Income Tracts		0
Percentage of NA Income Tracts		0.00%

**Schley, GEORGIA**

Census Tract	Tract Income Class	Minority Tract
13249960100	MIDDLE	NO
13249960200	MIDDLE	NO



**Schley, GEORGIA**

Census Tract	Tract Income Class	Minority Tract
<b>Summary Data: Schley</b>		
Number of Census Tracts		2
Number of Minority Tracts		0
Percentage of Minority Tracts		0.00%
Number of Low Income Tracts		0
Percentage of Low Income Tracts		0.00%
Number of Moderate Income Tracts		0
Percentage of Moderate Income Tracts		0.00%
Number of Middle Income Tracts		2
Percentage of Middle Income Tracts		100.00%
Number of Upper Income Tracts		0
Percentage of Upper Income Tracts		0.00%
Number of NA Income Tracts		0
Percentage of NA Income Tracts		0.00%

**Screven, GEORGIA**

Census Tract	Tract Income Class	Minority Tract
13251970200	UPPER	NO
13251970300	MIDDLE	NO
13251970401	MODERATE	NO
13251970402	MIDDLE	NO
13251970500	MIDDLE	NO

**Screven, GEORGIA**

Census Tract	Tract Income Class	Minority Tract
13251970600	MIDDLE	NO
<b>Summary Data: Screven</b>		
Number of Census Tracts		6
Number of Minority Tracts		0
Percentage of Minority Tracts		0.00%
Number of Low Income Tracts		0
Percentage of Low Income Tracts		0.00%
Number of Moderate Income Tracts		1
Percentage of Moderate Income Tracts		16.67%
Number of Middle Income Tracts		4
Percentage of Middle Income Tracts		66.67%
Number of Upper Income Tracts		1
Percentage of Upper Income Tracts		16.67%
Number of NA Income Tracts		0
Percentage of NA Income Tracts		0.00%

**Seminole, GEORGIA**

Census Tract	Tract Income Class	Minority Tract
13253200100	MIDDLE	NO
13253200200	MODERATE	YES
13253200300	MIDDLE	NO

**Seminole, GEORGIA**

Census Tract	Tract Income Class	Minority Tract
<b>Summary Data: Seminole</b>		
Number of Census Tracts		3
Number of Minority Tracts		1
Percentage of Minority Tracts		33.33%
Number of Low Income Tracts		0
Percentage of Low Income Tracts		0.00%
Number of Moderate Income Tracts		1
Percentage of Moderate Income Tracts		33.33%
Number of Middle Income Tracts		2
Percentage of Middle Income Tracts		66.67%
Number of Upper Income Tracts		0
Percentage of Upper Income Tracts		0.00%
Number of NA Income Tracts		0
Percentage of NA Income Tracts		0.00%

**Spalding, GEORGIA**

Census Tract	Tract Income Class	Minority Tract
13255160101	MODERATE	NO
13255160102	NA	NO
13255160201	MIDDLE	NO
13255160202	MIDDLE	NO
13255160300	LOW	YES



**Spalding, GEORGIA**

Census Tract	Tract Income Class	Minority Tract
13255160401	LOW	YES
13255160402	LOW	YES
13255160500	MODERATE	YES
13255160600	MIDDLE	NO
13255160701	MODERATE	YES
13255160702	MODERATE	NO
13255160800	LOW	YES
13255160900	LOW	NO
13255161000	MODERATE	NO
13255161100	MIDDLE	NO
13255161201	MODERATE	NO
13255161202	MODERATE	NO

**Spalding, GEORGIA**

Census Tract	Tract Income Class	Minority Tract
<b>Summary Data: Spalding</b>		
<b>Number of Census Tracts</b>		17
<b>Number of Minority Tracts</b>		6
<b>Percentage of Minority Tracts</b>		35.29%
<b>Number of Low Income Tracts</b>		5
<b>Percentage of Low Income Tracts</b>		29.41%
<b>Number of Moderate Income Tracts</b>		7
<b>Percentage of Moderate Income Tracts</b>		41.18%
<b>Number of Middle Income Tracts</b>		4
<b>Percentage of Middle Income Tracts</b>		23.53%
<b>Number of Upper Income Tracts</b>		0
<b>Percentage of Upper Income Tracts</b>		0.00%
<b>Number of NA Income Tracts</b>		1
<b>Percentage of NA Income Tracts</b>		5.88%

**Stephens, GEORGIA**

Census Tract	Tract Income Class	Minority Tract
13257970101	MODERATE	NO
13257970102	MIDDLE	NO
13257970201	UPPER	NO
13257970202	MIDDLE	NO
13257970301	MIDDLE	NO

**Stephens, GEORGIA**

Census Tract	Tract Income Class	Minority Tract
13257970302	UPPER	NO
13257970401	UPPER	NO
13257970402	MIDDLE	NO
<b>Summary Data: Stephens</b>		
<b>Number of Census Tracts</b>		8
<b>Number of Minority Tracts</b>		0
<b>Percentage of Minority Tracts</b>		0.00%
<b>Number of Low Income Tracts</b>		0
<b>Percentage of Low Income Tracts</b>		0.00%
<b>Number of Moderate Income Tracts</b>		1
<b>Percentage of Moderate Income Tracts</b>		12.50%
<b>Number of Middle Income Tracts</b>		4
<b>Percentage of Middle Income Tracts</b>		50.00%
<b>Number of Upper Income Tracts</b>		3
<b>Percentage of Upper Income Tracts</b>		37.50%
<b>Number of NA Income Tracts</b>		0
<b>Percentage of NA Income Tracts</b>		0.00%

**Stewart, GEORGIA**

Census Tract	Tract Income Class	Minority Tract
13259950100	MODERATE	YES
13259950400	MODERATE	YES



**Stewart, GEORGIA**

Census Tract	Tract Income Class	Minority Tract
<b>Summary Data: Stewart</b>		
Number of Census Tracts		2
Number of Minority Tracts		2
Percentage of Minority Tracts		100.00%
Number of Low Income Tracts		0
Percentage of Low Income Tracts		0.00%
Number of Moderate Income Tracts		2
Percentage of Moderate Income Tracts		100.00%
Number of Middle Income Tracts		0
Percentage of Middle Income Tracts		0.00%
Number of Upper Income Tracts		0
Percentage of Upper Income Tracts		0.00%
Number of NA Income Tracts		0
Percentage of NA Income Tracts		0.00%

**Sumter, GEORGIA**

Census Tract	Tract Income Class	Minority Tract
13261950100	UPPER	NO
13261950200	MIDDLE	YES
13261950300	MODERATE	YES
13261950400	MIDDLE	NO
13261950500	MIDDLE	NO

**Sumter, GEORGIA**

Census Tract	Tract Income Class	Minority Tract
13261950600	MODERATE	YES
13261950700	MODERATE	YES
13261950800	MIDDLE	NO

**Summary Data: Sumter**

Number of Census Tracts		8
Number of Minority Tracts		4
Percentage of Minority Tracts		50.00%
Number of Low Income Tracts		0
Percentage of Low Income Tracts		0.00%
Number of Moderate Income Tracts		3
Percentage of Moderate Income Tracts		37.50%
Number of Middle Income Tracts		4
Percentage of Middle Income Tracts		50.00%
Number of Upper Income Tracts		1
Percentage of Upper Income Tracts		12.50%
Number of NA Income Tracts		0
Percentage of NA Income Tracts		0.00%

**Talbot, GEORGIA**

Census Tract	Tract Income Class	Minority Tract
13263960100	MIDDLE	YES
13263960200	MODERATE	YES

**Talbot, GEORGIA**

Census Tract	Tract Income Class	Minority Tract
13263960300	MIDDLE	NO

**Summary Data: Talbot**

Number of Census Tracts		3
Number of Minority Tracts		2
Percentage of Minority Tracts		66.67%
Number of Low Income Tracts		0
Percentage of Low Income Tracts		0.00%
Number of Moderate Income Tracts		1
Percentage of Moderate Income Tracts		33.33%
Number of Middle Income Tracts		2
Percentage of Middle Income Tracts		66.67%
Number of Upper Income Tracts		0
Percentage of Upper Income Tracts		0.00%
Number of NA Income Tracts		0
Percentage of NA Income Tracts		0.00%

**Taliaferro, GEORGIA**

Census Tract	Tract Income Class	Minority Tract
13265010200	MODERATE	YES

Taliaferro, GEORGIA		
Census Tract	Tract Income Class	Minority Tract
<b>Summary Data: Taliaferro</b>		
Number of Census Tracts		1
Number of Minority Tracts		1
Percentage of Minority Tracts		100.00%
Number of Low Income Tracts		0
Percentage of Low Income Tracts		0.00%
Number of Moderate Income Tracts		1
Percentage of Moderate Income Tracts		100.00%
Number of Middle Income Tracts		0
Percentage of Middle Income Tracts		0.00%
Number of Upper Income Tracts		0
Percentage of Upper Income Tracts		0.00%
Number of NA Income Tracts		0
Percentage of NA Income Tracts		0.00%

Tattnall, GEORGIA		
Census Tract	Tract Income Class	Minority Tract
13267950100	MIDDLE	NO
13267950202	MODERATE	YES
13267950203	MIDDLE	YES
13267950204	MIDDLE	NO
13267950300	MIDDLE	NO

Tattnall, GEORGIA		
Census Tract	Tract Income Class	Minority Tract
13267950401	MIDDLE	NO
13267950402	UPPER	NO
<b>Summary Data: Tattnall</b>		
Number of Census Tracts		7
Number of Minority Tracts		2
Percentage of Minority Tracts		28.57%
Number of Low Income Tracts		0
Percentage of Low Income Tracts		0.00%
Number of Moderate Income Tracts		1
Percentage of Moderate Income Tracts		14.29%
Number of Middle Income Tracts		5
Percentage of Middle Income Tracts		71.43%
Number of Upper Income Tracts		1
Percentage of Upper Income Tracts		14.29%
Number of NA Income Tracts		0
Percentage of NA Income Tracts		0.00%

Taylor, GEORGIA		
Census Tract	Tract Income Class	Minority Tract
13269950100	MIDDLE	NO
13269950200	MIDDLE	NO
13269950301	LOW	NO

Taylor, GEORGIA		
Census Tract	Tract Income Class	Minority Tract
13269950302	MODERATE	NO
<b>Summary Data: Taylor</b>		
Number of Census Tracts		4
Number of Minority Tracts		0
Percentage of Minority Tracts		0.00%
Number of Low Income Tracts		1
Percentage of Low Income Tracts		25.00%
Number of Moderate Income Tracts		1
Percentage of Moderate Income Tracts		25.00%
Number of Middle Income Tracts		2
Percentage of Middle Income Tracts		50.00%
Number of Upper Income Tracts		0
Percentage of Upper Income Tracts		0.00%
Number of NA Income Tracts		0
Percentage of NA Income Tracts		0.00%

Telfair, GEORGIA		
Census Tract	Tract Income Class	Minority Tract
13271950101	MODERATE	YES
13271950102	MIDDLE	YES
13271950103	MIDDLE	NO
13271950200	MIDDLE	NO





**Telfair, GEORGIA**

Census Tract	Tract Income Class	Minority Tract
13271950500	MODERATE	NO

**Summary Data: Telfair**

Number of Census Tracts	5
Number of Minority Tracts	2
Percentage of Minority Tracts	40.00%
Number of Low Income Tracts	0
Percentage of Low Income Tracts	0.00%
Number of Moderate Income Tracts	2
Percentage of Moderate Income Tracts	40.00%
Number of Middle Income Tracts	3
Percentage of Middle Income Tracts	60.00%
Number of Upper Income Tracts	0
Percentage of Upper Income Tracts	0.00%
Number of NA Income Tracts	0
Percentage of NA Income Tracts	0.00%

**Terrell, GEORGIA**

Census Tract	Tract Income Class	Minority Tract
13273120200	MIDDLE	NO
13273120300	MODERATE	YES
13273120400	MODERATE	YES
13273120500	UPPER	NO

**Terrell, GEORGIA**

Census Tract	Tract Income Class	Minority Tract
--------------	--------------------	----------------

**Summary Data: Terrell**

Number of Census Tracts	4
Number of Minority Tracts	2
Percentage of Minority Tracts	50.00%
Number of Low Income Tracts	0
Percentage of Low Income Tracts	0.00%
Number of Moderate Income Tracts	2
Percentage of Moderate Income Tracts	50.00%
Number of Middle Income Tracts	1
Percentage of Middle Income Tracts	25.00%
Number of Upper Income Tracts	1
Percentage of Upper Income Tracts	25.00%
Number of NA Income Tracts	0
Percentage of NA Income Tracts	0.00%

**Thomas, GEORGIA**

Census Tract	Tract Income Class	Minority Tract
13275960100	MODERATE	YES
13275960200	UPPER	NO
13275960300	UPPER	NO
13275960400	MIDDLE	NO
13275960501	UPPER	NO

**Thomas, GEORGIA**

Census Tract	Tract Income Class	Minority Tract
13275960502	UPPER	NO
13275960601	MIDDLE	NO
13275960602	MIDDLE	YES
13275960701	MIDDLE	YES
13275960702	MIDDLE	YES
13275960800	MIDDLE	YES
13275960900	MIDDLE	NO
13275961000	UPPER	NO
13275961100	MIDDLE	NO

**Summary Data: Thomas**

Number of Census Tracts	14
Number of Minority Tracts	5
Percentage of Minority Tracts	35.71%
Number of Low Income Tracts	0
Percentage of Low Income Tracts	0.00%
Number of Moderate Income Tracts	1
Percentage of Moderate Income Tracts	7.14%
Number of Middle Income Tracts	8
Percentage of Middle Income Tracts	57.14%
Number of Upper Income Tracts	5
Percentage of Upper Income Tracts	35.71%
Number of NA Income Tracts	0
Percentage of NA Income Tracts	0.00%



**Tift, GEORGIA**

Census Tract	Tract Income Class	Minority Tract
13277960100	UPPER	NO
13277960200	UPPER	NO
13277960301	MIDDLE	NO
13277960302	MIDDLE	NO
13277960401	MIDDLE	NO
13277960402	MODERATE	YES
13277960500	UPPER	NO
13277960601	MODERATE	YES
13277960602	MODERATE	YES
13277960700	MODERATE	YES
13277960800	MIDDLE	NO
13277960900	MIDDLE	NO

**Tift, GEORGIA**

Census Tract	Tract Income Class	Minority Tract
<b>Summary Data: Tift</b>		
<b>Number of Census Tracts</b>		12
<b>Number of Minority Tracts</b>		4
<b>Percentage of Minority Tracts</b>		33.33%
<b>Number of Low Income Tracts</b>		0
<b>Percentage of Low Income Tracts</b>		0.00%
<b>Number of Moderate Income Tracts</b>		4
<b>Percentage of Moderate Income Tracts</b>		33.33%
<b>Number of Middle Income Tracts</b>		5
<b>Percentage of Middle Income Tracts</b>		41.67%
<b>Number of Upper Income Tracts</b>		3
<b>Percentage of Upper Income Tracts</b>		25.00%
<b>Number of NA Income Tracts</b>		0
<b>Percentage of NA Income Tracts</b>		0.00%

**Toombs, GEORGIA**

Census Tract	Tract Income Class	Minority Tract
13279970101	MODERATE	NO
13279970102	MODERATE	NO
13279970201	MODERATE	NO
13279970202	MIDDLE	YES
13279970301	UPPER	NO

**Toombs, GEORGIA**

Census Tract	Tract Income Class	Minority Tract
13279970302	UPPER	NO
13279970400	MODERATE	YES
13279970500	MODERATE	NO
13279970600	MIDDLE	NO
<b>Summary Data: Toombs</b>		
<b>Number of Census Tracts</b>		9
<b>Number of Minority Tracts</b>		2
<b>Percentage of Minority Tracts</b>		22.22%
<b>Number of Low Income Tracts</b>		0
<b>Percentage of Low Income Tracts</b>		0.00%
<b>Number of Moderate Income Tracts</b>		5
<b>Percentage of Moderate Income Tracts</b>		55.56%
<b>Number of Middle Income Tracts</b>		2
<b>Percentage of Middle Income Tracts</b>		22.22%
<b>Number of Upper Income Tracts</b>		2
<b>Percentage of Upper Income Tracts</b>		22.22%
<b>Number of NA Income Tracts</b>		0
<b>Percentage of NA Income Tracts</b>		0.00%

**Towns, GEORGIA**

Census Tract	Tract Income Class	Minority Tract
13281960100	MIDDLE	NO



**Towns, GEORGIA**

Census Tract	Tract Income Class	Minority Tract
13281960200	MIDDLE	NO
13281960301	UPPER	NO
13281960302	MIDDLE	NO

**Summary Data: Towns**

Number of Census Tracts	4
Number of Minority Tracts	0
Percentage of Minority Tracts	0.00%
Number of Low Income Tracts	0
Percentage of Low Income Tracts	0.00%
Number of Moderate Income Tracts	0
Percentage of Moderate Income Tracts	0.00%
Number of Middle Income Tracts	3
Percentage of Middle Income Tracts	75.00%
Number of Upper Income Tracts	1
Percentage of Upper Income Tracts	25.00%
Number of NA Income Tracts	0
Percentage of NA Income Tracts	0.00%

**Treutlen, GEORGIA**

Census Tract	Tract Income Class	Minority Tract
13283960100	MIDDLE	NO
13283960200	MIDDLE	NO

**Treutlen, GEORGIA**

Census Tract	Tract Income Class	Minority Tract
--------------	--------------------	----------------

**Summary Data: Treutlen**

Number of Census Tracts	2
Number of Minority Tracts	0
Percentage of Minority Tracts	0.00%
Number of Low Income Tracts	0
Percentage of Low Income Tracts	0.00%
Number of Moderate Income Tracts	0
Percentage of Moderate Income Tracts	0.00%
Number of Middle Income Tracts	2
Percentage of Middle Income Tracts	100.00%
Number of Upper Income Tracts	0
Percentage of Upper Income Tracts	0.00%
Number of NA Income Tracts	0
Percentage of NA Income Tracts	0.00%

**Troup, GEORGIA**

Census Tract	Tract Income Class	Minority Tract
13285960101	MIDDLE	NO
13285960102	UPPER	NO
13285960201	MIDDLE	NO
13285960202	UPPER	NO
13285960300	UPPER	NO

**Troup, GEORGIA**

Census Tract	Tract Income Class	Minority Tract
13285960401	MIDDLE	NO
13285960402	UPPER	YES
13285960501	MIDDLE	YES
13285960503	MIDDLE	YES
13285960504	UPPER	NO
13285960600	MIDDLE	YES
13285960700	MIDDLE	YES
13285960800	MODERATE	YES
13285960901	MODERATE	YES
13285960903	UPPER	NO
13285960904	MIDDLE	NO
13285961000	MIDDLE	NO
13285961100	MIDDLE	NO

Troup, GEORGIA		
Census Tract	Tract Income Class	Minority Tract
<b>Summary Data: Troup</b>		
Number of Census Tracts		18
Number of Minority Tracts		7
Percentage of Minority Tracts		38.89%
Number of Low Income Tracts		0
Percentage of Low Income Tracts		0.00%
Number of Moderate Income Tracts		2
Percentage of Moderate Income Tracts		11.11%
Number of Middle Income Tracts		10
Percentage of Middle Income Tracts		55.56%
Number of Upper Income Tracts		6
Percentage of Upper Income Tracts		33.33%
Number of NA Income Tracts		0
Percentage of NA Income Tracts		0.00%


Turner, GEORGIA		
Census Tract	Tract Income Class	Minority Tract
<b>Summary Data: Turner</b>		
Number of Census Tracts		3
Number of Minority Tracts		1
Percentage of Minority Tracts		33.33%
Number of Low Income Tracts		1
Percentage of Low Income Tracts		33.33%
Number of Moderate Income Tracts		1
Percentage of Moderate Income Tracts		33.33%
Number of Middle Income Tracts		1
Percentage of Middle Income Tracts		33.33%
Number of Upper Income Tracts		0
Percentage of Upper Income Tracts		0.00%
Number of NA Income Tracts		0
Percentage of NA Income Tracts		0.00%

Twiggs, GEORGIA		
Census Tract	Tract Income Class	Minority Tract
<b>Summary Data: Twiggs</b>		
Number of Census Tracts		3
Number of Minority Tracts		1
Percentage of Minority Tracts		33.33%
Number of Low Income Tracts		0
Percentage of Low Income Tracts		0.00%
Number of Moderate Income Tracts		1
Percentage of Moderate Income Tracts		33.33%
Number of Middle Income Tracts		1
Percentage of Middle Income Tracts		33.33%
Number of Upper Income Tracts		1
Percentage of Upper Income Tracts		33.33%
Number of NA Income Tracts		0
Percentage of NA Income Tracts		0.00%

Turner, GEORGIA		
Census Tract	Tract Income Class	Minority Tract
13287970201	LOW	YES
13287970202	MODERATE	NO
13287970300	MIDDLE	NO

Twiggs, GEORGIA		
Census Tract	Tract Income Class	Minority Tract
13289060101	MODERATE	NO
13289060102	UPPER	YES
13289060200	MIDDLE	NO

Union, GEORGIA		
Census Tract	Tract Income Class	Minority Tract
13291000101	MIDDLE	NO
13291000103	UPPER	NO
13291000104	MIDDLE	NO
13291000201	MIDDLE	NO
13291000203	UPPER	NO



**Union, GEORGIA**

Census Tract	Tract Income Class	Minority Tract
13291000204	MIDDLE	NO
13291000206	UPPER	NO
13291000207	UPPER	NO

**Summary Data: Union**

Number of Census Tracts	8
Number of Minority Tracts	0
Percentage of Minority Tracts	0.00%
Number of Low Income Tracts	0
Percentage of Low Income Tracts	0.00%
Number of Moderate Income Tracts	0
Percentage of Moderate Income Tracts	0.00%
Number of Middle Income Tracts	4
Percentage of Middle Income Tracts	50.00%
Number of Upper Income Tracts	4
Percentage of Upper Income Tracts	50.00%
Number of NA Income Tracts	0
Percentage of NA Income Tracts	0.00%

**Upson, GEORGIA**

Census Tract	Tract Income Class	Minority Tract
13293010100	MIDDLE	NO
13293010201	MIDDLE	NO

**Upson, GEORGIA**

Census Tract	Tract Income Class	Minority Tract
13293010202	MIDDLE	NO
13293010300	MIDDLE	NO
13293010401	UPPER	YES
13293010402	MIDDLE	NO
13293010500	MODERATE	YES
13293010600	MIDDLE	YES

**Summary Data: Upson**

Number of Census Tracts	8
Number of Minority Tracts	3
Percentage of Minority Tracts	37.50%
Number of Low Income Tracts	0
Percentage of Low Income Tracts	0.00%
Number of Moderate Income Tracts	1
Percentage of Moderate Income Tracts	12.50%
Number of Middle Income Tracts	6
Percentage of Middle Income Tracts	75.00%
Number of Upper Income Tracts	1
Percentage of Upper Income Tracts	12.50%
Number of NA Income Tracts	0
Percentage of NA Income Tracts	0.00%

**Walker, GEORGIA**

Census Tract	Tract Income Class	Minority Tract
13295020101	MODERATE	NO
13295020102	MODERATE	NO
13295020200	MODERATE	NO
13295020301	MODERATE	NO
13295020302	MIDDLE	NO
13295020400	UPPER	NO
13295020503	MIDDLE	NO
13295020504	MODERATE	NO
13295020505	MIDDLE	NO
13295020506	MIDDLE	NO
13295020601	MIDDLE	NO
13295020602	MODERATE	NO
13295020701	MODERATE	NO
13295020702	MODERATE	NO
13295020800	MIDDLE	NO
13295020902	MODERATE	NO
13295020903	MIDDLE	NO
13295020904	MIDDLE	NO



Walker, GEORGIA		
Census Tract	Tract Income Class	Minority Tract
<b>Summary Data: Walker</b>		
Number of Census Tracts		18
Number of Minority Tracts		0
Percentage of Minority Tracts		0.00%
Number of Low Income Tracts		0
Percentage of Low Income Tracts		0.00%
Number of Moderate Income Tracts		9
Percentage of Moderate Income Tracts		50.00%
Number of Middle Income Tracts		8
Percentage of Middle Income Tracts		44.44%
Number of Upper Income Tracts		1
Percentage of Upper Income Tracts		5.56%
Number of NA Income Tracts		0
Percentage of NA Income Tracts		0.00%

Walton, GEORGIA		
Census Tract	Tract Income Class	Minority Tract
13297110400	MODERATE	YES
13297110503	MIDDLE	NO
13297110504	MIDDLE	NO
13297110505	MIDDLE	NO
13297110506	MIDDLE	NO
13297110508	MIDDLE	NO
13297110509	MIDDLE	YES
13297110510	MIDDLE	NO
13297110601	MIDDLE	NO
13297110602	MIDDLE	NO
13297110603	MIDDLE	NO
13297110701	MODERATE	NO
13297110702	MODERATE	NO
13297110801	MIDDLE	NO
13297110802	MIDDLE	NO

Walton, GEORGIA		
Census Tract	Tract Income Class	Minority Tract
<b>Summary Data: Walton</b>		
Number of Census Tracts		20
Number of Minority Tracts		3
Percentage of Minority Tracts		15.00%
Number of Low Income Tracts		0
Percentage of Low Income Tracts		0.00%
Number of Moderate Income Tracts		6
Percentage of Moderate Income Tracts		30.00%
Number of Middle Income Tracts		14
Percentage of Middle Income Tracts		70.00%
Number of Upper Income Tracts		0
Percentage of Upper Income Tracts		0.00%
Number of NA Income Tracts		0
Percentage of NA Income Tracts		0.00%

Walton, GEORGIA		
Census Tract	Tract Income Class	Minority Tract
13297110101	MIDDLE	NO
13297110102	MODERATE	NO
13297110200	MIDDLE	NO
13297110301	MODERATE	NO
13297110302	MODERATE	YES

Ware, GEORGIA		
Census Tract	Tract Income Class	Minority Tract
13299950100	MIDDLE	NO
13299950200	MIDDLE	NO
13299950300	MODERATE	NO
13299950400	MODERATE	YES
13299950500	MODERATE	NO



**Ware, GEORGIA**

Census Tract	Tract Income Class	Minority Tract
13299950600	UPPER	NO
13299950700	MODERATE	YES
13299950801	MIDDLE	NO
13299950802	MODERATE	YES
13299950900	MIDDLE	NO

**Summary Data: Ware**

Number of Census Tracts	10
Number of Minority Tracts	3
Percentage of Minority Tracts	30.00%
Number of Low Income Tracts	0
Percentage of Low Income Tracts	0.00%
Number of Moderate Income Tracts	5
Percentage of Moderate Income Tracts	50.00%
Number of Middle Income Tracts	4
Percentage of Middle Income Tracts	40.00%
Number of Upper Income Tracts	1
Percentage of Upper Income Tracts	10.00%
Number of NA Income Tracts	0
Percentage of NA Income Tracts	0.00%

**Warren, GEORGIA**

Census Tract	Tract Income Class	Minority Tract
13301970400	MODERATE	YES
13301970500	MIDDLE	YES

**Warren, GEORGIA**

Census Tract	Tract Income Class	Minority Tract
13301970400	MODERATE	YES
13301970500	MIDDLE	YES

**Summary Data: Warren**

Number of Census Tracts	2
Number of Minority Tracts	2
Percentage of Minority Tracts	100.00%
Number of Low Income Tracts	0
Percentage of Low Income Tracts	0.00%
Number of Moderate Income Tracts	1
Percentage of Moderate Income Tracts	50.00%
Number of Middle Income Tracts	1
Percentage of Middle Income Tracts	50.00%
Number of Upper Income Tracts	0
Percentage of Upper Income Tracts	0.00%
Number of NA Income Tracts	0
Percentage of NA Income Tracts	0.00%

**Washington, GEORGIA**

Census Tract	Tract Income Class	Minority Tract
13303950100	MIDDLE	NO
13303950300	MODERATE	YES
13303950400	MODERATE	YES

**Washington, GEORGIA**

Census Tract	Tract Income Class	Minority Tract
13303950500	MIDDLE	YES
13303950700	MODERATE	YES

**Summary Data: Washington**

Number of Census Tracts	5
Number of Minority Tracts	4
Percentage of Minority Tracts	80.00%
Number of Low Income Tracts	0
Percentage of Low Income Tracts	0.00%
Number of Moderate Income Tracts	3
Percentage of Moderate Income Tracts	60.00%
Number of Middle Income Tracts	2
Percentage of Middle Income Tracts	40.00%
Number of Upper Income Tracts	0
Percentage of Upper Income Tracts	0.00%
Number of NA Income Tracts	0
Percentage of NA Income Tracts	0.00%

**Wayne, GEORGIA**

Census Tract	Tract Income Class	Minority Tract
13305970100	MIDDLE	NO
13305970201	UPPER	NO
13305970202	MODERATE	NO

**Wayne, GEORGIA**

Census Tract	Tract Income Class	Minority Tract
13305970300	MIDDLE	NO
13305970400	MIDDLE	NO
13305970500	MIDDLE	YES
13305970600	MIDDLE	NO

**Summary Data: Wayne**

Number of Census Tracts	7
Number of Minority Tracts	1
Percentage of Minority Tracts	14.29%
Number of Low Income Tracts	0
Percentage of Low Income Tracts	0.00%
Number of Moderate Income Tracts	1
Percentage of Moderate Income Tracts	14.29%
Number of Middle Income Tracts	5
Percentage of Middle Income Tracts	71.43%
Number of Upper Income Tracts	1
Percentage of Upper Income Tracts	14.29%
Number of NA Income Tracts	0
Percentage of NA Income Tracts	0.00%

**Webster, GEORGIA**

Census Tract	Tract Income Class	Minority Tract
13307960100	MIDDLE	YES

**Webster, GEORGIA**

Census Tract	Tract Income Class	Minority Tract
13307960200	MIDDLE	NO

**Summary Data: Webster**

Number of Census Tracts	2
Number of Minority Tracts	1
Percentage of Minority Tracts	50.00%
Number of Low Income Tracts	0
Percentage of Low Income Tracts	0.00%
Number of Moderate Income Tracts	0
Percentage of Moderate Income Tracts	0.00%
Number of Middle Income Tracts	2
Percentage of Middle Income Tracts	100.00%
Number of Upper Income Tracts	0
Percentage of Upper Income Tracts	0.00%
Number of NA Income Tracts	0
Percentage of NA Income Tracts	0.00%

**Wheeler, GEORGIA**

Census Tract	Tract Income Class	Minority Tract
13309780100	MODERATE	NO
13309780200	MIDDLE	YES

**Wheeler, GEORGIA**

Census Tract	Tract Income Class	Minority Tract
--------------	--------------------	----------------

**Summary Data: Wheeler**

Number of Census Tracts	2
Number of Minority Tracts	1
Percentage of Minority Tracts	50.00%
Number of Low Income Tracts	0
Percentage of Low Income Tracts	0.00%
Number of Moderate Income Tracts	1
Percentage of Moderate Income Tracts	50.00%
Number of Middle Income Tracts	1
Percentage of Middle Income Tracts	50.00%
Number of Upper Income Tracts	0
Percentage of Upper Income Tracts	0.00%
Number of NA Income Tracts	0
Percentage of NA Income Tracts	0.00%

**White, GEORGIA**

Census Tract	Tract Income Class	Minority Tract
13311950101	UPPER	NO
13311950102	MODERATE	NO
13311950202	MIDDLE	NO
13311950204	UPPER	NO
13311950205	UPPER	NO





**White, GEORGIA**

Census Tract	Tract Income Class	Minority Tract
13311950206	MIDDLE	NO
13311950207	MIDDLE	NO
13311950301	UPPER	NO
13311950302	UPPER	NO

**Summary Data: White**

Number of Census Tracts	9
Number of Minority Tracts	0
Percentage of Minority Tracts	0.00%
Number of Low Income Tracts	0
Percentage of Low Income Tracts	0.00%
Number of Moderate Income Tracts	1
Percentage of Moderate Income Tracts	11.11%
Number of Middle Income Tracts	3
Percentage of Middle Income Tracts	33.33%
Number of Upper Income Tracts	5
Percentage of Upper Income Tracts	55.56%
Number of NA Income Tracts	0
Percentage of NA Income Tracts	0.00%

**Whitfield, GEORGIA**

Census Tract	Tract Income Class	Minority Tract
13313000101	MIDDLE	NO

**Whitfield, GEORGIA**

Census Tract	Tract Income Class	Minority Tract
13313000103	UPPER	NO
13313000104	MIDDLE	NO
13313000200	MIDDLE	NO
13313000301	MIDDLE	YES
13313000303	MIDDLE	NO
13313000304	MIDDLE	NO
13313000401	MIDDLE	YES
13313000402	MODERATE	YES
13313000501	MIDDLE	NO
13313000502	MODERATE	YES
13313000600	UPPER	NO
13313000700	MIDDLE	NO
13313000801	MIDDLE	NO
13313000802	MIDDLE	NO
13313000900	UPPER	NO
13313001000	MIDDLE	YES
13313001100	MODERATE	YES
13313001200	MODERATE	YES
13313001300	MODERATE	YES
13313001400	UPPER	NO
13313001500	MIDDLE	NO

**Whitfield, GEORGIA**

Census Tract	Tract Income Class	Minority Tract
<b>Summary Data: Whitfield</b>		
Number of Census Tracts		22
Number of Minority Tracts		8
Percentage of Minority Tracts		36.36%
Number of Low Income Tracts		0
Percentage of Low Income Tracts		0.00%
Number of Moderate Income Tracts		5
Percentage of Moderate Income Tracts		22.73%
Number of Middle Income Tracts		13
Percentage of Middle Income Tracts		59.09%
Number of Upper Income Tracts		4
Percentage of Upper Income Tracts		18.18%
Number of NA Income Tracts		0
Percentage of NA Income Tracts		0.00%

**Wilcox, GEORGIA**

Census Tract	Tract Income Class	Minority Tract
13315960100	MODERATE	YES
13315960200	MODERATE	NO
13315960300	MIDDLE	NO
13315960400	MIDDLE	NO



Wilcox, GEORGIA		
Census Tract	Tract Income Class	Minority Tract
<b>Summary Data: Wilcox</b>		
Number of Census Tracts		4
Number of Minority Tracts		1
Percentage of Minority Tracts		25.00%
Number of Low Income Tracts		0
Percentage of Low Income Tracts		0.00%
Number of Moderate Income Tracts		2
Percentage of Moderate Income Tracts		50.00%
Number of Middle Income Tracts		2
Percentage of Middle Income Tracts		50.00%
Number of Upper Income Tracts		0
Percentage of Upper Income Tracts		0.00%
Number of NA Income Tracts		0
Percentage of NA Income Tracts		0.00%


Wilkes, GEORGIA		
Census Tract	Tract Income Class	Minority Tract
<b>Summary Data: Wilkes</b>		
Number of Census Tracts		4
Number of Minority Tracts		1
Percentage of Minority Tracts		25.00%
Number of Low Income Tracts		0
Percentage of Low Income Tracts		0.00%
Number of Moderate Income Tracts		1
Percentage of Moderate Income Tracts		25.00%
Number of Middle Income Tracts		3
Percentage of Middle Income Tracts		75.00%
Number of Upper Income Tracts		0
Percentage of Upper Income Tracts		0.00%
Number of NA Income Tracts		0
Percentage of NA Income Tracts		0.00%

Wilkinson, GEORGIA		
Census Tract	Tract Income Class	Minority Tract
<b>Summary Data: Wilkinson</b>		
Number of Census Tracts		3
Number of Minority Tracts		1
Percentage of Minority Tracts		33.33%
Number of Low Income Tracts		0
Percentage of Low Income Tracts		0.00%
Number of Moderate Income Tracts		0
Percentage of Moderate Income Tracts		0.00%
Number of Middle Income Tracts		3
Percentage of Middle Income Tracts		100.00%
Number of Upper Income Tracts		0
Percentage of Upper Income Tracts		0.00%
Number of NA Income Tracts		0
Percentage of NA Income Tracts		0.00%

Wilkes, GEORGIA		
Census Tract	Tract Income Class	Minority Tract
13317010101	MIDDLE	NO
13317010102	MODERATE	NO
13317010301	MIDDLE	NO
13317010302	MIDDLE	YES

Wilkinson, GEORGIA		
Census Tract	Tract Income Class	Minority Tract
13319960200	MIDDLE	YES
13319960300	MIDDLE	NO
13319960400	MIDDLE	NO

Worth, GEORGIA		
Census Tract	Tract Income Class	Minority Tract
13321950100	MIDDLE	NO
13321950201	MIDDLE	NO
13321950202	MIDDLE	NO
13321950400	MIDDLE	NO
13321950500	MIDDLE	YES




**Worth, GEORGIA**

Census Tract	Tract Income Class	Minority Tract
13321950600	MIDDLE	NO

**Summary Data: Worth**

Number of Census Tracts	6
Number of Minority Tracts	1
Percentage of Minority Tracts	16.67%
Number of Low Income Tracts	0
Percentage of Low Income Tracts	0.00%
Number of Moderate Income Tracts	0
Percentage of Moderate Income Tracts	0.00%
Number of Middle Income Tracts	6
Percentage of Middle Income Tracts	100.00%
Number of Upper Income Tracts	0
Percentage of Upper Income Tracts	0.00%
Number of NA Income Tracts	0
Percentage of NA Income Tracts	0.00%



<b>Assessment Area Summary Data:</b>	<b>Number of Census Tracts:</b>	2,796
--------------------------------------	---------------------------------	-------

Number of Minority Tracts	Number of Low Income Tracts	Number of Moderate Income Tracts	Number of Middle Income Tracts	Number of Upper Income Tracts	Number of NA Income Tracts
1,275	191	675	1,027	812	91

Percentage of Minority Tracts	Percentage of Low Income Tracts	Percentage of Moderate Income Tracts	Percentage of Middle Income Tracts	Percentage of Upper Income Tracts	Percentage of NA Income Tracts
45.60%	6.83%	24.14%	36.73%	29.04%	3.25%

