

GeoDataVision Report D-1 Census Tract Reference Book 2022

Tract Income Classification and Minority Status—Based on Census data released by the FFIEC April 2022

Alachua, FLORIDA

Census Tract	Tract Income Class	Minority Tract
12001000201	NA	NO
12001000202	LOW	NO
12001000301	MODERATE	NO
12001000302	MODERATE	NO
12001000400	MODERATE	YES
12001000500	UPPER	NO
12001000600	LOW	YES
12001000700	MODERATE	YES
12001000806	MIDDLE	NO
12001000808	MIDDLE	YES
12001000809	MIDDLE	NO
12001000901	LOW	NO
12001000902	NA	NO
12001001000	UPPER	NO
12001001100	UPPER	NO
12001001201	MIDDLE	NO
12001001202	UPPER	NO
12001001203	MIDDLE	NO
12001001400	MIDDLE	YES
12001001514	MIDDLE	NO
12001001515	NA	YES
12001001516	NA	YES
12001001517	MODERATE	YES
12001001519	MIDDLE	YES
12001001522	MODERATE	YES
12001001605	MIDDLE	NO

Alachua, FLORIDA

Census Tract	Tract Income Class	Minority Tract
12001001701	UPPER	NO
12001001702	MIDDLE	NO
12001001802	LOW	NO
12001001803	MIDDLE	NO
12001001811	MIDDLE	NO
12001001813	UPPER	NO
12001001815	UPPER	NO
12001001816	MIDDLE	NO
12001001817	UPPER	NO
12001001818	MIDDLE	NO
12001001819	UPPER	NO
12001001902	LOW	YES
12001001907	MIDDLE	NO
12001001908	MODERATE	NO
12001002001	MODERATE	NO
12001002002	MODERATE	NO
12001002101	MIDDLE	NO
12001002102	MIDDLE	NO
12001002201	UPPER	NO
12001002202	UPPER	NO
12001002204	UPPER	NO
12001002207	UPPER	NO
12001002208	UPPER	NO
12001002209	UPPER	NO
12001002210	UPPER	NO
12001002217	MODERATE	YES

Alachua, FLORIDA

Census Tract	Tract Income Class	Minority Tract
12001002218	MODERATE	YES
12001002219	MIDDLE	YES
12001002220	UPPER	NO
12001002221	MIDDLE	NO
12001002222	UPPER	NO
12001110800	UPPER	NO

Summary Data: Alachua

Number of Census Tracts	58
Number of Minority Tracts	14
Percentage of Minority Tracts	24.14%
Number of Low Income Tracts	5
Percentage of Low Income Tracts	8.62%
Number of Moderate Income Tracts	11
Percentage of Moderate Income Tracts	18.97%
Number of Middle Income Tracts	19
Percentage of Middle Income Tracts	32.76%
Number of Upper Income Tracts	19
Percentage of Upper Income Tracts	32.76%
Number of NA Income Tracts	4
Percentage of NA Income Tracts	6.90%



Baker, FLORIDA

Census Tract	Tract Income Class	Minority Tract
12003040101	MIDDLE	NO
12003040102	MIDDLE	NO
12003040201	MIDDLE	NO
12003040202	MIDDLE	NO

Summary Data: Baker

Number of Census Tracts	4
Number of Minority Tracts	0
Percentage of Minority Tracts	0.00%
Number of Low Income Tracts	0
Percentage of Low Income Tracts	0.00%
Number of Moderate Income Tracts	0
Percentage of Moderate Income Tracts	0.00%
Number of Middle Income Tracts	4
Percentage of Middle Income Tracts	100.00%
Number of Upper Income Tracts	0
Percentage of Upper Income Tracts	0.00%
Number of NA Income Tracts	0
Percentage of NA Income Tracts	0.00%

Bay, FLORIDA

Census Tract	Tract Income Class	Minority Tract
12005000201	MIDDLE	NO

Bay, FLORIDA

Census Tract	Tract Income Class	Minority Tract
12005000203	MODERATE	NO
12005000204	UPPER	NO
12005000301	MODERATE	NO
12005000302	MIDDLE	NO
12005000401	MIDDLE	NO
12005000402	UPPER	NO
12005000500	MIDDLE	NO
12005000600	MIDDLE	NO
12005000700	MIDDLE	YES
12005000803	MODERATE	NO
12005000804	UPPER	NO
12005000805	MIDDLE	NO
12005000806	MIDDLE	NO
12005000900	MIDDLE	NO
12005001000	MODERATE	NO
12005001100	MODERATE	NO
12005001200	MODERATE	NO
12005001301	UPPER	NO
12005001302	MIDDLE	NO
12005001402	UPPER	NO
12005001403	MIDDLE	NO
12005001404	MIDDLE	NO
12005001501	MIDDLE	NO
12005001502	UPPER	NO
12005001600	MODERATE	YES
12005001700	MODERATE	YES
12005001800	MODERATE	NO

Bay, FLORIDA

Census Tract	Tract Income Class	Minority Tract
12005001900	UPPER	NO
12005002000	MIDDLE	NO
12005002200	MODERATE	YES
12005002300	MODERATE	NO
12005002400	LOW	NO
12005002500	UPPER	NO
12005002604	MIDDLE	NO
12005002605	UPPER	NO
12005002606	UPPER	NO
12005002607	MIDDLE	NO
12005002608	UPPER	NO
12005002609	MIDDLE	NO
12005002703	MIDDLE	NO
12005002706	MIDDLE	NO
12005002707	MIDDLE	NO
12005002708	MIDDLE	NO
12005002709	MIDDLE	NO
12005002710	MODERATE	NO
12005002711	UPPER	NO
12005002712	MIDDLE	NO
12005002713	MIDDLE	NO
12005990000	NA	NO



Bay, FLORIDA

Census Tract	Tract Income Class	Minority Tract
Summary Data: Bay		
Number of Census Tracts		50
Number of Minority Tracts		4
Percentage of Minority Tracts		8.00%
Number of Low Income Tracts		1
Percentage of Low Income Tracts		2.00%
Number of Moderate Income Tracts		12
Percentage of Moderate Income Tracts		24.00%
Number of Middle Income Tracts		24
Percentage of Middle Income Tracts		48.00%
Number of Upper Income Tracts		12
Percentage of Upper Income Tracts		24.00%
Number of NA Income Tracts		1
Percentage of NA Income Tracts		2.00%

Bradford, FLORIDA

Census Tract	Tract Income Class	Minority Tract
12007000100	MIDDLE	NO
12007000201	MIDDLE	NO
12007000202	MIDDLE	NO
12007000301	UPPER	NO
12007000302	MIDDLE	NO

Bradford, FLORIDA

Census Tract	Tract Income Class	Minority Tract
12007000400	MIDDLE	NO
Summary Data: Bradford		
Number of Census Tracts		6
Number of Minority Tracts		0
Percentage of Minority Tracts		0.00%
Number of Low Income Tracts		0
Percentage of Low Income Tracts		0.00%
Number of Moderate Income Tracts		0
Percentage of Moderate Income Tracts		0.00%
Number of Middle Income Tracts		5
Percentage of Middle Income Tracts		83.33%
Number of Upper Income Tracts		1
Percentage of Upper Income Tracts		16.67%
Number of NA Income Tracts		0
Percentage of NA Income Tracts		0.00%

Brevard, FLORIDA

Census Tract	Tract Income Class	Minority Tract
12009060103	MIDDLE	NO
12009060104	MODERATE	NO
12009060105	MODERATE	NO
12009060106	MIDDLE	NO

Brevard, FLORIDA

Census Tract	Tract Income Class	Minority Tract
12009060201	MIDDLE	NO
12009060202	UPPER	NO
12009060301	MIDDLE	NO
12009060302	MIDDLE	NO
12009060400	MIDDLE	NO
12009060500	MIDDLE	NO
12009060600	MODERATE	NO
12009060700	LOW	YES
12009061001	MODERATE	NO
12009061002	MIDDLE	NO
12009061100	MIDDLE	NO
12009061201	MIDDLE	NO
12009061202	UPPER	NO
12009062106	MODERATE	NO
12009062108	MIDDLE	NO
12009062109	MODERATE	NO
12009062110	MIDDLE	NO
12009062111	MIDDLE	NO
12009062112	MIDDLE	NO
12009062113	MIDDLE	NO
12009062114	MODERATE	NO
12009062115	UPPER	NO
12009062301	MODERATE	YES
12009062302	MODERATE	YES
12009062401	MIDDLE	NO
12009062402	MODERATE	YES
12009062500	MODERATE	NO



Brevard, FLORIDA

Census Tract	Tract Income Class	Minority Tract
12009062600	LOW	YES
12009062800	MIDDLE	NO
12009062900	MIDDLE	NO
12009063000	MIDDLE	NO
12009063102	MIDDLE	NO
12009063104	UPPER	NO
12009063105	MIDDLE	NO
12009063106	UPPER	NO
12009063108	UPPER	NO
12009063109	MIDDLE	NO
12009064102	UPPER	NO
12009064123	MIDDLE	NO
12009064124	MIDDLE	NO
12009064126	UPPER	NO
12009064127	UPPER	NO
12009064128	UPPER	NO
12009064129	UPPER	NO
12009064130	MIDDLE	NO
12009064201	MIDDLE	NO
12009064202	MODERATE	NO
12009064301	MIDDLE	NO
12009064302	MODERATE	NO
12009064400	MIDDLE	NO
12009064500	MODERATE	NO
12009064601	MIDDLE	NO
12009064602	MODERATE	NO
12009064701	MODERATE	NO

Brevard, FLORIDA

Census Tract	Tract Income Class	Minority Tract
12009064702	MODERATE	NO
12009064800	MODERATE	NO
12009064901	MIDDLE	NO
12009064902	LOW	YES
12009065001	UPPER	NO
12009065022	MIDDLE	NO
12009065023	MIDDLE	NO
12009065024	UPPER	NO
12009065025	UPPER	NO
12009065123	MODERATE	NO
12009065124	MODERATE	YES
12009065126	MODERATE	NO
12009065127	UPPER	NO
12009065128	LOW	YES
12009065129	MODERATE	NO
12009065130	MIDDLE	NO
12009065131	MODERATE	NO
12009065201	MIDDLE	NO
12009065202	MIDDLE	NO
12009065231	UPPER	NO
12009065236	UPPER	NO
12009065237	MODERATE	NO
12009065238	NA	NO
12009065239	MODERATE	NO
12009065240	MODERATE	NO
12009066101	UPPER	NO
12009066103	MIDDLE	NO

Brevard, FLORIDA

Census Tract	Tract Income Class	Minority Tract
12009066104	UPPER	NO
12009066200	UPPER	NO
12009066301	UPPER	NO
12009066302	UPPER	NO
12009066400	MIDDLE	NO
12009066500	UPPER	NO
12009066600	UPPER	NO
12009066700	UPPER	NO
12009066800	MIDDLE	NO
12009066900	MIDDLE	NO
12009067100	MODERATE	NO
12009068101	UPPER	NO
12009068102	UPPER	NO
12009068400	UPPER	NO
12009068501	MIDDLE	NO
12009068502	MIDDLE	NO
12009068601	MIDDLE	NO
12009068603	MODERATE	NO
12009068604	MIDDLE	NO
12009069100	UPPER	NO
12009069200	MIDDLE	NO
12009069300	UPPER	NO
12009069400	UPPER	NO
12009069700	MIDDLE	NO
12009069801	UPPER	NO
12009069802	MIDDLE	NO
12009069903	UPPER	NO



Brevard, FLORIDA

Census Tract	Tract Income Class	Minority Tract
12009069904	UPPER	NO
12009069905	NA	YES
12009069906	MODERATE	YES
12009069907	MIDDLE	NO
12009071100	MIDDLE	NO
12009071201	MIDDLE	NO
12009071202	NA	NO
12009071203	UPPER	NO
12009071204	NA	NO
12009071205	UPPER	NO
12009071335	MIDDLE	NO
12009071337	MIDDLE	NO
12009071339	MIDDLE	NO
12009071341	MODERATE	NO
12009071342	MIDDLE	NO
12009071343	MIDDLE	NO
12009071344	MODERATE	NO
12009071345	MIDDLE	NO
12009071346	UPPER	NO
12009071347	MODERATE	YES
12009071348	MODERATE	NO
12009071349	MODERATE	YES
12009071350	MIDDLE	NO
12009071351	MIDDLE	NO
12009071352	MIDDLE	NO
12009071353	UPPER	NO
12009071354	UPPER	NO

Brevard, FLORIDA

Census Tract	Tract Income Class	Minority Tract
12009071401	MIDDLE	NO
12009071402	LOW	NO
12009071500	UPPER	NO
12009071601	MIDDLE	NO
12009071602	MIDDLE	NO
12009071700	UPPER	NO
12009980000	NA	NO
12009980100	NA	NO
12009990000	NA	NO

Summary Data: Brevard

Number of Census Tracts	148
Number of Minority Tracts	12
Percentage of Minority Tracts	8.11%
Number of Low Income Tracts	5
Percentage of Low Income Tracts	3.38%
Number of Moderate Income Tracts	34
Percentage of Moderate Income Tracts	22.97%
Number of Middle Income Tracts	61
Percentage of Middle Income Tracts	41.22%
Number of Upper Income Tracts	41
Percentage of Upper Income Tracts	27.70%
Number of NA Income Tracts	7
Percentage of NA Income Tracts	4.73%

Broward, FLORIDA

Census Tract	Tract Income Class	Minority Tract
12011010102	UPPER	NO
12011010103	MIDDLE	NO
12011010104	MIDDLE	NO
12011010201	MIDDLE	YES
12011010202	MODERATE	NO
12011010304	MODERATE	YES
12011010305	MODERATE	YES
12011010306	MODERATE	YES
12011010307	MODERATE	YES
12011010308	UPPER	NO
12011010401	UPPER	NO
12011010402	MODERATE	NO
12011010403	MODERATE	NO
12011010405	LOW	YES
12011010406	UPPER	YES
12011010407	MIDDLE	NO
12011010502	UPPER	YES
12011010503	UPPER	NO
12011010504	UPPER	NO
12011010601	UPPER	NO
12011010603	UPPER	YES
12011010604	UPPER	YES
12011010605	UPPER	NO
12011010606	UPPER	YES
12011010609	UPPER	YES
12011010610	MIDDLE	YES
12011010611	UPPER	YES

Broward, FLORIDA

Census Tract	Tract Income Class	Minority Tract
12011010612	UPPER	YES
12011010613	MIDDLE	YES
12011010614	MIDDLE	YES
12011010615	UPPER	YES
12011010701	MODERATE	YES
12011010702	MODERATE	YES
12011010800	MIDDLE	YES
12011010901	UPPER	NO
12011010902	MIDDLE	NO
12011011000	UPPER	NO
12011020101	MIDDLE	YES
12011020103	MODERATE	YES
12011020104	MIDDLE	YES
12011020204	MIDDLE	YES
12011020205	MIDDLE	YES
12011020206	MIDDLE	YES
12011020209	MIDDLE	YES
12011020210	MIDDLE	YES
12011020211	MIDDLE	YES
12011020212	MODERATE	YES
12011020213	MODERATE	YES
12011020214	MIDDLE	YES
12011020302	MODERATE	YES
12011020308	MODERATE	YES
12011020309	UPPER	YES
12011020311	MODERATE	YES
12011020312	MIDDLE	YES

Broward, FLORIDA

Census Tract	Tract Income Class	Minority Tract
12011020313	MODERATE	YES
12011020314	MIDDLE	YES
12011020315	UPPER	YES
12011020316	MIDDLE	YES
12011020317	UPPER	YES
12011020318	UPPER	YES
12011020319	UPPER	YES
12011020320	MIDDLE	YES
12011020321	UPPER	NO
12011020322	UPPER	YES
12011020323	MODERATE	YES
12011020324	MODERATE	YES
12011020325	MIDDLE	YES
12011020326	MIDDLE	YES
12011020404	MODERATE	YES
12011020405	MODERATE	YES
12011020406	MIDDLE	YES
12011020407	MODERATE	YES
12011020412	MODERATE	YES
12011020414	MIDDLE	YES
12011020415	MIDDLE	YES
12011020416	MIDDLE	YES
12011020417	MODERATE	NO
12011020418	UPPER	YES
12011020419	MIDDLE	YES
12011020420	MODERATE	YES
12011020421	MODERATE	YES

Broward, FLORIDA

Census Tract	Tract Income Class	Minority Tract
12011020501	MIDDLE	YES
12011020502	MODERATE	YES
12011030100	UPPER	NO
12011030201	MODERATE	YES
12011030202	MIDDLE	YES
12011030203	MIDDLE	YES
12011030301	LOW	YES
12011030302	MODERATE	YES
12011030401	MIDDLE	YES
12011030402	LOW	YES
12011030500	MODERATE	YES
12011030601	MODERATE	YES
12011030602	MODERATE	YES
12011030702	UPPER	YES
12011030703	MODERATE	YES
12011030704	UPPER	NO
12011030705	MODERATE	NO
12011030803	LOW	YES
12011030804	LOW	YES
12011030805	MODERATE	NO
12011030806	MODERATE	NO
12011030902	UPPER	NO
12011030903	MIDDLE	NO
12011030904	MIDDLE	NO
12011031001	MODERATE	NO
12011031002	MIDDLE	NO
12011031101	UPPER	NO



Broward, FLORIDA		
Census Tract	Tract Income Class	Minority Tract
12011031102	UPPER	NO
12011031203	MIDDLE	NO
12011031204	MIDDLE	NO
12011031205	UPPER	NO
12011031206	UPPER	NO
12011031207	UPPER	NO
12011040101	MIDDLE	NO
12011040102	UPPER	NO
12011040203	UPPER	NO
12011040204	MIDDLE	NO
12011040205	UPPER	NO
12011040206	UPPER	NO
12011040300	MODERATE	NO
12011040401	UPPER	NO
12011040402	UPPER	NO
12011040502	UPPER	NO
12011040503	UPPER	NO
12011040505	NA	NO
12011040506	UPPER	NO
12011040601	UPPER	NO
12011040602	UPPER	NO
12011040701	UPPER	NO
12011040702	UPPER	NO
12011040801	MIDDLE	YES
12011040802	MIDDLE	YES
12011040901	MODERATE	YES
12011040902	MODERATE	YES

Broward, FLORIDA		
Census Tract	Tract Income Class	Minority Tract
12011041000	MODERATE	YES
12011041100	MODERATE	YES
12011041200	MODERATE	YES
12011041300	MODERATE	YES
12011041400	MODERATE	YES
12011041500	LOW	YES
12011041601	MODERATE	YES
12011041602	MODERATE	YES
12011041700	MODERATE	YES
12011041801	UPPER	NO
12011041802	UPPER	NO
12011041900	UPPER	NO
12011042000	UPPER	NO
12011042100	MIDDLE	NO
12011042200	UPPER	NO
12011042301	UPPER	NO
12011042302	UPPER	YES
12011042400	UPPER	NO
12011042501	UPPER	NO
12011042502	UPPER	NO
12011042601	UPPER	NO
12011042602	MIDDLE	YES
12011042700	MODERATE	YES
12011042801	MODERATE	YES
12011042802	LOW	YES
12011042900	MODERATE	YES
12011043001	UPPER	NO

Broward, FLORIDA		
Census Tract	Tract Income Class	Minority Tract
12011043002	MIDDLE	YES
12011043100	UPPER	YES
12011043301	UPPER	NO
12011043302	MODERATE	YES
12011050100	MODERATE	YES
12011050204	MIDDLE	YES
12011050205	UPPER	NO
12011050206	MIDDLE	YES
12011050207	MODERATE	YES
12011050208	MODERATE	YES
12011050301	MIDDLE	YES
12011050306	MODERATE	YES
12011050308	MODERATE	YES
12011050309	LOW	YES
12011050311	MODERATE	YES
12011050312	MODERATE	YES
12011050313	MODERATE	YES
12011050314	LOW	YES
12011050315	MODERATE	YES
12011050316	MIDDLE	YES
12011050401	MIDDLE	YES
12011050402	MIDDLE	YES
12011050501	MIDDLE	YES
12011050502	MIDDLE	YES
12011050601	UPPER	NO
12011050602	MIDDLE	NO
12011050701	MIDDLE	YES



Broward, FLORIDA

Census Tract	Tract Income Class	Minority Tract
12011050702	MODERATE	YES
12011050800	MODERATE	YES
12011050900	UPPER	NO
12011051001	UPPER	NO
12011051002	UPPER	NO
12011060105	MIDDLE	YES
12011060107	MODERATE	YES
12011060109	MIDDLE	YES
12011060111	MODERATE	YES
12011060113	MIDDLE	YES
12011060114	UPPER	YES
12011060115	MODERATE	YES
12011060116	MIDDLE	YES
12011060117	MODERATE	YES
12011060118	UPPER	YES
12011060119	UPPER	YES
12011060120	UPPER	YES
12011060121	UPPER	YES
12011060122	UPPER	YES
12011060123	MODERATE	YES
12011060124	MODERATE	YES
12011060125	MIDDLE	YES
12011060126	UPPER	YES
12011060127	MODERATE	YES
12011060128	MODERATE	YES
12011060129	MODERATE	YES
12011060130	MODERATE	YES

Broward, FLORIDA

Census Tract	Tract Income Class	Minority Tract
12011060203	MODERATE	YES
12011060206	MIDDLE	YES
12011060207	MODERATE	YES
12011060208	MODERATE	YES
12011060209	MIDDLE	YES
12011060210	UPPER	YES
12011060211	MODERATE	YES
12011060212	UPPER	YES
12011060214	LOW	YES
12011060215	LOW	YES
12011060302	MODERATE	YES
12011060303	MODERATE	YES
12011060304	MODERATE	YES
12011060305	MODERATE	YES
12011060306	MODERATE	YES
12011060401	MIDDLE	YES
12011060402	MODERATE	YES
12011060404	MIDDLE	YES
12011060405	LOW	YES
12011060501	MIDDLE	YES
12011060503	UPPER	YES
12011060504	UPPER	NO
12011060505	MIDDLE	YES
12011060603	MIDDLE	YES
12011060605	MIDDLE	YES
12011060606	MIDDLE	YES
12011060607	UPPER	NO

Broward, FLORIDA

Census Tract	Tract Income Class	Minority Tract
12011060608	MIDDLE	YES
12011060609	MIDDLE	YES
12011060700	UPPER	YES
12011060801	MIDDLE	YES
12011060802	MIDDLE	YES
12011060900	UPPER	NO
12011061001	UPPER	NO
12011061003	UPPER	NO
12011061004	MIDDLE	YES
12011061100	MODERATE	YES
12011070102	MIDDLE	YES
12011070103	MIDDLE	YES
12011070104	MODERATE	YES
12011070204	MIDDLE	YES
12011070205	UPPER	YES
12011070208	UPPER	NO
12011070209	UPPER	NO
12011070210	MIDDLE	YES
12011070211	UPPER	NO
12011070212	MIDDLE	NO
12011070213	MIDDLE	NO
12011070304	UPPER	YES
12011070306	UPPER	YES
12011070310	UPPER	YES
12011070311	UPPER	YES
12011070312	UPPER	YES
12011070314	UPPER	YES



Broward, FLORIDA		
Census Tract	Tract Income Class	Minority Tract
12011070315	UPPER	YES
12011070316	UPPER	YES
12011070318	UPPER	YES
12011070319	UPPER	YES
12011070320	UPPER	YES
12011070321	UPPER	YES
12011070323	MIDDLE	YES
12011070324	MODERATE	YES
12011070325	MIDDLE	YES
12011070326	UPPER	YES
12011070327	MODERATE	YES
12011070328	MIDDLE	YES
12011070329	UPPER	YES
12011070330	UPPER	YES
12011070331	UPPER	YES
12011070401	UPPER	YES
12011070402	UPPER	NO
12011070403	UPPER	YES
12011070404	UPPER	NO
12011070405	UPPER	YES
12011070501	UPPER	NO
12011070503	MIDDLE	YES
12011070504	LOW	YES
12011070601	MODERATE	YES
12011070602	MIDDLE	YES
12011080102	MIDDLE	YES
12011080103	MIDDLE	YES

Broward, FLORIDA		
Census Tract	Tract Income Class	Minority Tract
12011080104	MIDDLE	NO
12011080105	MIDDLE	NO
12011080200	MIDDLE	NO
12011080402	NA	NO
12011080403	MIDDLE	YES
12011080405	MODERATE	YES
12011080406	MIDDLE	NO
12011080500	MODERATE	YES
12011090102	UPPER	NO
12011090103	MODERATE	NO
12011090104	UPPER	NO
12011090200	UPPER	NO
12011090301	MODERATE	YES
12011090303	NA	YES
12011090304	UPPER	NO
12011090401	MIDDLE	YES
12011090403	MODERATE	YES
12011090404	MODERATE	YES
12011090502	UPPER	NO
12011090503	UPPER	NO
12011090504	MODERATE	YES
12011090601	MIDDLE	YES
12011090602	UPPER	YES
12011090700	UPPER	YES
12011090801	MIDDLE	YES
12011090802	MIDDLE	YES
12011090900	UPPER	NO

Broward, FLORIDA		
Census Tract	Tract Income Class	Minority Tract
12011091000	MIDDLE	YES
12011091100	MODERATE	YES
12011091201	MODERATE	YES
12011091202	MIDDLE	YES
12011091300	MIDDLE	YES
12011091400	MODERATE	YES
12011091500	MODERATE	YES
12011091601	MODERATE	YES
12011091602	MIDDLE	YES
12011091701	MODERATE	YES
12011091702	MODERATE	YES
12011091802	MIDDLE	YES
12011091803	MODERATE	YES
12011091804	MIDDLE	YES
12011091901	MIDDLE	NO
12011091903	MODERATE	YES
12011091904	LOW	YES
12011092000	UPPER	NO
12011100103	MODERATE	NO
12011100104	MIDDLE	NO
12011100105	UPPER	NO
12011100106	MODERATE	NO
12011100107	UPPER	NO
12011100108	MIDDLE	NO
12011100201	MODERATE	YES
12011100203	LOW	NO
12011100204	MODERATE	YES



Broward, FLORIDA

Census Tract	Tract Income Class	Minority Tract
12011100301	MODERATE	YES
12011100302	NA	YES
12011100400	MODERATE	YES
12011100501	LOW	YES
12011100502	LOW	YES
12011100600	MODERATE	YES
12011100700	MODERATE	YES
12011100801	MODERATE	YES
12011100803	MODERATE	YES
12011100804	MODERATE	YES
12011110100	MIDDLE	YES
12011110301	MIDDLE	YES
12011110303	UPPER	YES
12011110307	UPPER	YES
12011110308	MIDDLE	YES
12011110309	MIDDLE	YES
12011110311	MIDDLE	YES
12011110312	MODERATE	YES
12011110313	MIDDLE	YES
12011110319	UPPER	YES
12011110321	UPPER	YES
12011110323	MODERATE	YES
12011110326	UPPER	YES
12011110327	UPPER	YES
12011110328	UPPER	YES
12011110330	UPPER	YES
12011110332	UPPER	YES

Broward, FLORIDA

Census Tract	Tract Income Class	Minority Tract
12011110333	UPPER	YES
12011110334	LOW	YES
12011110337	MIDDLE	YES
12011110338	MIDDLE	YES
12011110339	MIDDLE	YES
12011110341	MIDDLE	YES
12011110344	UPPER	YES
12011110345	UPPER	YES
12011110346	MODERATE	YES
12011110347	UPPER	YES
12011110348	MIDDLE	YES
12011110349	NA	YES
12011110350	UPPER	YES
12011110351	MODERATE	YES
12011110352	UPPER	YES
12011110353	MIDDLE	YES
12011110354	LOW	YES
12011110355	LOW	YES
12011110356	UPPER	YES
12011110357	UPPER	YES
12011110358	UPPER	YES
12011110359	UPPER	YES
12011110360	UPPER	YES
12011110361	UPPER	YES
12011110362	NA	YES
12011110363	MIDDLE	YES
12011110364	UPPER	YES

Broward, FLORIDA

Census Tract	Tract Income Class	Minority Tract
12011110365	MIDDLE	YES
12011110366	MIDDLE	YES
12011110367	MODERATE	YES
12011110368	UPPER	YES
12011110402	MIDDLE	YES
12011110403	MIDDLE	YES
12011110404	MIDDLE	YES
12011110501	MIDDLE	YES
12011110502	MIDDLE	YES
12011110600	MODERATE	YES
12011980000	NA	YES
12011990000	NA	NO



Broward, FLORIDA

Census Tract	Tract Income Class	Minority Tract
Summary Data: Broward		
Number of Census Tracts		417
Number of Minority Tracts		310
Percentage of Minority Tracts		74.34%
Number of Low Income Tracts		20
Percentage of Low Income Tracts		4.80%
Number of Moderate Income Tracts		120
Percentage of Moderate Income Tracts		28.78%
Number of Middle Income Tracts		125
Percentage of Middle Income Tracts		29.98%
Number of Upper Income Tracts		144
Percentage of Upper Income Tracts		34.53%
Number of NA Income Tracts		8
Percentage of NA Income Tracts		1.92%

Calhoun, FLORIDA

Census Tract	Tract Income Class	Minority Tract
12013010100	MIDDLE	NO
12013010200	MIDDLE	NO
12013010301	MIDDLE	NO
12013010302	MIDDLE	NO

Calhoun, FLORIDA

Census Tract	Tract Income Class	Minority Tract
Summary Data: Calhoun		
Number of Census Tracts		4
Number of Minority Tracts		0
Percentage of Minority Tracts		0.00%
Number of Low Income Tracts		0
Percentage of Low Income Tracts		0.00%
Number of Moderate Income Tracts		0
Percentage of Moderate Income Tracts		0.00%
Number of Middle Income Tracts		4
Percentage of Middle Income Tracts		100.00%
Number of Upper Income Tracts		0
Percentage of Upper Income Tracts		0.00%
Number of NA Income Tracts		0
Percentage of NA Income Tracts		0.00%

Charlotte, FLORIDA

Census Tract	Tract Income Class	Minority Tract
12015010100	UPPER	NO
12015010200	MODERATE	NO
12015010301	MIDDLE	NO
12015010302	MODERATE	NO
12015010401	UPPER	NO

Charlotte, FLORIDA

Census Tract	Tract Income Class	Minority Tract
12015010402	UPPER	NO
12015010405	UPPER	NO
12015010503	UPPER	NO
12015010504	MODERATE	NO
12015010505	MIDDLE	NO
12015010506	UPPER	NO
12015020101	MIDDLE	NO
12015020103	MIDDLE	NO
12015020104	MIDDLE	NO
12015020203	MIDDLE	NO
12015020204	MIDDLE	NO
12015020205	MIDDLE	NO
12015020206	MIDDLE	NO
12015020301	MIDDLE	NO
12015020302	MIDDLE	NO
12015020303	MIDDLE	NO
12015020401	MIDDLE	NO
12015020402	MIDDLE	NO
12015020501	MIDDLE	NO
12015020502	UPPER	NO
12015020601	MIDDLE	NO
12015020602	MODERATE	NO
12015020700	MODERATE	NO
12015020800	MODERATE	NO
12015020900	MIDDLE	NO
12015021001	UPPER	NO
12015021002	MODERATE	NO



Charlotte, FLORIDA

Census Tract	Tract Income Class	Minority Tract
12015021003	MIDDLE	NO
12015030101	MODERATE	NO
12015030102	MIDDLE	NO
12015030201	MIDDLE	NO
12015030202	MIDDLE	NO
12015030301	UPPER	NO
12015030302	MIDDLE	NO
12015030401	MIDDLE	NO
12015030402	MIDDLE	NO
12015030501	MIDDLE	NO
12015030504	MIDDLE	NO
12015030505	MIDDLE	NO
12015030506	MIDDLE	NO
12015030507	MIDDLE	NO
12015990000	NA	NO

Charlotte, FLORIDA

Census Tract	Tract Income Class	Minority Tract
Summary Data: Charlotte		
Number of Census Tracts		47
Number of Minority Tracts		0
Percentage of Minority Tracts		0.00%
Number of Low Income Tracts		0
Percentage of Low Income Tracts		0.00%
Number of Moderate Income Tracts		8
Percentage of Moderate Income Tracts		17.02%
Number of Middle Income Tracts		29
Percentage of Middle Income Tracts		61.70%
Number of Upper Income Tracts		9
Percentage of Upper Income Tracts		19.15%
Number of NA Income Tracts		1
Percentage of NA Income Tracts		2.13%

Citrus, FLORIDA

Census Tract	Tract Income Class	Minority Tract
12017450103	MIDDLE	NO
12017450104	UPPER	NO
12017450105	MIDDLE	NO
12017450106	MIDDLE	NO
12017450201	MODERATE	NO

Citrus, FLORIDA

Census Tract	Tract Income Class	Minority Tract
12017450202	MIDDLE	NO
12017450305	MIDDLE	NO
12017450306	MODERATE	NO
12017450307	MIDDLE	NO
12017450308	UPPER	NO
12017450309	MIDDLE	NO
12017450310	MIDDLE	NO
12017450401	MIDDLE	NO
12017450402	MIDDLE	NO
12017450501	UPPER	NO
12017450502	MIDDLE	NO
12017450601	MIDDLE	NO
12017450602	MIDDLE	NO
12017450703	UPPER	NO
12017450704	MODERATE	NO
12017450705	MIDDLE	NO
12017450706	MODERATE	NO
12017450800	MODERATE	NO
12017450901	MIDDLE	NO
12017450902	MIDDLE	NO
12017451001	MIDDLE	NO
12017451002	MIDDLE	NO
12017451101	MIDDLE	NO
12017451103	MIDDLE	NO
12017451104	MIDDLE	NO
12017451200	MIDDLE	NO
12017451300	MIDDLE	NO



Citrus, FLORIDA

Census Tract	Tract Income Class	Minority Tract
12017451400	MIDDLE	NO
12017451501	MIDDLE	NO
12017451502	MIDDLE	NO
12017451603	UPPER	NO
12017451604	MIDDLE	NO
12017451605	MODERATE	NO
12017451606	UPPER	NO
12017451701	UPPER	NO
12017451702	MIDDLE	NO
12017990000	NA	NO

Citrus, FLORIDA

Census Tract	Tract Income Class	Minority Tract
Summary Data: Citrus		
Number of Census Tracts		42
Number of Minority Tracts		0
Percentage of Minority Tracts		0.00%
Number of Low Income Tracts		0
Percentage of Low Income Tracts		0.00%
Number of Moderate Income Tracts		6
Percentage of Moderate Income Tracts		14.29%
Number of Middle Income Tracts		28
Percentage of Middle Income Tracts		66.67%
Number of Upper Income Tracts		7
Percentage of Upper Income Tracts		16.67%
Number of NA Income Tracts		1
Percentage of NA Income Tracts		2.38%

Clay, FLORIDA

Census Tract	Tract Income Class	Minority Tract
12019030103	MIDDLE	NO
12019030104	MODERATE	NO
12019030105	MODERATE	NO
12019030106	MODERATE	NO
12019030204	MIDDLE	NO

Clay, FLORIDA

Census Tract	Tract Income Class	Minority Tract
12019030205	MIDDLE	YES
12019030206	MIDDLE	YES
12019030207	UPPER	YES
12019030208	UPPER	YES
12019030209	MIDDLE	NO
12019030210	MIDDLE	NO
12019030303	MIDDLE	NO
12019030304	MIDDLE	NO
12019030305	MODERATE	NO
12019030306	UPPER	NO
12019030400	MODERATE	NO
12019030500	MIDDLE	NO
12019030600	MIDDLE	NO
12019030701	UPPER	NO
12019030704	UPPER	NO
12019030705	UPPER	NO
12019030706	MIDDLE	NO
12019030707	UPPER	NO
12019030708	MIDDLE	NO
12019030801	UPPER	NO
12019030802	MIDDLE	NO
12019030903	MIDDLE	NO
12019030904	MIDDLE	NO
12019030905	MIDDLE	NO
12019030906	MIDDLE	NO
12019031101	MIDDLE	NO
12019031104	MIDDLE	NO



Clay, FLORIDA

Census Tract	Tract Income Class	Minority Tract
12019031105	MIDDLE	NO
12019031108	MODERATE	NO
12019031109	MODERATE	NO
12019031110	MODERATE	NO
12019031201	MIDDLE	NO
12019031202	MIDDLE	NO
12019031203	MIDDLE	NO
12019031301	MIDDLE	NO
12019031302	MIDDLE	NO
12019031303	MODERATE	NO
12019031400	MODERATE	NO
12019031500	MIDDLE	NO
12019980000	MIDDLE	NO

Clay, FLORIDA

Census Tract	Tract Income Class	Minority Tract
Summary Data: Clay		
Number of Census Tracts		45
Number of Minority Tracts		4
Percentage of Minority Tracts		8.89%
Number of Low Income Tracts		0
Percentage of Low Income Tracts		0.00%
Number of Moderate Income Tracts		10
Percentage of Moderate Income Tracts		22.22%
Number of Middle Income Tracts		27
Percentage of Middle Income Tracts		60.00%
Number of Upper Income Tracts		8
Percentage of Upper Income Tracts		17.78%
Number of NA Income Tracts		0
Percentage of NA Income Tracts		0.00%

Collier, FLORIDA

Census Tract	Tract Income Class	Minority Tract
12021000101	UPPER	NO
12021000102	UPPER	NO
12021000200	UPPER	NO
12021000301	UPPER	NO
12021000302	UPPER	NO

Collier, FLORIDA

Census Tract	Tract Income Class	Minority Tract
12021000401	UPPER	NO
12021000402	UPPER	NO
12021000500	UPPER	NO
12021000600	UPPER	NO
12021000700	LOW	YES
12021010102	UPPER	NO
12021010107	MIDDLE	NO
12021010108	MIDDLE	NO
12021010109	MIDDLE	NO
12021010110	MIDDLE	NO
12021010111	UPPER	NO
12021010112	MIDDLE	NO
12021010113	UPPER	NO
12021010114	MIDDLE	NO
12021010205	UPPER	NO
12021010208	UPPER	NO
12021010209	UPPER	NO
12021010210	UPPER	NO
12021010211	MODERATE	NO
12021010213	UPPER	NO
12021010215	UPPER	NO
12021010216	MIDDLE	NO
12021010217	MIDDLE	NO
12021010300	MIDDLE	NO
12021010401	MIDDLE	NO
12021010408	MIDDLE	NO
12021010411	MODERATE	YES



Collier, FLORIDA

Census Tract	Tract Income Class	Minority Tract
12021010416	UPPER	NO
12021010419	MODERATE	YES
12021010420	MODERATE	YES
12021010421	MODERATE	YES
12021010422	LOW	YES
12021010423	UPPER	NO
12021010424	MIDDLE	NO
12021010425	MIDDLE	NO
12021010426	MIDDLE	NO
12021010427	MIDDLE	NO
12021010428	MODERATE	YES
12021010429	MIDDLE	NO
12021010430	MIDDLE	NO
12021010431	UPPER	NO
12021010432	UPPER	NO
12021010433	UPPER	NO
12021010434	MIDDLE	NO
12021010435	UPPER	NO
12021010436	MIDDLE	NO
12021010437	NA	NO
12021010438	MIDDLE	NO
12021010508	MODERATE	NO
12021010511	MODERATE	NO
12021010512	MODERATE	YES
12021010513	MIDDLE	YES
12021010514	MIDDLE	NO
12021010515	MIDDLE	NO

Collier, FLORIDA

Census Tract	Tract Income Class	Minority Tract
12021010516	MODERATE	NO
12021010517	MODERATE	NO
12021010518	UPPER	NO
12021010519	MIDDLE	YES
12021010520	MIDDLE	NO
12021010601	MODERATE	NO
12021010602	MIDDLE	NO
12021010604	MIDDLE	NO
12021010605	MODERATE	NO
12021010606	MIDDLE	NO
12021010701	MODERATE	NO
12021010702	MIDDLE	NO
12021010801	MIDDLE	NO
12021010804	MODERATE	YES
12021010805	MIDDLE	NO
12021010806	NA	NO
12021010807	MIDDLE	NO
12021010808	UPPER	NO
12021010902	UPPER	NO
12021010904	MIDDLE	NO
12021010905	UPPER	NO
12021010906	MIDDLE	NO
12021010907	MIDDLE	NO
12021011003	MIDDLE	NO
12021011103	MODERATE	YES
12021011107	MIDDLE	NO
12021011108	MIDDLE	NO

Collier, FLORIDA

Census Tract	Tract Income Class	Minority Tract
12021011109	MIDDLE	NO
12021011110	MODERATE	NO
12021011111	MODERATE	NO
12021011112	UPPER	NO
12021011113	MIDDLE	NO
12021011114	MIDDLE	NO
12021011204	LOW	YES
12021011205	LOW	YES
12021011206	MODERATE	YES
12021011207	UPPER	NO
12021011208	MIDDLE	NO
12021011209	UPPER	NO
12021011210	MIDDLE	NO
12021011211	MIDDLE	YES
12021011212	UPPER	NO
12021011213	UPPER	NO
12021011214	MODERATE	YES
12021011303	LOW	YES
12021011304	MODERATE	YES
12021011305	LOW	YES
12021011306	LOW	YES
12021011400	LOW	YES
12021990000	NA	NO



Collier, FLORIDA

Census Tract	Tract Income Class	Minority Tract
Summary Data: Collier		
Number of Census Tracts		109
Number of Minority Tracts		22
Percentage of Minority Tracts		20.18%
Number of Low Income Tracts		8
Percentage of Low Income Tracts		7.34%
Number of Moderate Income Tracts		21
Percentage of Moderate Income Tracts		19.27%
Number of Middle Income Tracts		44
Percentage of Middle Income Tracts		40.37%
Number of Upper Income Tracts		33
Percentage of Upper Income Tracts		30.28%
Number of NA Income Tracts		3
Percentage of NA Income Tracts		2.75%

Columbia, FLORIDA

Census Tract	Tract Income Class	Minority Tract
12023110201	UPPER	NO
12023110202	MIDDLE	NO
12023110300	MODERATE	NO
12023110400	MODERATE	YES
12023110500	MIDDLE	NO

Columbia, FLORIDA

Census Tract	Tract Income Class	Minority Tract
12023110602	UPPER	NO
12023110603	MIDDLE	NO
12023110604	MIDDLE	NO
12023110700	MIDDLE	NO
12023110800	MIDDLE	NO
12023110901	UPPER	NO
12023110903	MIDDLE	NO
12023110904	MIDDLE	NO
Summary Data: Columbia		
Number of Census Tracts		13
Number of Minority Tracts		1
Percentage of Minority Tracts		7.69%
Number of Low Income Tracts		0
Percentage of Low Income Tracts		0.00%
Number of Moderate Income Tracts		2
Percentage of Moderate Income Tracts		15.38%
Number of Middle Income Tracts		8
Percentage of Middle Income Tracts		61.54%
Number of Upper Income Tracts		3
Percentage of Upper Income Tracts		23.08%
Number of NA Income Tracts		0
Percentage of NA Income Tracts		0.00%

DeSoto, FLORIDA

Census Tract	Tract Income Class	Minority Tract
12027010101	MIDDLE	NO
12027010102	MIDDLE	YES
12027010200	MODERATE	YES
12027010301	LOW	YES
12027010302	MODERATE	YES
12027010403	MIDDLE	NO
12027010404	MODERATE	NO
12027010405	MIDDLE	NO
12027010406	MIDDLE	NO
Summary Data: DeSoto		
Number of Census Tracts		9
Number of Minority Tracts		4
Percentage of Minority Tracts		44.44%
Number of Low Income Tracts		1
Percentage of Low Income Tracts		11.11%
Number of Moderate Income Tracts		3
Percentage of Moderate Income Tracts		33.33%
Number of Middle Income Tracts		5
Percentage of Middle Income Tracts		55.56%
Number of Upper Income Tracts		0
Percentage of Upper Income Tracts		0.00%
Number of NA Income Tracts		0
Percentage of NA Income Tracts		0.00%



Dixie, FLORIDA

Census Tract	Tract Income Class	Minority Tract
12029970101	MIDDLE	NO
12029970103	MIDDLE	NO
12029970104	MODERATE	NO
12029970201	MODERATE	NO
12029970202	MODERATE	NO
12029990000	NA	NO

Summary Data: Dixie

Number of Census Tracts	6
Number of Minority Tracts	0
Percentage of Minority Tracts	0.00%
Number of Low Income Tracts	0
Percentage of Low Income Tracts	0.00%
Number of Moderate Income Tracts	3
Percentage of Moderate Income Tracts	50.00%
Number of Middle Income Tracts	2
Percentage of Middle Income Tracts	33.33%
Number of Upper Income Tracts	0
Percentage of Upper Income Tracts	0.00%
Number of NA Income Tracts	1
Percentage of NA Income Tracts	16.67%

Duval, FLORIDA

Census Tract	Tract Income Class	Minority Tract
12031000101	LOW	YES
12031000102	MODERATE	YES
12031000200	LOW	YES
12031000300	LOW	YES
12031000600	MODERATE	YES
12031000700	UPPER	NO
12031000800	MIDDLE	NO
12031001000	MODERATE	YES
12031001100	MIDDLE	NO
12031001200	MIDDLE	YES
12031001300	LOW	YES
12031001401	LOW	YES
12031001402	MODERATE	YES
12031001500	LOW	YES
12031001600	LOW	YES
12031002101	UPPER	NO
12031002102	UPPER	NO
12031002200	UPPER	NO
12031002300	UPPER	NO
12031002400	UPPER	NO
12031002501	MODERATE	YES
12031002502	MIDDLE	NO
12031002600	LOW	YES
12031002701	LOW	YES
12031002702	LOW	YES
12031002801	LOW	YES
12031002802	LOW	YES

Duval, FLORIDA

Census Tract	Tract Income Class	Minority Tract
12031002901	LOW	YES
12031002902	LOW	YES
12031010101	MIDDLE	NO
12031010104	UPPER	NO
12031010105	MIDDLE	NO
12031010106	MIDDLE	YES
12031010107	UPPER	NO
12031010202	MIDDLE	NO
12031010203	MODERATE	NO
12031010204	MIDDLE	NO
12031010301	MIDDLE	YES
12031010305	MODERATE	YES
12031010306	MODERATE	YES
12031010307	MODERATE	YES
12031010308	MIDDLE	YES
12031010401	MODERATE	YES
12031010402	MODERATE	YES
12031010501	MIDDLE	YES
12031010502	MODERATE	YES
12031010503	MODERATE	YES
12031010601	MIDDLE	NO
12031010602	NA	NO
12031010700	MODERATE	YES
12031010800	MODERATE	YES
12031010900	MODERATE	YES
12031011000	MODERATE	YES
12031011100	MODERATE	YES



Duval, FLORIDA

Census Tract	Tract Income Class	Minority Tract
12031011200	LOW	YES
12031011300	LOW	YES
12031011400	MODERATE	YES
12031011500	MODERATE	YES
12031011600	MODERATE	YES
12031011700	MIDDLE	YES
12031011800	MIDDLE	YES
12031011901	MIDDLE	NO
12031011903	MIDDLE	NO
12031011904	MIDDLE	YES
12031011905	MIDDLE	YES
12031012000	MODERATE	NO
12031012100	LOW	NO
12031012201	MODERATE	YES
12031012202	MODERATE	YES
12031012300	MODERATE	NO
12031012400	MIDDLE	NO
12031012500	MODERATE	YES
12031012601	MODERATE	YES
12031012602	MODERATE	YES
12031012702	MODERATE	YES
12031012703	MIDDLE	YES
12031012704	MODERATE	YES
12031012800	MODERATE	YES
12031012900	MODERATE	YES
12031013000	UPPER	NO
12031013100	MIDDLE	NO

Duval, FLORIDA

Census Tract	Tract Income Class	Minority Tract
12031013200	MODERATE	NO
12031013301	MIDDLE	YES
12031013302	LOW	YES
12031013402	MODERATE	YES
12031013403	MODERATE	YES
12031013404	MODERATE	YES
12031013502	MIDDLE	YES
12031013504	MODERATE	YES
12031013522	MIDDLE	YES
12031013523	MIDDLE	YES
12031013524	MODERATE	YES
12031013525	MODERATE	YES
12031013526	MIDDLE	YES
12031013723	MIDDLE	YES
12031013728	MIDDLE	YES
12031013729	MIDDLE	NO
12031013730	UPPER	YES
12031013731	MIDDLE	NO
12031013732	MIDDLE	YES
12031013733	MIDDLE	YES
12031013800	MIDDLE	NO
12031013901	MODERATE	NO
12031013902	MIDDLE	NO
12031013904	MODERATE	NO
12031013905	UPPER	NO
12031013906	UPPER	NO
12031014001	UPPER	NO

Duval, FLORIDA

Census Tract	Tract Income Class	Minority Tract
12031014002	UPPER	NO
12031014101	UPPER	NO
12031014103	UPPER	NO
12031014104	UPPER	NO
12031014203	UPPER	NO
12031014204	UPPER	NO
12031014205	MIDDLE	NO
12031014206	UPPER	NO
12031014311	LOW	NO
12031014312	MIDDLE	YES
12031014328	MIDDLE	NO
12031014329	MIDDLE	NO
12031014330	UPPER	NO
12031014331	MIDDLE	NO
12031014333	UPPER	NO
12031014334	UPPER	NO
12031014335	UPPER	NO
12031014336	MIDDLE	NO
12031014338	MIDDLE	YES
12031014339	UPPER	NO
12031014340	UPPER	NO
12031014341	UPPER	NO
12031014342	MODERATE	NO
12031014343	MIDDLE	YES
12031014344	UPPER	YES
12031014408	MIDDLE	NO
12031014413	UPPER	NO



Duval, FLORIDA

Census Tract	Tract Income Class	Minority Tract
12031014414	MODERATE	YES
12031014415	MIDDLE	NO
12031014416	UPPER	NO
12031014417	MIDDLE	NO
12031014418	UPPER	NO
12031014419	UPPER	NO
12031014420	UPPER	NO
12031014421	UPPER	NO
12031014422	MIDDLE	NO
12031014423	UPPER	NO
12031014424	UPPER	NO
12031014425	MIDDLE	NO
12031014426	UPPER	NO
12031014427	MODERATE	NO
12031014428	UPPER	YES
12031014500	MODERATE	NO
12031014601	UPPER	NO
12031014603	MODERATE	YES
12031014604	MODERATE	YES
12031014702	MODERATE	NO
12031014703	UPPER	NO
12031014704	MODERATE	YES
12031014800	MODERATE	YES
12031014901	MIDDLE	YES
12031014902	MIDDLE	YES
12031015001	MODERATE	YES
12031015002	MODERATE	YES

Duval, FLORIDA

Census Tract	Tract Income Class	Minority Tract
12031015100	MODERATE	YES
12031015200	MODERATE	YES
12031015300	MODERATE	YES
12031015400	LOW	YES
12031015501	MODERATE	YES
12031015502	LOW	YES
12031015600	MIDDLE	NO
12031015701	MODERATE	YES
12031015702	MODERATE	NO
12031015803	MIDDLE	NO
12031015804	MIDDLE	NO
12031015805	MODERATE	YES
12031015806	MODERATE	YES
12031015922	MODERATE	YES
12031015924	MIDDLE	NO
12031015925	MODERATE	YES
12031015926	MODERATE	NO
12031015927	NA	NO
12031015928	UPPER	YES
12031015929	MIDDLE	NO
12031016001	MIDDLE	NO
12031016002	MIDDLE	YES
12031016101	MIDDLE	YES
12031016102	MODERATE	YES
12031016200	MODERATE	YES
12031016300	MODERATE	YES
12031016400	UPPER	NO

Duval, FLORIDA

Census Tract	Tract Income Class	Minority Tract
12031016500	UPPER	NO
12031016603	UPPER	NO
12031016604	MIDDLE	NO
12031016605	MIDDLE	YES
12031016606	MODERATE	YES
12031016711	UPPER	NO
12031016724	MIDDLE	NO
12031016725	MIDDLE	NO
12031016726	MIDDLE	NO
12031016727	MIDDLE	NO
12031016728	UPPER	NO
12031016729	MIDDLE	NO
12031016730	UPPER	NO
12031016731	MODERATE	NO
12031016801	UPPER	NO
12031016803	MIDDLE	NO
12031016804	UPPER	NO
12031016807	MODERATE	NO
12031016808	MIDDLE	NO
12031016809	UPPER	NO
12031016810	MIDDLE	NO
12031016811	MIDDLE	NO
12031016812	UPPER	NO
12031016813	MIDDLE	NO
12031017101	MIDDLE	NO
12031017102	MIDDLE	NO
12031017200	NA	YES



Duval, FLORIDA

Census Tract	Tract Income Class	Minority Tract
12031017300	MIDDLE	NO
12031017400	LOW	YES
12031990000	NA	NO

Summary Data: Duval

Number of Census Tracts	219
Number of Minority Tracts	107
Percentage of Minority Tracts	48.86%
Number of Low Income Tracts	22
Percentage of Low Income Tracts	10.05%
Number of Moderate Income Tracts	69
Percentage of Moderate Income Tracts	31.51%
Number of Middle Income Tracts	73
Percentage of Middle Income Tracts	33.33%
Number of Upper Income Tracts	51
Percentage of Upper Income Tracts	23.29%
Number of NA Income Tracts	4
Percentage of NA Income Tracts	1.83%

Escambia, FLORIDA

Census Tract	Tract Income Class	Minority Tract
12033000100	UPPER	NO
12033000300	MODERATE	NO

Escambia, FLORIDA

Census Tract	Tract Income Class	Minority Tract
12033000400	LOW	YES
12033000500	UPPER	NO
12033000600	MODERATE	YES
12033000801	UPPER	NO
12033000802	UPPER	NO
12033000900	UPPER	NO
12033001001	UPPER	NO
12033001002	MODERATE	NO
12033001101	UPPER	NO
12033001103	UPPER	NO
12033001104	MIDDLE	NO
12033001201	MIDDLE	NO
12033001202	MODERATE	NO
12033001300	MODERATE	YES
12033001401	MIDDLE	NO
12033001402	MODERATE	YES
12033001500	LOW	YES
12033001600	LOW	YES
12033001700	LOW	YES
12033001800	MODERATE	YES
12033001900	LOW	YES
12033002000	MODERATE	YES
12033002100	MODERATE	YES
12033002200	MIDDLE	NO
12033002300	MIDDLE	NO
12033002400	MIDDLE	NO
12033002500	UPPER	NO

Escambia, FLORIDA

Census Tract	Tract Income Class	Minority Tract
12033002601	MIDDLE	NO
12033002602	UPPER	NO
12033002604	MIDDLE	NO
12033002605	MIDDLE	NO
12033002606	UPPER	NO
12033002607	MIDDLE	NO
12033002701	MIDDLE	NO
12033002703	LOW	YES
12033002704	MODERATE	NO
12033002801	MIDDLE	NO
12033002802	MIDDLE	NO
12033002803	MODERATE	NO
12033002804	MIDDLE	NO
12033002900	LOW	NO
12033003001	MODERATE	YES
12033003002	MODERATE	YES
12033003100	MODERATE	YES
12033003201	MODERATE	YES
12033003203	MODERATE	YES
12033003204	MIDDLE	NO
12033003301	MIDDLE	NO
12033003305	MIDDLE	NO
12033003307	MIDDLE	NO
12033003308	MIDDLE	NO
12033003310	MIDDLE	NO
12033003311	MODERATE	NO
12033003312	MODERATE	NO



Escambia, FLORIDA

Census Tract	Tract Income Class	Minority Tract
12033003313	MODERATE	NO
12033003400	MODERATE	NO
12033003505	MODERATE	NO
12033003506	MIDDLE	NO
12033003507	MIDDLE	NO
12033003509	MIDDLE	YES
12033003510	MODERATE	NO
12033003511	UPPER	NO
12033003512	MODERATE	NO
12033003603	UPPER	NO
12033003607	MIDDLE	NO
12033003608	MIDDLE	NO
12033003609	MIDDLE	NO
12033003610	UPPER	NO
12033003611	UPPER	NO
12033003612	MIDDLE	NO
12033003613	UPPER	NO
12033003614	MIDDLE	NO
12033003700	MIDDLE	NO
12033003800	MIDDLE	NO
12033003900	MIDDLE	NO
12033004000	MODERATE	YES
12033990000	NA	NO

Escambia, FLORIDA

Census Tract	Tract Income Class	Minority Tract
Summary Data: Escambia		
Number of Census Tracts		79
Number of Minority Tracts		19
Percentage of Minority Tracts		24.05%
Number of Low Income Tracts		7
Percentage of Low Income Tracts		8.86%
Number of Moderate Income Tracts		24
Percentage of Moderate Income Tracts		30.38%
Number of Middle Income Tracts		31
Percentage of Middle Income Tracts		39.24%
Number of Upper Income Tracts		16
Percentage of Upper Income Tracts		20.25%
Number of NA Income Tracts		1
Percentage of NA Income Tracts		1.27%

Flagler, FLORIDA

Census Tract	Tract Income Class	Minority Tract
12035060103	MIDDLE	NO
12035060104	MIDDLE	NO
12035060105	UPPER	NO
12035060106	UPPER	NO
12035060107	MIDDLE	NO

Flagler, FLORIDA

Census Tract	Tract Income Class	Minority Tract
12035060206	MIDDLE	NO
12035060207	MIDDLE	NO
12035060208	MIDDLE	NO
12035060210	MIDDLE	NO
12035060211	MIDDLE	NO
12035060212	MODERATE	NO
12035060213	MIDDLE	NO
12035060214	MODERATE	NO
12035060215	MIDDLE	NO
12035060216	NA	NO
12035060217	MIDDLE	NO
12035060218	MIDDLE	NO
12035060219	MIDDLE	NO
12035060220	MIDDLE	NO
12035060301	UPPER	NO
12035060302	MIDDLE	NO
12035060303	UPPER	NO
12035060304	MIDDLE	NO
12035990000	NA	NO



Flagler, FLORIDA

Census Tract	Tract Income Class	Minority Tract
Summary Data: Flagler		
Number of Census Tracts		24
Number of Minority Tracts		0
Percentage of Minority Tracts		0.00%
Number of Low Income Tracts		0
Percentage of Low Income Tracts		0.00%
Number of Moderate Income Tracts		2
Percentage of Moderate Income Tracts		8.33%
Number of Middle Income Tracts		16
Percentage of Middle Income Tracts		66.67%
Number of Upper Income Tracts		4
Percentage of Upper Income Tracts		16.67%
Number of NA Income Tracts		2
Percentage of NA Income Tracts		8.33%

Franklin, FLORIDA

Census Tract	Tract Income Class	Minority Tract
12037970101	MODERATE	NO
12037970102	UPPER	NO
12037970200	MODERATE	NO
12037970302	MIDDLE	NO
12037970304	UPPER	NO

Franklin, FLORIDA

Census Tract	Tract Income Class	Minority Tract
12037990000	NA	NO
12037990100	NA	NO
Summary Data: Franklin		
Number of Census Tracts		7
Number of Minority Tracts		0
Percentage of Minority Tracts		0.00%
Number of Low Income Tracts		0
Percentage of Low Income Tracts		0.00%
Number of Moderate Income Tracts		2
Percentage of Moderate Income Tracts		28.57%
Number of Middle Income Tracts		1
Percentage of Middle Income Tracts		14.29%
Number of Upper Income Tracts		2
Percentage of Upper Income Tracts		28.57%
Number of NA Income Tracts		2
Percentage of NA Income Tracts		28.57%

Gadsden, FLORIDA

Census Tract	Tract Income Class	Minority Tract
12039020101	MIDDLE	NO
12039020103	MODERATE	NO
12039020104	MODERATE	YES

Gadsden, FLORIDA

Census Tract	Tract Income Class	Minority Tract
12039020300	MODERATE	YES
12039020400	MODERATE	YES
12039020500	MIDDLE	YES
12039020600	MIDDLE	YES
12039020701	MODERATE	YES
12039020702	LOW	YES
12039020800	MODERATE	NO
Summary Data: Gadsden		
Number of Census Tracts		10
Number of Minority Tracts		7
Percentage of Minority Tracts		70.00%
Number of Low Income Tracts		1
Percentage of Low Income Tracts		10.00%
Number of Moderate Income Tracts		6
Percentage of Moderate Income Tracts		60.00%
Number of Middle Income Tracts		3
Percentage of Middle Income Tracts		30.00%
Number of Upper Income Tracts		0
Percentage of Upper Income Tracts		0.00%
Number of NA Income Tracts		0
Percentage of NA Income Tracts		0.00%



Gilchrist, FLORIDA

Census Tract	Tract Income Class	Minority Tract
12041950100	MIDDLE	NO
12041950201	MIDDLE	NO
12041950202	MIDDLE	NO
12041950203	MIDDLE	NO
12041950204	MODERATE	NO

Summary Data: Gilchrist

Number of Census Tracts	5
Number of Minority Tracts	0
Percentage of Minority Tracts	0.00%
Number of Low Income Tracts	0
Percentage of Low Income Tracts	0.00%
Number of Moderate Income Tracts	1
Percentage of Moderate Income Tracts	20.00%
Number of Middle Income Tracts	4
Percentage of Middle Income Tracts	80.00%
Number of Upper Income Tracts	0
Percentage of Upper Income Tracts	0.00%
Number of NA Income Tracts	0
Percentage of NA Income Tracts	0.00%

Glades, FLORIDA

Census Tract	Tract Income Class	Minority Tract
--------------	--------------------	----------------

Glades, FLORIDA

Census Tract	Tract Income Class	Minority Tract
12043000100	MODERATE	NO
12043000201	MODERATE	NO
12043000202	MIDDLE	NO
12043000300	MIDDLE	YES
12043990000	NA	NO

Summary Data: Glades

Number of Census Tracts	5
Number of Minority Tracts	1
Percentage of Minority Tracts	20.00%
Number of Low Income Tracts	0
Percentage of Low Income Tracts	0.00%
Number of Moderate Income Tracts	2
Percentage of Moderate Income Tracts	40.00%
Number of Middle Income Tracts	2
Percentage of Middle Income Tracts	40.00%
Number of Upper Income Tracts	0
Percentage of Upper Income Tracts	0.00%
Number of NA Income Tracts	1
Percentage of NA Income Tracts	20.00%

Gulf, FLORIDA

Census Tract	Tract Income Class	Minority Tract
--------------	--------------------	----------------

Gulf, FLORIDA

Census Tract	Tract Income Class	Minority Tract
12045960101	MIDDLE	NO
12045960102	MIDDLE	NO
12045960200	MIDDLE	NO
12045960301	MIDDLE	NO
12045960302	UPPER	NO
12045990000	NA	NO

Summary Data: Gulf

Number of Census Tracts	6
Number of Minority Tracts	0
Percentage of Minority Tracts	0.00%
Number of Low Income Tracts	0
Percentage of Low Income Tracts	0.00%
Number of Moderate Income Tracts	0
Percentage of Moderate Income Tracts	0.00%
Number of Middle Income Tracts	4
Percentage of Middle Income Tracts	66.67%
Number of Upper Income Tracts	1
Percentage of Upper Income Tracts	16.67%
Number of NA Income Tracts	1
Percentage of NA Income Tracts	16.67%

Hamilton, FLORIDA

Census Tract	Tract Income Class	Minority Tract
12047960101	NA	YES
12047960102	MIDDLE	NO
12047960103	MIDDLE	NO
12047960201	NA	NO
12047960202	MODERATE	NO
12047960300	MIDDLE	NO

Summary Data: Hamilton

Number of Census Tracts	6
Number of Minority Tracts	1
Percentage of Minority Tracts	16.67%
Number of Low Income Tracts	0
Percentage of Low Income Tracts	0.00%
Number of Moderate Income Tracts	1
Percentage of Moderate Income Tracts	16.67%
Number of Middle Income Tracts	3
Percentage of Middle Income Tracts	50.00%
Number of Upper Income Tracts	0
Percentage of Upper Income Tracts	0.00%
Number of NA Income Tracts	2
Percentage of NA Income Tracts	33.33%

Hardee, FLORIDA

Census Tract	Tract Income Class	Minority Tract
12049970101	UPPER	NO
12049970102	MODERATE	NO
12049970201	MIDDLE	YES
12049970202	MIDDLE	NO
12049970301	MODERATE	YES
12049970302	MIDDLE	YES
12049970401	MODERATE	YES
12049970402	MIDDLE	NO

Summary Data: Hardee

Number of Census Tracts	8
Number of Minority Tracts	4
Percentage of Minority Tracts	50.00%
Number of Low Income Tracts	0
Percentage of Low Income Tracts	0.00%
Number of Moderate Income Tracts	3
Percentage of Moderate Income Tracts	37.50%
Number of Middle Income Tracts	4
Percentage of Middle Income Tracts	50.00%
Number of Upper Income Tracts	1
Percentage of Upper Income Tracts	12.50%
Number of NA Income Tracts	0
Percentage of NA Income Tracts	0.00%

Hendry, FLORIDA

Census Tract	Tract Income Class	Minority Tract
12051000101	MIDDLE	YES
12051000102	MIDDLE	YES
12051000200	MIDDLE	YES
12051000300	MODERATE	YES
12051000401	MIDDLE	YES
12051000403	MODERATE	YES
12051000404	MODERATE	NO
12051000601	NA	YES
12051000602	MIDDLE	YES
12051990000	NA	NO

Hendry, FLORIDA		
Census Tract	Tract Income Class	Minority Tract
Summary Data: Hendry		
Number of Census Tracts		10
Number of Minority Tracts		8
Percentage of Minority Tracts		80.00%
Number of Low Income Tracts		0
Percentage of Low Income Tracts		0.00%
Number of Moderate Income Tracts		3
Percentage of Moderate Income Tracts		30.00%
Number of Middle Income Tracts		5
Percentage of Middle Income Tracts		50.00%
Number of Upper Income Tracts		0
Percentage of Upper Income Tracts		0.00%
Number of NA Income Tracts		2
Percentage of NA Income Tracts		20.00%

Hernando, FLORIDA		
Census Tract	Tract Income Class	Minority Tract
12053040101	MIDDLE	NO
12053040102	MODERATE	NO
12053040201	MODERATE	NO
12053040202	MODERATE	NO
12053040301	MIDDLE	NO

Hernando, FLORIDA		
Census Tract	Tract Income Class	Minority Tract
12053040302	MIDDLE	NO
12053040303	MIDDLE	NO
12053040400	MODERATE	NO
12053040501	MODERATE	NO
12053040502	MODERATE	NO
12053040601	MIDDLE	NO
12053040602	MIDDLE	NO
12053040701	MIDDLE	NO
12053040702	MIDDLE	NO
12053040801	MODERATE	NO
12053040802	MODERATE	NO
12053040901	MODERATE	NO
12053040906	MODERATE	NO
12053040907	MIDDLE	NO
12053040908	MIDDLE	NO
12053040909	UPPER	NO
12053040910	MIDDLE	NO
12053040911	MIDDLE	NO
12053040912	MIDDLE	NO
12053040913	UPPER	NO
12053041003	MODERATE	NO
12053041004	MIDDLE	NO
12053041005	MIDDLE	NO
12053041006	MIDDLE	NO
12053041103	MODERATE	NO
12053041104	MIDDLE	NO
12053041105	MIDDLE	NO

Hernando, FLORIDA		
Census Tract	Tract Income Class	Minority Tract
12053041106	MODERATE	NO
12053041201	MIDDLE	NO
12053041203	MODERATE	NO
12053041204	LOW	NO
12053041302	MODERATE	NO
12053041303	MIDDLE	NO
12053041304	MODERATE	NO
12053041305	MODERATE	NO
12053041401	MODERATE	NO
12053041402	MODERATE	NO
12053041501	MIDDLE	NO
12053041502	MIDDLE	NO
12053041601	MIDDLE	NO
12053041602	LOW	NO
12053990000	NA	NO



Hernando, FLORIDA

Census Tract	Tract Income Class	Minority Tract
Summary Data: Hernando		
Number of Census Tracts		47
Number of Minority Tracts		0
Percentage of Minority Tracts		0.00%
Number of Low Income Tracts		2
Percentage of Low Income Tracts		4.26%
Number of Moderate Income Tracts		19
Percentage of Moderate Income Tracts		40.43%
Number of Middle Income Tracts		23
Percentage of Middle Income Tracts		48.94%
Number of Upper Income Tracts		2
Percentage of Upper Income Tracts		4.26%
Number of NA Income Tracts		1
Percentage of NA Income Tracts		2.13%

Highlands, FLORIDA

Census Tract	Tract Income Class	Minority Tract
12055960101	UPPER	NO
12055960102	UPPER	YES
12055960104	MIDDLE	NO
12055960105	MIDDLE	YES
12055960200	MODERATE	NO

Highlands, FLORIDA

Census Tract	Tract Income Class	Minority Tract
12055960300	MODERATE	YES
12055960401	MODERATE	YES
12055960402	MIDDLE	NO
12055960501	MODERATE	NO
12055960503	MIDDLE	NO
12055960504	MIDDLE	NO
12055960601	MIDDLE	NO
12055960602	MIDDLE	NO
12055960700	MIDDLE	NO
12055960800	MIDDLE	NO
12055960900	MODERATE	YES
12055961000	MIDDLE	NO
12055961100	MODERATE	NO
12055961201	MODERATE	NO
12055961202	MIDDLE	NO
12055961301	UPPER	NO
12055961303	MIDDLE	NO
12055961304	MIDDLE	NO
12055961401	MIDDLE	NO
12055961402	MIDDLE	NO
12055961500	MIDDLE	NO
12055961601	MIDDLE	NO
12055961602	UPPER	NO
12055961604	MODERATE	YES
12055961605	MODERATE	NO
12055961701	MIDDLE	NO
12055961702	MODERATE	YES

Highlands, FLORIDA

Census Tract	Tract Income Class	Minority Tract
12055980000	NA	NO
12055980100	NA	NO
12055980200	NA	NO
Summary Data: Highlands		
Number of Census Tracts		35
Number of Minority Tracts		7
Percentage of Minority Tracts		20.00%
Number of Low Income Tracts		0
Percentage of Low Income Tracts		0.00%
Number of Moderate Income Tracts		10
Percentage of Moderate Income Tracts		28.57%
Number of Middle Income Tracts		18
Percentage of Middle Income Tracts		51.43%
Number of Upper Income Tracts		4
Percentage of Upper Income Tracts		11.43%
Number of NA Income Tracts		3
Percentage of NA Income Tracts		8.57%

Hillsborough, FLORIDA

Census Tract	Tract Income Class	Minority Tract
12057000101	MIDDLE	YES
12057000102	MODERATE	YES



Hillsborough, FLORIDA

Census Tract	Tract Income Class	Minority Tract
12057000201	LOW	YES
12057000202	LOW	YES
12057000301	MODERATE	YES
12057000302	MODERATE	YES
12057000401	MODERATE	YES
12057000402	MODERATE	YES
12057000500	MIDDLE	NO
12057000601	MODERATE	YES
12057000602	MODERATE	YES
12057000701	LOW	YES
12057000702	MODERATE	YES
12057000800	MODERATE	YES
12057000901	LOW	YES
12057000902	LOW	YES
12057001001	LOW	YES
12057001002	MODERATE	YES
12057001100	MODERATE	NO
12057001200	MODERATE	YES
12057001300	MODERATE	YES
12057001400	MIDDLE	YES
12057001500	UPPER	NO
12057001600	MIDDLE	NO
12057001700	MIDDLE	YES
12057001800	MODERATE	YES
12057001900	MODERATE	YES
12057002000	MODERATE	YES
12057002100	MIDDLE	YES

Hillsborough, FLORIDA

Census Tract	Tract Income Class	Minority Tract
12057002200	MIDDLE	NO
12057002300	UPPER	NO
12057002400	MIDDLE	YES
12057002500	MODERATE	YES
12057002600	LOW	YES
12057002701	MODERATE	YES
12057002702	MIDDLE	YES
12057002800	MIDDLE	NO
12057002900	MODERATE	YES
12057003000	LOW	YES
12057003100	MODERATE	YES
12057003200	LOW	YES
12057003300	LOW	YES
12057003400	LOW	YES
12057003500	MODERATE	YES
12057003600	LOW	YES
12057003700	LOW	YES
12057003800	MODERATE	YES
12057004100	MODERATE	YES
12057004200	MIDDLE	YES
12057004300	LOW	YES
12057004400	LOW	YES
12057004500	MODERATE	YES
12057004601	UPPER	YES
12057004602	MIDDLE	YES
12057004700	MIDDLE	YES
12057004800	MIDDLE	YES

Hillsborough, FLORIDA

Census Tract	Tract Income Class	Minority Tract
12057004901	MODERATE	YES
12057004902	NA	NO
12057005000	MIDDLE	NO
12057005101	UPPER	NO
12057005102	UPPER	NO
12057005301	UPPER	NO
12057005302	MODERATE	YES
12057005401	UPPER	NO
12057005500	UPPER	NO
12057005700	UPPER	NO
12057005800	UPPER	NO
12057005900	UPPER	NO
12057006000	UPPER	NO
12057006101	UPPER	NO
12057006103	UPPER	NO
12057006200	UPPER	NO
12057006300	UPPER	NO
12057006400	UPPER	NO
12057006501	MIDDLE	NO
12057006503	NA	NO
12057006504	MIDDLE	NO
12057006600	MIDDLE	NO
12057006700	UPPER	NO
12057006801	MIDDLE	NO
12057006802	UPPER	NO
12057006900	UPPER	NO
12057007001	MIDDLE	NO



Hillsborough, FLORIDA

Census Tract	Tract Income Class	Minority Tract
12057007002	MODERATE	YES
12057007102	UPPER	NO
12057007103	MIDDLE	NO
12057007200	UPPER	NO
12057007300	MIDDLE	NO
12057010105	MODERATE	NO
12057010106	UPPER	NO
12057010107	MODERATE	NO
12057010108	MIDDLE	NO
12057010203	MODERATE	YES
12057010204	MODERATE	YES
12057010210	UPPER	YES
12057010211	UPPER	NO
12057010212	UPPER	YES
12057010213	MIDDLE	NO
12057010215	UPPER	YES
12057010216	UPPER	YES
12057010217	UPPER	YES
12057010218	UPPER	NO
12057010303	MODERATE	NO
12057010304	MIDDLE	NO
12057010305	MODERATE	YES
12057010401	MODERATE	YES
12057010402	MODERATE	YES
12057010501	MODERATE	YES
12057010502	MIDDLE	YES
12057010600	UPPER	YES

Hillsborough, FLORIDA

Census Tract	Tract Income Class	Minority Tract
12057010701	UPPER	NO
12057010702	UPPER	NO
12057010805	LOW	YES
12057010808	LOW	YES
12057010809	MIDDLE	NO
12057010810	MIDDLE	YES
12057010811	MIDDLE	YES
12057010814	LOW	YES
12057010815	LOW	YES
12057010816	LOW	YES
12057010817	LOW	YES
12057010819	MIDDLE	YES
12057010820	LOW	YES
12057010821	LOW	YES
12057010822	MODERATE	YES
12057010823	LOW	YES
12057010824	LOW	NO
12057010900	NA	NO
12057011003	MIDDLE	YES
12057011005	UPPER	NO
12057011006	MIDDLE	NO
12057011007	UPPER	NO
12057011008	UPPER	YES
12057011010	MIDDLE	YES
12057011013	UPPER	YES
12057011016	UPPER	YES
12057011017	UPPER	NO

Hillsborough, FLORIDA

Census Tract	Tract Income Class	Minority Tract
12057011018	UPPER	YES
12057011019	UPPER	YES
12057011103	UPPER	NO
12057011106	MIDDLE	YES
12057011107	MIDDLE	NO
12057011108	UPPER	NO
12057011109	UPPER	NO
12057011203	MIDDLE	NO
12057011204	MIDDLE	YES
12057011205	UPPER	NO
12057011206	MODERATE	YES
12057011301	UPPER	NO
12057011303	MIDDLE	NO
12057011304	UPPER	NO
12057011407	UPPER	NO
12057011408	MIDDLE	NO
12057011409	UPPER	NO
12057011410	UPPER	NO
12057011411	MIDDLE	YES
12057011412	MIDDLE	YES
12057011413	MIDDLE	YES
12057011414	MODERATE	YES
12057011415	MODERATE	YES
12057011416	MIDDLE	YES
12057011417	MODERATE	YES
12057011418	UPPER	NO
12057011504	UPPER	NO



Hillsborough, FLORIDA

Census Tract	Tract Income Class	Minority Tract
12057011506	UPPER	NO
12057011509	UPPER	NO
12057011510	UPPER	NO
12057011512	UPPER	NO
12057011514	UPPER	NO
12057011515	UPPER	NO
12057011516	UPPER	NO
12057011518	UPPER	NO
12057011519	UPPER	NO
12057011520	UPPER	NO
12057011521	MIDDLE	NO
12057011522	UPPER	NO
12057011523	UPPER	NO
12057011524	MIDDLE	YES
12057011525	UPPER	NO
12057011526	MIDDLE	YES
12057011527	UPPER	NO
12057011528	UPPER	NO
12057011603	UPPER	YES
12057011605	MODERATE	YES
12057011610	MODERATE	YES
12057011611	MODERATE	YES
12057011612	MIDDLE	YES
12057011613	MIDDLE	YES
12057011614	MODERATE	YES
12057011615	MODERATE	YES
12057011616	MIDDLE	YES

Hillsborough, FLORIDA

Census Tract	Tract Income Class	Minority Tract
12057011617	MIDDLE	YES
12057011708	UPPER	NO
12057011712	MODERATE	NO
12057011713	MIDDLE	YES
12057011714	UPPER	NO
12057011715	MODERATE	YES
12057011716	MIDDLE	YES
12057011802	MODERATE	YES
12057011804	MODERATE	YES
12057011805	MODERATE	YES
12057011806	MODERATE	YES
12057011905	MODERATE	YES
12057011907	MIDDLE	YES
12057011908	NA	YES
12057011909	MODERATE	YES
12057011910	MODERATE	YES
12057011911	MODERATE	YES
12057012001	MIDDLE	YES
12057012002	MODERATE	YES
12057012103	MODERATE	YES
12057012106	MIDDLE	NO
12057012107	MODERATE	YES
12057012108	MIDDLE	YES
12057012109	MODERATE	YES
12057012110	MIDDLE	YES
12057012206	MIDDLE	NO
12057012207	MIDDLE	NO

Hillsborough, FLORIDA

Census Tract	Tract Income Class	Minority Tract
12057012208	UPPER	NO
12057012209	UPPER	NO
12057012210	MIDDLE	YES
12057012211	NA	YES
12057012212	MODERATE	YES
12057012213	UPPER	NO
12057012301	MIDDLE	YES
12057012303	MIDDLE	YES
12057012304	MIDDLE	YES
12057012401	MODERATE	YES
12057012402	MIDDLE	YES
12057012403	MIDDLE	YES
12057012501	MODERATE	NO
12057012503	UPPER	NO
12057012504	UPPER	NO
12057012600	MODERATE	YES
12057012701	MIDDLE	YES
12057012702	MODERATE	NO
12057012800	MIDDLE	NO
12057012900	MODERATE	YES
12057013001	MIDDLE	NO
12057013002	MIDDLE	YES
12057013003	MIDDLE	YES
12057013004	UPPER	YES
12057013100	MIDDLE	NO
12057013203	MIDDLE	NO
12057013204	MODERATE	NO



Hillsborough, FLORIDA

Census Tract	Tract Income Class	Minority Tract
12057013205	UPPER	NO
12057013206	UPPER	NO
12057013207	UPPER	NO
12057013208	UPPER	NO
12057013305	UPPER	NO
12057013307	MIDDLE	YES
12057013310	MIDDLE	YES
12057013311	MODERATE	NO
12057013312	MIDDLE	YES
12057013313	UPPER	NO
12057013314	MODERATE	NO
12057013315	MIDDLE	YES
12057013316	MODERATE	YES
12057013317	MODERATE	YES
12057013319	MIDDLE	YES
12057013320	MIDDLE	YES
12057013322	MIDDLE	YES
12057013323	MIDDLE	YES
12057013406	MODERATE	NO
12057013407	UPPER	NO
12057013409	UPPER	NO
12057013410	MIDDLE	YES
12057013411	MIDDLE	NO
12057013412	UPPER	NO
12057013413	UPPER	NO
12057013414	UPPER	NO
12057013415	UPPER	NO

Hillsborough, FLORIDA

Census Tract	Tract Income Class	Minority Tract
12057013501	MODERATE	YES
12057013503	MODERATE	YES
12057013504	MODERATE	YES
12057013505	MODERATE	YES
12057013602	MODERATE	YES
12057013604	MODERATE	NO
12057013702	MIDDLE	YES
12057013703	MODERATE	YES
12057013705	MIDDLE	YES
12057013706	NA	YES
12057013801	MODERATE	YES
12057013802	MODERATE	NO
12057013803	MODERATE	NO
12057013804	MIDDLE	YES
12057013806	MIDDLE	YES
12057013807	UPPER	YES
12057013903	MIDDLE	NO
12057013907	MIDDLE	NO
12057013912	UPPER	YES
12057013913	MIDDLE	YES
12057013914	MODERATE	YES
12057013915	UPPER	YES
12057013916	UPPER	YES
12057013917	MIDDLE	YES
12057013918	UPPER	NO
12057013919	UPPER	NO
12057013922	UPPER	NO

Hillsborough, FLORIDA

Census Tract	Tract Income Class	Minority Tract
12057013923	UPPER	NO
12057013924	MIDDLE	YES
12057013925	MIDDLE	YES
12057013926	UPPER	NO
12057014002	MODERATE	NO
12057014003	UPPER	NO
12057014007	MIDDLE	YES
12057014008	MIDDLE	NO
12057014009	MIDDLE	NO
12057014010	MODERATE	NO
12057014011	MODERATE	NO
12057014012	MIDDLE	NO
12057014013	MIDDLE	YES
12057014014	MODERATE	NO
12057014017	MIDDLE	NO
12057014104	MIDDLE	NO
12057014106	MIDDLE	NO
12057014108	MODERATE	YES
12057014109	MIDDLE	YES
12057014117	UPPER	NO
12057014118	UPPER	NO
12057014119	UPPER	NO
12057014121	UPPER	NO
12057014122	MIDDLE	YES
12057014200	LOW	YES
12057014300	MIDDLE	NO
12057014400	UPPER	NO



Hillsborough, FLORIDA

Census Tract	Tract Income Class	Minority Tract
12057980100	NA	NO
12057980200	NA	NO
12057980300	NA	NO
12057980400	MODERATE	NO
12057980500	NA	YES
12057980600	NA	YES
12057980700	NA	NO
12057990000	NA	NO
12057990100	NA	NO

Summary Data: Hillsborough

Number of Census Tracts	335
Number of Minority Tracts	182
Percentage of Minority Tracts	54.33%
Number of Low Income Tracts	26
Percentage of Low Income Tracts	7.76%
Number of Moderate Income Tracts	89
Percentage of Moderate Income Tracts	26.57%
Number of Middle Income Tracts	103
Percentage of Middle Income Tracts	30.75%
Number of Upper Income Tracts	103
Percentage of Upper Income Tracts	30.75%
Number of NA Income Tracts	14
Percentage of NA Income Tracts	4.18%

Holmes, FLORIDA

Census Tract	Tract Income Class	Minority Tract
12059960100	MIDDLE	NO
12059960201	MIDDLE	NO
12059960202	MODERATE	NO
12059960300	MIDDLE	NO
12059960401	NA	YES
12059960402	MIDDLE	NO
12059960403	MODERATE	NO

Summary Data: Holmes

Number of Census Tracts	7
Number of Minority Tracts	1
Percentage of Minority Tracts	14.29%
Number of Low Income Tracts	0
Percentage of Low Income Tracts	0.00%
Number of Moderate Income Tracts	2
Percentage of Moderate Income Tracts	28.57%
Number of Middle Income Tracts	4
Percentage of Middle Income Tracts	57.14%
Number of Upper Income Tracts	0
Percentage of Upper Income Tracts	0.00%
Number of NA Income Tracts	1
Percentage of NA Income Tracts	14.29%

Indian River, FLORIDA

Census Tract	Tract Income Class	Minority Tract
12061050101	MIDDLE	NO
12061050102	MIDDLE	NO
12061050201	UPPER	NO
12061050202	MIDDLE	NO
12061050303	LOW	YES
12061050304	MODERATE	YES
12061050305	MODERATE	NO
12061050306	UPPER	NO
12061050401	MODERATE	NO
12061050402	MIDDLE	NO
12061050504	UPPER	NO
12061050505	UPPER	NO
12061050506	UPPER	NO
12061050507	UPPER	NO
12061050508	UPPER	NO
12061050509	UPPER	NO
12061050601	MIDDLE	NO
12061050602	MIDDLE	NO
12061050603	MIDDLE	NO
12061050604	MODERATE	NO
12061050605	UPPER	NO
12061050607	MODERATE	NO
12061050608	MIDDLE	NO
12061050702	MIDDLE	NO
12061050704	UPPER	NO
12061050706	UPPER	NO
12061050707	UPPER	NO

Indian River, FLORIDA

Census Tract	Tract Income Class	Minority Tract
12061050708	MIDDLE	NO
12061050709	UPPER	NO
12061050805	MIDDLE	NO
12061050806	MIDDLE	NO
12061050807	MIDDLE	NO
12061050808	MIDDLE	NO
12061050809	MIDDLE	NO
12061050810	MODERATE	NO
12061050811	UPPER	NO
12061050812	UPPER	NO
12061050903	MODERATE	NO
12061050905	UPPER	NO
12061050906	MODERATE	NO
12061050907	LOW	NO
12061050908	MODERATE	YES
12061050909	MODERATE	YES
12061980000	NA	NO
12061990000	NA	NO

Indian River, FLORIDA

Census Tract	Tract Income Class	Minority Tract
Summary Data: Indian River		
Number of Census Tracts		45
Number of Minority Tracts		4
Percentage of Minority Tracts		8.89%
Number of Low Income Tracts		2
Percentage of Low Income Tracts		4.44%
Number of Moderate Income Tracts		10
Percentage of Moderate Income Tracts		22.22%
Number of Middle Income Tracts		15
Percentage of Middle Income Tracts		33.33%
Number of Upper Income Tracts		16
Percentage of Upper Income Tracts		35.56%
Number of NA Income Tracts		2
Percentage of NA Income Tracts		4.44%

Jackson, FLORIDA

Census Tract	Tract Income Class	Minority Tract
12063210100	MIDDLE	NO
12063210200	MODERATE	YES
12063210301	MIDDLE	NO
12063210302	UPPER	NO
12063210400	MIDDLE	NO

Jackson, FLORIDA

Census Tract	Tract Income Class	Minority Tract
12063210500	UPPER	NO
12063210600	MODERATE	YES
12063210700	MIDDLE	NO
12063210800	MIDDLE	NO
12063210901	MODERATE	NO
12063210902	MIDDLE	NO
12063211000	MIDDLE	NO
12063211100	MIDDLE	NO
Summary Data: Jackson		
Number of Census Tracts		13
Number of Minority Tracts		2
Percentage of Minority Tracts		15.38%
Number of Low Income Tracts		0
Percentage of Low Income Tracts		0.00%
Number of Moderate Income Tracts		3
Percentage of Moderate Income Tracts		23.08%
Number of Middle Income Tracts		8
Percentage of Middle Income Tracts		61.54%
Number of Upper Income Tracts		2
Percentage of Upper Income Tracts		15.38%
Number of NA Income Tracts		0
Percentage of NA Income Tracts		0.00%



Jefferson, FLORIDA

Census Tract	Tract Income Class	Minority Tract
12065250103	MODERATE	YES
12065250104	MIDDLE	NO
12065250105	MODERATE	NO
12065250106	MIDDLE	NO
12065250200	MIDDLE	NO
12065990000	NA	NO

Summary Data: Jefferson

Number of Census Tracts	6
Number of Minority Tracts	1
Percentage of Minority Tracts	16.67%
Number of Low Income Tracts	0
Percentage of Low Income Tracts	0.00%
Number of Moderate Income Tracts	2
Percentage of Moderate Income Tracts	33.33%
Number of Middle Income Tracts	3
Percentage of Middle Income Tracts	50.00%
Number of Upper Income Tracts	0
Percentage of Upper Income Tracts	0.00%
Number of NA Income Tracts	1
Percentage of NA Income Tracts	16.67%

Lafayette, FLORIDA

Census Tract	Tract Income Class	Minority Tract
12067960100	MIDDLE	NO
12067960201	MODERATE	NO
12067960202	UPPER	NO

Summary Data: Lafayette

Number of Census Tracts	3
Number of Minority Tracts	0
Percentage of Minority Tracts	0.00%
Number of Low Income Tracts	0
Percentage of Low Income Tracts	0.00%
Number of Moderate Income Tracts	1
Percentage of Moderate Income Tracts	33.33%
Number of Middle Income Tracts	1
Percentage of Middle Income Tracts	33.33%
Number of Upper Income Tracts	1
Percentage of Upper Income Tracts	33.33%
Number of NA Income Tracts	0
Percentage of NA Income Tracts	0.00%

Lake, FLORIDA

Census Tract	Tract Income Class	Minority Tract
12069030102	MODERATE	NO
12069030104	MIDDLE	NO

Lake, FLORIDA

Census Tract	Tract Income Class	Minority Tract
12069030106	MODERATE	NO
12069030108	UPPER	NO
12069030109	UPPER	NO
12069030110	MIDDLE	NO
12069030111	MIDDLE	NO
12069030112	MIDDLE	NO
12069030203	MIDDLE	NO
12069030204	MIDDLE	NO
12069030206	LOW	YES
12069030208	UPPER	NO
12069030209	LOW	NO
12069030210	MODERATE	NO
12069030211	UPPER	NO
12069030302	MIDDLE	NO
12069030305	MODERATE	NO
12069030306	MODERATE	NO
12069030307	MODERATE	NO
12069030308	MODERATE	NO
12069030405	MIDDLE	NO
12069030406	MODERATE	NO
12069030407	MODERATE	NO
12069030408	MIDDLE	NO
12069030409	MODERATE	NO
12069030410	MIDDLE	NO
12069030411	MODERATE	NO
12069030505	LOW	YES
12069030506	MIDDLE	NO

Lake, FLORIDA

Census Tract	Tract Income Class	Minority Tract
12069030507	MODERATE	NO
12069030601	MIDDLE	NO
12069030602	LOW	YES
12069030701	MODERATE	NO
12069030702	MODERATE	NO
12069030803	MIDDLE	NO
12069030804	MODERATE	NO
12069030805	MODERATE	NO
12069030806	MODERATE	NO
12069030807	MIDDLE	NO
12069030914	MODERATE	NO
12069030915	MIDDLE	NO
12069030916	UPPER	NO
12069030917	MIDDLE	NO
12069030918	MIDDLE	NO
12069031001	MIDDLE	NO
12069031002	MIDDLE	NO
12069031103	MIDDLE	NO
12069031104	MODERATE	NO
12069031105	MIDDLE	NO
12069031106	MIDDLE	NO
12069031107	MODERATE	NO
12069031108	MIDDLE	NO
12069031202	MIDDLE	NO
12069031203	MIDDLE	NO
12069031205	MODERATE	YES
12069031206	MODERATE	YES

Lake, FLORIDA

Census Tract	Tract Income Class	Minority Tract
12069031207	MIDDLE	YES
12069031208	UPPER	NO
12069031301	MIDDLE	NO
12069031306	UPPER	NO
12069031308	UPPER	NO
12069031309	MIDDLE	NO
12069031312	MODERATE	YES
12069031313	MIDDLE	NO
12069031314	UPPER	YES
12069031315	MIDDLE	NO
12069031316	UPPER	NO
12069031317	LOW	YES
12069031318	MIDDLE	NO
12069031319	MODERATE	NO
12069031320	UPPER	YES
12069031321	UPPER	NO
12069031322	UPPER	NO
12069031323	MIDDLE	NO
12069031324	MIDDLE	YES

Lake, FLORIDA

Census Tract	Tract Income Class	Minority Tract
Summary Data: Lake		
Number of Census Tracts		75
Number of Minority Tracts		11
Percentage of Minority Tracts		14.67%
Number of Low Income Tracts		5
Percentage of Low Income Tracts		6.67%
Number of Moderate Income Tracts		24
Percentage of Moderate Income Tracts		32.00%
Number of Middle Income Tracts		33
Percentage of Middle Income Tracts		44.00%
Number of Upper Income Tracts		13
Percentage of Upper Income Tracts		17.33%
Number of NA Income Tracts		0
Percentage of NA Income Tracts		0.00%

Lee, FLORIDA

Census Tract	Tract Income Class	Minority Tract
12071000303	MODERATE	YES
12071000304	UPPER	NO
12071000305	MODERATE	YES
12071000306	LOW	YES
12071000401	MODERATE	YES



Lee, FLORIDA

Census Tract	Tract Income Class	Minority Tract
12071000402	MIDDLE	NO
12071000502	MODERATE	YES
12071000503	MODERATE	YES
12071000504	MODERATE	YES
12071000600	LOW	YES
12071000700	MODERATE	YES
12071000800	MIDDLE	NO
12071000900	UPPER	NO
12071001001	MIDDLE	NO
12071001002	MIDDLE	NO
12071001101	LOW	YES
12071001103	MODERATE	NO
12071001104	LOW	YES
12071001203	MODERATE	YES
12071001204	MIDDLE	NO
12071001205	MODERATE	YES
12071001206	MIDDLE	NO
12071001207	UPPER	NO
12071001208	UPPER	NO
12071001209	MIDDLE	NO
12071001300	MODERATE	NO
12071001401	MODERATE	YES
12071001402	UPPER	NO
12071001501	MIDDLE	NO
12071001502	MODERATE	YES
12071001601	MIDDLE	NO
12071001602	MIDDLE	NO

Lee, FLORIDA

Census Tract	Tract Income Class	Minority Tract
12071001701	MIDDLE	NO
12071001705	MIDDLE	NO
12071001706	MIDDLE	NO
12071001708	MODERATE	NO
12071001709	UPPER	NO
12071001710	MIDDLE	NO
12071001711	MODERATE	NO
12071001801	MIDDLE	NO
12071001802	UPPER	NO
12071001903	UPPER	NO
12071001908	MIDDLE	NO
12071001910	MIDDLE	NO
12071001911	MIDDLE	NO
12071001912	MIDDLE	NO
12071001913	MIDDLE	NO
12071001915	UPPER	NO
12071001916	MODERATE	NO
12071001917	MODERATE	YES
12071001918	NA	NO
12071001919	UPPER	NO
12071001920	UPPER	NO
12071001921	MIDDLE	NO
12071001922	MIDDLE	NO
12071001923	UPPER	NO
12071010104	UPPER	NO
12071010106	MIDDLE	NO
12071010107	MIDDLE	NO

Lee, FLORIDA

Census Tract	Tract Income Class	Minority Tract
12071010108	MIDDLE	NO
12071010109	UPPER	NO
12071010110	MIDDLE	NO
12071010111	UPPER	NO
12071010112	MODERATE	NO
12071010113	MIDDLE	NO
12071010203	MIDDLE	YES
12071010205	MIDDLE	YES
12071010206	MIDDLE	NO
12071010207	MIDDLE	NO
12071010208	MIDDLE	NO
12071010209	MIDDLE	NO
12071010210	MIDDLE	NO
12071010302	MIDDLE	NO
12071010303	MIDDLE	NO
12071010305	MIDDLE	NO
12071010306	MODERATE	NO
12071010307	MODERATE	NO
12071010308	MIDDLE	NO
12071010309	MIDDLE	NO
12071010404	MIDDLE	NO
12071010411	MIDDLE	NO
12071010412	MIDDLE	NO
12071010413	MIDDLE	NO
12071010414	MIDDLE	NO
12071010415	MIDDLE	NO
12071010416	UPPER	NO



Lee, FLORIDA

Census Tract	Tract Income Class	Minority Tract
12071010417	MIDDLE	NO
12071010418	MIDDLE	NO
12071010419	MIDDLE	NO
12071010420	UPPER	NO
12071010421	UPPER	NO
12071010422	MIDDLE	NO
12071010423	MIDDLE	NO
12071010501	MIDDLE	NO
12071010503	MIDDLE	NO
12071010504	MIDDLE	NO
12071010601	MIDDLE	NO
12071010602	MODERATE	NO
12071010701	UPPER	NO
12071010702	MIDDLE	NO
12071010801	UPPER	NO
12071010802	MIDDLE	NO
12071010803	MIDDLE	NO
12071020102	MODERATE	NO
12071020103	MIDDLE	NO
12071020104	MIDDLE	NO
12071020201	MIDDLE	NO
12071020202	UPPER	NO
12071020301	MODERATE	NO
12071020302	MODERATE	NO
12071020400	UPPER	NO
12071020501	MODERATE	NO
12071020502	MIDDLE	NO

Lee, FLORIDA

Census Tract	Tract Income Class	Minority Tract
12071020600	MIDDLE	NO
12071020700	MIDDLE	NO
12071020801	MODERATE	NO
12071020802	MODERATE	NO
12071030100	MIDDLE	NO
12071030201	UPPER	NO
12071030202	MODERATE	NO
12071030205	MIDDLE	NO
12071030300	UPPER	NO
12071040108	UPPER	NO
12071040109	MODERATE	YES
12071040110	MIDDLE	NO
12071040111	UPPER	NO
12071040113	UPPER	NO
12071040117	UPPER	NO
12071040118	UPPER	NO
12071040120	MIDDLE	YES
12071040121	MODERATE	YES
12071040122	MODERATE	YES
12071040123	UPPER	NO
12071040124	MIDDLE	YES
12071040125	MIDDLE	YES
12071040126	MIDDLE	YES
12071040127	MIDDLE	YES
12071040128	UPPER	NO
12071040129	MIDDLE	NO
12071040130	MIDDLE	NO

Lee, FLORIDA

Census Tract	Tract Income Class	Minority Tract
12071040131	UPPER	NO
12071040132	UPPER	NO
12071040133	UPPER	NO
12071040134	MODERATE	NO
12071040135	UPPER	NO
12071040136	UPPER	NO
12071040137	UPPER	NO
12071040138	UPPER	NO
12071040139	NA	NO
12071040205	MODERATE	YES
12071040206	MIDDLE	NO
12071040207	MIDDLE	NO
12071040208	MODERATE	YES
12071040209	MIDDLE	NO
12071040210	MODERATE	YES
12071040211	MIDDLE	YES
12071040212	MODERATE	YES
12071040301	MODERATE	YES
12071040302	MODERATE	YES
12071040303	MODERATE	YES
12071040304	MODERATE	YES
12071040305	LOW	YES
12071040308	MODERATE	YES
12071040310	MIDDLE	YES
12071040311	MODERATE	YES
12071040312	MIDDLE	YES
12071040313	MODERATE	YES



Lee, FLORIDA

Census Tract	Tract Income Class	Minority Tract
12071040314	MODERATE	YES
12071040315	MIDDLE	YES
12071040316	MODERATE	YES
12071050103	MIDDLE	NO
12071050104	MIDDLE	NO
12071050105	UPPER	NO
12071050106	MIDDLE	NO
12071050204	UPPER	NO
12071050205	MIDDLE	NO
12071050206	MIDDLE	NO
12071050207	UPPER	NO
12071050208	MIDDLE	NO
12071050210	UPPER	NO
12071050211	MIDDLE	NO
12071050212	MIDDLE	NO
12071050213	UPPER	NO
12071050305	UPPER	NO
12071050306	MIDDLE	NO
12071050311	UPPER	NO
12071050312	MIDDLE	NO
12071050315	UPPER	NO
12071050316	UPPER	NO
12071050317	MODERATE	NO
12071050318	UPPER	NO
12071050319	UPPER	NO
12071050320	MIDDLE	NO
12071050321	UPPER	NO

Lee, FLORIDA

Census Tract	Tract Income Class	Minority Tract
12071050322	UPPER	NO
12071050323	UPPER	NO
12071050324	UPPER	NO
12071050325	UPPER	NO
12071050401	MIDDLE	NO
12071050402	MIDDLE	NO
12071050501	MIDDLE	NO
12071050502	MIDDLE	NO
12071050601	UPPER	NO
12071050603	MIDDLE	NO
12071050604	UPPER	NO
12071060101	MODERATE	NO
12071060102	UPPER	NO
12071060201	UPPER	NO
12071060202	UPPER	NO
12071060203	UPPER	NO
12071060300	UPPER	NO
12071070101	MODERATE	NO
12071070102	UPPER	NO
12071070201	MIDDLE	NO
12071070202	MIDDLE	NO
12071080100	NA	NO
12071080202	UPPER	NO
12071080203	UPPER	NO
12071080204	UPPER	NO
12071080300	MIDDLE	NO
12071090100	UPPER	NO

Lee, FLORIDA

Census Tract	Tract Income Class	Minority Tract
12071980000	NA	NO
12071990000	NA	NO

Summary Data: Lee

Number of Census Tracts	223
Number of Minority Tracts	44
Percentage of Minority Tracts	19.73%
Number of Low Income Tracts	5
Percentage of Low Income Tracts	2.24%
Number of Moderate Income Tracts	48
Percentage of Moderate Income Tracts	21.52%
Number of Middle Income Tracts	99
Percentage of Middle Income Tracts	44.39%
Number of Upper Income Tracts	66
Percentage of Upper Income Tracts	29.60%
Number of NA Income Tracts	5
Percentage of NA Income Tracts	2.24%

Leon, FLORIDA

Census Tract	Tract Income Class	Minority Tract
12073000200	MIDDLE	NO
12073000301	UPPER	NO
12073000302	MIDDLE	NO



Leon, FLORIDA

Census Tract	Tract Income Class	Minority Tract
12073000303	MODERATE	YES
12073000400	LOW	YES
12073000501	NA	NO
12073000502	NA	YES
12073000600	MODERATE	YES
12073000700	MIDDLE	NO
12073000800	MIDDLE	NO
12073000903	MODERATE	YES
12073000904	MIDDLE	NO
12073000905	MIDDLE	YES
12073000906	MIDDLE	NO
12073000907	MIDDLE	NO
12073001001	LOW	YES
12073001002	MODERATE	YES
12073001101	LOW	YES
12073001102	MODERATE	YES
12073001200	LOW	YES
12073001300	NA	NO
12073001401	LOW	YES
12073001402	LOW	YES
12073001500	MODERATE	NO
12073001601	MIDDLE	YES
12073001602	UPPER	NO
12073001701	UPPER	NO
12073001702	UPPER	NO
12073001801	MODERATE	YES
12073001803	NA	YES

Leon, FLORIDA

Census Tract	Tract Income Class	Minority Tract
12073001804	MODERATE	YES
12073001901	LOW	YES
12073001902	LOW	YES
12073002003	LOW	YES
12073002005	NA	NO
12073002006	LOW	NO
12073002007	LOW	YES
12073002008	MODERATE	YES
12073002101	MODERATE	YES
12073002103	LOW	YES
12073002105	MODERATE	YES
12073002106	LOW	YES
12073002201	MIDDLE	YES
12073002205	MIDDLE	YES
12073002206	MIDDLE	NO
12073002207	MODERATE	NO
12073002208	MIDDLE	NO
12073002302	MIDDLE	NO
12073002303	MIDDLE	YES
12073002304	MIDDLE	YES
12073002403	MIDDLE	NO
12073002410	UPPER	NO
12073002411	UPPER	NO
12073002413	UPPER	NO
12073002414	UPPER	NO
12073002415	UPPER	NO
12073002416	UPPER	NO

Leon, FLORIDA

Census Tract	Tract Income Class	Minority Tract
12073002418	UPPER	NO
12073002419	UPPER	NO
12073002420	UPPER	NO
12073002421	UPPER	NO
12073002422	UPPER	NO
12073002423	UPPER	NO
12073002505	MIDDLE	NO
12073002507	UPPER	NO
12073002509	MODERATE	YES
12073002511	UPPER	NO
12073002512	UPPER	NO
12073002513	UPPER	NO
12073002514	UPPER	NO
12073002515	UPPER	NO
12073002516	MIDDLE	NO
12073002517	UPPER	NO
12073002603	MODERATE	YES
12073002604	MIDDLE	NO
12073002605	UPPER	NO
12073002606	UPPER	NO
12073002701	MIDDLE	YES
12073002702	MIDDLE	NO



Leon, FLORIDA

Census Tract	Tract Income Class	Minority Tract
Summary Data: Leon		
Number of Census Tracts		79
Number of Minority Tracts		33
Percentage of Minority Tracts		41.77%
Number of Low Income Tracts		13
Percentage of Low Income Tracts		16.46%
Number of Moderate Income Tracts		14
Percentage of Moderate Income Tracts		17.72%
Number of Middle Income Tracts		22
Percentage of Middle Income Tracts		27.85%
Number of Upper Income Tracts		25
Percentage of Upper Income Tracts		31.65%
Number of NA Income Tracts		5
Percentage of NA Income Tracts		6.33%

Levy, FLORIDA

Census Tract	Tract Income Class	Minority Tract
12075970101	MIDDLE	NO
12075970103	MODERATE	NO
12075970104	MIDDLE	NO
12075970200	MODERATE	NO
12075970301	MODERATE	NO

Levy, FLORIDA

Census Tract	Tract Income Class	Minority Tract
12075970303	MODERATE	NO
12075970304	LOW	NO
12075970400	MODERATE	NO
12075970501	MODERATE	NO
12075970502	MIDDLE	NO
12075970600	MODERATE	NO
12075970700	MODERATE	NO
12075990000	NA	NO

Summary Data: Levy

Number of Census Tracts	13
Number of Minority Tracts	0
Percentage of Minority Tracts	0.00%
Number of Low Income Tracts	1
Percentage of Low Income Tracts	7.69%
Number of Moderate Income Tracts	8
Percentage of Moderate Income Tracts	61.54%
Number of Middle Income Tracts	3
Percentage of Middle Income Tracts	23.08%
Number of Upper Income Tracts	0
Percentage of Upper Income Tracts	0.00%
Number of NA Income Tracts	1
Percentage of NA Income Tracts	7.69%

Liberty, FLORIDA

Census Tract	Tract Income Class	Minority Tract
12077950100	MIDDLE	NO
12077950201	MODERATE	NO
12077950202	MIDDLE	NO
12077980000	NA	YES

Summary Data: Liberty

Number of Census Tracts	4
Number of Minority Tracts	1
Percentage of Minority Tracts	25.00%
Number of Low Income Tracts	0
Percentage of Low Income Tracts	0.00%
Number of Moderate Income Tracts	1
Percentage of Moderate Income Tracts	25.00%
Number of Middle Income Tracts	2
Percentage of Middle Income Tracts	50.00%
Number of Upper Income Tracts	0
Percentage of Upper Income Tracts	0.00%
Number of NA Income Tracts	1
Percentage of NA Income Tracts	25.00%

Madison, FLORIDA

Census Tract	Tract Income Class	Minority Tract
12079110100	MIDDLE	NO

Madison, FLORIDA

Census Tract	Tract Income Class	Minority Tract
12079110200	MODERATE	NO
12079110301	MIDDLE	NO
12079110302	MODERATE	YES
12079110400	MIDDLE	NO

Summary Data: Madison

Number of Census Tracts	5
Number of Minority Tracts	1
Percentage of Minority Tracts	20.00%
Number of Low Income Tracts	0
Percentage of Low Income Tracts	0.00%
Number of Moderate Income Tracts	2
Percentage of Moderate Income Tracts	40.00%
Number of Middle Income Tracts	3
Percentage of Middle Income Tracts	60.00%
Number of Upper Income Tracts	0
Percentage of Upper Income Tracts	0.00%
Number of NA Income Tracts	0
Percentage of NA Income Tracts	0.00%

Manatee, FLORIDA

Census Tract	Tract Income Class	Minority Tract
12081000101	MIDDLE	NO

Manatee, FLORIDA

Census Tract	Tract Income Class	Minority Tract
12081000103	MODERATE	YES
12081000105	LOW	YES
12081000106	MODERATE	YES
12081000201	MODERATE	NO
12081000203	MODERATE	NO
12081000204	MODERATE	NO
12081000304	MODERATE	NO
12081000305	MODERATE	YES
12081000307	MODERATE	YES
12081000309	MODERATE	YES
12081000310	MODERATE	YES
12081000311	MODERATE	NO
12081000312	MIDDLE	NO
12081000313	LOW	YES
12081000314	LOW	YES
12081000403	UPPER	NO
12081000405	MIDDLE	NO
12081000406	MIDDLE	NO
12081000407	MIDDLE	NO
12081000409	MIDDLE	NO
12081000410	MODERATE	NO
12081000501	MIDDLE	NO
12081000503	UPPER	NO
12081000504	MODERATE	NO
12081000601	MODERATE	NO
12081000603	MODERATE	NO
12081000604	MODERATE	NO

Manatee, FLORIDA

Census Tract	Tract Income Class	Minority Tract
12081000703	MODERATE	YES
12081000704	MODERATE	YES
12081000705	MODERATE	YES
12081000804	MIDDLE	NO
12081000805	MIDDLE	NO
12081000808	MIDDLE	NO
12081000809	UPPER	NO
12081000810	UPPER	NO
12081000811	LOW	YES
12081000812	MIDDLE	NO
12081000813	MIDDLE	NO
12081000814	MIDDLE	NO
12081000901	MIDDLE	NO
12081000902	MIDDLE	NO
12081001001	MODERATE	NO
12081001002	MIDDLE	NO
12081001104	MODERATE	NO
12081001105	MIDDLE	NO
12081001106	MODERATE	NO
12081001107	MODERATE	NO
12081001108	MIDDLE	NO
12081001202	MIDDLE	NO
12081001203	MIDDLE	NO
12081001204	UPPER	NO
12081001300	MIDDLE	NO
12081001402	MIDDLE	NO
12081001404	UPPER	NO



Manatee, FLORIDA

Census Tract	Tract Income Class	Minority Tract
12081001405	MIDDLE	NO
12081001406	MODERATE	NO
12081001501	MODERATE	YES
12081001502	MODERATE	YES
12081001602	MIDDLE	NO
12081001603	MIDDLE	NO
12081001604	MODERATE	NO
12081001701	MIDDLE	NO
12081001705	UPPER	NO
12081001801	MIDDLE	NO
12081001802	UPPER	NO
12081001904	MODERATE	NO
12081001907	MIDDLE	NO
12081001908	MIDDLE	NO
12081001909	MIDDLE	NO
12081001910	UPPER	NO
12081001911	MIDDLE	NO
12081001913	UPPER	NO
12081001914	UPPER	NO
12081001915	UPPER	NO
12081001916	UPPER	NO
12081002003	MIDDLE	NO
12081002005	UPPER	NO
12081002008	UPPER	NO
12081002010	MIDDLE	NO
12081002011	MIDDLE	NO
12081002012	MIDDLE	NO

Manatee, FLORIDA

Census Tract	Tract Income Class	Minority Tract
12081002014	UPPER	NO
12081002016	UPPER	NO
12081002017	UPPER	NO
12081002018	UPPER	NO
12081002019	UPPER	NO
12081002020	MIDDLE	NO
12081002021	UPPER	NO
12081002022	UPPER	NO
12081002023	UPPER	NO
12081002024	UPPER	NO
12081002025	UPPER	NO
12081990000	NA	NO

Manatee, FLORIDA

Census Tract	Tract Income Class	Minority Tract
Summary Data: Manatee		
Number of Census Tracts		94
Number of Minority Tracts		15
Percentage of Minority Tracts		15.96%
Number of Low Income Tracts		4
Percentage of Low Income Tracts		4.26%
Number of Moderate Income Tracts		28
Percentage of Moderate Income Tracts		29.79%
Number of Middle Income Tracts		36
Percentage of Middle Income Tracts		38.30%
Number of Upper Income Tracts		25
Percentage of Upper Income Tracts		26.60%
Number of NA Income Tracts		1
Percentage of NA Income Tracts		1.06%

Marion, FLORIDA

Census Tract	Tract Income Class	Minority Tract
12083000101	UPPER	NO
12083000102	MIDDLE	NO
12083000201	MIDDLE	NO
12083000202	MIDDLE	NO
12083000203	MIDDLE	NO



Marion, FLORIDA

Census Tract	Tract Income Class	Minority Tract
12083000302	MODERATE	NO
12083000303	UPPER	NO
12083000304	UPPER	NO
12083000401	UPPER	NO
12083000402	MODERATE	NO
12083000501	MIDDLE	NO
12083000502	MODERATE	NO
12083000601	MODERATE	NO
12083000604	MIDDLE	NO
12083000605	MIDDLE	NO
12083000606	MIDDLE	NO
12083000607	MODERATE	NO
12083000703	MODERATE	NO
12083000704	MIDDLE	NO
12083000705	NA	NO
12083000706	UPPER	NO
12083000707	MODERATE	NO
12083000803	MIDDLE	NO
12083000804	NA	NO
12083000805	MIDDLE	NO
12083000806	UPPER	NO
12083000807	UPPER	NO
12083000808	UPPER	NO
12083000809	MIDDLE	NO
12083000810	MIDDLE	NO
12083000811	MIDDLE	NO
12083000901	MIDDLE	NO

Marion, FLORIDA

Census Tract	Tract Income Class	Minority Tract
12083000903	MIDDLE	NO
12083000904	MODERATE	NO
12083001003	MODERATE	NO
12083001005	MIDDLE	YES
12083001007	MIDDLE	NO
12083001008	MIDDLE	NO
12083001009	MIDDLE	NO
12083001010	MIDDLE	NO
12083001011	MIDDLE	NO
12083001012	MIDDLE	YES
12083001013	MIDDLE	YES
12083001102	MIDDLE	NO
12083001103	MIDDLE	NO
12083001105	MIDDLE	NO
12083001106	MODERATE	NO
12083001204	MIDDLE	YES
12083001205	MIDDLE	NO
12083001206	MIDDLE	YES
12083001208	MIDDLE	NO
12083001209	UPPER	NO
12083001210	MIDDLE	NO
12083001211	MIDDLE	YES
12083001301	MODERATE	NO
12083001302	MIDDLE	NO
12083001401	MODERATE	YES
12083001403	MIDDLE	NO
12083001404	MIDDLE	NO

Marion, FLORIDA

Census Tract	Tract Income Class	Minority Tract
12083001500	MODERATE	YES
12083001600	MODERATE	NO
12083001700	LOW	YES
12083001800	MODERATE	YES
12083001900	MIDDLE	NO
12083002001	MIDDLE	NO
12083002002	MODERATE	NO
12083002100	UPPER	NO
12083002201	MIDDLE	NO
12083002202	UPPER	NO
12083002203	UPPER	NO
12083002302	UPPER	NO
12083002303	MODERATE	NO
12083002304	UPPER	NO
12083002401	MIDDLE	NO
12083002402	UPPER	NO
12083002503	MIDDLE	NO
12083002504	MIDDLE	NO
12083002505	UPPER	NO
12083002506	UPPER	NO
12083002507	MIDDLE	YES
12083002602	MODERATE	NO
12083002604	MIDDLE	NO
12083002605	MIDDLE	NO
12083002607	MIDDLE	NO
12083002608	UPPER	NO
12083002609	MIDDLE	NO



Marion, FLORIDA

Census Tract	Tract Income Class	Minority Tract
12083002610	MIDDLE	NO
12083002703	MODERATE	NO
12083002704	MIDDLE	NO
12083002705	MIDDLE	NO
12083002706	MIDDLE	NO
12083980000	NA	NO
12083980100	NA	NO

Summary Data: Marion

Number of Census Tracts	93
Number of Minority Tracts	11
Percentage of Minority Tracts	11.83%
Number of Low Income Tracts	1
Percentage of Low Income Tracts	1.08%
Number of Moderate Income Tracts	19
Percentage of Moderate Income Tracts	20.43%
Number of Middle Income Tracts	51
Percentage of Middle Income Tracts	54.84%
Number of Upper Income Tracts	18
Percentage of Upper Income Tracts	19.35%
Number of NA Income Tracts	4
Percentage of NA Income Tracts	4.30%

Martin, FLORIDA

Census Tract	Tract Income Class	Minority Tract
12085000100	UPPER	NO
12085000200	UPPER	NO
12085000300	MIDDLE	NO
12085000400	UPPER	NO
12085000501	MIDDLE	NO
12085000502	UPPER	NO
12085000603	UPPER	NO
12085000604	UPPER	NO
12085000606	UPPER	NO
12085000607	UPPER	NO
12085000610	UPPER	NO
12085000701	UPPER	NO
12085000702	MODERATE	NO
12085000800	MIDDLE	YES
12085000901	UPPER	NO
12085000902	MIDDLE	NO
12085001000	MODERATE	NO
12085001103	MIDDLE	NO
12085001105	UPPER	NO
12085001106	UPPER	NO
12085001107	MIDDLE	NO
12085001108	UPPER	NO
12085001200	LOW	YES
12085001301	MIDDLE	YES
12085001302	UPPER	NO
12085001404	MIDDLE	NO
12085001406	UPPER	NO

Martin, FLORIDA

Census Tract	Tract Income Class	Minority Tract
12085001407	MIDDLE	NO
12085001408	MODERATE	NO
12085001409	MIDDLE	NO
12085001410	MIDDLE	NO
12085001500	UPPER	NO
12085001601	UPPER	NO
12085001602	UPPER	NO
12085001701	UPPER	NO
12085001702	NA	NO
12085001703	UPPER	NO
12085001803	NA	YES
12085001804	MODERATE	YES
12085001805	MODERATE	YES
12085001806	MIDDLE	YES
12085990000	NA	NO
12085990100	NA	NO

Martin, FLORIDA

Census Tract	Tract Income Class	Minority Tract
Summary Data: Martin		
Number of Census Tracts		43
Number of Minority Tracts		7
Percentage of Minority Tracts		16.28%
Number of Low Income Tracts		1
Percentage of Low Income Tracts		2.33%
Number of Moderate Income Tracts		5
Percentage of Moderate Income Tracts		11.63%
Number of Middle Income Tracts		12
Percentage of Middle Income Tracts		27.91%
Number of Upper Income Tracts		21
Percentage of Upper Income Tracts		48.84%
Number of NA Income Tracts		4
Percentage of NA Income Tracts		9.30%

Miami-Dade, FLORIDA

Census Tract	Tract Income Class	Minority Tract
12086000107	UPPER	YES
12086000109	MIDDLE	YES
12086000115	UPPER	NO
12086000118	UPPER	NO
12086000120	UPPER	YES

Miami-Dade, FLORIDA

Census Tract	Tract Income Class	Minority Tract
12086000121	UPPER	NO
12086000122	UPPER	NO
12086000123	UPPER	NO
12086000124	MODERATE	YES
12086000125	MIDDLE	NO
12086000126	MIDDLE	NO
12086000127	UPPER	YES
12086000128	UPPER	YES
12086000129	UPPER	NO
12086000130	UPPER	NO
12086000131	UPPER	YES
12086000132	MIDDLE	YES
12086000134	UPPER	YES
12086000140	MIDDLE	YES
12086000141	NA	YES
12086000142	UPPER	NO
12086000143	UPPER	NO
12086000144	NA	YES
12086000145	UPPER	NO
12086000146	UPPER	NO
12086000204	MIDDLE	YES
12086000206	MODERATE	YES
12086000211	MIDDLE	YES
12086000212	MODERATE	YES
12086000213	MIDDLE	YES
12086000215	MODERATE	YES
12086000216	MIDDLE	YES

Miami-Dade, FLORIDA

Census Tract	Tract Income Class	Minority Tract
12086000218	MODERATE	YES
12086000219	MODERATE	YES
12086000220	MODERATE	YES
12086000221	MIDDLE	YES
12086000222	MODERATE	YES
12086000223	MODERATE	YES
12086000224	LOW	YES
12086000225	MODERATE	YES
12086000226	UPPER	NO
12086000227	MIDDLE	YES
12086000228	MODERATE	YES
12086000302	MIDDLE	YES
12086000306	MODERATE	YES
12086000307	MIDDLE	YES
12086000308	MIDDLE	YES
12086000309	MODERATE	YES
12086000310	MODERATE	YES
12086000311	MIDDLE	YES
12086000312	MODERATE	YES
12086000402	MODERATE	YES
12086000405	MIDDLE	YES
12086000408	MODERATE	YES
12086000409	MIDDLE	YES
12086000410	MIDDLE	YES
12086000411	MODERATE	YES
12086000413	MIDDLE	YES
12086000414	MODERATE	YES



Miami-Dade, FLORIDA

Census Tract	Tract Income Class	Minority Tract
12086000415	MIDDLE	YES
12086000416	MODERATE	YES
12086000417	MODERATE	YES
12086000418	MODERATE	YES
12086000419	MIDDLE	YES
12086000420	MODERATE	YES
12086000504	MODERATE	YES
12086000505	MODERATE	YES
12086000506	MODERATE	YES
12086000507	MIDDLE	YES
12086000508	LOW	YES
12086000509	MIDDLE	YES
12086000601	MIDDLE	YES
12086000602	MODERATE	YES
12086000603	MIDDLE	YES
12086000605	UPPER	YES
12086000607	MODERATE	YES
12086000609	MODERATE	YES
12086000610	MODERATE	YES
12086000611	LOW	YES
12086000612	UPPER	YES
12086000705	MODERATE	YES
12086000710	LOW	YES
12086000711	MODERATE	YES
12086000712	MODERATE	YES
12086000713	MIDDLE	YES
12086000714	MODERATE	YES

Miami-Dade, FLORIDA

Census Tract	Tract Income Class	Minority Tract
12086000715	MODERATE	YES
12086000716	MIDDLE	YES
12086000717	MIDDLE	YES
12086000718	MODERATE	YES
12086000719	LOW	YES
12086000720	MODERATE	YES
12086000804	MODERATE	YES
12086000805	MODERATE	YES
12086000806	MODERATE	YES
12086000807	MODERATE	YES
12086000808	MIDDLE	YES
12086000903	MODERATE	YES
12086000904	MIDDLE	YES
12086000905	MIDDLE	YES
12086000906	NA	YES
12086000907	MIDDLE	YES
12086000908	MODERATE	YES
12086001003	MIDDLE	YES
12086001004	MODERATE	YES
12086001005	MODERATE	YES
12086001006	MIDDLE	YES
12086001007	MODERATE	YES
12086001008	MIDDLE	YES
12086001101	MIDDLE	YES
12086001102	UPPER	YES
12086001103	MODERATE	YES
12086001104	UPPER	YES

Miami-Dade, FLORIDA

Census Tract	Tract Income Class	Minority Tract
12086001204	MIDDLE	YES
12086001205	UPPER	YES
12086001206	UPPER	YES
12086001207	MIDDLE	YES
12086001208	NA	YES
12086001209	MODERATE	YES
12086001301	MODERATE	YES
12086001302	MIDDLE	YES
12086001401	LOW	YES
12086001402	MODERATE	YES
12086001501	LOW	YES
12086001502	MODERATE	YES
12086001603	MIDDLE	YES
12086001605	LOW	YES
12086001606	MODERATE	YES
12086001607	UPPER	YES
12086001608	MIDDLE	YES
12086001701	MODERATE	YES
12086001702	MODERATE	YES
12086001704	LOW	YES
12086001705	MIDDLE	YES
12086001801	MODERATE	YES
12086001802	LOW	YES
12086001803	MODERATE	YES
12086001901	LOW	YES
12086001903	MODERATE	YES
12086001904	LOW	YES



Miami-Dade, FLORIDA

Census Tract	Tract Income Class	Minority Tract
12086002001	LOW	YES
12086002003	LOW	YES
12086002004	MODERATE	YES
12086002100	UPPER	YES
12086002201	MIDDLE	YES
12086002202	MODERATE	YES
12086002300	MODERATE	YES
12086002402	MODERATE	YES
12086002403	MODERATE	YES
12086002404	MODERATE	YES
12086002501	MODERATE	YES
12086002502	MODERATE	YES
12086002600	MIDDLE	YES
12086002702	MIDDLE	YES
12086002705	MIDDLE	YES
12086002707	UPPER	YES
12086002708	MIDDLE	YES
12086002709	UPPER	YES
12086002710	MIDDLE	YES
12086002800	MODERATE	YES
12086002900	MODERATE	YES
12086003001	MODERATE	YES
12086003004	MODERATE	YES
12086003005	LOW	YES
12086003006	MODERATE	YES
12086003100	MODERATE	YES
12086003400	MODERATE	YES

Miami-Dade, FLORIDA

Census Tract	Tract Income Class	Minority Tract
12086003603	MODERATE	YES
12086003604	MODERATE	YES
12086003605	LOW	YES
12086003606	LOW	YES
12086003607	MODERATE	YES
12086003703	UPPER	YES
12086003704	MIDDLE	YES
12086003705	NA	YES
12086003706	NA	YES
12086003707	UPPER	YES
12086003708	UPPER	YES
12086003709	MIDDLE	YES
12086003710	UPPER	YES
12086003801	UPPER	YES
12086003803	UPPER	NO
12086003804	UPPER	YES
12086003906	UPPER	NO
12086003909	UPPER	YES
12086003911	MODERATE	YES
12086003912	MIDDLE	YES
12086003913	MODERATE	YES
12086003914	MIDDLE	YES
12086003915	MIDDLE	YES
12086003916	MIDDLE	YES
12086003917	MIDDLE	YES
12086003918	UPPER	YES
12086003919	UPPER	YES

Miami-Dade, FLORIDA

Census Tract	Tract Income Class	Minority Tract
12086003921	UPPER	YES
12086003922	UPPER	YES
12086004000	UPPER	NO
12086004102	UPPER	NO
12086004103	MIDDLE	YES
12086004105	UPPER	YES
12086004106	UPPER	NO
12086004204	MODERATE	YES
12086004205	MIDDLE	YES
12086004206	UPPER	YES
12086004207	MIDDLE	NO
12086004208	UPPER	YES
12086004301	MIDDLE	NO
12086004303	MODERATE	YES
12086004304	UPPER	YES
12086004403	MODERATE	YES
12086004404	MODERATE	YES
12086004405	MIDDLE	YES
12086004406	UPPER	NO
12086004500	UPPER	NO
12086004602	UPPER	YES
12086004605	UPPER	YES
12086004607	UPPER	YES
12086004608	UPPER	YES
12086004701	UPPER	YES
12086004703	UPPER	YES
12086004704	MIDDLE	YES



Miami-Dade, FLORIDA

Census Tract	Tract Income Class	Minority Tract
12086004705	UPPER	YES
12086004901	MODERATE	YES
12086004903	MODERATE	YES
12086004904	MIDDLE	YES
12086005002	MODERATE	YES
12086005003	MIDDLE	YES
12086005004	MODERATE	YES
12086005102	MIDDLE	YES
12086005103	MODERATE	YES
12086005104	MODERATE	YES
12086005201	MODERATE	YES
12086005202	MODERATE	YES
12086005303	LOW	YES
12086005304	LOW	YES
12086005305	MODERATE	YES
12086005306	MODERATE	YES
12086005403	LOW	YES
12086005405	MODERATE	YES
12086005406	MODERATE	YES
12086005407	MODERATE	YES
12086005409	LOW	YES
12086005410	MODERATE	YES
12086005503	MIDDLE	YES
12086005504	MODERATE	YES
12086005505	MODERATE	YES
12086005506	MODERATE	YES
12086005600	MIDDLE	YES

Miami-Dade, FLORIDA

Census Tract	Tract Income Class	Minority Tract
12086005701	MIDDLE	YES
12086005705	MODERATE	YES
12086005706	MIDDLE	YES
12086005707	LOW	YES
12086005708	MODERATE	YES
12086005803	MIDDLE	YES
12086005804	MODERATE	YES
12086005805	UPPER	YES
12086005806	MIDDLE	YES
12086005901	MIDDLE	YES
12086005902	MIDDLE	YES
12086005903	MODERATE	YES
12086005904	MIDDLE	YES
12086006002	UPPER	YES
12086006003	UPPER	YES
12086006004	UPPER	YES
12086006103	UPPER	YES
12086006104	UPPER	YES
12086006105	UPPER	YES
12086006106	UPPER	YES
12086006201	MODERATE	YES
12086006203	UPPER	YES
12086006205	MIDDLE	YES
12086006206	UPPER	YES
12086006302	MIDDLE	YES
12086006303	MODERATE	YES
12086006304	MODERATE	YES

Miami-Dade, FLORIDA

Census Tract	Tract Income Class	Minority Tract
12086006401	MIDDLE	YES
12086006402	MODERATE	YES
12086006403	MODERATE	YES
12086006501	MIDDLE	YES
12086006503	MIDDLE	YES
12086006504	UPPER	YES
12086006603	MODERATE	YES
12086006604	LOW	YES
12086006605	NA	YES
12086006606	MIDDLE	YES
12086006607	MODERATE	YES
12086006608	UPPER	YES
12086006705	UPPER	YES
12086006706	UPPER	YES
12086006707	UPPER	YES
12086006709	UPPER	YES
12086006713	UPPER	YES
12086006714	UPPER	YES
12086006715	NA	YES
12086006716	NA	YES
12086006717	UPPER	YES
12086006718	UPPER	YES
12086006719	UPPER	YES
12086006720	UPPER	YES
12086006721	UPPER	YES
12086006722	UPPER	YES
12086006801	UPPER	NO



Miami-Dade, FLORIDA

Census Tract	Tract Income Class	Minority Tract
12086006802	UPPER	YES
12086006901	MIDDLE	YES
12086006902	UPPER	YES
12086007003	MIDDLE	YES
12086007004	MIDDLE	YES
12086007005	MODERATE	YES
12086007006	MODERATE	YES
12086007007	MIDDLE	YES
12086007101	NA	YES
12086007103	NA	NO
12086007104	UPPER	YES
12086007200	MIDDLE	YES
12086007300	UPPER	NO
12086007401	UPPER	YES
12086007402	UPPER	YES
12086007403	UPPER	YES
12086007501	UPPER	YES
12086007503	UPPER	YES
12086007601	UPPER	YES
12086007603	MODERATE	YES
12086007605	MIDDLE	YES
12086007607	UPPER	YES
12086007608	UPPER	YES
12086007609	UPPER	YES
12086007610	UPPER	YES
12086007704	UPPER	YES
12086007705	MIDDLE	YES

Miami-Dade, FLORIDA

Census Tract	Tract Income Class	Minority Tract
12086007706	UPPER	YES
12086007707	NA	YES
12086007708	MIDDLE	YES
12086007709	UPPER	YES
12086007801	UPPER	YES
12086007805	UPPER	YES
12086007806	UPPER	YES
12086007807	UPPER	YES
12086007808	UPPER	YES
12086007809	MIDDLE	YES
12086007901	UPPER	YES
12086007902	UPPER	YES
12086008000	UPPER	YES
12086008101	UPPER	YES
12086008102	UPPER	YES
12086008202	UPPER	YES
12086008205	UPPER	YES
12086008206	UPPER	YES
12086008207	UPPER	YES
12086008208	UPPER	YES
12086008209	UPPER	YES
12086008305	UPPER	YES
12086008308	MIDDLE	YES
12086008309	MODERATE	YES
12086008310	MIDDLE	YES
12086008311	UPPER	YES
12086008312	MODERATE	YES

Miami-Dade, FLORIDA

Census Tract	Tract Income Class	Minority Tract
12086008313	MIDDLE	YES
12086008314	MIDDLE	YES
12086008315	MIDDLE	YES
12086008409	UPPER	YES
12086008415	UPPER	YES
12086008416	UPPER	YES
12086008418	UPPER	YES
12086008419	MIDDLE	YES
12086008420	UPPER	YES
12086008421	UPPER	YES
12086008422	UPPER	YES
12086008423	UPPER	YES
12086008424	MIDDLE	YES
12086008425	NA	YES
12086008426	UPPER	YES
12086008427	UPPER	YES
12086008428	UPPER	YES
12086008429	UPPER	YES
12086008430	MIDDLE	YES
12086008431	UPPER	YES
12086008502	UPPER	YES
12086008503	MODERATE	YES
12086008504	UPPER	YES
12086008601	UPPER	YES
12086008603	UPPER	YES
12086008604	UPPER	YES
12086008702	UPPER	YES



Miami-Dade, FLORIDA

Census Tract	Tract Income Class	Minority Tract
12086008703	MIDDLE	YES
12086008704	UPPER	YES
12086008805	MODERATE	YES
12086008806	MIDDLE	YES
12086008807	UPPER	YES
12086008808	MIDDLE	YES
12086008809	UPPER	YES
12086008810	MIDDLE	YES
12086008904	NA	YES
12086008906	MIDDLE	YES
12086008907	MIDDLE	YES
12086008908	UPPER	YES
12086008909	MODERATE	YES
12086008910	UPPER	YES
12086008911	UPPER	YES
12086009010	UPPER	YES
12086009014	UPPER	YES
12086009015	MIDDLE	YES
12086009020	MODERATE	YES
12086009021	MODERATE	YES
12086009022	MIDDLE	YES
12086009024	MIDDLE	YES
12086009026	MODERATE	YES
12086009027	MIDDLE	YES
12086009028	MIDDLE	YES
12086009029	MIDDLE	YES
12086009030	MIDDLE	YES

Miami-Dade, FLORIDA

Census Tract	Tract Income Class	Minority Tract
12086009031	MODERATE	YES
12086009039	UPPER	YES
12086009040	UPPER	YES
12086009043	UPPER	YES
12086009044	MIDDLE	YES
12086009048	UPPER	YES
12086009049	MIDDLE	YES
12086009050	MIDDLE	YES
12086009051	MIDDLE	YES
12086009052	MIDDLE	YES
12086009053	UPPER	YES
12086009054	MIDDLE	YES
12086009055	MIDDLE	YES
12086009056	MIDDLE	YES
12086009057	MIDDLE	YES
12086009058	UPPER	YES
12086009059	MIDDLE	YES
12086009060	UPPER	YES
12086009061	MODERATE	YES
12086009062	MIDDLE	YES
12086009063	MODERATE	YES
12086009064	MIDDLE	YES
12086009065	MIDDLE	YES
12086009066	MIDDLE	YES
12086009101	MODERATE	YES
12086009102	MODERATE	YES
12086009200	MIDDLE	YES

Miami-Dade, FLORIDA

Census Tract	Tract Income Class	Minority Tract
12086009305	UPPER	YES
12086009312	MIDDLE	YES
12086009314	MODERATE	YES
12086009315	MODERATE	YES
12086009316	MIDDLE	YES
12086009317	MODERATE	YES
12086009318	MIDDLE	YES
12086009319	UPPER	YES
12086009320	MODERATE	YES
12086009321	NA	YES
12086009322	LOW	YES
12086009323	MODERATE	YES
12086009324	MODERATE	YES
12086009325	MIDDLE	YES
12086009326	MODERATE	YES
12086009327	NA	YES
12086009401	MIDDLE	YES
12086009402	MIDDLE	YES
12086009503	MIDDLE	YES
12086009504	UPPER	YES
12086009505	MODERATE	YES
12086009506	MODERATE	YES
12086009601	MODERATE	YES
12086009602	MODERATE	YES
12086009703	UPPER	NO
12086009704	UPPER	YES
12086009705	MODERATE	YES



Miami-Dade, FLORIDA

Census Tract	Tract Income Class	Minority Tract
12086009706	MODERATE	YES
12086009803	MIDDLE	YES
12086009804	UPPER	YES
12086009806	MIDDLE	YES
12086009809	UPPER	YES
12086009810	MIDDLE	YES
12086009811	MODERATE	YES
12086009812	UPPER	YES
12086009903	UPPER	YES
12086009904	MODERATE	YES
12086009905	MIDDLE	YES
12086009906	MIDDLE	YES
12086009907	UPPER	YES
12086009908	MODERATE	YES
12086009909	MIDDLE	YES
12086010010	MIDDLE	YES
12086010012	MIDDLE	YES
12086010013	MIDDLE	YES
12086010015	MODERATE	YES
12086010016	MIDDLE	YES
12086010017	MIDDLE	YES
12086010018	MODERATE	YES
12086010019	MIDDLE	YES
12086010020	MIDDLE	YES
12086010021	MODERATE	YES
12086010022	UPPER	YES
12086010023	MODERATE	YES

Miami-Dade, FLORIDA

Census Tract	Tract Income Class	Minority Tract
12086010024	LOW	YES
12086010025	MIDDLE	YES
12086010026	LOW	YES
12086010193	UPPER	YES
12086010198	UPPER	YES
12086010201	UPPER	YES
12086010205	MODERATE	YES
12086010207	MODERATE	YES
12086010208	MODERATE	YES
12086010209	MIDDLE	YES
12086010211	MIDDLE	YES
12086010212	UPPER	YES
12086010213	MIDDLE	YES
12086010214	MODERATE	YES
12086010301	UPPER	YES
12086010302	MIDDLE	YES
12086010303	UPPER	YES
12086010400	MIDDLE	YES
12086010501	MODERATE	YES
12086010502	UPPER	YES
12086010604	UPPER	YES
12086010608	MIDDLE	YES
12086010609	MODERATE	YES
12086010610	UPPER	YES
12086010613	UPPER	YES
12086010618	UPPER	YES
12086010619	UPPER	YES

Miami-Dade, FLORIDA

Census Tract	Tract Income Class	Minority Tract
12086010620	UPPER	YES
12086010621	MIDDLE	YES
12086010622	MIDDLE	YES
12086010623	MIDDLE	YES
12086010624	UPPER	YES
12086010625	UPPER	YES
12086010626	MIDDLE	YES
12086010705	MIDDLE	YES
12086010706	LOW	YES
12086010707	MIDDLE	YES
12086010708	MIDDLE	YES
12086010709	MIDDLE	YES
12086010710	MIDDLE	YES
12086010803	LOW	YES
12086010804	MODERATE	YES
12086010805	LOW	YES
12086010806	MODERATE	YES
12086010900	LOW	YES
12086011003	MODERATE	YES
12086011008	MIDDLE	YES
12086011009	MIDDLE	YES
12086011010	MODERATE	YES
12086011011	MIDDLE	YES
12086011012	MODERATE	YES
12086011013	MIDDLE	YES
12086011014	UPPER	YES
12086011015	UPPER	YES



Miami-Dade, FLORIDA

Census Tract	Tract Income Class	Minority Tract
12086011103	MODERATE	YES
12086011104	LOW	YES
12086011105	UPPER	YES
12086011106	MIDDLE	YES
12086011203	LOW	YES
12086011204	MIDDLE	YES
12086011205	MODERATE	YES
12086011206	UPPER	YES
12086011301	NA	YES
12086011302	LOW	YES
12086011405	MODERATE	YES
12086011406	MODERATE	YES
12086011407	MODERATE	YES
12086011408	MODERATE	YES
12086011409	MIDDLE	YES
12086011410	UPPER	YES
12086011411	UPPER	YES
12086011412	MIDDLE	YES
12086011500	UPPER	YES
12086011601	MIDDLE	YES
12086011602	MIDDLE	YES
12086011701	MIDDLE	YES
12086011702	MODERATE	YES
12086011800	MIDDLE	YES
12086011900	MIDDLE	YES
12086012001	MIDDLE	YES
12086012002	MODERATE	YES

Miami-Dade, FLORIDA

Census Tract	Tract Income Class	Minority Tract
12086012101	MIDDLE	YES
12086012102	MIDDLE	YES
12086012103	MIDDLE	YES
12086012104	MIDDLE	YES
12086012105	MIDDLE	YES
12086012200	UPPER	YES
12086012301	MIDDLE	YES
12086012302	UPPER	YES
12086012401	UPPER	YES
12086012402	UPPER	YES
12086012403	UPPER	YES
12086012501	UPPER	YES
12086012502	MIDDLE	YES
12086012601	MIDDLE	YES
12086012602	MIDDLE	YES
12086012701	UPPER	YES
12086012702	UPPER	YES
12086012801	UPPER	YES
12086012802	UPPER	YES
12086012900	MIDDLE	YES
12086013000	MIDDLE	YES
12086013100	MODERATE	YES
12086013201	MODERATE	YES
12086013202	UPPER	YES
12086013301	MIDDLE	YES
12086013302	MIDDLE	YES
12086013400	MODERATE	YES

Miami-Dade, FLORIDA

Census Tract	Tract Income Class	Minority Tract
12086013500	MODERATE	YES
12086013600	MODERATE	YES
12086013700	MODERATE	YES
12086013801	MODERATE	YES
12086013802	NA	YES
12086013900	MIDDLE	YES
12086014100	NA	YES
12086014200	UPPER	YES
12086014300	UPPER	YES
12086014400	UPPER	YES
12086014500	UPPER	YES
12086014601	LOW	YES
12086014602	MIDDLE	YES
12086014701	MIDDLE	YES
12086014702	UPPER	YES
12086014800	MODERATE	YES
12086014900	MIDDLE	YES
12086015001	UPPER	YES
12086015002	UPPER	YES
12086015101	UPPER	YES
12086015102	UPPER	YES
12086015103	MIDDLE	YES
12086015201	UPPER	YES
12086015202	UPPER	YES
12086015300	UPPER	YES
12086015400	UPPER	YES
12086015501	MIDDLE	YES



Miami-Dade, FLORIDA

Census Tract	Tract Income Class	Minority Tract
12086015502	UPPER	YES
12086015600	MIDDLE	YES
12086015700	UPPER	YES
12086015800	MIDDLE	YES
12086015900	MIDDLE	YES
12086016000	MIDDLE	YES
12086016100	UPPER	YES
12086016200	UPPER	YES
12086016300	UPPER	YES
12086016401	UPPER	YES
12086016402	UPPER	YES
12086016501	UPPER	YES
12086016502	UPPER	YES
12086016600	UPPER	YES
12086016700	MIDDLE	YES
12086016800	UPPER	YES
12086016900	MIDDLE	YES
12086017000	MIDDLE	YES
12086017101	MODERATE	YES
12086017102	MIDDLE	YES
12086017200	UPPER	YES
12086017300	MIDDLE	YES
12086017401	UPPER	YES
12086017402	MIDDLE	YES
12086017500	MIDDLE	YES
12086017600	MIDDLE	YES
12086017700	MIDDLE	YES

Miami-Dade, FLORIDA

Census Tract	Tract Income Class	Minority Tract
12086017800	MODERATE	YES
12086017901	UPPER	YES
12086017902	UPPER	YES
12086018001	UPPER	YES
12086018002	UPPER	YES
12086018003	UPPER	YES
12086018100	MIDDLE	YES
12086018200	UPPER	YES
12086018300	MIDDLE	YES
12086018400	MIDDLE	YES
12086018500	UPPER	YES
12086018601	UPPER	YES
12086018602	MIDDLE	YES
12086018700	UPPER	YES
12086018801	UPPER	YES
12086018802	MIDDLE	YES
12086018803	MIDDLE	YES
12086018901	UPPER	YES
12086018902	MIDDLE	YES
12086019000	UPPER	YES
12086019100	MIDDLE	YES
12086019200	UPPER	YES
12086019301	MIDDLE	YES
12086019302	MIDDLE	YES
12086019401	UPPER	YES
12086019402	MIDDLE	YES
12086019501	UPPER	YES

Miami-Dade, FLORIDA

Census Tract	Tract Income Class	Minority Tract
12086019502	UPPER	YES
12086019600	UPPER	YES
12086019700	UPPER	YES
12086019801	UPPER	YES
12086019802	UPPER	YES
12086019901	MIDDLE	YES
12086019902	MIDDLE	YES
12086020001	MIDDLE	YES
12086020002	UPPER	YES
12086020100	UPPER	YES
12086020200	MODERATE	YES
12086020300	MODERATE	YES
12086490100	MIDDLE	YES
12086980100	NA	NO
12086980200	NA	NO
12086980300	NA	YES
12086980400	NA	YES
12086980500	NA	YES
12086980600	NA	NO
12086980700	NA	YES
12086980800	NA	YES
12086980900	NA	NO
12086981000	NA	NO
12086981100	NA	YES
12086981200	NA	NO
12086981300	NA	YES
12086990000	NA	NO



Miami-Dade, FLORIDA		
Census Tract	Tract Income Class	Minority Tract
Summary Data: Miami-Dade		
Number of Census Tracts		707
Number of Minority Tracts		673
Percentage of Minority Tracts		95.19%
Number of Low Income Tracts		34
Percentage of Low Income Tracts		4.81%
Number of Moderate Income Tracts		176
Percentage of Moderate Income Tracts		24.89%
Number of Middle Income Tracts		221
Percentage of Middle Income Tracts		31.26%
Number of Upper Income Tracts		243
Percentage of Upper Income Tracts		34.37%
Number of NA Income Tracts		33
Percentage of NA Income Tracts		4.67%

Monroe, FLORIDA		
Census Tract	Tract Income Class	Minority Tract
12087970400	MIDDLE	NO
12087970500	UPPER	NO
12087970600	UPPER	NO
12087970700	MIDDLE	NO
12087970800	UPPER	NO

Monroe, FLORIDA		
Census Tract	Tract Income Class	Minority Tract
12087970900	UPPER	NO
12087971001	UPPER	NO
12087971002	UPPER	NO
12087971100	UPPER	NO
12087971200	UPPER	NO
12087971300	MIDDLE	NO
12087971401	UPPER	NO
12087971402	UPPER	NO
12087971501	UPPER	NO
12087971502	UPPER	NO
12087971600	UPPER	NO
12087971700	UPPER	NO
12087971800	UPPER	YES
12087971900	MIDDLE	NO
12087972000	UPPER	NO
12087972100	UPPER	NO
12087972200	UPPER	NO
12087972400	MIDDLE	NO
12087972500	UPPER	NO
12087972700	UPPER	NO
12087972800	UPPER	NO
12087980000	NA	YES
12087980100	NA	YES
12087990000	NA	NO

Monroe, FLORIDA		
Census Tract	Tract Income Class	Minority Tract
Summary Data: Monroe		
Number of Census Tracts		29
Number of Minority Tracts		3
Percentage of Minority Tracts		10.34%
Number of Low Income Tracts		0
Percentage of Low Income Tracts		0.00%
Number of Moderate Income Tracts		0
Percentage of Moderate Income Tracts		0.00%
Number of Middle Income Tracts		5
Percentage of Middle Income Tracts		17.24%
Number of Upper Income Tracts		21
Percentage of Upper Income Tracts		72.41%
Number of NA Income Tracts		3
Percentage of NA Income Tracts		10.34%

Nassau, FLORIDA		
Census Tract	Tract Income Class	Minority Tract
12089050102	MIDDLE	NO
12089050103	MODERATE	NO
12089050104	UPPER	NO
12089050201	UPPER	NO
12089050203	UPPER	NO



Nassau, FLORIDA

Census Tract	Tract Income Class	Minority Tract
12089050204	UPPER	NO
12089050205	UPPER	NO
12089050304	MIDDLE	NO
12089050305	NA	NO
12089050306	MIDDLE	NO
12089050307	MIDDLE	NO
12089050308	UPPER	NO
12089050309	UPPER	NO
12089050310	UPPER	NO
12089050401	MIDDLE	NO
12089050402	MIDDLE	NO
12089050403	MODERATE	NO
12089050504	MIDDLE	NO
12089050505	MODERATE	NO
12089050506	MIDDLE	NO
12089050507	MIDDLE	NO
12089050508	MIDDLE	NO
12089050509	MIDDLE	NO
12089990000	NA	NO

Nassau, FLORIDA

Census Tract	Tract Income Class	Minority Tract
Summary Data: Nassau		
Number of Census Tracts		24
Number of Minority Tracts		0
Percentage of Minority Tracts		0.00%
Number of Low Income Tracts		0
Percentage of Low Income Tracts		0.00%
Number of Moderate Income Tracts		3
Percentage of Moderate Income Tracts		12.50%
Number of Middle Income Tracts		11
Percentage of Middle Income Tracts		45.83%
Number of Upper Income Tracts		8
Percentage of Upper Income Tracts		33.33%
Number of NA Income Tracts		2
Percentage of NA Income Tracts		8.33%

Okaloosa, FLORIDA

Census Tract	Tract Income Class	Minority Tract
12091020305	MIDDLE	NO
12091020306	MIDDLE	NO
12091020400	MODERATE	NO
12091020500	MODERATE	NO
12091020601	MIDDLE	NO
12091020602	UPPER	NO
12091020701	MODERATE	NO
12091020702	MIDDLE	NO
12091020800	UPPER	NO
12091020900	UPPER	NO
12091021001	UPPER	NO
12091021002	UPPER	NO
12091021101	MIDDLE	NO
12091021102	UPPER	NO
12091021200	MIDDLE	NO
12091021400	MODERATE	NO
12091021501	UPPER	NO
12091021502	MIDDLE	NO
12091021600	UPPER	NO
12091021700	UPPER	NO
12091021801	MIDDLE	NO
12091021802	MIDDLE	NO
12091021901	LOW	YES
12091021902	MIDDLE	NO
12091022001	LOW	YES
12091022002	MODERATE	NO
12091022100	MODERATE	NO

Okaloosa, FLORIDA

Census Tract	Tract Income Class	Minority Tract
12091020101	MIDDLE	NO
12091020102	MIDDLE	NO
12091020200	MIDDLE	NO
12091020303	MIDDLE	NO
12091020304	UPPER	NO



Okaloosa, FLORIDA

Census Tract	Tract Income Class	Minority Tract
12091022300	MIDDLE	NO
12091022400	MIDDLE	NO
12091022500	MIDDLE	NO
12091022600	MODERATE	NO
12091022700	MIDDLE	NO
12091022800	MODERATE	NO
12091022900	MIDDLE	NO
12091023100	MODERATE	NO
12091023200	MIDDLE	NO
12091023303	UPPER	NO
12091023304	UPPER	NO
12091023305	UPPER	NO
12091023306	MIDDLE	NO
12091023307	LOW	NO
12091023308	UPPER	NO
12091990100	NA	NO
12091990200	NA	NO

Okaloosa, FLORIDA

Census Tract	Tract Income Class	Minority Tract
Summary Data: Okaloosa		
Number of Census Tracts		49
Number of Minority Tracts		2
Percentage of Minority Tracts		4.08%
Number of Low Income Tracts		3
Percentage of Low Income Tracts		6.12%
Number of Moderate Income Tracts		9
Percentage of Moderate Income Tracts		18.37%
Number of Middle Income Tracts		21
Percentage of Middle Income Tracts		42.86%
Number of Upper Income Tracts		14
Percentage of Upper Income Tracts		28.57%
Number of NA Income Tracts		2
Percentage of NA Income Tracts		4.08%

Okeechobee, FLORIDA

Census Tract	Tract Income Class	Minority Tract
12093910101	UPPER	NO
12093910102	MIDDLE	NO
12093910201	MIDDLE	YES
12093910202	MIDDLE	YES
12093910300	MODERATE	YES

Okeechobee, FLORIDA

Census Tract	Tract Income Class	Minority Tract
12093910401	MIDDLE	NO
12093910402	MODERATE	NO
12093910403	MIDDLE	NO
12093910500	MODERATE	NO
12093910601	UPPER	NO
12093910602	UPPER	NO
12093990000	NA	NO
Summary Data: Okeechobee		
Number of Census Tracts		12
Number of Minority Tracts		3
Percentage of Minority Tracts		25.00%
Number of Low Income Tracts		0
Percentage of Low Income Tracts		0.00%
Number of Moderate Income Tracts		3
Percentage of Moderate Income Tracts		25.00%
Number of Middle Income Tracts		5
Percentage of Middle Income Tracts		41.67%
Number of Upper Income Tracts		3
Percentage of Upper Income Tracts		25.00%
Number of NA Income Tracts		1
Percentage of NA Income Tracts		8.33%



Orange, FLORIDA		
Census Tract	Tract Income Class	Minority Tract
12095010201	UPPER	NO
12095010202	UPPER	NO
12095010300	UPPER	NO
12095010400	LOW	YES
12095010500	NA	YES
12095010802	UPPER	NO
12095011000	MODERATE	NO
12095011100	UPPER	NO
12095011200	UPPER	NO
12095011300	UPPER	NO
12095011600	LOW	YES
12095011701	MODERATE	YES
12095011702	LOW	YES
12095012000	LOW	YES
12095012100	MODERATE	YES
12095012201	MODERATE	YES
12095012202	MODERATE	YES
12095012303	MIDDLE	YES
12095012304	MODERATE	YES
12095012305	MODERATE	YES
12095012306	MODERATE	YES
12095012307	MIDDLE	YES
12095012402	MODERATE	YES
12095012403	MODERATE	YES
12095012404	MODERATE	YES
12095012405	MODERATE	YES
12095012500	UPPER	NO

Orange, FLORIDA		
Census Tract	Tract Income Class	Minority Tract
12095012600	UPPER	NO
12095012701	UPPER	NO
12095012800	UPPER	NO
12095012900	UPPER	NO
12095013201	MODERATE	YES
12095013202	MODERATE	YES
12095013300	MIDDLE	YES
12095013402	MODERATE	YES
12095013403	MIDDLE	YES
12095013405	MODERATE	YES
12095013406	MODERATE	YES
12095013503	MODERATE	YES
12095013505	MODERATE	YES
12095013507	MODERATE	YES
12095013510	MODERATE	YES
12095013511	MODERATE	YES
12095013512	LOW	YES
12095013513	MODERATE	YES
12095013603	MODERATE	YES
12095013604	MODERATE	YES
12095013605	MIDDLE	YES
12095013606	MODERATE	YES
12095013607	MIDDLE	YES
12095013701	MIDDLE	YES
12095013702	MIDDLE	YES
12095013801	UPPER	NO
12095013802	UPPER	NO

Orange, FLORIDA		
Census Tract	Tract Income Class	Minority Tract
12095013803	MIDDLE	NO
12095013900	UPPER	NO
12095014000	UPPER	NO
12095014100	UPPER	NO
12095014201	MIDDLE	YES
12095014202	MODERATE	YES
12095014301	MIDDLE	YES
12095014302	MODERATE	YES
12095014400	UPPER	YES
12095014502	LOW	YES
12095014503	LOW	YES
12095014504	MIDDLE	YES
12095014601	MODERATE	YES
12095014605	MODERATE	YES
12095014606	MODERATE	YES
12095014607	MODERATE	YES
12095014608	MODERATE	YES
12095014609	MODERATE	YES
12095014701	MODERATE	YES
12095014702	MODERATE	YES
12095014703	MODERATE	YES
12095014705	MIDDLE	YES
12095014706	MIDDLE	YES
12095014804	MODERATE	YES
12095014805	MODERATE	YES
12095014806	UPPER	YES
12095014807	MIDDLE	YES



Orange, FLORIDA		
Census Tract	Tract Income Class	Minority Tract
12095014809	UPPER	NO
12095014810	UPPER	NO
12095014811	UPPER	NO
12095014812	MODERATE	YES
12095014813	UPPER	NO
12095014814	UPPER	NO
12095014815	UPPER	NO
12095014904	MODERATE	YES
12095014906	MIDDLE	YES
12095014908	MODERATE	YES
12095014909	MIDDLE	YES
12095015001	MODERATE	YES
12095015002	MIDDLE	YES
12095015003	MIDDLE	YES
12095015005	MIDDLE	YES
12095015006	UPPER	YES
12095015103	MIDDLE	YES
12095015104	MODERATE	YES
12095015105	MODERATE	YES
12095015106	MODERATE	YES
12095015202	MODERATE	YES
12095015203	MIDDLE	YES
12095015204	MIDDLE	YES
12095015300	UPPER	NO
12095015501	UPPER	NO
12095015601	UPPER	NO
12095015602	UPPER	NO

Orange, FLORIDA		
Census Tract	Tract Income Class	Minority Tract
12095015701	UPPER	NO
12095015702	UPPER	NO
12095015801	UPPER	NO
12095015802	UPPER	NO
12095015901	MIDDLE	NO
12095016001	UPPER	NO
12095016002	UPPER	NO
12095016100	UPPER	NO
12095016200	UPPER	NO
12095016301	MIDDLE	NO
12095016302	MIDDLE	YES
12095016402	MODERATE	YES
12095016406	MODERATE	YES
12095016407	NA	YES
12095016408	UPPER	NO
12095016409	UPPER	NO
12095016411	MIDDLE	YES
12095016412	MIDDLE	YES
12095016413	MODERATE	YES
12095016414	MODERATE	YES
12095016503	MIDDLE	NO
12095016504	MIDDLE	YES
12095016505	MIDDLE	YES
12095016509	MIDDLE	NO
12095016510	LOW	NO
12095016511	UPPER	YES
12095016512	UPPER	NO

Orange, FLORIDA		
Census Tract	Tract Income Class	Minority Tract
12095016513	MIDDLE	YES
12095016514	UPPER	YES
12095016515	NA	NO
12095016603	UPPER	YES
12095016604	MIDDLE	NO
12095016605	MODERATE	NO
12095016606	UPPER	NO
12095016607	MIDDLE	NO
12095016709	MODERATE	YES
12095016710	MIDDLE	YES
12095016713	MODERATE	YES
12095016714	MIDDLE	YES
12095016715	MIDDLE	YES
12095016716	UPPER	YES
12095016717	MIDDLE	YES
12095016723	MIDDLE	YES
12095016724	MIDDLE	YES
12095016728	MIDDLE	NO
12095016731	MIDDLE	YES
12095016733	MODERATE	YES
12095016735	UPPER	YES
12095016736	UPPER	YES
12095016737	UPPER	YES
12095016738	MODERATE	YES
12095016739	LOW	YES
12095016740	MIDDLE	YES
12095016741	MIDDLE	YES



Orange, FLORIDA


Census Tract	Tract Income Class	Minority Tract
12095016742	MODERATE	YES
12095016743	UPPER	YES
12095016744	LOW	YES
12095016745	MIDDLE	YES
12095016746	UPPER	NO
12095016747	UPPER	NO
12095016748	UPPER	YES
12095016749	UPPER	YES
12095016750	UPPER	YES
12095016751	UPPER	YES
12095016752	UPPER	YES
12095016753	MIDDLE	YES
12095016754	MODERATE	YES
12095016755	UPPER	YES
12095016756	UPPER	YES
12095016802	UPPER	YES
12095016803	MIDDLE	YES
12095016804	MIDDLE	YES
12095016808	MIDDLE	YES
12095016809	MODERATE	YES
12095016810	UPPER	YES
12095016811	MIDDLE	YES
12095016812	MIDDLE	YES
12095016813	MIDDLE	YES
12095016814	MODERATE	YES
12095016902	MODERATE	YES
12095016904	MODERATE	YES

Orange, FLORIDA

Census Tract	Tract Income Class	Minority Tract
12095016906	LOW	YES
12095016907	LOW	YES
12095016908	MIDDLE	YES
12095016909	MODERATE	YES
12095016910	MODERATE	YES
12095016911	NA	YES
12095017001	MODERATE	YES
12095017004	MIDDLE	YES
12095017006	MIDDLE	YES
12095017011	MODERATE	YES
12095017012	UPPER	YES
12095017013	MODERATE	YES
12095017015	MIDDLE	YES
12095017018	MODERATE	YES
12095017019	MODERATE	YES
12095017020	MIDDLE	YES
12095017021	MIDDLE	YES
12095017022	MODERATE	YES
12095017023	MODERATE	YES
12095017024	LOW	NO
12095017025	UPPER	YES
12095017026	UPPER	NO
12095017108	UPPER	NO
12095017109	UPPER	NO
12095017110	MIDDLE	YES
12095017111	UPPER	NO
12095017112	UPPER	YES

Orange, FLORIDA

Census Tract	Tract Income Class	Minority Tract
12095017113	UPPER	NO
12095017114	UPPER	NO
12095017115	UPPER	NO
12095017116	UPPER	NO
12095017117	UPPER	NO
12095017118	UPPER	NO
12095017119	UPPER	NO
12095017120	UPPER	NO
12095017121	NA	NO
12095017122	UPPER	NO
12095017123	UPPER	YES
12095017200	UPPER	NO
12095017301	MIDDLE	NO
12095017302	MODERATE	YES
12095017401	UPPER	NO
12095017402	MODERATE	YES
12095017503	MODERATE	YES
12095017504	MIDDLE	YES
12095017505	MODERATE	YES
12095017506	UPPER	YES
12095017600	MODERATE	YES
12095017701	UPPER	YES
12095017702	MIDDLE	NO
12095017703	MODERATE	YES
12095017805	MIDDLE	NO
12095017806	UPPER	NO
12095017807	MIDDLE	YES



Orange, FLORIDA

Census Tract	Tract Income Class	Minority Tract
12095017808	UPPER	NO
12095017809	MIDDLE	YES
12095017810	MIDDLE	YES
12095017811	UPPER	YES
12095017812	MIDDLE	YES
12095017813	UPPER	NO
12095017814	UPPER	NO
12095017901	UPPER	YES
12095017902	MIDDLE	NO
12095018000	MODERATE	YES
12095018100	MIDDLE	NO
12095018201	UPPER	NO
12095018202	UPPER	NO
12095018203	MIDDLE	YES
12095018204	MIDDLE	YES
12095018300	MODERATE	YES
12095018400	MIDDLE	NO
12095018500	MIDDLE	YES
12095018700	MODERATE	YES
12095018800	UPPER	NO
12095018901	MODERATE	YES
12095018902	UPPER	NO
12095019000	MIDDLE	NO
12095990000	NA	NO

Orange, FLORIDA

Census Tract	Tract Income Class	Minority Tract
Summary Data: Orange		
Number of Census Tracts		267
Number of Minority Tracts		181
Percentage of Minority Tracts		67.79%
Number of Low Income Tracts		13
Percentage of Low Income Tracts		4.87%
Number of Moderate Income Tracts		81
Percentage of Moderate Income Tracts		30.34%
Number of Middle Income Tracts		75
Percentage of Middle Income Tracts		28.09%
Number of Upper Income Tracts		92
Percentage of Upper Income Tracts		34.46%
Number of NA Income Tracts		6
Percentage of NA Income Tracts		2.25%

Osceola, FLORIDA

Census Tract	Tract Income Class	Minority Tract
12097040801	MIDDLE	NO
12097040805	MIDDLE	YES
12097040806	MIDDLE	NO
12097040807	UPPER	NO
12097040808	UPPER	NO

Osceola, FLORIDA

Census Tract	Tract Income Class	Minority Tract
12097040809	MIDDLE	YES
12097040810	MODERATE	YES
12097040811	MIDDLE	YES
12097040812	UPPER	YES
12097040901	MIDDLE	YES
12097040903	MIDDLE	YES
12097040904	MIDDLE	YES
12097041003	MIDDLE	YES
12097041004	MIDDLE	YES
12097041005	MODERATE	NO
12097041006	MIDDLE	YES
12097041101	MODERATE	YES
12097041102	MIDDLE	YES
12097041301	MODERATE	YES
12097041302	MODERATE	YES
12097041501	MIDDLE	YES
12097041502	MIDDLE	YES
12097041600	MODERATE	YES
12097041700	MODERATE	YES
12097041800	MODERATE	YES
12097041900	LOW	YES
12097042000	MODERATE	YES
12097042100	MODERATE	YES
12097042201	MODERATE	YES
12097042202	MODERATE	YES
12097042300	MODERATE	YES
12097042400	MODERATE	YES



Osceola, FLORIDA

Census Tract	Tract Income Class	Minority Tract
12097042500	MIDDLE	YES
12097042601	MODERATE	YES
12097042603	MIDDLE	YES
12097042604	MODERATE	YES
12097042701	MODERATE	YES
12097042702	MODERATE	YES
12097042800	MIDDLE	YES
12097042901	MODERATE	YES
12097042902	MIDDLE	YES
12097042903	MODERATE	YES
12097042904	MIDDLE	YES
12097042905	MODERATE	YES
12097043100	UPPER	YES
12097043203	MODERATE	YES
12097043205	MIDDLE	NO
12097043207	MIDDLE	YES
12097043208	MIDDLE	YES
12097043209	UPPER	NO
12097043301	MIDDLE	NO
12097043303	MIDDLE	YES
12097043304	MIDDLE	YES
12097043400	MODERATE	NO
12097043500	MODERATE	NO
12097043600	UPPER	YES
12097043700	MIDDLE	YES
12097043801	MIDDLE	NO
12097043802	MIDDLE	NO

Osceola, FLORIDA

Census Tract	Tract Income Class	Minority Tract
Summary Data: Osceola		
Number of Census Tracts		59
Number of Minority Tracts		47
Percentage of Minority Tracts		79.66%
Number of Low Income Tracts		1
Percentage of Low Income Tracts		1.69%
Number of Moderate Income Tracts		24
Percentage of Moderate Income Tracts		40.68%
Number of Middle Income Tracts		28
Percentage of Middle Income Tracts		47.46%
Number of Upper Income Tracts		6
Percentage of Upper Income Tracts		10.17%
Number of NA Income Tracts		0
Percentage of NA Income Tracts		0.00%

Palm Beach, FLORIDA

Census Tract	Tract Income Class	Minority Tract
12099000102	MIDDLE	NO
12099000103	UPPER	NO
12099000104	MIDDLE	NO
12099000202	UPPER	NO
12099000204	MIDDLE	NO

Palm Beach, FLORIDA

Census Tract	Tract Income Class	Minority Tract
12099000208	UPPER	NO
12099000210	UPPER	NO
12099000211	UPPER	NO
12099000213	MODERATE	NO
12099000214	UPPER	NO
12099000216	MIDDLE	NO
12099000217	UPPER	NO
12099000218	NA	NO
12099000219	UPPER	NO
12099000220	UPPER	NO
12099000221	UPPER	NO
12099000222	LOW	YES
12099000223	UPPER	NO
12099000301	UPPER	NO
12099000303	UPPER	NO
12099000304	MIDDLE	NO
12099000405	UPPER	NO
12099000406	UPPER	NO
12099000407	UPPER	NO
12099000408	UPPER	NO
12099000410	UPPER	NO
12099000505	MIDDLE	NO
12099000507	UPPER	NO
12099000509	UPPER	NO
12099000512	UPPER	NO
12099000513	UPPER	NO
12099000600	UPPER	NO



Palm Beach, FLORIDA

Census Tract	Tract Income Class	Minority Tract
12099000702	UPPER	NO
12099000703	UPPER	NO
12099000803	UPPER	NO
12099000805	MIDDLE	NO
12099000902	MIDDLE	NO
12099000903	MIDDLE	NO
12099000904	UPPER	NO
12099000905	UPPER	NO
12099001002	MODERATE	YES
12099001003	MIDDLE	NO
12099001004	MODERATE	YES
12099001101	MIDDLE	YES
12099001102	UPPER	NO
12099001200	MIDDLE	YES
12099001301	MODERATE	YES
12099001302	LOW	YES
12099001402	LOW	YES
12099001403	LOW	YES
12099001404	MODERATE	YES
12099001500	MODERATE	YES
12099001600	MODERATE	YES
12099001700	MODERATE	YES
12099001801	MODERATE	YES
12099001802	MIDDLE	YES
12099001904	MODERATE	YES
12099001907	MODERATE	YES
12099001909	LOW	YES

Palm Beach, FLORIDA

Census Tract	Tract Income Class	Minority Tract
12099001910	MODERATE	NO
12099001911	MODERATE	NO
12099001912	MODERATE	NO
12099001913	LOW	NO
12099001916	MIDDLE	YES
12099001917	MODERATE	YES
12099001918	MIDDLE	NO
12099001919	MIDDLE	YES
12099001920	MODERATE	YES
12099001921	MODERATE	YES
12099002005	MODERATE	YES
12099002006	MODERATE	YES
12099002100	MODERATE	YES
12099002200	LOW	YES
12099002300	MODERATE	YES
12099002400	LOW	YES
12099002600	UPPER	NO
12099002701	UPPER	NO
12099002702	UPPER	NO
12099002703	UPPER	NO
12099002800	MIDDLE	YES
12099002900	LOW	YES
12099003000	MODERATE	YES
12099003101	MIDDLE	YES
12099003102	MODERATE	YES
12099003201	MODERATE	YES
12099003202	MIDDLE	YES

Palm Beach, FLORIDA

Census Tract	Tract Income Class	Minority Tract
12099003300	MIDDLE	YES
12099003400	UPPER	NO
12099003507	UPPER	NO
12099003512	UPPER	NO
12099003513	UPPER	NO
12099003514	NA	NO
12099003600	UPPER	NO
12099003700	MODERATE	YES
12099003801	MODERATE	YES
12099003802	MODERATE	YES
12099003901	MIDDLE	YES
12099003902	MODERATE	YES
12099004005	MODERATE	YES
12099004007	MODERATE	YES
12099004008	MODERATE	YES
12099004009	MODERATE	YES
12099004010	MODERATE	YES
12099004011	MODERATE	YES
12099004012	MODERATE	YES
12099004013	MODERATE	YES
12099004101	MODERATE	YES
12099004102	MODERATE	YES
12099004203	MODERATE	YES
12099004204	MODERATE	YES
12099004205	MIDDLE	YES
12099004206	MIDDLE	YES
12099004207	LOW	YES



Palm Beach, FLORIDA

Census Tract	Tract Income Class	Minority Tract
12099004300	UPPER	NO
12099004401	MIDDLE	YES
12099004402	LOW	YES
12099004500	LOW	YES
12099004601	MODERATE	YES
12099004602	MODERATE	YES
12099004702	MODERATE	YES
12099004704	MODERATE	YES
12099004705	MODERATE	YES
12099004706	MODERATE	YES
12099004810	MODERATE	NO
12099004813	MIDDLE	YES
12099004815	MIDDLE	YES
12099004816	MODERATE	NO
12099004817	MODERATE	NO
12099004818	LOW	NO
12099004819	MODERATE	YES
12099004820	MODERATE	YES
12099004821	MODERATE	YES
12099004822	MIDDLE	NO
12099004823	MIDDLE	NO
12099004902	UPPER	NO
12099004903	LOW	YES
12099004904	MODERATE	YES
12099005000	MIDDLE	YES
12099005101	LOW	YES
12099005102	MODERATE	YES

Palm Beach, FLORIDA

Census Tract	Tract Income Class	Minority Tract
12099005202	LOW	YES
12099005203	LOW	YES
12099005204	MODERATE	YES
12099005300	MIDDLE	NO
12099005411	UPPER	NO
12099005412	UPPER	NO
12099005413	UPPER	NO
12099005501	MIDDLE	NO
12099005502	MIDDLE	YES
12099005601	MODERATE	YES
12099005602	MIDDLE	NO
12099005702	MODERATE	YES
12099005703	LOW	YES
12099005704	LOW	YES
12099005807	MODERATE	YES
12099005810	MODERATE	NO
12099005811	MIDDLE	NO
12099005812	MIDDLE	YES
12099005813	MIDDLE	YES
12099005814	MODERATE	YES
12099005815	MODERATE	YES
12099005818	MODERATE	YES
12099005819	MIDDLE	YES
12099005820	MIDDLE	YES
12099005821	MODERATE	NO
12099005916	MIDDLE	YES
12099005917	MIDDLE	NO

Palm Beach, FLORIDA

Census Tract	Tract Income Class	Minority Tract
12099005918	UPPER	YES
12099005921	MIDDLE	NO
12099005922	MIDDLE	NO
12099005923	MODERATE	NO
12099005926	MIDDLE	NO
12099005930	MIDDLE	NO
12099005931	MIDDLE	NO
12099005933	MODERATE	NO
12099005934	UPPER	NO
12099005936	MODERATE	NO
12099005937	UPPER	NO
12099005938	MIDDLE	NO
12099005939	MODERATE	NO
12099005940	MIDDLE	NO
12099005942	UPPER	NO
12099005943	MODERATE	NO
12099005944	LOW	NO
12099005945	MIDDLE	NO
12099005946	UPPER	NO
12099005947	MIDDLE	NO
12099005949	UPPER	NO
12099005950	UPPER	NO
12099005951	MODERATE	YES
12099005952	MIDDLE	NO
12099005953	MIDDLE	NO
12099005954	MIDDLE	NO
12099005955	MIDDLE	NO



Palm Beach, FLORIDA

Census Tract	Tract Income Class	Minority Tract
12099005957	MIDDLE	NO
12099005958	MIDDLE	NO
12099005959	MIDDLE	NO
12099005960	MIDDLE	NO
12099005961	UPPER	NO
12099006005	MIDDLE	NO
12099006006	MODERATE	NO
12099006007	MODERATE	YES
12099006008	UPPER	NO
12099006009	MODERATE	NO
12099006010	MIDDLE	YES
12099006011	MIDDLE	NO
12099006012	MODERATE	NO
12099006100	MODERATE	YES
12099006201	MODERATE	YES
12099006202	MIDDLE	NO
12099006203	MODERATE	NO
12099006301	MIDDLE	NO
12099006302	UPPER	NO
12099006401	UPPER	NO
12099006402	UPPER	NO
12099006501	MODERATE	NO
12099006502	MIDDLE	NO
12099006602	UPPER	NO
12099006604	MIDDLE	YES
12099006606	UPPER	NO
12099006607	MIDDLE	NO

Palm Beach, FLORIDA

Census Tract	Tract Income Class	Minority Tract
12099006700	MODERATE	YES
12099006801	MODERATE	YES
12099006802	MODERATE	YES
12099006906	MIDDLE	NO
12099006907	UPPER	NO
12099006908	MODERATE	NO
12099006909	MIDDLE	NO
12099006910	MODERATE	NO
12099006911	MODERATE	NO
12099006912	UPPER	NO
12099007005	UPPER	NO
12099007006	UPPER	NO
12099007007	UPPER	NO
12099007008	UPPER	NO
12099007009	UPPER	NO
12099007010	UPPER	NO
12099007011	UPPER	NO
12099007012	NA	NO
12099007013	UPPER	NO
12099007100	NA	YES
12099007202	MIDDLE	NO
12099007204	MIDDLE	YES
12099007205	UPPER	NO
12099007206	UPPER	NO
12099007207	MIDDLE	NO
12099007208	MODERATE	NO
12099007301	UPPER	NO

Palm Beach, FLORIDA

Census Tract	Tract Income Class	Minority Tract
12099007302	MIDDLE	NO
12099007407	UPPER	NO
12099007410	UPPER	NO
12099007412	UPPER	NO
12099007414	UPPER	NO
12099007420	UPPER	NO
12099007421	UPPER	NO
12099007501	UPPER	NO
12099007504	MIDDLE	NO
12099007505	UPPER	NO
12099007603	UPPER	NO
12099007604	UPPER	NO
12099007605	UPPER	NO
12099007610	UPPER	NO
12099007612	MIDDLE	NO
12099007613	MIDDLE	NO
12099007614	UPPER	NO
12099007615	MIDDLE	NO
12099007616	UPPER	NO
12099007619	MODERATE	NO
12099007620	MODERATE	YES
12099007621	UPPER	NO
12099007622	UPPER	NO
12099007623	UPPER	NO
12099007624	UPPER	NO
12099007705	MIDDLE	NO
12099007710	UPPER	NO



Palm Beach, FLORIDA


Census Tract	Tract Income Class	Minority Tract
12099007716	MIDDLE	NO
12099007721	UPPER	NO
12099007723	UPPER	NO
12099007724	MIDDLE	NO
12099007725	MIDDLE	NO
12099007730	UPPER	NO
12099007731	UPPER	NO
12099007732	MODERATE	YES
12099007735	UPPER	NO
12099007736	MIDDLE	YES
12099007738	MIDDLE	YES
12099007739	MODERATE	YES
12099007740	MIDDLE	NO
12099007741	MODERATE	NO
12099007742	MODERATE	NO
12099007743	MIDDLE	NO
12099007746	NA	NO
12099007747	MIDDLE	NO
12099007748	UPPER	NO
12099007749	MIDDLE	NO
12099007750	MIDDLE	YES
12099007751	MIDDLE	NO
12099007752	UPPER	NO
12099007754	UPPER	NO
12099007757	UPPER	NO
12099007758	MIDDLE	YES
12099007759	UPPER	NO

Palm Beach, FLORIDA

Census Tract	Tract Income Class	Minority Tract
12099007763	MIDDLE	YES
12099007764	MIDDLE	NO
12099007766	MODERATE	YES
12099007767	MODERATE	YES
12099007768	MIDDLE	NO
12099007769	LOW	NO
12099007770	UPPER	NO
12099007771	UPPER	NO
12099007772	UPPER	NO
12099007773	UPPER	NO
12099007774	UPPER	NO
12099007775	UPPER	YES
12099007776	UPPER	NO
12099007777	UPPER	NO
12099007778	UPPER	NO
12099007779	MIDDLE	NO
12099007780	UPPER	NO
12099007805	UPPER	NO
12099007812	MIDDLE	YES
12099007813	MIDDLE	YES
12099007814	UPPER	NO
12099007818	UPPER	NO
12099007820	MIDDLE	NO
12099007821	MIDDLE	NO
12099007823	UPPER	NO
12099007830	UPPER	NO
12099007831	UPPER	NO

Palm Beach, FLORIDA

Census Tract	Tract Income Class	Minority Tract
12099007832	MODERATE	YES
12099007833	MODERATE	YES
12099007834	UPPER	NO
12099007835	UPPER	NO
12099007837	MIDDLE	NO
12099007838	MIDDLE	YES
12099007840	MIDDLE	YES
12099007841	MIDDLE	YES
12099007842	MIDDLE	NO
12099007843	MODERATE	YES
12099007844	UPPER	NO
12099007845	MIDDLE	NO
12099007846	MIDDLE	NO
12099007847	UPPER	NO
12099007848	UPPER	NO
12099007849	UPPER	NO
12099007850	MIDDLE	YES
12099007851	MIDDLE	NO
12099007852	NA	NO
12099007853	UPPER	NO
12099007909	UPPER	NO
12099007913	MIDDLE	NO
12099007914	MIDDLE	NO
12099007915	UPPER	NO
12099007916	MIDDLE	NO
12099007917	UPPER	NO
12099007918	MIDDLE	NO



Palm Beach, FLORIDA

Census Tract	Tract Income Class	Minority Tract
12099007919	MIDDLE	NO
12099008001	LOW	YES
12099008002	LOW	YES
12099008101	MODERATE	YES
12099008102	NA	NO
12099008201	MODERATE	YES
12099008202	LOW	YES
12099008203	LOW	YES
12099008301	NA	YES
12099008302	MODERATE	YES
12099980000	NA	NO
12099980100	NA	YES
12099980200	NA	NO
12099980400	NA	NO
12099980500	NA	NO
12099990000	NA	NO
12099990100	NA	NO

Palm Beach, FLORIDA

Census Tract	Tract Income Class	Minority Tract
Summary Data: Palm Beach		
Number of Census Tracts		373
Number of Minority Tracts		134
Percentage of Minority Tracts		35.92%
Number of Low Income Tracts		25
Percentage of Low Income Tracts		6.70%
Number of Moderate Income Tracts		98
Percentage of Moderate Income Tracts		26.27%
Number of Middle Income Tracts		110
Percentage of Middle Income Tracts		29.49%
Number of Upper Income Tracts		125
Percentage of Upper Income Tracts		33.51%
Number of NA Income Tracts		15
Percentage of NA Income Tracts		4.02%

Pasco, FLORIDA

Census Tract	Tract Income Class	Minority Tract
12101030101	MODERATE	NO
12101030102	MIDDLE	NO
12101030202	MIDDLE	NO
12101030203	MODERATE	NO
12101030204	MIDDLE	NO

Pasco, FLORIDA

Census Tract	Tract Income Class	Minority Tract
12101030205	MODERATE	NO
12101030303	MIDDLE	NO
12101030304	MODERATE	NO
12101030404	MIDDLE	NO
12101030405	MODERATE	NO
12101030406	MODERATE	NO
12101030407	MODERATE	NO
12101030408	MODERATE	NO
12101030409	MIDDLE	NO
12101030410	LOW	NO
12101030411	MODERATE	NO
12101030412	MODERATE	NO
12101030501	MODERATE	NO
12101030502	MODERATE	NO
12101030601	MODERATE	NO
12101030602	MODERATE	NO
12101030700	MODERATE	NO
12101030800	MODERATE	NO
12101030901	MODERATE	NO
12101030905	MODERATE	NO
12101030906	MODERATE	NO
12101031003	MODERATE	NO
12101031005	LOW	NO
12101031006	MODERATE	NO
12101031007	LOW	NO
12101031008	MODERATE	NO
12101031009	MODERATE	NO



Pasco, FLORIDA

Census Tract	Tract Income Class	Minority Tract
12101031010	MODERATE	NO
12101031011	MODERATE	NO
12101031012	MODERATE	NO
12101031013	MODERATE	NO
12101031014	MODERATE	NO
12101031101	MODERATE	NO
12101031103	MODERATE	NO
12101031104	MODERATE	NO
12101031203	MODERATE	NO
12101031204	MIDDLE	NO
12101031205	MODERATE	NO
12101031206	MIDDLE	NO
12101031207	MODERATE	NO
12101031208	MIDDLE	NO
12101031301	MODERATE	NO
12101031302	MIDDLE	NO
12101031401	MODERATE	NO
12101031404	MODERATE	NO
12101031406	MODERATE	NO
12101031407	MODERATE	NO
12101031410	MIDDLE	NO
12101031411	MIDDLE	NO
12101031412	MODERATE	NO
12101031503	MIDDLE	NO
12101031504	UPPER	NO
12101031505	MIDDLE	NO
12101031506	MODERATE	NO

Pasco, FLORIDA

Census Tract	Tract Income Class	Minority Tract
12101031507	MIDDLE	NO
12101031508	UPPER	NO
12101031601	UPPER	NO
12101031602	UPPER	NO
12101031603	UPPER	NO
12101031604	UPPER	NO
12101031605	UPPER	NO
12101031701	UPPER	NO
12101031703	MODERATE	NO
12101031704	MIDDLE	NO
12101031705	MIDDLE	NO
12101031706	UPPER	NO
12101031707	UPPER	NO
12101031708	MIDDLE	NO
12101031804	MIDDLE	NO
12101031805	MIDDLE	NO
12101031806	MODERATE	NO
12101031807	LOW	NO
12101031808	MIDDLE	NO
12101031809	MODERATE	NO
12101031901	MIDDLE	NO
12101031902	UPPER	NO
12101031903	UPPER	NO
12101032001	UPPER	NO
12101032005	UPPER	NO
12101032006	MIDDLE	NO
12101032007	UPPER	NO

Pasco, FLORIDA

Census Tract	Tract Income Class	Minority Tract
12101032008	UPPER	NO
12101032009	UPPER	NO
12101032010	UPPER	NO
12101032011	UPPER	NO
12101032012	UPPER	YES
12101032013	UPPER	NO
12101032014	MIDDLE	NO
12101032103	UPPER	YES
12101032104	MIDDLE	NO
12101032105	UPPER	YES
12101032106	UPPER	NO
12101032107	UPPER	YES
12101032108	MIDDLE	NO
12101032109	UPPER	YES
12101032110	UPPER	NO
12101032111	UPPER	YES
12101032112	UPPER	NO
12101032113	MIDDLE	YES
12101032200	MIDDLE	NO
12101032300	MIDDLE	NO
12101032401	MIDDLE	NO
12101032402	MODERATE	NO
12101032500	MIDDLE	YES
12101032601	MODERATE	YES
12101032602	MIDDLE	NO
12101032700	MODERATE	NO
12101032802	MODERATE	NO



Pasco, FLORIDA

Census Tract	Tract Income Class	Minority Tract
12101032804	MODERATE	NO
12101032805	MIDDLE	NO
12101032901	MODERATE	NO
12101032902	MIDDLE	NO
12101032905	MODERATE	NO
12101033005	MODERATE	NO
12101033006	MODERATE	NO
12101033007	MODERATE	NO
12101033008	MODERATE	NO
12101033009	MODERATE	NO
12101033010	MODERATE	NO
12101033011	MODERATE	NO
12101033012	MODERATE	NO
12101033013	MODERATE	NO
12101033014	MODERATE	NO
12101033101	MODERATE	NO
12101033102	MODERATE	NO
12101990000	NA	NO

Pasco, FLORIDA

Census Tract	Tract Income Class	Minority Tract
Summary Data: Pasco		
Number of Census Tracts		131
Number of Minority Tracts		9
Percentage of Minority Tracts		6.87%
Number of Low Income Tracts		4
Percentage of Low Income Tracts		3.05%
Number of Moderate Income Tracts		63
Percentage of Moderate Income Tracts		48.09%
Number of Middle Income Tracts		34
Percentage of Middle Income Tracts		25.95%
Number of Upper Income Tracts		29
Percentage of Upper Income Tracts		22.14%
Number of NA Income Tracts		1
Percentage of NA Income Tracts		0.76%

Pinellas, FLORIDA

Census Tract	Tract Income Class	Minority Tract
12103020110	MIDDLE	YES
12103020201	MIDDLE	YES
12103020202	UPPER	YES
12103020206	MODERATE	YES
12103020207	MIDDLE	NO
12103020208	MIDDLE	YES
12103020209	UPPER	YES
12103020301	UPPER	YES
12103020302	UPPER	NO
12103020400	UPPER	NO
12103020500	MODERATE	YES
12103020600	MIDDLE	YES
12103020700	MODERATE	YES
12103020800	MODERATE	YES
12103021200	MODERATE	YES
12103021501	UPPER	NO
12103021502	NA	NO
12103021600	MODERATE	YES
12103021800	MIDDLE	NO
12103021900	MIDDLE	NO
12103022000	MIDDLE	YES
12103022101	MIDDLE	NO
12103022102	MIDDLE	NO
12103022200	MIDDLE	NO
12103022301	MIDDLE	NO
12103022302	UPPER	NO
12103022401	UPPER	NO

Pinellas, FLORIDA

Census Tract	Tract Income Class	Minority Tract
12103020105	UPPER	NO
12103020106	UPPER	NO
12103020107	UPPER	NO
12103020108	MIDDLE	NO
12103020109	MIDDLE	YES



Pinellas, FLORIDA		
Census Tract	Tract Income Class	Minority Tract
12103022402	UPPER	NO
12103022501	MIDDLE	NO
12103022502	MIDDLE	NO
12103022503	MIDDLE	NO
12103022601	MIDDLE	NO
12103022602	UPPER	NO
12103022700	UPPER	NO
12103022801	MIDDLE	NO
12103022802	UPPER	NO
12103022901	MIDDLE	NO
12103022902	MIDDLE	NO
12103023000	MODERATE	NO
12103023100	MIDDLE	NO
12103023200	UPPER	NO
12103023300	MIDDLE	NO
12103023400	UPPER	NO
12103023501	UPPER	NO
12103023502	NA	NO
12103023601	MIDDLE	NO
12103023602	UPPER	NO
12103023700	UPPER	NO
12103023800	UPPER	NO
12103023900	MIDDLE	NO
12103024001	UPPER	NO
12103024002	UPPER	NO
12103024004	UPPER	NO
12103024005	UPPER	NO

Pinellas, FLORIDA		
Census Tract	Tract Income Class	Minority Tract
12103024100	MIDDLE	NO
12103024201	MIDDLE	NO
12103024202	UPPER	NO
12103024301	MIDDLE	NO
12103024302	MIDDLE	NO
12103024403	MIDDLE	NO
12103024406	MIDDLE	NO
12103024408	MIDDLE	NO
12103024409	UPPER	NO
12103024410	MIDDLE	NO
12103024411	UPPER	NO
12103024412	UPPER	NO
12103024413	MIDDLE	NO
12103024505	MIDDLE	NO
12103024507	MIDDLE	NO
12103024508	MODERATE	NO
12103024509	UPPER	NO
12103024510	MODERATE	YES
12103024512	MIDDLE	NO
12103024514	MIDDLE	NO
12103024515	UPPER	NO
12103024516	MIDDLE	NO
12103024517	MIDDLE	NO
12103024518	NA	NO
12103024519	MIDDLE	NO
12103024601	MODERATE	NO
12103024603	LOW	YES

Pinellas, FLORIDA		
Census Tract	Tract Income Class	Minority Tract
12103024604	LOW	NO
12103024701	MODERATE	NO
12103024702	MODERATE	NO
12103024703	MODERATE	NO
12103024801	MIDDLE	NO
12103024803	MODERATE	NO
12103024804	MIDDLE	NO
12103024805	MIDDLE	NO
12103024901	MODERATE	NO
12103024904	MIDDLE	NO
12103024905	MODERATE	NO
12103024906	MIDDLE	NO
12103024907	MODERATE	NO
12103024908	MIDDLE	NO
12103025004	MIDDLE	NO
12103025007	MIDDLE	NO
12103025009	MIDDLE	NO
12103025011	UPPER	NO
12103025012	UPPER	NO
12103025013	MIDDLE	NO
12103025014	MIDDLE	NO
12103025015	MIDDLE	NO
12103025016	MIDDLE	NO
12103025017	MODERATE	NO
12103025018	MODERATE	NO
12103025019	MODERATE	NO
12103025020	MODERATE	NO



Pinellas, FLORIDA

Census Tract	Tract Income Class	Minority Tract
12103025021	MIDDLE	NO
12103025106	MIDDLE	NO
12103025107	UPPER	NO
12103025108	MIDDLE	NO
12103025109	MODERATE	NO
12103025110	MIDDLE	NO
12103025111	MIDDLE	NO
12103025112	MIDDLE	NO
12103025113	MIDDLE	NO
12103025114	MIDDLE	NO
12103025115	MIDDLE	NO
12103025116	MIDDLE	NO
12103025119	UPPER	NO
12103025120	UPPER	NO
12103025121	UPPER	NO
12103025122	UPPER	NO
12103025123	MIDDLE	NO
12103025204	MIDDLE	NO
12103025205	UPPER	NO
12103025207	MIDDLE	NO
12103025208	MIDDLE	NO
12103025209	MIDDLE	NO
12103025210	UPPER	NO
12103025211	MIDDLE	NO
12103025303	MODERATE	NO
12103025305	MODERATE	NO
12103025307	MIDDLE	NO

Pinellas, FLORIDA

Census Tract	Tract Income Class	Minority Tract
12103025309	MIDDLE	NO
12103025310	MODERATE	NO
12103025311	MIDDLE	NO
12103025401	MIDDLE	NO
12103025407	MIDDLE	NO
12103025411	MODERATE	NO
12103025412	MIDDLE	NO
12103025413	MIDDLE	NO
12103025414	MODERATE	NO
12103025415	MODERATE	NO
12103025416	MODERATE	NO
12103025417	MODERATE	NO
12103025418	MODERATE	NO
12103025419	MIDDLE	NO
12103025420	MIDDLE	NO
12103025421	UPPER	NO
12103025501	MIDDLE	NO
12103025505	LOW	YES
12103025507	MODERATE	NO
12103025508	MIDDLE	NO
12103025509	NA	NO
12103025510	MIDDLE	NO
12103025602	MODERATE	NO
12103025603	MIDDLE	NO
12103025604	MIDDLE	NO
12103025700	UPPER	NO
12103025800	MODERATE	YES

Pinellas, FLORIDA

Census Tract	Tract Income Class	Minority Tract
12103025901	MODERATE	NO
12103025902	NA	NO
12103026001	UPPER	NO
12103026003	UPPER	NO
12103026004	UPPER	NO
12103026101	MIDDLE	YES
12103026102	MIDDLE	NO
12103026200	LOW	YES
12103026300	MODERATE	YES
12103026401	MIDDLE	NO
12103026402	MODERATE	YES
12103026501	MODERATE	NO
12103026502	MODERATE	NO
12103026601	UPPER	NO
12103026602	MIDDLE	NO
12103026701	MODERATE	NO
12103026703	MODERATE	NO
12103026704	MIDDLE	NO
12103026705	MIDDLE	NO
12103026804	MIDDLE	NO
12103026809	UPPER	NO
12103026811	UPPER	NO
12103026812	MIDDLE	NO
12103026813	UPPER	NO
12103026814	MIDDLE	NO
12103026815	UPPER	NO
12103026816	UPPER	NO



Pinellas, FLORIDA		
Census Tract	Tract Income Class	Minority Tract
12103026817	UPPER	NO
12103026818	MODERATE	YES
12103026819	MIDDLE	NO
12103026820	MIDDLE	NO
12103026821	UPPER	NO
12103026904	MIDDLE	NO
12103026908	UPPER	NO
12103026909	MIDDLE	NO
12103026911	MODERATE	NO
12103026912	MODERATE	NO
12103026913	MIDDLE	NO
12103026914	MIDDLE	NO
12103026915	MIDDLE	NO
12103026916	MIDDLE	NO
12103026917	MIDDLE	NO
12103027000	MIDDLE	NO
12103027105	MIDDLE	NO
12103027106	MIDDLE	NO
12103027107	MODERATE	NO
12103027108	MIDDLE	NO
12103027202	UPPER	NO
12103027204	UPPER	NO
12103027206	UPPER	NO
12103027207	UPPER	NO
12103027208	UPPER	NO
12103027209	MODERATE	NO
12103027210	MIDDLE	NO

Pinellas, FLORIDA		
Census Tract	Tract Income Class	Minority Tract
12103027211	MIDDLE	NO
12103027212	MIDDLE	NO
12103027308	MIDDLE	NO
12103027309	UPPER	NO
12103027314	MIDDLE	NO
12103027316	MIDDLE	NO
12103027317	MIDDLE	NO
12103027318	MIDDLE	NO
12103027319	MIDDLE	NO
12103027320	UPPER	NO
12103027321	UPPER	NO
12103027323	MIDDLE	NO
12103027324	UPPER	NO
12103027325	UPPER	NO
12103027326	MIDDLE	NO
12103027327	MIDDLE	NO
12103027328	UPPER	NO
12103027329	UPPER	NO
12103027330	MODERATE	NO
12103027331	MIDDLE	NO
12103027332	UPPER	NO
12103027333	MIDDLE	NO
12103027401	MIDDLE	NO
12103027404	MODERATE	NO
12103027501	MIDDLE	NO
12103027503	UPPER	NO
12103027504	MODERATE	NO

Pinellas, FLORIDA		
Census Tract	Tract Income Class	Minority Tract
12103027603	UPPER	NO
12103027604	UPPER	NO
12103027605	UPPER	NO
12103027606	UPPER	NO
12103027701	UPPER	NO
12103027703	UPPER	NO
12103027704	UPPER	NO
12103027801	UPPER	NO
12103027802	NA	NO
12103027901	UPPER	NO
12103027905	UPPER	NO
12103028002	UPPER	NO
12103028004	UPPER	NO
12103028005	UPPER	NO
12103028006	UPPER	NO
12103028102	MIDDLE	NO
12103028103	MIDDLE	NO
12103028104	MIDDLE	NO
12103028200	MIDDLE	NO
12103028300	MIDDLE	NO
12103028403	MIDDLE	NO
12103028500	MIDDLE	NO
12103028601	UPPER	NO
12103028602	NA	NO
12103028700	LOW	YES
12103990000	NA	NO
12103990100	NA	NO



Pinellas, FLORIDA

Census Tract	Tract Income Class	Minority Tract
Summary Data: Pinellas		
Number of Census Tracts		275
Number of Minority Tracts		25
Percentage of Minority Tracts		9.09%
Number of Low Income Tracts		5
Percentage of Low Income Tracts		1.82%
Number of Moderate Income Tracts		49
Percentage of Moderate Income Tracts		17.82%
Number of Middle Income Tracts		129
Percentage of Middle Income Tracts		46.91%
Number of Upper Income Tracts		83
Percentage of Upper Income Tracts		30.18%
Number of NA Income Tracts		9
Percentage of NA Income Tracts		3.27%

Polk, FLORIDA

Census Tract	Tract Income Class	Minority Tract
12105010300	MIDDLE	NO
12105010401	MIDDLE	NO
12105010402	MIDDLE	NO
12105010501	UPPER	NO
12105010502	UPPER	NO

Polk, FLORIDA

Census Tract	Tract Income Class	Minority Tract
12105010601	UPPER	NO
12105010603	UPPER	NO
12105010604	MIDDLE	NO
12105010701	MIDDLE	NO
12105010702	MIDDLE	NO
12105010800	MODERATE	NO
12105010900	MODERATE	YES
12105011000	MIDDLE	YES
12105011100	MODERATE	YES
12105011202	MODERATE	YES
12105011203	MODERATE	YES
12105011204	NA	YES
12105011300	MODERATE	YES
12105011400	MODERATE	YES
12105011501	MIDDLE	NO
12105011502	UPPER	NO
12105011603	MODERATE	NO
12105011604	MODERATE	NO
12105011605	MIDDLE	NO
12105011606	MIDDLE	NO
12105011704	MODERATE	YES
12105011721	MIDDLE	NO
12105011722	MODERATE	NO
12105011731	MODERATE	NO
12105011732	MODERATE	YES
12105011821	UPPER	NO
12105011822	UPPER	NO

Polk, FLORIDA

Census Tract	Tract Income Class	Minority Tract
12105011832	MIDDLE	NO
12105011834	UPPER	NO
12105011835	UPPER	NO
12105011836	UPPER	NO
12105011837	UPPER	NO
12105011838	UPPER	NO
12105011901	MODERATE	NO
12105011902	UPPER	NO
12105011908	MIDDLE	NO
12105011909	UPPER	NO
12105011910	UPPER	NO
12105011911	UPPER	NO
12105011912	UPPER	NO
12105011913	MIDDLE	YES
12105012001	MIDDLE	YES
12105012002	MIDDLE	NO
12105012003	MIDDLE	NO
12105012004	UPPER	NO
12105012113	UPPER	NO
12105012124	MIDDLE	NO
12105012125	MIDDLE	NO
12105012126	UPPER	YES
12105012127	MIDDLE	NO
12105012128	MIDDLE	NO
12105012130	MIDDLE	NO
12105012131	MIDDLE	NO
12105012132	MIDDLE	NO



Polk, FLORIDA

Census Tract	Tract Income Class	Minority Tract
12105012133	MIDDLE	NO
12105012203	MIDDLE	NO
12105012207	MIDDLE	NO
12105012208	MIDDLE	NO
12105012209	MIDDLE	NO
12105012303	UPPER	NO
12105012304	UPPER	NO
12105012305	MODERATE	NO
12105012306	MIDDLE	NO
12105012307	MIDDLE	NO
12105012309	NA	NO
12105012404	MIDDLE	NO
12105012405	MIDDLE	YES
12105012407	MIDDLE	NO
12105012408	UPPER	NO
12105012409	MIDDLE	NO
12105012410	MIDDLE	YES
12105012411	MIDDLE	YES
12105012412	MIDDLE	YES
12105012413	MIDDLE	YES
12105012414	MIDDLE	NO
12105012415	UPPER	YES
12105012502	UPPER	YES
12105012506	MIDDLE	YES
12105012508	MIDDLE	YES
12105012509	UPPER	NO
12105012510	NA	YES

Polk, FLORIDA

Census Tract	Tract Income Class	Minority Tract
12105012511	MODERATE	YES
12105012512	MIDDLE	YES
12105012513	UPPER	NO
12105012514	UPPER	YES
12105012515	MIDDLE	YES
12105012601	MODERATE	YES
12105012602	MODERATE	YES
12105012701	MIDDLE	YES
12105012702	MODERATE	YES
12105012802	MIDDLE	YES
12105012803	MIDDLE	NO
12105012804	MODERATE	NO
12105012900	MIDDLE	NO
12105013001	UPPER	NO
12105013002	MIDDLE	NO
12105013101	UPPER	NO
12105013102	MIDDLE	NO
12105013103	MIDDLE	NO
12105013200	MODERATE	YES
12105013300	MODERATE	YES
12105013400	LOW	YES
12105013500	MIDDLE	NO
12105013601	LOW	YES
12105013602	MODERATE	YES
12105013701	MODERATE	NO
12105013702	MODERATE	YES
12105013801	MIDDLE	NO

Polk, FLORIDA

Census Tract	Tract Income Class	Minority Tract
12105013802	MODERATE	YES
12105013901	MIDDLE	YES
12105013902	UPPER	NO
12105014001	MIDDLE	NO
12105014003	MIDDLE	NO
12105014005	UPPER	NO
12105014006	UPPER	NO
12105014104	MIDDLE	YES
12105014121	MIDDLE	YES
12105014123	MIDDLE	NO
12105014124	MIDDLE	NO
12105014126	MIDDLE	YES
12105014127	MODERATE	YES
12105014128	MIDDLE	YES
12105014129	UPPER	NO
12105014130	MIDDLE	YES
12105014131	MODERATE	YES
12105014201	MODERATE	NO
12105014202	MIDDLE	NO
12105014203	MODERATE	NO
12105014301	MIDDLE	YES
12105014303	MIDDLE	YES
12105014304	UPPER	NO
12105014401	MIDDLE	NO
12105014402	UPPER	YES
12105014501	MODERATE	YES
12105014502	MODERATE	YES



Polk, FLORIDA

Census Tract	Tract Income Class	Minority Tract
12105014600	MIDDLE	NO
12105014701	UPPER	NO
12105014703	MIDDLE	NO
12105014704	UPPER	NO
12105014802	MIDDLE	NO
12105014803	UPPER	NO
12105014804	UPPER	NO
12105014903	MODERATE	NO
12105014904	MIDDLE	YES
12105014905	UPPER	NO
12105014906	MIDDLE	NO
12105015000	MODERATE	YES
12105015101	UPPER	NO
12105015102	UPPER	NO
12105015200	MODERATE	YES
12105015301	MIDDLE	NO
12105015302	MIDDLE	NO
12105015401	MODERATE	NO
12105015402	MIDDLE	NO
12105015404	MIDDLE	NO
12105015405	MODERATE	NO
12105015500	MODERATE	YES
12105015600	MODERATE	NO
12105015701	MIDDLE	NO
12105015702	MIDDLE	NO
12105015801	MIDDLE	NO
12105015802	MIDDLE	YES

Polk, FLORIDA

Census Tract	Tract Income Class	Minority Tract
12105015900	MIDDLE	NO
12105016001	MIDDLE	NO
12105016002	MIDDLE	YES
12105016003	MODERATE	NO
12105016100	MODERATE	NO
12105016400	MODERATE	YES
12105980000	NA	YES

Summary Data: Polk

Number of Census Tracts	174
Number of Minority Tracts	60
Percentage of Minority Tracts	34.48%
Number of Low Income Tracts	2
Percentage of Low Income Tracts	1.15%
Number of Moderate Income Tracts	42
Percentage of Moderate Income Tracts	24.14%
Number of Middle Income Tracts	83
Percentage of Middle Income Tracts	47.70%
Number of Upper Income Tracts	43
Percentage of Upper Income Tracts	24.71%
Number of NA Income Tracts	4
Percentage of NA Income Tracts	2.30%

Putnam, FLORIDA

Census Tract	Tract Income Class	Minority Tract
12107950100	UPPER	NO
12107950201	MODERATE	NO
12107950202	MODERATE	NO
12107950300	MIDDLE	NO
12107950400	MIDDLE	NO
12107950500	MIDDLE	NO
12107950600	UPPER	NO
12107950700	MIDDLE	YES
12107950800	MODERATE	YES
12107950900	MIDDLE	NO
12107951000	UPPER	NO
12107951100	MIDDLE	NO
12107951200	MODERATE	NO
12107951300	MIDDLE	NO
12107951401	MODERATE	YES
12107951402	MODERATE	NO
12107980000	NA	NO

Putnam, FLORIDA

Census Tract	Tract Income Class	Minority Tract
Summary Data: Putnam		
Number of Census Tracts		17
Number of Minority Tracts		3
Percentage of Minority Tracts		17.65%
Number of Low Income Tracts		0
Percentage of Low Income Tracts		0.00%
Number of Moderate Income Tracts		6
Percentage of Moderate Income Tracts		35.29%
Number of Middle Income Tracts		7
Percentage of Middle Income Tracts		41.18%
Number of Upper Income Tracts		3
Percentage of Upper Income Tracts		17.65%
Number of NA Income Tracts		1
Percentage of NA Income Tracts		5.88%

Santa Rosa, FLORIDA

Census Tract	Tract Income Class	Minority Tract
12113010100	MIDDLE	NO
12113010200	MIDDLE	NO
12113010301	MIDDLE	NO
12113010302	UPPER	NO
12113010303	UPPER	NO

Santa Rosa, FLORIDA

Census Tract	Tract Income Class	Minority Tract
12113010400	MIDDLE	NO
12113010503	MIDDLE	NO
12113010504	MIDDLE	NO
12113010505	MIDDLE	NO
12113010506	UPPER	NO
12113010601	MODERATE	NO
12113010602	MODERATE	NO
12113010704	MIDDLE	NO
12113010705	MODERATE	NO
12113010707	UPPER	NO
12113010708	MIDDLE	NO
12113010709	MIDDLE	NO
12113010710	MIDDLE	NO
12113010711	MIDDLE	NO
12113010712	UPPER	NO
12113010802	UPPER	NO
12113010808	MIDDLE	NO
12113010809	UPPER	NO
12113010812	UPPER	NO
12113010813	MIDDLE	NO
12113010814	UPPER	NO
12113010820	UPPER	NO
12113010821	UPPER	NO
12113010822	UPPER	NO
12113010823	MODERATE	NO
12113010824	UPPER	NO
12113010825	UPPER	NO

Santa Rosa, FLORIDA

Census Tract	Tract Income Class	Minority Tract
12113010826	MODERATE	NO
12113010827	UPPER	NO
12113010828	UPPER	NO
12113010900	UPPER	NO
12113990000	NA	NO
Summary Data: Santa Rosa		
Number of Census Tracts		37
Number of Minority Tracts		0
Percentage of Minority Tracts		0.00%
Number of Low Income Tracts		0
Percentage of Low Income Tracts		0.00%
Number of Moderate Income Tracts		5
Percentage of Moderate Income Tracts		13.51%
Number of Middle Income Tracts		14
Percentage of Middle Income Tracts		37.84%
Number of Upper Income Tracts		17
Percentage of Upper Income Tracts		45.95%
Number of NA Income Tracts		1
Percentage of NA Income Tracts		2.70%

Sarasota, FLORIDA

Census Tract	Tract Income Class	Minority Tract
--------------	--------------------	----------------



Sarasota, FLORIDA

Census Tract	Tract Income Class	Minority Tract
12115000102	MIDDLE	NO
12115000103	UPPER	NO
12115000104	UPPER	NO
12115000200	MIDDLE	YES
12115000300	LOW	YES
12115000401	MIDDLE	NO
12115000404	UPPER	NO
12115000405	MIDDLE	NO
12115000406	MODERATE	NO
12115000407	MODERATE	NO
12115000501	UPPER	NO
12115000502	MIDDLE	NO
12115000503	MODERATE	NO
12115000601	UPPER	NO
12115000602	MIDDLE	NO
12115000700	UPPER	NO
12115000801	UPPER	NO
12115000802	UPPER	NO
12115000900	UPPER	NO
12115001000	MODERATE	NO
12115001101	MIDDLE	NO
12115001102	MODERATE	YES
12115001202	MODERATE	NO
12115001203	MIDDLE	NO
12115001204	MIDDLE	NO
12115001205	UPPER	NO
12115001206	MIDDLE	NO

Sarasota, FLORIDA

Census Tract	Tract Income Class	Minority Tract
12115001301	MIDDLE	NO
12115001302	UPPER	NO
12115001303	MIDDLE	NO
12115001304	MIDDLE	NO
12115001402	MIDDLE	NO
12115001403	UPPER	NO
12115001404	UPPER	NO
12115001405	UPPER	NO
12115001503	MIDDLE	NO
12115001504	MIDDLE	NO
12115001505	MIDDLE	NO
12115001508	MIDDLE	NO
12115001509	UPPER	NO
12115001510	UPPER	NO
12115001511	MIDDLE	NO
12115001601	MIDDLE	NO
12115001602	MODERATE	NO
12115001702	MIDDLE	NO
12115001703	MODERATE	NO
12115001704	MIDDLE	NO
12115001801	UPPER	NO
12115001803	MIDDLE	NO
12115001804	MIDDLE	NO
12115001805	MIDDLE	NO
12115001903	UPPER	NO
12115001904	UPPER	NO
12115001905	MIDDLE	NO

Sarasota, FLORIDA

Census Tract	Tract Income Class	Minority Tract
12115001909	UPPER	NO
12115002003	MIDDLE	NO
12115002004	MIDDLE	NO
12115002007	MIDDLE	NO
12115002008	MIDDLE	NO
12115002011	MIDDLE	NO
12115002012	MIDDLE	NO
12115002013	UPPER	NO
12115002014	UPPER	NO
12115002015	MIDDLE	NO
12115002016	UPPER	NO
12115002101	UPPER	NO
12115002102	UPPER	NO
12115002201	MIDDLE	NO
12115002203	MODERATE	NO
12115002204	UPPER	NO
12115002205	MIDDLE	NO
12115002302	MIDDLE	NO
12115002304	MIDDLE	NO
12115002305	MIDDLE	NO
12115002306	MIDDLE	NO
12115002307	MIDDLE	NO
12115002401	UPPER	NO
12115002403	MODERATE	NO
12115002404	MIDDLE	NO
12115002504	MIDDLE	NO
12115002505	MIDDLE	NO



Sarasota, FLORIDA

Census Tract	Tract Income Class	Minority Tract
12115002507	MIDDLE	NO
12115002508	MIDDLE	NO
12115002509	MIDDLE	NO
12115002510	MIDDLE	NO
12115002511	MIDDLE	NO
12115002601	UPPER	NO
12115002602	MIDDLE	NO
12115002603	MODERATE	NO
12115002604	MIDDLE	NO
12115002605	MIDDLE	NO
12115002710	MIDDLE	NO
12115002714	UPPER	NO
12115002716	UPPER	NO
12115002720	MIDDLE	NO
12115002721	MODERATE	NO
12115002723	MODERATE	NO
12115002724	MODERATE	NO
12115002725	UPPER	NO
12115002726	UPPER	NO
12115002727	NA	NO
12115002728	UPPER	NO
12115002729	MODERATE	NO
12115002730	MIDDLE	NO
12115002731	MIDDLE	NO
12115002732	MIDDLE	NO
12115002733	MIDDLE	NO
12115002734	UPPER	NO

Sarasota, FLORIDA

Census Tract	Tract Income Class	Minority Tract
12115002735	UPPER	NO
12115002736	MIDDLE	NO
12115002737	MIDDLE	NO
12115002738	MIDDLE	NO
12115002739	MIDDLE	NO
12115002740	MODERATE	NO
12115002741	MODERATE	NO
12115002742	MIDDLE	NO
12115002743	MIDDLE	NO
12115002744	MODERATE	NO
12115002745	MODERATE	NO
12115002746	UPPER	NO
12115002747	MODERATE	NO
12115002748	UPPER	NO
12115990000	NA	NO

Sarasota, FLORIDA

Census Tract	Tract Income Class	Minority Tract
Summary Data: Sarasota		
Number of Census Tracts		123
Number of Minority Tracts		3
Percentage of Minority Tracts		2.44%
Number of Low Income Tracts		1
Percentage of Low Income Tracts		0.81%
Number of Moderate Income Tracts		20
Percentage of Moderate Income Tracts		16.26%
Number of Middle Income Tracts		63
Percentage of Middle Income Tracts		51.22%
Number of Upper Income Tracts		37
Percentage of Upper Income Tracts		30.08%
Number of NA Income Tracts		2
Percentage of NA Income Tracts		1.63%

Seminole, FLORIDA

Census Tract	Tract Income Class	Minority Tract
12117020101	MODERATE	NO
12117020102	MIDDLE	NO
12117020201	MODERATE	YES
12117020202	MIDDLE	YES
12117020301	MIDDLE	NO



Seminole, FLORIDA

Census Tract	Tract Income Class	Minority Tract
12117020302	MODERATE	YES
12117020401	MODERATE	YES
12117020402	MIDDLE	YES
12117020500	LOW	YES
12117020601	MIDDLE	YES
12117020602	MIDDLE	YES
12117020703	UPPER	NO
12117020704	UPPER	NO
12117020705	UPPER	NO
12117020706	UPPER	NO
12117020707	UPPER	NO
12117020803	MIDDLE	NO
12117020805	UPPER	NO
12117020806	UPPER	YES
12117020807	MODERATE	YES
12117020808	UPPER	NO
12117020810	UPPER	NO
12117020811	UPPER	NO
12117020812	MIDDLE	YES
12117020901	MODERATE	YES
12117020902	MODERATE	YES
12117020904	MODERATE	YES
12117020905	MIDDLE	NO
12117021000	UPPER	YES
12117021100	MIDDLE	YES
12117021201	UPPER	NO
12117021203	UPPER	NO

Seminole, FLORIDA

Census Tract	Tract Income Class	Minority Tract
12117021205	UPPER	NO
12117021206	UPPER	NO
12117021306	MIDDLE	NO
12117021307	UPPER	NO
12117021311	UPPER	NO
12117021312	UPPER	NO
12117021313	UPPER	NO
12117021314	UPPER	NO
12117021315	UPPER	NO
12117021316	UPPER	NO
12117021317	UPPER	NO
12117021318	UPPER	NO
12117021319	UPPER	NO
12117021320	UPPER	NO
12117021321	MIDDLE	NO
12117021401	MIDDLE	YES
12117021403	UPPER	NO
12117021404	MIDDLE	NO
12117021504	UPPER	NO
12117021505	UPPER	NO
12117021506	UPPER	NO
12117021507	MIDDLE	NO
12117021604	UPPER	NO
12117021606	MODERATE	YES
12117021608	MIDDLE	YES
12117021609	UPPER	NO
12117021611	UPPER	NO

Seminole, FLORIDA

Census Tract	Tract Income Class	Minority Tract
12117021612	UPPER	NO
12117021613	MIDDLE	YES
12117021614	MIDDLE	YES
12117021617	UPPER	NO
12117021704	MIDDLE	NO
12117021705	MIDDLE	YES
12117021706	MIDDLE	NO
12117021707	MIDDLE	YES
12117021708	UPPER	YES
12117021802	MODERATE	NO
12117021803	MIDDLE	YES
12117021805	UPPER	NO
12117021806	MIDDLE	NO
12117021901	MIDDLE	NO
12117021902	MIDDLE	YES
12117022001	MODERATE	YES
12117022002	MIDDLE	YES
12117022004	MIDDLE	NO
12117022006	MIDDLE	NO
12117022007	MIDDLE	NO
12117022101	MODERATE	NO
12117022104	MIDDLE	NO
12117022105	UPPER	NO
12117022106	MIDDLE	NO
12117022201	MIDDLE	NO
12117022205	UPPER	NO
12117022206	MIDDLE	NO



Seminole, FLORIDA

Census Tract	Tract Income Class	Minority Tract
12117022207	UPPER	NO
12117022208	MIDDLE	YES
12117022209	MIDDLE	NO

Summary Data: Seminole

Number of Census Tracts	89
Number of Minority Tracts	29
Percentage of Minority Tracts	32.58%
Number of Low Income Tracts	1
Percentage of Low Income Tracts	1.12%
Number of Moderate Income Tracts	12
Percentage of Moderate Income Tracts	13.48%
Number of Middle Income Tracts	36
Percentage of Middle Income Tracts	40.45%
Number of Upper Income Tracts	40
Percentage of Upper Income Tracts	44.94%
Number of NA Income Tracts	0
Percentage of NA Income Tracts	0.00%

St. Johns, FLORIDA

Census Tract	Tract Income Class	Minority Tract
12109020200	MIDDLE	NO
12109020300	MODERATE	NO

St. Johns, FLORIDA

Census Tract	Tract Income Class	Minority Tract
12109020400	MIDDLE	NO
12109020500	UPPER	NO
12109020603	UPPER	NO
12109020604	MIDDLE	NO
12109020605	UPPER	NO
12109020606	MIDDLE	NO
12109020704	UPPER	NO
12109020705	UPPER	NO
12109020706	UPPER	NO
12109020707	MIDDLE	NO
12109020708	UPPER	NO
12109020710	UPPER	NO
12109020712	UPPER	NO
12109020713	UPPER	NO
12109020801	UPPER	NO
12109020802	UPPER	NO
12109020803	UPPER	NO
12109020804	UPPER	NO
12109020807	UPPER	NO
12109020808	UPPER	NO
12109020809	UPPER	NO
12109020810	UPPER	NO
12109020811	UPPER	NO
12109020903	MIDDLE	NO
12109020904	MIDDLE	NO
12109020905	MIDDLE	NO
12109020906	UPPER	NO

St. Johns, FLORIDA

Census Tract	Tract Income Class	Minority Tract
12109020907	UPPER	NO
12109020908	MIDDLE	NO
12109021002	MODERATE	NO
12109021003	MODERATE	NO
12109021004	MIDDLE	NO
12109021101	MODERATE	NO
12109021102	MIDDLE	NO
12109021103	MIDDLE	NO
12109021207	MIDDLE	NO
12109021208	MIDDLE	NO
12109021209	UPPER	NO
12109021210	MIDDLE	NO
12109021211	MODERATE	NO
12109021301	MODERATE	NO
12109021302	MIDDLE	NO
12109021403	UPPER	NO
12109021404	UPPER	NO
12109021408	UPPER	NO
12109021409	UPPER	NO
12109021410	MIDDLE	NO
12109990100	NA	NO
12109990200	NA	NO



St. Johns, FLORIDA

Census Tract	Tract Income Class	Minority Tract
Summary Data: St. Johns		
Number of Census Tracts		51
Number of Minority Tracts		0
Percentage of Minority Tracts		0.00%
Number of Low Income Tracts		0
Percentage of Low Income Tracts		0.00%
Number of Moderate Income Tracts		6
Percentage of Moderate Income Tracts		11.76%
Number of Middle Income Tracts		17
Percentage of Middle Income Tracts		33.33%
Number of Upper Income Tracts		26
Percentage of Upper Income Tracts		50.98%
Number of NA Income Tracts		2
Percentage of NA Income Tracts		3.92%

St. Lucie, FLORIDA

Census Tract	Tract Income Class	Minority Tract
12111380100	LOW	YES
12111380200	LOW	YES
12111380300	LOW	YES
12111380400	MIDDLE	YES
12111380500	MODERATE	YES

St. Lucie, FLORIDA

Census Tract	Tract Income Class	Minority Tract
12111380600	MODERATE	YES
12111380700	MODERATE	YES
12111380800	MIDDLE	NO
12111380901	MODERATE	YES
12111380902	MODERATE	YES
12111381000	MIDDLE	NO
12111381103	MIDDLE	NO
12111381104	NA	NO
12111381105	MIDDLE	NO
12111381106	MIDDLE	NO
12111381107	MIDDLE	NO
12111381204	UPPER	NO
12111381300	UPPER	NO
12111381401	MODERATE	NO
12111381402	MODERATE	YES
12111381504	MIDDLE	NO
12111381505	MIDDLE	YES
12111381506	MIDDLE	YES
12111381507	UPPER	NO
12111381508	MODERATE	NO
12111381602	MIDDLE	NO
12111381603	MODERATE	NO
12111381604	NA	NO
12111381605	MIDDLE	NO
12111381701	UPPER	NO
12111381702	MIDDLE	NO
12111381802	MODERATE	YES

St. Lucie, FLORIDA

Census Tract	Tract Income Class	Minority Tract
12111381803	MIDDLE	NO
12111381804	MODERATE	NO
12111381900	MIDDLE	NO
12111382007	MIDDLE	YES
12111382008	MIDDLE	YES
12111382009	MODERATE	NO
12111382010	MIDDLE	NO
12111382011	MIDDLE	NO
12111382012	MIDDLE	YES
12111382013	MIDDLE	NO
12111382014	MIDDLE	NO
12111382015	MIDDLE	NO
12111382016	UPPER	NO
12111382110	MIDDLE	NO
12111382112	MIDDLE	YES
12111382114	MIDDLE	YES
12111382115	MODERATE	YES
12111382116	MIDDLE	YES
12111382117	MIDDLE	YES
12111382118	UPPER	YES
12111382119	MODERATE	YES
12111382120	MIDDLE	NO
12111382121	MIDDLE	NO
12111382122	UPPER	NO
12111382123	MIDDLE	YES
12111382124	MODERATE	YES
12111382125	UPPER	YES



St. Lucie, FLORIDA

Census Tract	Tract Income Class	Minority Tract
12111382126	MIDDLE	NO
12111382127	UPPER	NO
12111382128	MIDDLE	YES
12111382129	MIDDLE	YES
12111382130	MIDDLE	YES
12111382201	MODERATE	NO
12111382202	UPPER	NO
12111980000	NA	YES
12111990000	NA	NO

Summary Data: St. Lucie

Number of Census Tracts	68
Number of Minority Tracts	30
Percentage of Minority Tracts	44.12%
Number of Low Income Tracts	3
Percentage of Low Income Tracts	4.41%
Number of Moderate Income Tracts	16
Percentage of Moderate Income Tracts	23.53%
Number of Middle Income Tracts	35
Percentage of Middle Income Tracts	51.47%
Number of Upper Income Tracts	10
Percentage of Upper Income Tracts	14.71%
Number of NA Income Tracts	4
Percentage of NA Income Tracts	5.88%

Sumter, FLORIDA

Census Tract	Tract Income Class	Minority Tract
12119910100	MODERATE	NO
12119910300	MIDDLE	NO
12119910401	MODERATE	NO
12119910402	MODERATE	NO
12119910500	MIDDLE	NO
12119910601	MODERATE	NO
12119910602	MODERATE	NO
12119910701	MODERATE	NO
12119910702	MIDDLE	NO
12119910800	MIDDLE	NO
12119911000	NA	YES
12119911201	UPPER	NO
12119911202	MIDDLE	NO
12119911203	MIDDLE	NO
12119911204	MIDDLE	NO
12119911205	MIDDLE	NO
12119911206	MIDDLE	NO
12119911207	MIDDLE	NO
12119911301	MODERATE	NO
12119911302	MODERATE	YES
12119911401	MIDDLE	NO
12119911402	MIDDLE	NO
12119911500	MIDDLE	NO
12119911702	MIDDLE	NO
12119911703	MIDDLE	NO
12119911704	MIDDLE	NO
12119980000	NA	YES

Sumter, FLORIDA

Census Tract	Tract Income Class	Minority Tract
12119980100	NA	YES

Summary Data: Sumter

Number of Census Tracts	28
Number of Minority Tracts	4
Percentage of Minority Tracts	14.29%
Number of Low Income Tracts	0
Percentage of Low Income Tracts	0.00%
Number of Moderate Income Tracts	8
Percentage of Moderate Income Tracts	28.57%
Number of Middle Income Tracts	16
Percentage of Middle Income Tracts	57.14%
Number of Upper Income Tracts	1
Percentage of Upper Income Tracts	3.57%
Number of NA Income Tracts	3
Percentage of NA Income Tracts	10.71%

Suwannee, FLORIDA

Census Tract	Tract Income Class	Minority Tract
12121970100	MIDDLE	NO
12121970200	MIDDLE	NO
12121970301	MIDDLE	NO
12121970303	UPPER	NO



Suwannee, FLORIDA

Census Tract	Tract Income Class	Minority Tract
12121970304	MIDDLE	NO
12121970401	MODERATE	YES
12121970402	MIDDLE	NO
12121970501	MIDDLE	NO
12121970502	UPPER	NO
12121970601	MIDDLE	NO
12121970602	MIDDLE	NO

Summary Data: Suwannee

Number of Census Tracts	11
Number of Minority Tracts	1
Percentage of Minority Tracts	9.09%
Number of Low Income Tracts	0
Percentage of Low Income Tracts	0.00%
Number of Moderate Income Tracts	1
Percentage of Moderate Income Tracts	9.09%
Number of Middle Income Tracts	8
Percentage of Middle Income Tracts	72.73%
Number of Upper Income Tracts	2
Percentage of Upper Income Tracts	18.18%
Number of NA Income Tracts	0
Percentage of NA Income Tracts	0.00%

Taylor, FLORIDA

Census Tract	Tract Income Class	Minority Tract
12123950100	MIDDLE	NO
12123950201	MODERATE	NO
12123950202	MIDDLE	NO
12123950301	MODERATE	YES
12123950302	MIDDLE	NO
12123950401	MIDDLE	NO
12123950402	MODERATE	NO
12123990000	NA	NO

Summary Data: Taylor

Number of Census Tracts	8
Number of Minority Tracts	1
Percentage of Minority Tracts	12.50%
Number of Low Income Tracts	0
Percentage of Low Income Tracts	0.00%
Number of Moderate Income Tracts	3
Percentage of Moderate Income Tracts	37.50%
Number of Middle Income Tracts	4
Percentage of Middle Income Tracts	50.00%
Number of Upper Income Tracts	0
Percentage of Upper Income Tracts	0.00%
Number of NA Income Tracts	1
Percentage of NA Income Tracts	12.50%

Union, FLORIDA

Census Tract	Tract Income Class	Minority Tract
12125960100	UPPER	NO
12125960201	MIDDLE	NO
12125960202	UPPER	NO
12125960300	MIDDLE	NO

Summary Data: Union

Number of Census Tracts	4
Number of Minority Tracts	0
Percentage of Minority Tracts	0.00%
Number of Low Income Tracts	0
Percentage of Low Income Tracts	0.00%
Number of Moderate Income Tracts	0
Percentage of Moderate Income Tracts	0.00%
Number of Middle Income Tracts	2
Percentage of Middle Income Tracts	50.00%
Number of Upper Income Tracts	2
Percentage of Upper Income Tracts	50.00%
Number of NA Income Tracts	0
Percentage of NA Income Tracts	0.00%

Volusia, FLORIDA

Census Tract	Tract Income Class	Minority Tract
12127080101	MIDDLE	NO

Volusia, FLORIDA		
Census Tract	Tract Income Class	Minority Tract
12127080102	UPPER	NO
12127080201	MIDDLE	NO
12127080202	MIDDLE	NO
12127080300	MIDDLE	NO
12127080400	UPPER	NO
12127080500	MODERATE	NO
12127080600	MIDDLE	NO
12127080700	MIDDLE	NO
12127080803	MIDDLE	NO
12127080805	MIDDLE	NO
12127080806	MIDDLE	NO
12127080807	MIDDLE	NO
12127080808	MIDDLE	NO
12127080809	MODERATE	NO
12127080901	MODERATE	NO
12127080902	LOW	NO
12127081001	MIDDLE	NO
12127081002	MODERATE	NO
12127081101	MODERATE	NO
12127081102	UPPER	NO
12127081201	MODERATE	NO
12127081202	LOW	NO
12127081300	MIDDLE	NO
12127081500	MIDDLE	NO
12127081600	MODERATE	YES
12127081701	MODERATE	YES
12127081702	MODERATE	YES

Volusia, FLORIDA		
Census Tract	Tract Income Class	Minority Tract
12127081800	MODERATE	YES
12127081900	MODERATE	YES
12127082000	LOW	YES
12127082100	LOW	YES
12127082201	MODERATE	NO
12127082202	MIDDLE	NO
12127082302	MODERATE	NO
12127082303	MODERATE	YES
12127082401	LOW	NO
12127082404	MODERATE	NO
12127082405	MIDDLE	NO
12127082406	UPPER	NO
12127082410	MIDDLE	NO
12127082411	MIDDLE	NO
12127082412	MIDDLE	NO
12127082413	MIDDLE	NO
12127082414	MIDDLE	NO
12127082415	MODERATE	NO
12127082503	MODERATE	NO
12127082506	MIDDLE	NO
12127082508	UPPER	NO
12127082509	MIDDLE	NO
12127082510	MIDDLE	NO
12127082511	MODERATE	NO
12127082512	MIDDLE	NO
12127082513	LOW	NO
12127082604	MIDDLE	NO

Volusia, FLORIDA		
Census Tract	Tract Income Class	Minority Tract
12127082605	MIDDLE	NO
12127082606	UPPER	NO
12127082607	MIDDLE	NO
12127082701	UPPER	NO
12127082703	UPPER	NO
12127082704	UPPER	NO
12127082705	MIDDLE	NO
12127082801	MIDDLE	NO
12127082802	UPPER	NO
12127082902	MIDDLE	NO
12127082903	MIDDLE	NO
12127082904	UPPER	NO
12127083003	MIDDLE	NO
12127083005	MIDDLE	NO
12127083006	MIDDLE	NO
12127083007	MIDDLE	NO
12127083008	MIDDLE	NO
12127083009	MIDDLE	NO
12127083203	UPPER	NO
12127083205	UPPER	NO
12127083206	UPPER	NO
12127083207	UPPER	NO
12127083209	UPPER	NO
12127083210	UPPER	NO
12127083211	UPPER	NO
12127090101	MIDDLE	NO
12127090102	MIDDLE	NO



Volusia, FLORIDA

Census Tract	Tract Income Class	Minority Tract
12127090202	MIDDLE	NO
12127090203	MODERATE	NO
12127090204	UPPER	NO
12127090303	MIDDLE	NO
12127090304	MIDDLE	NO
12127090305	MIDDLE	NO
12127090306	UPPER	NO
12127090307	MIDDLE	NO
12127090401	MIDDLE	NO
12127090402	MIDDLE	NO
12127090500	MODERATE	NO
12127090600	MIDDLE	YES
12127090701	MIDDLE	NO
12127090702	MODERATE	YES
12127090803	MIDDLE	NO
12127090804	MIDDLE	NO
12127090806	MIDDLE	YES
12127090807	MODERATE	NO
12127090808	UPPER	NO
12127090903	UPPER	NO
12127090904	UPPER	NO
12127090905	UPPER	NO
12127090906	MIDDLE	NO
12127091001	UPPER	NO
12127091005	UPPER	NO
12127091015	MIDDLE	YES
12127091016	MIDDLE	YES

Volusia, FLORIDA

Census Tract	Tract Income Class	Minority Tract
12127091017	MIDDLE	YES
12127091018	MIDDLE	YES
12127091019	MIDDLE	YES
12127091020	MIDDLE	YES
12127091021	MIDDLE	NO
12127091023	MIDDLE	YES
12127091025	MIDDLE	YES
12127091028	MODERATE	YES
12127091029	MIDDLE	NO
12127091030	MIDDLE	YES
12127091031	MIDDLE	NO
12127091032	MIDDLE	NO
12127091033	MODERATE	YES
12127091034	MIDDLE	YES
12127091035	MIDDLE	YES
12127091036	MIDDLE	YES
12127091037	MIDDLE	YES
12127091038	MIDDLE	NO
12127091039	MIDDLE	NO
12127092500	MIDDLE	NO
12127990000	NA	NO

Volusia, FLORIDA

Census Tract	Tract Income Class	Minority Tract
Summary Data: Volusia		
Number of Census Tracts		130
Number of Minority Tracts		26
Percentage of Minority Tracts		20.00%
Number of Low Income Tracts		6
Percentage of Low Income Tracts		4.62%
Number of Moderate Income Tracts		24
Percentage of Moderate Income Tracts		18.46%
Number of Middle Income Tracts		73
Percentage of Middle Income Tracts		56.15%
Number of Upper Income Tracts		26
Percentage of Upper Income Tracts		20.00%
Number of NA Income Tracts		1
Percentage of NA Income Tracts		0.77%

Wakulla, FLORIDA

Census Tract	Tract Income Class	Minority Tract
12129010101	MIDDLE	NO
12129010102	MIDDLE	NO
12129010204	UPPER	NO
12129010205	MIDDLE	NO
12129010206	MIDDLE	YES



Wakulla, FLORIDA

Census Tract	Tract Income Class	Minority Tract
12129010207	MIDDLE	NO
12129010208	UPPER	NO
12129010209	MIDDLE	NO
12129990000	NA	NO

Summary Data: Wakulla

Number of Census Tracts	9
Number of Minority Tracts	1
Percentage of Minority Tracts	11.11%
Number of Low Income Tracts	0
Percentage of Low Income Tracts	0.00%
Number of Moderate Income Tracts	0
Percentage of Moderate Income Tracts	0.00%
Number of Middle Income Tracts	6
Percentage of Middle Income Tracts	66.67%
Number of Upper Income Tracts	2
Percentage of Upper Income Tracts	22.22%
Number of NA Income Tracts	1
Percentage of NA Income Tracts	11.11%

Walton, FLORIDA

Census Tract	Tract Income Class	Minority Tract
12131950102	MIDDLE	NO

Walton, FLORIDA

Census Tract	Tract Income Class	Minority Tract
12131950103	MODERATE	NO
12131950104	MODERATE	NO
12131950201	MIDDLE	NO
12131950202	MIDDLE	NO
12131950303	MIDDLE	NO
12131950304	MODERATE	NO
12131950305	LOW	NO
12131950306	MIDDLE	NO
12131950400	MODERATE	NO
12131950501	MIDDLE	NO
12131950502	MIDDLE	NO
12131950604	MIDDLE	NO
12131950605	UPPER	NO
12131950606	UPPER	NO
12131950607	UPPER	NO
12131950608	MIDDLE	NO
12131950609	UPPER	NO
12131950610	UPPER	NO
12131950611	UPPER	NO
12131990000	NA	NO

Walton, FLORIDA

Census Tract	Tract Income Class	Minority Tract
Summary Data: Walton		
Number of Census Tracts		21
Number of Minority Tracts		0
Percentage of Minority Tracts		0.00%
Number of Low Income Tracts		1
Percentage of Low Income Tracts		4.76%
Number of Moderate Income Tracts		4
Percentage of Moderate Income Tracts		19.05%
Number of Middle Income Tracts		9
Percentage of Middle Income Tracts		42.86%
Number of Upper Income Tracts		6
Percentage of Upper Income Tracts		28.57%
Number of NA Income Tracts		1
Percentage of NA Income Tracts		4.76%

Washington, FLORIDA

Census Tract	Tract Income Class	Minority Tract
12133970102	UPPER	NO
12133970103	MIDDLE	NO
12133970104	MIDDLE	NO
12133970200	MIDDLE	NO
12133970301	MODERATE	NO




Washington, FLORIDA

Census Tract	Tract Income Class	Minority Tract
12133970302	MODERATE	NO
12133970303	MIDDLE	NO

Summary Data: Washington

Number of Census Tracts	7
Number of Minority Tracts	0
Percentage of Minority Tracts	0.00%
Number of Low Income Tracts	0
Percentage of Low Income Tracts	0.00%
Number of Moderate Income Tracts	2
Percentage of Moderate Income Tracts	28.57%
Number of Middle Income Tracts	4
Percentage of Middle Income Tracts	57.14%
Number of Upper Income Tracts	1
Percentage of Upper Income Tracts	14.29%
Number of NA Income Tracts	0
Percentage of NA Income Tracts	0.00%



Assessment Area Summary Data:	Number of Census Tracts:	5,160
--------------------------------------	---------------------------------	-------

Number of Minority Tracts	Number of Low Income Tracts	Number of Moderate Income Tracts	Number of Middle Income Tracts	Number of Upper Income Tracts	Number of NA Income Tracts
2,073	229	1,283	1,983	1,488	177

Percentage of Minority Tracts	Percentage of Low Income Tracts	Percentage of Moderate Income Tracts	Percentage of Middle Income Tracts	Percentage of Upper Income Tracts	Percentage of NA Income Tracts
40.17%	4.44%	24.86%	38.43%	28.84%	3.43%

