

GeoDataVision Report D-1 Census Tract Reference Book 2022

Tract Income Classification and Minority Status—Based on Census data released by the FFIEC April 2022

Arkansas ARKANSAS

Census Tract	Tract Income Class	Minority Tract
05001480100	MIDDLE	NO
05001480200	UPPER	NO
05001480300	UPPER	NO
05001480400	MODERATE	YES
05001480500	UPPER	NO
05001480600	UPPER	NO
05001480700	MIDDLE	NO
05001480800	MIDDLE	NO

Summary Data: Arkansas

Number of Census Tracts	8
Number of Minority Tracts	1
Percentage of Minority Tracts	12.50%
Number of Low Income Tracts	0
Percentage of Low Income Tracts	0.00%
Number of Moderate Income Tracts	1
Percentage of Moderate Income Tracts	12.50%
Number of Middle Income Tracts	3
Percentage of Middle Income Tracts	37.50%
Number of Upper Income Tracts	4
Percentage of Upper Income Tracts	50.00%
Number of NA Income Tracts	0
Percentage of NA Income Tracts	0.00%

Ashley ARKANSAS


Census Tract	Tract Income Class	Minority Tract
05003960100	MIDDLE	NO
05003960200	MIDDLE	NO
05003960300	MIDDLE	NO
05003960400	MIDDLE	NO
05003960500	UPPER	NO
05003960600	MIDDLE	NO
05003960700	MIDDLE	NO

Summary Data: Ashley

Number of Census Tracts	7
Number of Minority Tracts	0
Percentage of Minority Tracts	0.00%
Number of Low Income Tracts	0
Percentage of Low Income Tracts	0.00%
Number of Moderate Income Tracts	0
Percentage of Moderate Income Tracts	0.00%
Number of Middle Income Tracts	6
Percentage of Middle Income Tracts	85.71%
Number of Upper Income Tracts	1
Percentage of Upper Income Tracts	14.29%
Number of NA Income Tracts	0
Percentage of NA Income Tracts	0.00%

Baxter ARKANSAS

Census Tract	Tract Income Class	Minority Tract
05005950100	MIDDLE	NO
05005950200	UPPER	NO
05005950300	MIDDLE	NO
05005950400	MIDDLE	NO
05005950500	MIDDLE	NO
05005950600	MIDDLE	NO
05005950700	MIDDLE	NO
05005950801	MIDDLE	NO
05005950802	MIDDLE	NO
05005950900	MIDDLE	NO



Baxter ARKANSAS

Census Tract	Tract Income Class	Minority Tract
Summary Data: Baxter		
Number of Census Tracts		10
Number of Minority Tracts		0
Percentage of Minority Tracts		0.00%
Number of Low Income Tracts		0
Percentage of Low Income Tracts		0.00%
Number of Moderate Income Tracts		0
Percentage of Moderate Income Tracts		0.00%
Number of Middle Income Tracts		9
Percentage of Middle Income Tracts		90.00%
Number of Upper Income Tracts		1
Percentage of Upper Income Tracts		10.00%
Number of NA Income Tracts		0
Percentage of NA Income Tracts		0.00%

Benton ARKANSAS

Census Tract	Tract Income Class	Minority Tract
05007020102	UPPER	NO
05007020103	MIDDLE	NO
05007020104	MIDDLE	NO
05007020201	MIDDLE	NO
05007020203	MIDDLE	NO

Benton ARKANSAS

Census Tract	Tract Income Class	Minority Tract
05007020205	MODERATE	YES
05007020206	MODERATE	YES
05007020301	MODERATE	YES
05007020302	MIDDLE	YES
05007020304	MIDDLE	NO
05007020305	MIDDLE	NO
05007020401	MIDDLE	NO
05007020402	MIDDLE	NO
05007020404	MIDDLE	YES
05007020405	UPPER	NO
05007020501	UPPER	NO
05007020503	MIDDLE	YES
05007020504	MODERATE	NO
05007020604	UPPER	NO
05007020605	UPPER	NO
05007020606	UPPER	NO
05007020607	UPPER	NO
05007020608	UPPER	NO
05007020701	UPPER	NO
05007020703	UPPER	NO
05007020704	MIDDLE	NO
05007020801	UPPER	NO
05007020803	MIDDLE	NO
05007020805	MIDDLE	NO
05007020806	UPPER	NO
05007020903	MIDDLE	NO
05007020904	UPPER	NO

Benton ARKANSAS

Census Tract	Tract Income Class	Minority Tract
05007020905	MIDDLE	NO
05007020906	UPPER	NO
05007021001	MODERATE	NO
05007021003	MIDDLE	NO
05007021004	MIDDLE	NO
05007021101	MODERATE	NO
05007021102	MIDDLE	NO
05007021201	MIDDLE	NO
05007021202	MODERATE	NO
05007021304	UPPER	NO
05007021305	MIDDLE	NO
05007021306	UPPER	NO
05007021308	UPPER	NO
05007021312	MODERATE	NO
05007021313	MIDDLE	NO
05007021314	MIDDLE	NO
05007021315	UPPER	NO
05007021316	UPPER	NO
05007021317	UPPER	NO
05007021404	MIDDLE	NO
05007021405	MIDDLE	NO
05007021406	MIDDLE	YES
05007021407	UPPER	NO
05007021408	MODERATE	YES
05007021409	MIDDLE	NO



Benton ARKANSAS

Census Tract	Tract Income Class	Minority Tract
Summary Data: Benton		
Number of Census Tracts		57
Number of Minority Tracts		8
Percentage of Minority Tracts		14.04%
Number of Low Income Tracts		0
Percentage of Low Income Tracts		0.00%
Number of Moderate Income Tracts		9
Percentage of Moderate Income Tracts		15.79%
Number of Middle Income Tracts		27
Percentage of Middle Income Tracts		47.37%
Number of Upper Income Tracts		21
Percentage of Upper Income Tracts		36.84%
Number of NA Income Tracts		0
Percentage of NA Income Tracts		0.00%

Boone ARKANSAS

Census Tract	Tract Income Class	Minority Tract
05009790100	MIDDLE	NO
05009790200	MIDDLE	NO
05009790300	MIDDLE	NO
05009790400	UPPER	NO
05009790501	UPPER	NO

Boone ARKANSAS

Census Tract	Tract Income Class	Minority Tract
05009790502	MODERATE	NO
05009790600	UPPER	NO
Summary Data: Boone		
Number of Census Tracts		7
Number of Minority Tracts		0
Percentage of Minority Tracts		0.00%
Number of Low Income Tracts		0
Percentage of Low Income Tracts		0.00%
Number of Moderate Income Tracts		1
Percentage of Moderate Income Tracts		14.29%
Number of Middle Income Tracts		3
Percentage of Middle Income Tracts		42.86%
Number of Upper Income Tracts		3
Percentage of Upper Income Tracts		42.86%
Number of NA Income Tracts		0
Percentage of NA Income Tracts		0.00%

Bradley ARKANSAS

Census Tract	Tract Income Class	Minority Tract
05011950100	MIDDLE	NO
05011950200	MIDDLE	NO
05011950300	MIDDLE	YES

Bradley ARKANSAS

Census Tract	Tract Income Class	Minority Tract
05011950400	MIDDLE	YES
05011950500	MIDDLE	NO
Summary Data: Bradley		
Number of Census Tracts		5
Number of Minority Tracts		2
Percentage of Minority Tracts		40.00%
Number of Low Income Tracts		0
Percentage of Low Income Tracts		0.00%
Number of Moderate Income Tracts		0
Percentage of Moderate Income Tracts		0.00%
Number of Middle Income Tracts		5
Percentage of Middle Income Tracts		100.00%
Number of Upper Income Tracts		0
Percentage of Upper Income Tracts		0.00%
Number of NA Income Tracts		0
Percentage of NA Income Tracts		0.00%

Calhoun ARKANSAS

Census Tract	Tract Income Class	Minority Tract
05013480100	MIDDLE	NO
05013480200	MIDDLE	NO



Calhoun ARKANSAS

Census Tract	Tract Income Class	Minority Tract
Summary Data: Calhoun		
Number of Census Tracts		2
Number of Minority Tracts		0
Percentage of Minority Tracts		0.00%
Number of Low Income Tracts		0
Percentage of Low Income Tracts		0.00%
Number of Moderate Income Tracts		0
Percentage of Moderate Income Tracts		0.00%
Number of Middle Income Tracts		2
Percentage of Middle Income Tracts		100.00%
Number of Upper Income Tracts		0
Percentage of Upper Income Tracts		0.00%
Number of NA Income Tracts		0
Percentage of NA Income Tracts		0.00%

Carroll ARKANSAS

Census Tract	Tract Income Class	Minority Tract
05015950100	MIDDLE	NO
05015950201	UPPER	NO
05015950202	MIDDLE	NO
05015950301	MIDDLE	NO
05015950302	UPPER	NO

Carroll ARKANSAS

Census Tract	Tract Income Class	Minority Tract
05015950400	UPPER	NO
05015950501	MIDDLE	NO
05015950502	MIDDLE	NO
Summary Data: Carroll		
Number of Census Tracts		8
Number of Minority Tracts		0
Percentage of Minority Tracts		0.00%
Number of Low Income Tracts		0
Percentage of Low Income Tracts		0.00%
Number of Moderate Income Tracts		0
Percentage of Moderate Income Tracts		0.00%
Number of Middle Income Tracts		5
Percentage of Middle Income Tracts		62.50%
Number of Upper Income Tracts		3
Percentage of Upper Income Tracts		37.50%
Number of NA Income Tracts		0
Percentage of NA Income Tracts		0.00%

Chicot ARKANSAS

Census Tract	Tract Income Class	Minority Tract
05017080100	MIDDLE	NO
05017080200	MODERATE	YES

Chicot ARKANSAS

Census Tract	Tract Income Class	Minority Tract
05017080300	MIDDLE	YES
05017080400	LOW	YES
Summary Data: Chicot		
Number of Census Tracts		4
Number of Minority Tracts		3
Percentage of Minority Tracts		75.00%
Number of Low Income Tracts		1
Percentage of Low Income Tracts		25.00%
Number of Moderate Income Tracts		1
Percentage of Moderate Income Tracts		25.00%
Number of Middle Income Tracts		2
Percentage of Middle Income Tracts		50.00%
Number of Upper Income Tracts		0
Percentage of Upper Income Tracts		0.00%
Number of NA Income Tracts		0
Percentage of NA Income Tracts		0.00%

Clark ARKANSAS

Census Tract	Tract Income Class	Minority Tract
05019953601	MIDDLE	NO
05019953602	UPPER	NO
05019953700	MIDDLE	NO



Clark ARKANSAS

Census Tract	Tract Income Class	Minority Tract
05019953800	MODERATE	YES
05019953901	UPPER	NO
05019953902	MIDDLE	NO

Summary Data: Clark

Number of Census Tracts	6
Number of Minority Tracts	1
Percentage of Minority Tracts	16.67%
Number of Low Income Tracts	0
Percentage of Low Income Tracts	0.00%
Number of Moderate Income Tracts	1
Percentage of Moderate Income Tracts	16.67%
Number of Middle Income Tracts	3
Percentage of Middle Income Tracts	50.00%
Number of Upper Income Tracts	2
Percentage of Upper Income Tracts	33.33%
Number of NA Income Tracts	0
Percentage of NA Income Tracts	0.00%

Clay ARKANSAS

Census Tract	Tract Income Class	Minority Tract
05021950100	MIDDLE	NO
05021950200	MIDDLE	NO

Clay ARKANSAS

Census Tract	Tract Income Class	Minority Tract
05021950300	UPPER	NO
05021950400	MODERATE	NO
05021950500	MIDDLE	NO
05021950600	MODERATE	NO

Summary Data: Clay

Number of Census Tracts	6
Number of Minority Tracts	0
Percentage of Minority Tracts	0.00%
Number of Low Income Tracts	0
Percentage of Low Income Tracts	0.00%
Number of Moderate Income Tracts	2
Percentage of Moderate Income Tracts	33.33%
Number of Middle Income Tracts	3
Percentage of Middle Income Tracts	50.00%
Number of Upper Income Tracts	1
Percentage of Upper Income Tracts	16.67%
Number of NA Income Tracts	0
Percentage of NA Income Tracts	0.00%

Cleburne ARKANSAS

Census Tract	Tract Income Class	Minority Tract
05023480100	MIDDLE	NO

Cleburne ARKANSAS

Census Tract	Tract Income Class	Minority Tract
05023480201	MIDDLE	NO
05023480203	MIDDLE	NO
05023480204	NA	NO
05023480301	MIDDLE	NO
05023480302	UPPER	NO
05023480400	MIDDLE	NO
05023480501	MIDDLE	NO
05023480502	UPPER	NO

Summary Data: Cleburne

Number of Census Tracts	9
Number of Minority Tracts	0
Percentage of Minority Tracts	0.00%
Number of Low Income Tracts	0
Percentage of Low Income Tracts	0.00%
Number of Moderate Income Tracts	0
Percentage of Moderate Income Tracts	0.00%
Number of Middle Income Tracts	6
Percentage of Middle Income Tracts	66.67%
Number of Upper Income Tracts	2
Percentage of Upper Income Tracts	22.22%
Number of NA Income Tracts	1
Percentage of NA Income Tracts	11.11%

Cleveland ARKANSAS

Census Tract	Tract Income Class	Minority Tract
05025970100	MIDDLE	NO
05025970200	MIDDLE	NO

Summary Data: Cleveland

Number of Census Tracts	2
Number of Minority Tracts	0
Percentage of Minority Tracts	0.00%
Number of Low Income Tracts	0
Percentage of Low Income Tracts	0.00%
Number of Moderate Income Tracts	0
Percentage of Moderate Income Tracts	0.00%
Number of Middle Income Tracts	2
Percentage of Middle Income Tracts	100.00%
Number of Upper Income Tracts	0
Percentage of Upper Income Tracts	0.00%
Number of NA Income Tracts	0
Percentage of NA Income Tracts	0.00%

Columbia ARKANSAS

Census Tract	Tract Income Class	Minority Tract
05027950100	MIDDLE	NO
05027950200	MIDDLE	NO
05027950301	UPPER	NO

Columbia ARKANSAS

Census Tract	Tract Income Class	Minority Tract
05027950302	MIDDLE	NO
05027950401	UPPER	NO
05027950402	MIDDLE	YES
05027950500	LOW	YES

Summary Data: Columbia

Number of Census Tracts	7
Number of Minority Tracts	2
Percentage of Minority Tracts	28.57%
Number of Low Income Tracts	1
Percentage of Low Income Tracts	14.29%
Number of Moderate Income Tracts	0
Percentage of Moderate Income Tracts	0.00%
Number of Middle Income Tracts	4
Percentage of Middle Income Tracts	57.14%
Number of Upper Income Tracts	2
Percentage of Upper Income Tracts	28.57%
Number of NA Income Tracts	0
Percentage of NA Income Tracts	0.00%

Conway ARKANSAS

Census Tract	Tract Income Class	Minority Tract
05029950100	MIDDLE	NO

Conway ARKANSAS

Census Tract	Tract Income Class	Minority Tract
05029950200	MIDDLE	NO
05029950300	MIDDLE	NO
05029950400	MIDDLE	NO
05029950500	UPPER	NO
05029950600	MIDDLE	NO

Summary Data: Conway

Number of Census Tracts	6
Number of Minority Tracts	0
Percentage of Minority Tracts	0.00%
Number of Low Income Tracts	0
Percentage of Low Income Tracts	0.00%
Number of Moderate Income Tracts	0
Percentage of Moderate Income Tracts	0.00%
Number of Middle Income Tracts	5
Percentage of Middle Income Tracts	83.33%
Number of Upper Income Tracts	1
Percentage of Upper Income Tracts	16.67%
Number of NA Income Tracts	0
Percentage of NA Income Tracts	0.00%

Craighead ARKANSAS

Census Tract	Tract Income Class	Minority Tract
--------------	--------------------	----------------



Craighead ARKANSAS

Census Tract	Tract Income Class	Minority Tract
05031000101	MODERATE	NO
05031000102	MIDDLE	NO
05031000200	MODERATE	NO
05031000300	UPPER	NO
05031000401	MIDDLE	NO
05031000403	MODERATE	YES
05031000404	MIDDLE	NO
05031000501	UPPER	NO
05031000502	MIDDLE	NO
05031000601	MODERATE	NO
05031000602	LOW	YES
05031000701	UPPER	NO
05031000702	MIDDLE	NO
05031000803	UPPER	NO
05031000804	UPPER	NO
05031000805	MIDDLE	NO
05031000806	UPPER	NO
05031000900	MIDDLE	NO
05031001000	MIDDLE	NO
05031001101	UPPER	NO
05031001102	MIDDLE	NO
05031001200	MODERATE	NO

Craighead ARKANSAS

Census Tract	Tract Income Class	Minority Tract
Summary Data: Craighead		
Number of Census Tracts		22
Number of Minority Tracts		2
Percentage of Minority Tracts		9.09%
Number of Low Income Tracts		1
Percentage of Low Income Tracts		4.55%
Number of Moderate Income Tracts		5
Percentage of Moderate Income Tracts		22.73%
Number of Middle Income Tracts		9
Percentage of Middle Income Tracts		40.91%
Number of Upper Income Tracts		7
Percentage of Upper Income Tracts		31.82%
Number of NA Income Tracts		0
Percentage of NA Income Tracts		0.00%

Crawford ARKANSAS

Census Tract	Tract Income Class	Minority Tract
05033020101	MIDDLE	NO
05033020102	MIDDLE	NO
05033020204	UPPER	NO
05033020205	MIDDLE	NO
05033020206	MIDDLE	NO

Crawford ARKANSAS

Census Tract	Tract Income Class	Minority Tract
05033020207	MIDDLE	NO
05033020208	MIDDLE	NO
05033020301	MIDDLE	NO
05033020302	UPPER	NO
05033020401	MIDDLE	NO
05033020402	MIDDLE	NO
05033020501	MIDDLE	NO
05033020502	MODERATE	NO
05033020601	UPPER	NO
05033020602	MIDDLE	NO



Crawford ARKANSAS		
Census Tract	Tract Income Class	Minority Tract
Summary Data: Crawford		
Number of Census Tracts		15
Number of Minority Tracts		0
Percentage of Minority Tracts		0.00%
Number of Low Income Tracts		0
Percentage of Low Income Tracts		0.00%
Number of Moderate Income Tracts		1
Percentage of Moderate Income Tracts		6.67%
Number of Middle Income Tracts		11
Percentage of Middle Income Tracts		73.33%
Number of Upper Income Tracts		3
Percentage of Upper Income Tracts		20.00%
Number of NA Income Tracts		0
Percentage of NA Income Tracts		0.00%

Crittenden ARKANSAS		
Census Tract	Tract Income Class	Minority Tract
05035030302	LOW	YES
05035030503	MIDDLE	YES
05035030601	MODERATE	YES
05035030602	MODERATE	YES
05035030701	MODERATE	NO
05035030702	MODERATE	YES
05035030703	LOW	NO
05035030803	UPPER	NO
05035030804	MIDDLE	YES
05035030805	MIDDLE	NO
05035030806	UPPER	NO
05035030807	MIDDLE	YES
05035031000	MODERATE	NO
05035031100	MODERATE	YES
05035031200	LOW	YES

Crittenden ARKANSAS		
Census Tract	Tract Income Class	Minority Tract
Summary Data: Crittenden		
Number of Census Tracts		20
Number of Minority Tracts		12
Percentage of Minority Tracts		60.00%
Number of Low Income Tracts		5
Percentage of Low Income Tracts		25.00%
Number of Moderate Income Tracts		8
Percentage of Moderate Income Tracts		40.00%
Number of Middle Income Tracts		4
Percentage of Middle Income Tracts		20.00%
Number of Upper Income Tracts		3
Percentage of Upper Income Tracts		15.00%
Number of NA Income Tracts		0
Percentage of NA Income Tracts		0.00%

Crittenden ARKANSAS		
Census Tract	Tract Income Class	Minority Tract
05035030101	LOW	YES
05035030102	LOW	YES
05035030201	MODERATE	NO
05035030202	UPPER	NO
05035030301	MODERATE	YES

Cross ARKANSAS		
Census Tract	Tract Income Class	Minority Tract
05037950100	MODERATE	YES
05037950200	MIDDLE	NO
05037950300	MIDDLE	NO
05037950400	UPPER	NO
05037950500	MODERATE	YES



Cross ARKANSAS

Census Tract	Tract Income Class	Minority Tract
05037950600	UPPER	NO

Summary Data: Cross

Number of Census Tracts	6
Number of Minority Tracts	2
Percentage of Minority Tracts	33.33%
Number of Low Income Tracts	0
Percentage of Low Income Tracts	0.00%
Number of Moderate Income Tracts	2
Percentage of Moderate Income Tracts	33.33%
Number of Middle Income Tracts	2
Percentage of Middle Income Tracts	33.33%
Number of Upper Income Tracts	2
Percentage of Upper Income Tracts	33.33%
Number of NA Income Tracts	0
Percentage of NA Income Tracts	0.00%

Dallas ARKANSAS

Census Tract	Tract Income Class	Minority Tract
05039970100	MODERATE	NO
05039970200	UPPER	NO
05039970300	MIDDLE	YES

Dallas ARKANSAS

Census Tract	Tract Income Class	Minority Tract
--------------	--------------------	----------------

Summary Data: Dallas

Number of Census Tracts	3
Number of Minority Tracts	1
Percentage of Minority Tracts	33.33%
Number of Low Income Tracts	0
Percentage of Low Income Tracts	0.00%
Number of Moderate Income Tracts	1
Percentage of Moderate Income Tracts	33.33%
Number of Middle Income Tracts	1
Percentage of Middle Income Tracts	33.33%
Number of Upper Income Tracts	1
Percentage of Upper Income Tracts	33.33%
Number of NA Income Tracts	0
Percentage of NA Income Tracts	0.00%

Desha ARKANSAS

Census Tract	Tract Income Class	Minority Tract
05041950100	MODERATE	NO
05041950200	MIDDLE	YES
05041950300	MODERATE	YES
05041950400	MIDDLE	YES
05041950500	MODERATE	NO

Desha ARKANSAS

Census Tract	Tract Income Class	Minority Tract
--------------	--------------------	----------------

Summary Data: Desha

Number of Census Tracts	5
Number of Minority Tracts	3
Percentage of Minority Tracts	60.00%
Number of Low Income Tracts	0
Percentage of Low Income Tracts	0.00%
Number of Moderate Income Tracts	3
Percentage of Moderate Income Tracts	60.00%
Number of Middle Income Tracts	2
Percentage of Middle Income Tracts	40.00%
Number of Upper Income Tracts	0
Percentage of Upper Income Tracts	0.00%
Number of NA Income Tracts	0
Percentage of NA Income Tracts	0.00%

Drew ARKANSAS

Census Tract	Tract Income Class	Minority Tract
05043490100	UPPER	NO
05043490200	MIDDLE	YES
05043490300	UPPER	NO
05043490400	MIDDLE	NO
05043490500	UPPER	NO



Drew ARKANSAS

Census Tract	Tract Income Class	Minority Tract
Summary Data: Drew		
Number of Census Tracts		5
Number of Minority Tracts		1
Percentage of Minority Tracts		20.00%
Number of Low Income Tracts		0
Percentage of Low Income Tracts		0.00%
Number of Moderate Income Tracts		0
Percentage of Moderate Income Tracts		0.00%
Number of Middle Income Tracts		2
Percentage of Middle Income Tracts		40.00%
Number of Upper Income Tracts		3
Percentage of Upper Income Tracts		60.00%
Number of NA Income Tracts		0
Percentage of NA Income Tracts		0.00%

Faulkner ARKANSAS

Census Tract	Tract Income Class	Minority Tract
05045030101	MIDDLE	NO
05045030102	MIDDLE	NO
05045030103	UPPER	NO
05045030104	MIDDLE	NO
05045030201	MIDDLE	NO

Faulkner ARKANSAS

Census Tract	Tract Income Class	Minority Tract
05045030202	MODERATE	NO
05045030301	MIDDLE	NO
05045030302	MIDDLE	NO
05045030303	MIDDLE	NO
05045030401	UPPER	NO
05045030402	MIDDLE	NO
05045030403	MIDDLE	NO
05045030404	MIDDLE	NO
05045030502	MODERATE	NO
05045030503	UPPER	NO
05045030504	UPPER	NO
05045030600	MIDDLE	NO
05045030701	LOW	NO
05045030702	MODERATE	NO
05045030800	MIDDLE	NO
05045030900	LOW	YES
05045031001	MIDDLE	NO
05045031003	MODERATE	NO
05045031006	MIDDLE	NO
05045031007	UPPER	NO
05045031008	UPPER	NO
05045031101	MIDDLE	NO
05045031102	MIDDLE	NO

Faulkner ARKANSAS

Census Tract	Tract Income Class	Minority Tract
Summary Data: Faulkner		
Number of Census Tracts		28
Number of Minority Tracts		1
Percentage of Minority Tracts		3.57%
Number of Low Income Tracts		2
Percentage of Low Income Tracts		7.14%
Number of Moderate Income Tracts		4
Percentage of Moderate Income Tracts		14.29%
Number of Middle Income Tracts		16
Percentage of Middle Income Tracts		57.14%
Number of Upper Income Tracts		6
Percentage of Upper Income Tracts		21.43%
Number of NA Income Tracts		0
Percentage of NA Income Tracts		0.00%

Franklin ARKANSAS

Census Tract	Tract Income Class	Minority Tract
05047950100	MIDDLE	NO
05047950201	UPPER	NO
05047950202	MODERATE	NO
05047950301	MIDDLE	NO
05047950302	MIDDLE	NO



Franklin ARKANSAS

Census Tract	Tract Income Class	Minority Tract
Summary Data: Franklin		
Number of Census Tracts		5
Number of Minority Tracts		0
Percentage of Minority Tracts		0.00%
Number of Low Income Tracts		0
Percentage of Low Income Tracts		0.00%
Number of Moderate Income Tracts		1
Percentage of Moderate Income Tracts		20.00%
Number of Middle Income Tracts		3
Percentage of Middle Income Tracts		60.00%
Number of Upper Income Tracts		1
Percentage of Upper Income Tracts		20.00%
Number of NA Income Tracts		0
Percentage of NA Income Tracts		0.00%

Fulton ARKANSAS

Census Tract	Tract Income Class	Minority Tract
05049550101	MODERATE	NO
05049550102	MIDDLE	NO
05049550201	MIDDLE	NO
05049550202	MIDDLE	NO

Fulton ARKANSAS

Census Tract	Tract Income Class	Minority Tract
Summary Data: Fulton		
Number of Census Tracts		4
Number of Minority Tracts		0
Percentage of Minority Tracts		0.00%
Number of Low Income Tracts		0
Percentage of Low Income Tracts		0.00%
Number of Moderate Income Tracts		1
Percentage of Moderate Income Tracts		25.00%
Number of Middle Income Tracts		3
Percentage of Middle Income Tracts		75.00%
Number of Upper Income Tracts		0
Percentage of Upper Income Tracts		0.00%
Number of NA Income Tracts		0
Percentage of NA Income Tracts		0.00%

Garland ARKANSAS

Census Tract	Tract Income Class	Minority Tract
05051010301	MIDDLE	NO
05051010302	UPPER	NO
05051010401	MIDDLE	NO
05051010402	MIDDLE	NO
05051010501	UPPER	NO

Garland ARKANSAS

Census Tract	Tract Income Class	Minority Tract
05051010502	MIDDLE	NO
05051010601	MIDDLE	NO
05051010602	NA	YES
05051010700	MODERATE	NO
05051010800	MIDDLE	NO
05051010900	MODERATE	NO
05051011001	MIDDLE	NO
05051011002	MODERATE	NO
05051011101	MODERATE	NO
05051011102	MIDDLE	NO
05051011201	MIDDLE	NO
05051011202	MIDDLE	NO
05051011300	MODERATE	NO
05051011400	MODERATE	YES
05051011500	MODERATE	YES
05051011601	UPPER	NO
05051011602	MIDDLE	NO
05051011701	MIDDLE	NO
05051011702	MODERATE	NO
05051011801	MIDDLE	NO
05051011802	MIDDLE	NO
05051011901	MODERATE	NO
05051011902	UPPER	NO
05051012001	MIDDLE	NO
05051012002	UPPER	NO



Garland ARKANSAS

Census Tract	Tract Income Class	Minority Tract
Summary Data: Garland		
Number of Census Tracts		30
Number of Minority Tracts		3
Percentage of Minority Tracts		10.00%
Number of Low Income Tracts		0
Percentage of Low Income Tracts		0.00%
Number of Moderate Income Tracts		9
Percentage of Moderate Income Tracts		30.00%
Number of Middle Income Tracts		15
Percentage of Middle Income Tracts		50.00%
Number of Upper Income Tracts		5
Percentage of Upper Income Tracts		16.67%
Number of NA Income Tracts		1
Percentage of NA Income Tracts		3.33%

Grant ARKANSAS

Census Tract	Tract Income Class	Minority Tract
05053470100	UPPER	NO
05053470200	MIDDLE	NO
05053470300	MIDDLE	NO
05053470401	MIDDLE	NO
05053470402	MIDDLE	NO

Grant ARKANSAS

Census Tract	Tract Income Class	Minority Tract
Summary Data: Grant		
Number of Census Tracts		5
Number of Minority Tracts		0
Percentage of Minority Tracts		0.00%
Number of Low Income Tracts		0
Percentage of Low Income Tracts		0.00%
Number of Moderate Income Tracts		0
Percentage of Moderate Income Tracts		0.00%
Number of Middle Income Tracts		4
Percentage of Middle Income Tracts		80.00%
Number of Upper Income Tracts		1
Percentage of Upper Income Tracts		20.00%
Number of NA Income Tracts		0
Percentage of NA Income Tracts		0.00%

Greene ARKANSAS

Census Tract	Tract Income Class	Minority Tract
05055480100	MIDDLE	NO
05055480200	MIDDLE	NO
05055480300	MIDDLE	NO
05055480401	MIDDLE	NO
05055480402	MIDDLE	NO

Greene ARKANSAS

Census Tract	Tract Income Class	Minority Tract
05055480501	MIDDLE	NO
05055480502	MODERATE	NO
05055480601	UPPER	NO
05055480602	UPPER	NO
05055480700	MODERATE	NO
05055480801	UPPER	NO
05055480802	UPPER	NO
Summary Data: Greene		
Number of Census Tracts		12
Number of Minority Tracts		0
Percentage of Minority Tracts		0.00%
Number of Low Income Tracts		0
Percentage of Low Income Tracts		0.00%
Number of Moderate Income Tracts		2
Percentage of Moderate Income Tracts		16.67%
Number of Middle Income Tracts		6
Percentage of Middle Income Tracts		50.00%
Number of Upper Income Tracts		4
Percentage of Upper Income Tracts		33.33%
Number of NA Income Tracts		0
Percentage of NA Income Tracts		0.00%



Hempstead ARKANSAS

Census Tract	Tract Income Class	Minority Tract
05057480101	MIDDLE	NO
05057480102	MIDDLE	NO
05057480200	MIDDLE	NO
05057480301	MODERATE	YES
05057480302	MIDDLE	YES
05057480400	UPPER	NO
05057480500	MIDDLE	YES

Summary Data: Hempstead

Number of Census Tracts	7
Number of Minority Tracts	3
Percentage of Minority Tracts	42.86%
Number of Low Income Tracts	0
Percentage of Low Income Tracts	0.00%
Number of Moderate Income Tracts	1
Percentage of Moderate Income Tracts	14.29%
Number of Middle Income Tracts	5
Percentage of Middle Income Tracts	71.43%
Number of Upper Income Tracts	1
Percentage of Upper Income Tracts	14.29%
Number of NA Income Tracts	0
Percentage of NA Income Tracts	0.00%

Hot Spring ARKANSAS

Census Tract	Tract Income Class	Minority Tract
05059020101	MIDDLE	NO
05059020102	MIDDLE	NO
05059020200	MODERATE	NO
05059020300	MIDDLE	NO
05059020400	MIDDLE	NO
05059020500	UPPER	NO
05059020600	MIDDLE	NO
05059020701	MIDDLE	NO
05059020702	UPPER	NO

Summary Data: Hot Spring

Number of Census Tracts	9
Number of Minority Tracts	0
Percentage of Minority Tracts	0.00%
Number of Low Income Tracts	0
Percentage of Low Income Tracts	0.00%
Number of Moderate Income Tracts	1
Percentage of Moderate Income Tracts	11.11%
Number of Middle Income Tracts	6
Percentage of Middle Income Tracts	66.67%
Number of Upper Income Tracts	2
Percentage of Upper Income Tracts	22.22%
Number of NA Income Tracts	0
Percentage of NA Income Tracts	0.00%

Howard ARKANSAS

Census Tract	Tract Income Class	Minority Tract
05061950100	MIDDLE	NO
05061950200	MIDDLE	NO
05061950300	MIDDLE	YES

Summary Data: Howard

Number of Census Tracts	3
Number of Minority Tracts	1
Percentage of Minority Tracts	33.33%
Number of Low Income Tracts	0
Percentage of Low Income Tracts	0.00%
Number of Moderate Income Tracts	0
Percentage of Moderate Income Tracts	0.00%
Number of Middle Income Tracts	3
Percentage of Middle Income Tracts	100.00%
Number of Upper Income Tracts	0
Percentage of Upper Income Tracts	0.00%
Number of NA Income Tracts	0
Percentage of NA Income Tracts	0.00%

Independence ARKANSAS

Census Tract	Tract Income Class	Minority Tract
05063490101	UPPER	NO
05063490102	MIDDLE	NO



Independence ARKANSAS

Census Tract	Tract Income Class	Minority Tract
05063490200	UPPER	NO
05063490300	UPPER	NO
05063490400	MIDDLE	NO
05063490500	UPPER	NO
05063490600	MODERATE	NO
05063490701	UPPER	NO
05063490702	MODERATE	NO
05063490800	MIDDLE	NO

Summary Data: Independence

Number of Census Tracts	10
Number of Minority Tracts	0
Percentage of Minority Tracts	0.00%
Number of Low Income Tracts	0
Percentage of Low Income Tracts	0.00%
Number of Moderate Income Tracts	2
Percentage of Moderate Income Tracts	20.00%
Number of Middle Income Tracts	3
Percentage of Middle Income Tracts	30.00%
Number of Upper Income Tracts	5
Percentage of Upper Income Tracts	50.00%
Number of NA Income Tracts	0
Percentage of NA Income Tracts	0.00%

Izard ARKANSAS

Census Tract	Tract Income Class	Minority Tract
05065960100	MIDDLE	NO
05065960200	MIDDLE	NO
05065960300	MIDDLE	NO
05065960400	MIDDLE	NO

Summary Data: Izard

Number of Census Tracts	4
Number of Minority Tracts	0
Percentage of Minority Tracts	0.00%
Number of Low Income Tracts	0
Percentage of Low Income Tracts	0.00%
Number of Moderate Income Tracts	0
Percentage of Moderate Income Tracts	0.00%
Number of Middle Income Tracts	4
Percentage of Middle Income Tracts	100.00%
Number of Upper Income Tracts	0
Percentage of Upper Income Tracts	0.00%
Number of NA Income Tracts	0
Percentage of NA Income Tracts	0.00%

Jackson ARKANSAS

Census Tract	Tract Income Class	Minority Tract
05067480100	MIDDLE	NO

Jackson ARKANSAS

Census Tract	Tract Income Class	Minority Tract
05067480200	MIDDLE	NO
05067480300	MIDDLE	NO
05067480401	MIDDLE	NO
05067480402	MIDDLE	NO
05067480500	MIDDLE	NO

Summary Data: Jackson

Number of Census Tracts	6
Number of Minority Tracts	0
Percentage of Minority Tracts	0.00%
Number of Low Income Tracts	0
Percentage of Low Income Tracts	0.00%
Number of Moderate Income Tracts	0
Percentage of Moderate Income Tracts	0.00%
Number of Middle Income Tracts	6
Percentage of Middle Income Tracts	100.00%
Number of Upper Income Tracts	0
Percentage of Upper Income Tracts	0.00%
Number of NA Income Tracts	0
Percentage of NA Income Tracts	0.00%

Jefferson ARKANSAS

Census Tract	Tract Income Class	Minority Tract
--------------	--------------------	----------------



Jefferson ARKANSAS

Census Tract	Tract Income Class	Minority Tract
05069000102	NA	NO
05069000301	UPPER	NO
05069000302	UPPER	NO
05069000303	MIDDLE	NO
05069000502	MODERATE	YES
05069000900	NA	YES
05069001000	MODERATE	YES
05069001200	MODERATE	YES
05069001300	MIDDLE	YES
05069001401	LOW	YES
05069001402	MIDDLE	YES
05069001501	MIDDLE	YES
05069001502	MIDDLE	YES
05069001600	MODERATE	YES
05069001700	MODERATE	YES
05069001800	MIDDLE	YES
05069001901	MIDDLE	YES
05069001903	MODERATE	YES
05069002000	UPPER	YES
05069002103	MIDDLE	NO
05069002104	UPPER	NO
05069002300	MODERATE	YES
05069002400	UPPER	NO
05069002500	MIDDLE	YES

Jefferson ARKANSAS

Census Tract	Tract Income Class	Minority Tract
Summary Data: Jefferson		
Number of Census Tracts		24
Number of Minority Tracts		17
Percentage of Minority Tracts		70.83%
Number of Low Income Tracts		1
Percentage of Low Income Tracts		4.17%
Number of Moderate Income Tracts		7
Percentage of Moderate Income Tracts		29.17%
Number of Middle Income Tracts		9
Percentage of Middle Income Tracts		37.50%
Number of Upper Income Tracts		5
Percentage of Upper Income Tracts		20.83%
Number of NA Income Tracts		2
Percentage of NA Income Tracts		8.33%

Johnson ARKANSAS

Census Tract	Tract Income Class	Minority Tract
05071951700	MIDDLE	NO
05071951800	MIDDLE	NO
05071951900	MIDDLE	NO
05071952000	MODERATE	NO
05071952100	MIDDLE	NO

Johnson ARKANSAS

Census Tract	Tract Income Class	Minority Tract
05071952200	MIDDLE	NO
Summary Data: Johnson		
Number of Census Tracts		6
Number of Minority Tracts		0
Percentage of Minority Tracts		0.00%
Number of Low Income Tracts		0
Percentage of Low Income Tracts		0.00%
Number of Moderate Income Tracts		1
Percentage of Moderate Income Tracts		16.67%
Number of Middle Income Tracts		5
Percentage of Middle Income Tracts		83.33%
Number of Upper Income Tracts		0
Percentage of Upper Income Tracts		0.00%
Number of NA Income Tracts		0
Percentage of NA Income Tracts		0.00%

Lafayette ARKANSAS

Census Tract	Tract Income Class	Minority Tract
05073470101	MODERATE	YES
05073470102	MIDDLE	NO
05073470200	MIDDLE	NO



Lafayette ARKANSAS

Census Tract	Tract Income Class	Minority Tract
Summary Data: Lafayette		
Number of Census Tracts		3
Number of Minority Tracts		1
Percentage of Minority Tracts		33.33%
Number of Low Income Tracts		0
Percentage of Low Income Tracts		0.00%
Number of Moderate Income Tracts		1
Percentage of Moderate Income Tracts		33.33%
Number of Middle Income Tracts		2
Percentage of Middle Income Tracts		66.67%
Number of Upper Income Tracts		0
Percentage of Upper Income Tracts		0.00%
Number of NA Income Tracts		0
Percentage of NA Income Tracts		0.00%

Lawrence ARKANSAS

Census Tract	Tract Income Class	Minority Tract
05075470100	MIDDLE	NO
05075470200	MIDDLE	NO
05075470300	MIDDLE	NO
05075470400	MIDDLE	NO
05075470501	MODERATE	NO

Lawrence ARKANSAS

Census Tract	Tract Income Class	Minority Tract
05075470502	MIDDLE	NO
Summary Data: Lawrence		
Number of Census Tracts		6
Number of Minority Tracts		0
Percentage of Minority Tracts		0.00%
Number of Low Income Tracts		0
Percentage of Low Income Tracts		0.00%
Number of Moderate Income Tracts		1
Percentage of Moderate Income Tracts		16.67%
Number of Middle Income Tracts		5
Percentage of Middle Income Tracts		83.33%
Number of Upper Income Tracts		0
Percentage of Upper Income Tracts		0.00%
Number of NA Income Tracts		0
Percentage of NA Income Tracts		0.00%

Lee ARKANSAS

Census Tract	Tract Income Class	Minority Tract
05077470100	MIDDLE	YES
05077470200	UPPER	NO
05077470300	MODERATE	YES
05077470400	MIDDLE	NO

Lee ARKANSAS

Census Tract	Tract Income Class	Minority Tract
Summary Data: Lee		
Number of Census Tracts		4
Number of Minority Tracts		2
Percentage of Minority Tracts		50.00%
Number of Low Income Tracts		0
Percentage of Low Income Tracts		0.00%
Number of Moderate Income Tracts		1
Percentage of Moderate Income Tracts		25.00%
Number of Middle Income Tracts		2
Percentage of Middle Income Tracts		50.00%
Number of Upper Income Tracts		1
Percentage of Upper Income Tracts		25.00%
Number of NA Income Tracts		0
Percentage of NA Income Tracts		0.00%

Lincoln ARKANSAS

Census Tract	Tract Income Class	Minority Tract
05079960300	MIDDLE	NO
05079960400	MIDDLE	NO
05079960500	UPPER	NO
05079960600	MIDDLE	YES



Lincoln ARKANSAS

Census Tract	Tract Income Class	Minority Tract
Summary Data: Lincoln		
Number of Census Tracts		4
Number of Minority Tracts		1
Percentage of Minority Tracts		25.00%
Number of Low Income Tracts		0
Percentage of Low Income Tracts		0.00%
Number of Moderate Income Tracts		0
Percentage of Moderate Income Tracts		0.00%
Number of Middle Income Tracts		3
Percentage of Middle Income Tracts		75.00%
Number of Upper Income Tracts		1
Percentage of Upper Income Tracts		25.00%
Number of NA Income Tracts		0
Percentage of NA Income Tracts		0.00%

Little River ARKANSAS

Census Tract	Tract Income Class	Minority Tract
05081030101	MIDDLE	NO
05081030103	MIDDLE	NO
05081030104	MIDDLE	NO
05081030200	MIDDLE	NO
05081030301	UPPER	NO

Little River ARKANSAS

Census Tract	Tract Income Class	Minority Tract
05081030302	MIDDLE	NO
Summary Data: Little River		
Number of Census Tracts		6
Number of Minority Tracts		0
Percentage of Minority Tracts		0.00%
Number of Low Income Tracts		0
Percentage of Low Income Tracts		0.00%
Number of Moderate Income Tracts		0
Percentage of Moderate Income Tracts		0.00%
Number of Middle Income Tracts		5
Percentage of Middle Income Tracts		83.33%
Number of Upper Income Tracts		1
Percentage of Upper Income Tracts		16.67%
Number of NA Income Tracts		0
Percentage of NA Income Tracts		0.00%

Logan ARKANSAS

Census Tract	Tract Income Class	Minority Tract
05083950100	MIDDLE	NO
05083950200	MIDDLE	NO
05083950300	MIDDLE	NO
05083950400	MIDDLE	NO

Logan ARKANSAS

Census Tract	Tract Income Class	Minority Tract
05083950500	MIDDLE	NO
05083950600	MIDDLE	NO
Summary Data: Logan		
Number of Census Tracts		6
Number of Minority Tracts		0
Percentage of Minority Tracts		0.00%
Number of Low Income Tracts		0
Percentage of Low Income Tracts		0.00%
Number of Moderate Income Tracts		0
Percentage of Moderate Income Tracts		0.00%
Number of Middle Income Tracts		6
Percentage of Middle Income Tracts		100.00%
Number of Upper Income Tracts		0
Percentage of Upper Income Tracts		0.00%
Number of NA Income Tracts		0
Percentage of NA Income Tracts		0.00%

Lonoke ARKANSAS

Census Tract	Tract Income Class	Minority Tract
05085020102	MIDDLE	NO
05085020103	UPPER	NO
05085020105	UPPER	NO



Lonoke ARKANSAS

Census Tract	Tract Income Class	Minority Tract
05085020106	MIDDLE	NO
05085020107	UPPER	NO
05085020108	UPPER	NO
05085020201	MIDDLE	NO
05085020202	MODERATE	NO
05085020204	MIDDLE	NO
05085020205	MIDDLE	NO
05085020206	MODERATE	NO
05085020301	MIDDLE	NO
05085020302	MIDDLE	NO
05085020400	MODERATE	NO
05085020500	MIDDLE	NO
05085020600	MIDDLE	NO
05085020700	MIDDLE	NO
05085020800	MODERATE	NO

Lonoke ARKANSAS

Census Tract	Tract Income Class	Minority Tract
Summary Data: Lonoke		
Number of Census Tracts		18
Number of Minority Tracts		0
Percentage of Minority Tracts		0.00%
Number of Low Income Tracts		0
Percentage of Low Income Tracts		0.00%
Number of Moderate Income Tracts		4
Percentage of Moderate Income Tracts		22.22%
Number of Middle Income Tracts		10
Percentage of Middle Income Tracts		55.56%
Number of Upper Income Tracts		4
Percentage of Upper Income Tracts		22.22%
Number of NA Income Tracts		0
Percentage of NA Income Tracts		0.00%

Madison ARKANSAS


Census Tract	Tract Income Class	Minority Tract
Summary Data: Madison		
Number of Census Tracts		4
Number of Minority Tracts		0
Percentage of Minority Tracts		0.00%
Number of Low Income Tracts		0
Percentage of Low Income Tracts		0.00%
Number of Moderate Income Tracts		3
Percentage of Moderate Income Tracts		75.00%
Number of Middle Income Tracts		1
Percentage of Middle Income Tracts		25.00%
Number of Upper Income Tracts		0
Percentage of Upper Income Tracts		0.00%
Number of NA Income Tracts		0
Percentage of NA Income Tracts		0.00%

Madison ARKANSAS

Census Tract	Tract Income Class	Minority Tract
05087960100	MIDDLE	NO
05087960200	MODERATE	NO
05087960300	MODERATE	NO
05087960400	MODERATE	NO

Marion ARKANSAS

Census Tract	Tract Income Class	Minority Tract
05089960100	MIDDLE	NO
05089960201	MIDDLE	NO
05089960202	MIDDLE	NO
05089960301	MODERATE	NO
05089960302	MIDDLE	NO



Marion ARKANSAS

Census Tract	Tract Income Class	Minority Tract
Summary Data: Marion		
Number of Census Tracts		5
Number of Minority Tracts		0
Percentage of Minority Tracts		0.00%
Number of Low Income Tracts		0
Percentage of Low Income Tracts		0.00%
Number of Moderate Income Tracts		1
Percentage of Moderate Income Tracts		20.00%
Number of Middle Income Tracts		4
Percentage of Middle Income Tracts		80.00%
Number of Upper Income Tracts		0
Percentage of Upper Income Tracts		0.00%
Number of NA Income Tracts		0
Percentage of NA Income Tracts		0.00%

Miller ARKANSAS

Census Tract	Tract Income Class	Minority Tract
05091020100	MIDDLE	NO
05091020200	MODERATE	NO
05091020400	LOW	NO
05091020500	MODERATE	YES
05091020600	LOW	YES

Miller ARKANSAS

Census Tract	Tract Income Class	Minority Tract
05091020701	MODERATE	NO
05091020702	MIDDLE	YES
05091020801	UPPER	NO
05091020802	MIDDLE	NO
05091020901	UPPER	NO
05091020902	MIDDLE	NO
05091021001	MIDDLE	NO
05091021002	MIDDLE	NO
05091980000	NA	NO

Summary Data: Miller		
Number of Census Tracts		14
Number of Minority Tracts		3
Percentage of Minority Tracts		21.43%
Number of Low Income Tracts		2
Percentage of Low Income Tracts		14.29%
Number of Moderate Income Tracts		3
Percentage of Moderate Income Tracts		21.43%
Number of Middle Income Tracts		6
Percentage of Middle Income Tracts		42.86%
Number of Upper Income Tracts		2
Percentage of Upper Income Tracts		14.29%
Number of NA Income Tracts		1
Percentage of NA Income Tracts		7.14%

Mississippi ARKANSAS

Census Tract	Tract Income Class	Minority Tract
05093010100	MODERATE	YES
05093010200	MIDDLE	YES
05093010300	LOW	YES
05093010601	UPPER	YES
05093010602	MIDDLE	NO
05093010700	UPPER	NO
05093010801	MIDDLE	NO
05093010802	UPPER	NO
05093010900	MODERATE	NO
05093011000	MODERATE	YES
05093011100	MIDDLE	NO
05093011200	MIDDLE	NO
05093011300	MODERATE	NO
05093011400	UPPER	NO



Mississippi ARKANSAS

Census Tract	Tract Income Class	Minority Tract
Summary Data: Mississippi		
Number of Census Tracts		14
Number of Minority Tracts		5
Percentage of Minority Tracts		35.71%
Number of Low Income Tracts		1
Percentage of Low Income Tracts		7.14%
Number of Moderate Income Tracts		4
Percentage of Moderate Income Tracts		28.57%
Number of Middle Income Tracts		5
Percentage of Middle Income Tracts		35.71%
Number of Upper Income Tracts		4
Percentage of Upper Income Tracts		28.57%
Number of NA Income Tracts		0
Percentage of NA Income Tracts		0.00%

Monroe ARKANSAS

Census Tract	Tract Income Class	Minority Tract
05095950100	MIDDLE	YES
05095950200	UPPER	NO
05095950300	UPPER	NO

Monroe ARKANSAS

Census Tract	Tract Income Class	Minority Tract
Summary Data: Monroe		
Number of Census Tracts		3
Number of Minority Tracts		1
Percentage of Minority Tracts		33.33%
Number of Low Income Tracts		0
Percentage of Low Income Tracts		0.00%
Number of Moderate Income Tracts		0
Percentage of Moderate Income Tracts		0.00%
Number of Middle Income Tracts		1
Percentage of Middle Income Tracts		33.33%
Number of Upper Income Tracts		2
Percentage of Upper Income Tracts		66.67%
Number of NA Income Tracts		0
Percentage of NA Income Tracts		0.00%

Montgomery ARKANSAS


Census Tract	Tract Income Class	Minority Tract
05097953000	MIDDLE	NO
05097953100	MIDDLE	NO
05097953200	MIDDLE	NO

Montgomery ARKANSAS

Census Tract	Tract Income Class	Minority Tract
Summary Data: Montgomery		
Number of Census Tracts		3
Number of Minority Tracts		0
Percentage of Minority Tracts		0.00%
Number of Low Income Tracts		0
Percentage of Low Income Tracts		0.00%
Number of Moderate Income Tracts		0
Percentage of Moderate Income Tracts		0.00%
Number of Middle Income Tracts		3
Percentage of Middle Income Tracts		100.00%
Number of Upper Income Tracts		0
Percentage of Upper Income Tracts		0.00%
Number of NA Income Tracts		0
Percentage of NA Income Tracts		0.00%

Nevada ARKANSAS

Census Tract	Tract Income Class	Minority Tract
05099090100	MIDDLE	NO
05099090200	MIDDLE	NO
05099090300	MODERATE	NO



Nevada ARKANSAS

Census Tract	Tract Income Class	Minority Tract
Summary Data: Nevada		
Number of Census Tracts		3
Number of Minority Tracts		0
Percentage of Minority Tracts		0.00%
Number of Low Income Tracts		0
Percentage of Low Income Tracts		0.00%
Number of Moderate Income Tracts		1
Percentage of Moderate Income Tracts		33.33%
Number of Middle Income Tracts		2
Percentage of Middle Income Tracts		66.67%
Number of Upper Income Tracts		0
Percentage of Upper Income Tracts		0.00%
Number of NA Income Tracts		0
Percentage of NA Income Tracts		0.00%

Newton ARKANSAS

Census Tract	Tract Income Class	Minority Tract
05101180100	MIDDLE	NO
05101180200	MIDDLE	NO

Newton ARKANSAS

Census Tract	Tract Income Class	Minority Tract
Summary Data: Newton		
Number of Census Tracts		2
Number of Minority Tracts		0
Percentage of Minority Tracts		0.00%
Number of Low Income Tracts		0
Percentage of Low Income Tracts		0.00%
Number of Moderate Income Tracts		0
Percentage of Moderate Income Tracts		0.00%
Number of Middle Income Tracts		2
Percentage of Middle Income Tracts		100.00%
Number of Upper Income Tracts		0
Percentage of Upper Income Tracts		0.00%
Number of NA Income Tracts		0
Percentage of NA Income Tracts		0.00%

Ouachita ARKANSAS

Census Tract	Tract Income Class	Minority Tract
05103950101	MIDDLE	NO
05103950102	MIDDLE	NO
05103950200	MIDDLE	NO
05103950301	MODERATE	NO
05103950302	MIDDLE	NO

Ouachita ARKANSAS

Census Tract	Tract Income Class	Minority Tract
05103950400	MIDDLE	YES
05103950500	MIDDLE	YES
05103950600	MODERATE	YES
Summary Data: Ouachita		
Number of Census Tracts		8
Number of Minority Tracts		3
Percentage of Minority Tracts		37.50%
Number of Low Income Tracts		0
Percentage of Low Income Tracts		0.00%
Number of Moderate Income Tracts		2
Percentage of Moderate Income Tracts		25.00%
Number of Middle Income Tracts		6
Percentage of Middle Income Tracts		75.00%
Number of Upper Income Tracts		0
Percentage of Upper Income Tracts		0.00%
Number of NA Income Tracts		0
Percentage of NA Income Tracts		0.00%

Perry ARKANSAS

Census Tract	Tract Income Class	Minority Tract
05105952700	MODERATE	NO
05105952800	MODERATE	NO



Perry ARKANSAS

Census Tract	Tract Income Class	Minority Tract
05105952900	MODERATE	NO

Summary Data: Perry

Number of Census Tracts	3
Number of Minority Tracts	0
Percentage of Minority Tracts	0.00%
Number of Low Income Tracts	0
Percentage of Low Income Tracts	0.00%
Number of Moderate Income Tracts	3
Percentage of Moderate Income Tracts	100.00%
Number of Middle Income Tracts	0
Percentage of Middle Income Tracts	0.00%
Number of Upper Income Tracts	0
Percentage of Upper Income Tracts	0.00%
Number of NA Income Tracts	0
Percentage of NA Income Tracts	0.00%

Phillips ARKANSAS

Census Tract	Tract Income Class	Minority Tract
05107480100	UPPER	YES
05107480201	UPPER	NO
05107480202	MIDDLE	NO
05107480300	MODERATE	YES

Phillips ARKANSAS

Census Tract	Tract Income Class	Minority Tract
05107480400	MODERATE	YES
05107480500	MODERATE	YES
05107480600	MODERATE	YES

Summary Data: Phillips

Number of Census Tracts	7
Number of Minority Tracts	5
Percentage of Minority Tracts	71.43%
Number of Low Income Tracts	0
Percentage of Low Income Tracts	0.00%
Number of Moderate Income Tracts	4
Percentage of Moderate Income Tracts	57.14%
Number of Middle Income Tracts	1
Percentage of Middle Income Tracts	14.29%
Number of Upper Income Tracts	2
Percentage of Upper Income Tracts	28.57%
Number of NA Income Tracts	0
Percentage of NA Income Tracts	0.00%

Pike ARKANSAS

Census Tract	Tract Income Class	Minority Tract
05109953300	MIDDLE	NO
05109953400	UPPER	NO

Pike ARKANSAS

Census Tract	Tract Income Class	Minority Tract
05109953500	MIDDLE	NO

Summary Data: Pike

Number of Census Tracts	3
Number of Minority Tracts	0
Percentage of Minority Tracts	0.00%
Number of Low Income Tracts	0
Percentage of Low Income Tracts	0.00%
Number of Moderate Income Tracts	0
Percentage of Moderate Income Tracts	0.00%
Number of Middle Income Tracts	2
Percentage of Middle Income Tracts	66.67%
Number of Upper Income Tracts	1
Percentage of Upper Income Tracts	33.33%
Number of NA Income Tracts	0
Percentage of NA Income Tracts	0.00%

Poinsett ARKANSAS

Census Tract	Tract Income Class	Minority Tract
05111490100	MIDDLE	NO
05111490200	MIDDLE	NO
05111490300	MODERATE	NO
05111490400	MIDDLE	NO

Poinsett ARKANSAS

Census Tract	Tract Income Class	Minority Tract
05111490501	MIDDLE	NO
05111490502	MODERATE	NO
05111490600	MIDDLE	NO
05111490700	MODERATE	NO

Summary Data: Poinsett

Number of Census Tracts	8
Number of Minority Tracts	0
Percentage of Minority Tracts	0.00%
Number of Low Income Tracts	0
Percentage of Low Income Tracts	0.00%
Number of Moderate Income Tracts	3
Percentage of Moderate Income Tracts	37.50%
Number of Middle Income Tracts	5
Percentage of Middle Income Tracts	62.50%
Number of Upper Income Tracts	0
Percentage of Upper Income Tracts	0.00%
Number of NA Income Tracts	0
Percentage of NA Income Tracts	0.00%

Polk ARKANSAS

Census Tract	Tract Income Class	Minority Tract
05113950100	MIDDLE	NO

Polk ARKANSAS

Census Tract	Tract Income Class	Minority Tract
05113950201	MIDDLE	NO
05113950202	MODERATE	NO
05113950300	MIDDLE	NO
05113950400	MIDDLE	NO
05113950500	MIDDLE	NO
05113950600	MODERATE	NO

Summary Data: Polk

Number of Census Tracts	7
Number of Minority Tracts	0
Percentage of Minority Tracts	0.00%
Number of Low Income Tracts	0
Percentage of Low Income Tracts	0.00%
Number of Moderate Income Tracts	2
Percentage of Moderate Income Tracts	28.57%
Number of Middle Income Tracts	5
Percentage of Middle Income Tracts	71.43%
Number of Upper Income Tracts	0
Percentage of Upper Income Tracts	0.00%
Number of NA Income Tracts	0
Percentage of NA Income Tracts	0.00%

Pope ARKANSAS

Census Tract	Tract Income Class	Minority Tract
05115950700	MIDDLE	NO
05115950800	UPPER	NO
05115950901	UPPER	NO
05115950902	MIDDLE	NO
05115951000	MIDDLE	NO
05115951100	MIDDLE	NO
05115951201	UPPER	NO
05115951202	MIDDLE	NO
05115951301	UPPER	NO
05115951302	MODERATE	NO
05115951303	UPPER	NO
05115951400	MODERATE	NO
05115951501	UPPER	NO
05115951503	UPPER	NO
05115951504	MIDDLE	NO
05115951601	MIDDLE	NO
05115951602	MIDDLE	NO



Pope ARKANSAS

Census Tract	Tract Income Class	Minority Tract
Summary Data: Pope		
Number of Census Tracts		17
Number of Minority Tracts		0
Percentage of Minority Tracts		0.00%
Number of Low Income Tracts		0
Percentage of Low Income Tracts		0.00%
Number of Moderate Income Tracts		2
Percentage of Moderate Income Tracts		11.76%
Number of Middle Income Tracts		8
Percentage of Middle Income Tracts		47.06%
Number of Upper Income Tracts		7
Percentage of Upper Income Tracts		41.18%
Number of NA Income Tracts		0
Percentage of NA Income Tracts		0.00%

Prairie ARKANSAS

Census Tract	Tract Income Class	Minority Tract
05117460100	MIDDLE	NO
05117460200	UPPER	NO
05117460300	MIDDLE	NO

Prairie ARKANSAS

Census Tract	Tract Income Class	Minority Tract
Summary Data: Prairie		
Number of Census Tracts		3
Number of Minority Tracts		0
Percentage of Minority Tracts		0.00%
Number of Low Income Tracts		0
Percentage of Low Income Tracts		0.00%
Number of Moderate Income Tracts		0
Percentage of Moderate Income Tracts		0.00%
Number of Middle Income Tracts		2
Percentage of Middle Income Tracts		66.67%
Number of Upper Income Tracts		1
Percentage of Upper Income Tracts		33.33%
Number of NA Income Tracts		0
Percentage of NA Income Tracts		0.00%

Pulaski ARKANSAS

Census Tract	Tract Income Class	Minority Tract
05119000500	LOW	YES
05119001100	MODERATE	YES
05119001200	LOW	YES
05119001300	MODERATE	YES
05119001501	UPPER	NO

Pulaski ARKANSAS

Census Tract	Tract Income Class	Minority Tract
05119001502	UPPER	NO
05119001600	UPPER	NO
05119001800	MODERATE	YES
05119001900	MODERATE	YES
05119002001	MODERATE	YES
05119002002	LOW	YES
05119002102	MODERATE	YES
05119002103	MIDDLE	YES
05119002104	UPPER	NO
05119002203	MIDDLE	NO
05119002206	UPPER	YES
05119002208	MIDDLE	NO
05119002209	MODERATE	YES
05119002210	UPPER	NO
05119002211	UPPER	NO
05119002403	MODERATE	YES
05119002405	MODERATE	YES
05119002406	MODERATE	YES
05119002407	MIDDLE	NO
05119002409	LOW	YES
05119002410	MIDDLE	YES
05119002500	MIDDLE	YES
05119002600	LOW	YES
05119002700	LOW	YES
05119002800	LOW	YES
05119002900	MODERATE	YES
05119003001	LOW	YES



Pulaski ARKANSAS

Census Tract	Tract Income Class	Minority Tract
05119003002	LOW	YES
05119003100	LOW	YES
05119003202	MODERATE	YES
05119003207	MIDDLE	NO
05119003208	LOW	YES
05119003303	UPPER	NO
05119003305	MIDDLE	NO
05119003306	MIDDLE	YES
05119003307	MODERATE	NO
05119003308	UPPER	NO
05119003403	MIDDLE	NO
05119003404	MIDDLE	NO
05119003405	MODERATE	NO
05119003406	MIDDLE	NO
05119003604	MIDDLE	NO
05119003605	MIDDLE	YES
05119003606	LOW	YES
05119003607	MODERATE	YES
05119003608	MIDDLE	YES
05119003609	MIDDLE	NO
05119003703	UPPER	NO
05119003704	MIDDLE	NO
05119003707	MIDDLE	NO
05119003711	MIDDLE	NO
05119003712	UPPER	NO
05119003713	UPPER	NO
05119003714	MIDDLE	NO

Pulaski ARKANSAS

Census Tract	Tract Income Class	Minority Tract
05119003800	MODERATE	YES
05119003900	MIDDLE	YES
05119004001	MODERATE	YES
05119004004	MIDDLE	NO
05119004005	MODERATE	YES
05119004006	MODERATE	NO
05119004007	MIDDLE	YES
05119004103	MODERATE	YES
05119004104	MIDDLE	YES
05119004105	MODERATE	YES
05119004106	MODERATE	YES
05119004107	LOW	YES
05119004108	MODERATE	YES
05119004201	UPPER	NO
05119004202	UPPER	NO
05119004205	UPPER	NO
05119004213	UPPER	NO
05119004214	UPPER	NO
05119004215	UPPER	NO
05119004218	MIDDLE	NO
05119004219	UPPER	NO
05119004220	MIDDLE	YES
05119004222	MIDDLE	YES
05119004223	UPPER	NO
05119004224	UPPER	NO
05119004225	MODERATE	NO
05119004226	MODERATE	YES

Pulaski ARKANSAS

Census Tract	Tract Income Class	Minority Tract
05119004227	MIDDLE	NO
05119004228	MIDDLE	NO
05119004229	UPPER	NO
05119004302	MIDDLE	NO
05119004306	MIDDLE	NO
05119004307	MODERATE	YES
05119004308	MIDDLE	NO
05119004309	UPPER	NO
05119004310	UPPER	NO
05119004311	UPPER	NO
05119004400	UPPER	NO
05119004500	MODERATE	YES
05119004600	LOW	YES
05119004700	MIDDLE	YES
05119004801	MIDDLE	NO
05119004901	MIDDLE	NO
05119004902	UPPER	NO
05119980100	NA	YES
05119980200	NA	NO
05119980300	MODERATE	NO
05119980400	MODERATE	YES



Pulaski ARKANSAS

Census Tract	Tract Income Class	Minority Tract
Summary Data: Pulaski		
Number of Census Tracts		107
Number of Minority Tracts		52
Percentage of Minority Tracts		48.60%
Number of Low Income Tracts		14
Percentage of Low Income Tracts		13.08%
Number of Moderate Income Tracts		29
Percentage of Moderate Income Tracts		27.10%
Number of Middle Income Tracts		35
Percentage of Middle Income Tracts		32.71%
Number of Upper Income Tracts		27
Percentage of Upper Income Tracts		25.23%
Number of NA Income Tracts		2
Percentage of NA Income Tracts		1.87%

Randolph ARKANSAS

Census Tract	Tract Income Class	Minority Tract
05121960100	MIDDLE	NO
05121960201	MODERATE	NO
05121960202	MIDDLE	NO
05121960301	MIDDLE	NO
05121960302	MIDDLE	NO

Randolph ARKANSAS

Census Tract	Tract Income Class	Minority Tract
Summary Data: Randolph		
Number of Census Tracts		5
Number of Minority Tracts		0
Percentage of Minority Tracts		0.00%
Number of Low Income Tracts		0
Percentage of Low Income Tracts		0.00%
Number of Moderate Income Tracts		1
Percentage of Moderate Income Tracts		20.00%
Number of Middle Income Tracts		4
Percentage of Middle Income Tracts		80.00%
Number of Upper Income Tracts		0
Percentage of Upper Income Tracts		0.00%
Number of NA Income Tracts		0
Percentage of NA Income Tracts		0.00%

Saline ARKANSAS

Census Tract	Tract Income Class	Minority Tract
05125010101	MIDDLE	NO
05125010104	UPPER	NO
05125010105	MIDDLE	NO
05125010106	MIDDLE	NO
05125010107	MIDDLE	NO

Saline ARKANSAS

Census Tract	Tract Income Class	Minority Tract
05125010301	MIDDLE	NO
05125010302	MIDDLE	NO
05125010303	UPPER	NO
05125010405	MIDDLE	NO
05125010406	MIDDLE	NO
05125010407	MIDDLE	NO
05125010408	MIDDLE	NO
05125010409	MIDDLE	NO
05125010410	UPPER	YES
05125010411	UPPER	NO
05125010507	MIDDLE	NO
05125010508	UPPER	NO
05125010509	UPPER	NO
05125010511	MIDDLE	NO
05125010512	UPPER	NO
05125010513	MIDDLE	NO
05125010514	UPPER	NO
05125010515	MIDDLE	NO
05125010516	MIDDLE	NO
05125010517	MIDDLE	NO
05125010518	UPPER	NO
05125010519	UPPER	NO
05125010520	MIDDLE	YES
05125010601	MODERATE	NO
05125010602	MIDDLE	NO



Saline ARKANSAS

Census Tract	Tract Income Class	Minority Tract
Summary Data: Saline		
Number of Census Tracts		30
Number of Minority Tracts		2
Percentage of Minority Tracts		6.67%
Number of Low Income Tracts		0
Percentage of Low Income Tracts		0.00%
Number of Moderate Income Tracts		1
Percentage of Moderate Income Tracts		3.33%
Number of Middle Income Tracts		19
Percentage of Middle Income Tracts		63.33%
Number of Upper Income Tracts		10
Percentage of Upper Income Tracts		33.33%
Number of NA Income Tracts		0
Percentage of NA Income Tracts		0.00%

Scott ARKANSAS

Census Tract	Tract Income Class	Minority Tract
05127950100	MIDDLE	NO
05127950200	MIDDLE	NO
05127950300	MIDDLE	NO

Scott ARKANSAS

Census Tract	Tract Income Class	Minority Tract
Summary Data: Scott		
Number of Census Tracts		3
Number of Minority Tracts		0
Percentage of Minority Tracts		0.00%
Number of Low Income Tracts		0
Percentage of Low Income Tracts		0.00%
Number of Moderate Income Tracts		0
Percentage of Moderate Income Tracts		0.00%
Number of Middle Income Tracts		3
Percentage of Middle Income Tracts		100.00%
Number of Upper Income Tracts		0
Percentage of Upper Income Tracts		0.00%
Number of NA Income Tracts		0
Percentage of NA Income Tracts		0.00%

Searcy ARKANSAS


Census Tract	Tract Income Class	Minority Tract
05129970100	MIDDLE	NO
05129970200	MODERATE	NO
05129970300	MODERATE	NO

Searcy ARKANSAS

Census Tract	Tract Income Class	Minority Tract
Summary Data: Searcy		
Number of Census Tracts		3
Number of Minority Tracts		0
Percentage of Minority Tracts		0.00%
Number of Low Income Tracts		0
Percentage of Low Income Tracts		0.00%
Number of Moderate Income Tracts		2
Percentage of Moderate Income Tracts		66.67%
Number of Middle Income Tracts		1
Percentage of Middle Income Tracts		33.33%
Number of Upper Income Tracts		0
Percentage of Upper Income Tracts		0.00%
Number of NA Income Tracts		0
Percentage of NA Income Tracts		0.00%

Sebastian ARKANSAS

Census Tract	Tract Income Class	Minority Tract
05131000100	MODERATE	YES
05131000200	MODERATE	YES
05131000300	MODERATE	YES
05131000400	MODERATE	YES
05131000501	MODERATE	YES



Sebastian ARKANSAS

Census Tract	Tract Income Class	Minority Tract
05131000502	MIDDLE	YES
05131000600	MIDDLE	NO
05131000700	MODERATE	NO
05131000800	MODERATE	NO
05131001001	MODERATE	NO
05131001002	UPPER	NO
05131001101	UPPER	NO
05131001102	MIDDLE	NO
05131001201	UPPER	NO
05131001202	MODERATE	NO
05131001301	UPPER	NO
05131001305	UPPER	NO
05131001306	UPPER	NO
05131001307	MIDDLE	NO
05131001308	MIDDLE	NO
05131001309	MIDDLE	NO
05131001310	UPPER	NO
05131001311	UPPER	NO
05131001312	UPPER	NO
05131010101	MIDDLE	NO
05131010102	UPPER	NO
05131010201	MIDDLE	NO
05131010202	UPPER	NO
05131010301	UPPER	NO
05131010303	MIDDLE	NO
05131010304	MIDDLE	NO

Sebastian ARKANSAS

Census Tract	Tract Income Class	Minority Tract
Summary Data: Sebastian		
Number of Census Tracts		31
Number of Minority Tracts		6
Percentage of Minority Tracts		19.35%
Number of Low Income Tracts		0
Percentage of Low Income Tracts		0.00%
Number of Moderate Income Tracts		9
Percentage of Moderate Income Tracts		29.03%
Number of Middle Income Tracts		10
Percentage of Middle Income Tracts		32.26%
Number of Upper Income Tracts		12
Percentage of Upper Income Tracts		38.71%
Number of NA Income Tracts		0
Percentage of NA Income Tracts		0.00%

Sevier ARKANSAS

Census Tract	Tract Income Class	Minority Tract
05133080100	MIDDLE	NO
05133080200	MIDDLE	NO
05133080300	MIDDLE	YES
05133080400	MIDDLE	NO

Sevier ARKANSAS

Census Tract	Tract Income Class	Minority Tract
Summary Data: Sevier		
Number of Census Tracts		4
Number of Minority Tracts		1
Percentage of Minority Tracts		25.00%
Number of Low Income Tracts		0
Percentage of Low Income Tracts		0.00%
Number of Moderate Income Tracts		0
Percentage of Moderate Income Tracts		0.00%
Number of Middle Income Tracts		4
Percentage of Middle Income Tracts		100.00%
Number of Upper Income Tracts		0
Percentage of Upper Income Tracts		0.00%
Number of NA Income Tracts		0
Percentage of NA Income Tracts		0.00%

Sharp ARKANSAS

Census Tract	Tract Income Class	Minority Tract
05135470100	MODERATE	NO
05135470201	MIDDLE	NO
05135470202	MIDDLE	NO
05135470300	MIDDLE	NO
05135470401	MIDDLE	NO



Sharp ARKANSAS

Census Tract	Tract Income Class	Minority Tract
05135470402	MIDDLE	NO

Summary Data: Sharp

Number of Census Tracts	6
Number of Minority Tracts	0
Percentage of Minority Tracts	0.00%
Number of Low Income Tracts	0
Percentage of Low Income Tracts	0.00%
Number of Moderate Income Tracts	1
Percentage of Moderate Income Tracts	16.67%
Number of Middle Income Tracts	5
Percentage of Middle Income Tracts	83.33%
Number of Upper Income Tracts	0
Percentage of Upper Income Tracts	0.00%
Number of NA Income Tracts	0
Percentage of NA Income Tracts	0.00%

St. Francis ARKANSAS

Census Tract	Tract Income Class	Minority Tract
05123960100	MIDDLE	YES
05123960201	MIDDLE	NO
05123960202	UPPER	NO
05123960300	MIDDLE	NO

St. Francis ARKANSAS

Census Tract	Tract Income Class	Minority Tract
05123960400	MODERATE	YES
05123960500	MODERATE	YES
05123960600	MODERATE	YES

Summary Data: St. Francis

Number of Census Tracts	7
Number of Minority Tracts	4
Percentage of Minority Tracts	57.14%
Number of Low Income Tracts	0
Percentage of Low Income Tracts	0.00%
Number of Moderate Income Tracts	3
Percentage of Moderate Income Tracts	42.86%
Number of Middle Income Tracts	3
Percentage of Middle Income Tracts	42.86%
Number of Upper Income Tracts	1
Percentage of Upper Income Tracts	14.29%
Number of NA Income Tracts	0
Percentage of NA Income Tracts	0.00%

Stone ARKANSAS

Census Tract	Tract Income Class	Minority Tract
05137950100	MIDDLE	NO
05137950201	MIDDLE	NO

Stone ARKANSAS

Census Tract	Tract Income Class	Minority Tract
05137950203	MIDDLE	NO
05137950204	MIDDLE	NO

Summary Data: Stone

Number of Census Tracts	4
Number of Minority Tracts	0
Percentage of Minority Tracts	0.00%
Number of Low Income Tracts	0
Percentage of Low Income Tracts	0.00%
Number of Moderate Income Tracts	0
Percentage of Moderate Income Tracts	0.00%
Number of Middle Income Tracts	4
Percentage of Middle Income Tracts	100.00%
Number of Upper Income Tracts	0
Percentage of Upper Income Tracts	0.00%
Number of NA Income Tracts	0
Percentage of NA Income Tracts	0.00%

Union ARKANSAS

Census Tract	Tract Income Class	Minority Tract
05139950100	MIDDLE	NO
05139950200	MIDDLE	NO
05139950300	MIDDLE	NO



Union ARKANSAS

Census Tract	Tract Income Class	Minority Tract
05139950401	MIDDLE	NO
05139950402	UPPER	NO
05139950501	UPPER	NO
05139950502	UPPER	NO
05139950600	MIDDLE	YES
05139950700	MIDDLE	YES
05139950800	UPPER	NO
05139950900	MODERATE	YES
05139951000	MODERATE	YES

Summary Data: Union

Number of Census Tracts	12
Number of Minority Tracts	4
Percentage of Minority Tracts	33.33%
Number of Low Income Tracts	0
Percentage of Low Income Tracts	0.00%
Number of Moderate Income Tracts	2
Percentage of Moderate Income Tracts	16.67%
Number of Middle Income Tracts	6
Percentage of Middle Income Tracts	50.00%
Number of Upper Income Tracts	4
Percentage of Upper Income Tracts	33.33%
Number of NA Income Tracts	0
Percentage of NA Income Tracts	0.00%

Van Buren ARKANSAS

Census Tract	Tract Income Class	Minority Tract
05141460100	MIDDLE	NO
05141460200	MODERATE	NO
05141460301	MIDDLE	NO
05141460303	MIDDLE	NO
05141460304	MIDDLE	NO
05141460400	MIDDLE	NO

Summary Data: Van Buren

Number of Census Tracts	6
Number of Minority Tracts	0
Percentage of Minority Tracts	0.00%
Number of Low Income Tracts	0
Percentage of Low Income Tracts	0.00%
Number of Moderate Income Tracts	1
Percentage of Moderate Income Tracts	16.67%
Number of Middle Income Tracts	5
Percentage of Middle Income Tracts	83.33%
Number of Upper Income Tracts	0
Percentage of Upper Income Tracts	0.00%
Number of NA Income Tracts	0
Percentage of NA Income Tracts	0.00%

Washington ARKANSAS

Census Tract	Tract Income Class	Minority Tract
05143010101	MIDDLE	NO
05143010107	UPPER	NO
05143010108	UPPER	NO
05143010109	MIDDLE	NO
05143010110	MIDDLE	NO
05143010111	MIDDLE	NO
05143010112	MIDDLE	NO
05143010113	UPPER	NO
05143010114	MODERATE	NO
05143010115	UPPER	NO
05143010201	MODERATE	YES
05143010202	MODERATE	YES
05143010303	MIDDLE	YES
05143010304	LOW	YES
05143010305	MIDDLE	YES
05143010306	MODERATE	YES
05143010307	LOW	YES
05143010401	MODERATE	YES
05143010402	MODERATE	YES
05143010404	LOW	YES
05143010405	MIDDLE	NO
05143010501	MIDDLE	NO
05143010508	MIDDLE	NO
05143010510	MIDDLE	YES
05143010511	MIDDLE	NO
05143010512	MODERATE	NO
05143010513	MODERATE	NO

Washington ARKANSAS

Census Tract	Tract Income Class	Minority Tract
05143010514	MIDDLE	NO
05143010515	UPPER	NO
05143010516	MIDDLE	NO
05143010517	MIDDLE	NO
05143010518	UPPER	NO
05143010519	MIDDLE	NO
05143010520	MIDDLE	NO
05143010521	MIDDLE	NO
05143010601	MODERATE	NO
05143010602	LOW	NO
05143010703	LOW	NO
05143010704	LOW	NO
05143010705	MODERATE	NO
05143010706	UPPER	NO
05143011002	MODERATE	NO
05143011003	MIDDLE	NO
05143011004	MODERATE	NO
05143011005	MIDDLE	NO
05143011006	MIDDLE	NO
05143011103	MIDDLE	NO
05143011104	MODERATE	NO
05143011105	MODERATE	NO
05143011106	MIDDLE	NO
05143011107	MIDDLE	NO
05143011200	MODERATE	YES
05143011301	LOW	NO
05143011302	NA	NO

Washington ARKANSAS

Census Tract	Tract Income Class	Minority Tract
Summary Data: Washington		
Number of Census Tracts		54
Number of Minority Tracts		12
Percentage of Minority Tracts		22.22%
Number of Low Income Tracts		7
Percentage of Low Income Tracts		12.96%
Number of Moderate Income Tracts		15
Percentage of Moderate Income Tracts		27.78%
Number of Middle Income Tracts		24
Percentage of Middle Income Tracts		44.44%
Number of Upper Income Tracts		7
Percentage of Upper Income Tracts		12.96%
Number of NA Income Tracts		1
Percentage of NA Income Tracts		1.85%

White ARKANSAS

Census Tract	Tract Income Class	Minority Tract
05145070100	MIDDLE	NO
05145070200	MIDDLE	NO
05145070300	MIDDLE	NO
05145070401	UPPER	NO
05145070402	MIDDLE	NO

White ARKANSAS

Census Tract	Tract Income Class	Minority Tract
05145070501	MIDDLE	NO
05145070502	MODERATE	NO
05145070600	MIDDLE	NO
05145070700	UPPER	NO
05145070801	MIDDLE	NO
05145070802	MODERATE	NO
05145070901	MIDDLE	NO
05145070902	UPPER	NO
05145071001	MIDDLE	NO
05145071002	MIDDLE	NO
05145071101	MODERATE	NO
05145071102	MIDDLE	NO
05145071201	UPPER	NO
05145071202	MIDDLE	NO



White ARKANSAS

Census Tract	Tract Income Class	Minority Tract
Summary Data: White		
Number of Census Tracts		19
Number of Minority Tracts		0
Percentage of Minority Tracts		0.00%
Number of Low Income Tracts		0
Percentage of Low Income Tracts		0.00%
Number of Moderate Income Tracts		3
Percentage of Moderate Income Tracts		15.79%
Number of Middle Income Tracts		12
Percentage of Middle Income Tracts		63.16%
Number of Upper Income Tracts		4
Percentage of Upper Income Tracts		21.05%
Number of NA Income Tracts		0
Percentage of NA Income Tracts		0.00%

Woodruff ARKANSAS

Census Tract	Tract Income Class	Minority Tract
05147490100	MIDDLE	NO
05147490200	MIDDLE	NO

Woodruff ARKANSAS

Census Tract	Tract Income Class	Minority Tract
Summary Data: Woodruff		
Number of Census Tracts		2
Number of Minority Tracts		0
Percentage of Minority Tracts		0.00%
Number of Low Income Tracts		0
Percentage of Low Income Tracts		0.00%
Number of Moderate Income Tracts		0
Percentage of Moderate Income Tracts		0.00%
Number of Middle Income Tracts		2
Percentage of Middle Income Tracts		100.00%
Number of Upper Income Tracts		0
Percentage of Upper Income Tracts		0.00%
Number of NA Income Tracts		0
Percentage of NA Income Tracts		0.00%

Yell ARKANSAS

Census Tract	Tract Income Class	Minority Tract
05149952301	MIDDLE	NO
05149952302	MIDDLE	NO
05149952401	MIDDLE	NO
05149952402	UPPER	NO
05149952500	MODERATE	NO

Yell ARKANSAS

Census Tract	Tract Income Class	Minority Tract
05149952600	MIDDLE	NO
Summary Data: Yell		
Number of Census Tracts		6
Number of Minority Tracts		0
Percentage of Minority Tracts		0.00%
Number of Low Income Tracts		0
Percentage of Low Income Tracts		0.00%
Number of Moderate Income Tracts		1
Percentage of Moderate Income Tracts		16.67%
Number of Middle Income Tracts		4
Percentage of Middle Income Tracts		66.67%
Number of Upper Income Tracts		1
Percentage of Upper Income Tracts		16.67%
Number of NA Income Tracts		0
Percentage of NA Income Tracts		0.00%



Assessment Area Summary Data:	Number of Census Tracts:	823
--------------------------------------	---------------------------------	-----

Number of Minority Tracts	Number of Low Income Tracts	Number of Moderate Income Tracts	Number of Middle Income Tracts	Number of Upper Income Tracts	Number of NA Income Tracts
165	35	167	431	182	8

Percentage of Minority Tracts	Percentage of Low Income Tracts	Percentage of Moderate Income Tracts	Percentage of Middle Income Tracts	Percentage of Upper Income Tracts	Percentage of NA Income Tracts
20.05%	4.25%	20.29%	52.37%	22.11%	0.97%

