

GeoDataVision Report D-1 Census Tract Reference Book 2021/2022

Tract Income Classification and Minority Status—Based on Census data released by the FFIEC July, 2021 through April, 2022

Autauga, ALABAMA

Census Tract	2021		2022		Change in Tract Income Class from 2021 through 2022
	Tract Income Class	Minority Tract	Tract Income Class	Minority Tract	
01001020100	UPPER	NO	MIDDLE	NO	UPPER to MIDDLE
01001020200	MIDDLE	YES	MODERATE	YES	MIDDLE to MODERATE
01001020300	MIDDLE	NO	MIDDLE	NO	No Change
01001020400	MIDDLE	NO	MIDDLE	NO	No Change
01001020500	UPPER	NO			Not Applicable
01001020501			UPPER	NO	Not Applicable
01001020502			MIDDLE	NO	Not Applicable
01001020503			UPPER	NO	Not Applicable
01001020600	MIDDLE	NO	MIDDLE	NO	No Change
01001020700	MODERATE	NO	MODERATE	NO	No Change
01001020801	UPPER	NO	UPPER	NO	No Change
01001020802	UPPER	NO			Not Applicable
01001020803			MIDDLE	NO	Not Applicable
01001020804			UPPER	NO	Not Applicable
01001020805			UPPER	NO	Not Applicable
01001020900	MIDDLE	NO			Not Applicable
01001020901			MIDDLE	NO	Not Applicable
01001020902			MIDDLE	NO	Not Applicable
01001021000	MIDDLE	NO	MIDDLE	NO	No Change
01001021100	MODERATE	YES	MODERATE	YES	No Change

Autauga, ALABAMA

Census Tract	2021		2022		Change in Tract Income Class from 2021 through 2022
	Tract Income Class	Minority Tract	Tract Income Class	Minority Tract	

Summary Data: Autauga	2021	2022
Number of Census Tracts	12	17
Number of Minority Tracts	2	2
Percentage of Minority Tracts	16.67%	11.76%
Number of Low Income Tracts	0	0
Percentage of Low Income Tracts	0.00%	0.00%
Number of Moderate Income Tracts	2	3
Percentage of Moderate Income Tracts	16.67%	17.65%
Number of Middle Income Tracts	6	9
Percentage of Middle Income Tracts	50.00%	52.94%
Number of Upper Income Tracts	4	5
Percentage of Upper Income Tracts	33.33%	29.41%
Number of NA Income Tracts	0	0
Percentage of NA Income Tracts	0.00%	0.00%

Baldwin, ALABAMA

Census Tract	2021		2022		Change in Tract Income Class from 2021 through 2022
	Tract Income Class	Minority Tract	Tract Income Class	Minority Tract	
01003010100	MIDDLE	NO	MODERATE	NO	MIDDLE to MODERATE
01003010200	MODERATE	NO	MODERATE	NO	No Change



GeoDataVision Report D-1 Census Tract Reference Book 2021/2022: ALABAMA

Baldwin, ALABAMA

Census Tract	2021		2022		Change in Tract Income Class from 2021 through 2022
	Tract Income Class	Minority Tract	Tract Income Class	Minority Tract	
01003010300	MIDDLE	NO	MIDDLE	NO	No Change
01003010400	MIDDLE	NO	MODERATE	NO	MIDDLE to MODERATE
01003010500	MIDDLE	NO	MIDDLE	NO	No Change
01003010600	MODERATE	YES	MODERATE	YES	No Change
01003010701	UPPER	NO			Not Applicable
01003010703	UPPER	NO			Not Applicable
01003010704	MIDDLE	NO	MIDDLE	NO	No Change
01003010705	MIDDLE	NO			Not Applicable
01003010706			UPPER	NO	Not Applicable
01003010707			UPPER	NO	Not Applicable
01003010708			UPPER	NO	Not Applicable
01003010709			UPPER	NO	Not Applicable
01003010710			MIDDLE	NO	Not Applicable
01003010711			MIDDLE	NO	Not Applicable
01003010800	MIDDLE	NO	MIDDLE	NO	No Change
01003010903	MIDDLE	NO	MIDDLE	NO	No Change
01003010904	MIDDLE	NO	MIDDLE	NO	No Change
01003010905	MIDDLE	NO			Not Applicable
01003010906	MIDDLE	NO	MODERATE	NO	MIDDLE to MODERATE
01003010907			MIDDLE	NO	Not Applicable
01003010908			MIDDLE	NO	Not Applicable
01003011000	MODERATE	NO	MODERATE	NO	No Change
01003011101	MIDDLE	NO			Not Applicable
01003011102	MIDDLE	NO	MIDDLE	NO	No Change
01003011103			MIDDLE	NO	Not Applicable
01003011104			UPPER	NO	Not Applicable
01003011201	UPPER	NO	MIDDLE	NO	UPPER to MIDDLE

Baldwin, ALABAMA

Census Tract	2021		2022		Change in Tract Income Class from 2021 through 2022
	Tract Income Class	Minority Tract	Tract Income Class	Minority Tract	
01003011202	MIDDLE	NO	UPPER	NO	MIDDLE to UPPER
01003011300	UPPER	NO	MIDDLE	NO	UPPER to MIDDLE
01003011401	MIDDLE	NO			Not Applicable
01003011403	MIDDLE	NO			Not Applicable
01003011405	UPPER	NO			Not Applicable
01003011406	MODERATE	NO			Not Applicable
01003011407	MIDDLE	NO			Not Applicable
01003011408	MIDDLE	NO			Not Applicable
01003011409			MIDDLE	NO	Not Applicable
01003011410			MIDDLE	NO	Not Applicable
01003011411			MIDDLE	NO	Not Applicable
01003011412			MODERATE	NO	Not Applicable
01003011413			MIDDLE	NO	Not Applicable
01003011414			UPPER	NO	Not Applicable
01003011415			UPPER	NO	Not Applicable
01003011416			NA	NO	Not Applicable
01003011417			UPPER	NO	Not Applicable
01003011418			MIDDLE	NO	Not Applicable
01003011419			MIDDLE	NO	Not Applicable
01003011501	MIDDLE	NO	MIDDLE	NO	No Change
01003011502	MODERATE	NO			Not Applicable
01003011503			MODERATE	NO	Not Applicable
01003011504			MIDDLE	NO	Not Applicable
01003011601	MODERATE	NO	MIDDLE	NO	MODERATE to MIDDLE
01003011602	MIDDLE	NO			Not Applicable
01003011603			MODERATE	NO	Not Applicable
01003011604			MIDDLE	NO	Not Applicable



Tracts with empty cells are new or discontinued tracts

Baldwin, ALABAMA

Census Tract	2021		2022		Change in Tract Income Class from 2021 through 2022
	Tract Income Class	Minority Tract	Tract Income Class	Minority Tract	
01003990000	NA	NO	NA	NO	No Change

Summary Data: Baldwin	2021	2022
Number of Census Tracts	32	44
Number of Minority Tracts	1	1
Percentage of Minority Tracts	3.13%	2.27%
Number of Low Income Tracts	0	0
Percentage of Low Income Tracts	0.00%	0.00%
Number of Moderate Income Tracts	6	9
Percentage of Moderate Income Tracts	18.75%	20.45%
Number of Middle Income Tracts	20	24
Percentage of Middle Income Tracts	62.50%	54.55%
Number of Upper Income Tracts	5	9
Percentage of Upper Income Tracts	15.63%	20.45%
Number of NA Income Tracts	1	2
Percentage of NA Income Tracts	3.13%	4.55%


Barbour, ALABAMA

Census Tract	2021		2022		Change in Tract Income Class from 2021 through 2022
	Tract Income Class	Minority Tract	Tract Income Class	Minority Tract	
01005950100	UPPER	YES	UPPER	YES	No Change
01005950200	MIDDLE	YES	MIDDLE	YES	No Change

Barbour, ALABAMA

Census Tract	2021		2022		Change in Tract Income Class from 2021 through 2022
	Tract Income Class	Minority Tract	Tract Income Class	Minority Tract	
01005950300	MIDDLE	YES	MIDDLE	YES	No Change
01005950400	MIDDLE	NO	MODERATE	YES	MIDDLE to MODERATE
01005950500	MIDDLE	NO	MIDDLE	NO	No Change
01005950600	MODERATE	NO	LOW	NO	MODERATE to LOW
01005950700	MODERATE	YES	MIDDLE	YES	MODERATE to MIDDLE
01005950800	MIDDLE	NO	MODERATE	YES	MIDDLE to MODERATE
01005950900	MIDDLE	YES	MODERATE	YES	MIDDLE to MODERATE

Summary Data: Barbour	2021	2022
Number of Census Tracts	9	9
Number of Minority Tracts	5	7
Percentage of Minority Tracts	55.56%	77.78%
Number of Low Income Tracts	0	1
Percentage of Low Income Tracts	0.00%	11.11%
Number of Moderate Income Tracts	2	3
Percentage of Moderate Income Tracts	22.22%	33.33%
Number of Middle Income Tracts	6	4
Percentage of Middle Income Tracts	66.67%	44.44%
Number of Upper Income Tracts	1	1
Percentage of Upper Income Tracts	11.11%	11.11%
Number of NA Income Tracts	0	0
Percentage of NA Income Tracts	0.00%	0.00%



GeoDataVision Report D-1 Census Tract Reference Book 2021/2022: ALABAMA

Bibb, ALABAMA

Census Tract	2021		2022		Change in Tract Income Class from 2021 through 2022
	Tract Income Class	Minority Tract	Tract Income Class	Minority Tract	
01007010001	MODERATE	NO	MODERATE	NO	No Change
01007010002	MODERATE	NO			Not Applicable
01007010003	MIDDLE	NO			Not Applicable
01007010004	MODERATE	NO			Not Applicable
01007010005			MIDDLE	NO	Not Applicable
01007010006			MIDDLE	NO	Not Applicable
01007010007			MODERATE	NO	Not Applicable
01007010008			MIDDLE	NO	Not Applicable
01007010009			NA	YES	Not Applicable
01007010010			MIDDLE	NO	Not Applicable
01007010011			MODERATE	NO	Not Applicable

Bibb, ALABAMA

Census Tract	2021		2022		Change in Tract Income Class from 2021 through 2022
	Tract Income Class	Minority Tract	Tract Income Class	Minority Tract	

Summary Data: Bibb	2021	2022
Number of Census Tracts	4	8
Number of Minority Tracts	0	1
Percentage of Minority Tracts	0.00%	12.50%
Number of Low Income Tracts	0	0
Percentage of Low Income Tracts	0.00%	0.00%
Number of Moderate Income Tracts	3	3
Percentage of Moderate Income Tracts	75.00%	37.50%
Number of Middle Income Tracts	1	4
Percentage of Middle Income Tracts	25.00%	50.00%
Number of Upper Income Tracts	0	0
Percentage of Upper Income Tracts	0.00%	0.00%
Number of NA Income Tracts	0	1
Percentage of NA Income Tracts	0.00%	12.50%

Blount, ALABAMA

Census Tract	2021		2022		Change in Tract Income Class from 2021 through 2022
	Tract Income Class	Minority Tract	Tract Income Class	Minority Tract	
01009050101	MIDDLE	NO			Not Applicable
01009050102	MIDDLE	NO			Not Applicable
01009050103			MODERATE	NO	Not Applicable



Blount, ALABAMA

Census Tract	2021		2022		Change in Tract Income Class from 2021 through 2022
	Tract Income Class	Minority Tract	Tract Income Class	Minority Tract	
01009050104			MIDDLE	NO	Not Applicable
01009050105			MIDDLE	NO	Not Applicable
01009050106			MODERATE	NO	Not Applicable
01009050107			MODERATE	NO	Not Applicable
01009050200	MIDDLE	NO	MODERATE	NO	MIDDLE to MODERATE
01009050300	MODERATE	NO			Not Applicable
01009050301			MODERATE	NO	Not Applicable
01009050302			MODERATE	NO	Not Applicable
01009050400	MODERATE	NO	MIDDLE	NO	MODERATE to MIDDLE
01009050500	MODERATE	NO			Not Applicable
01009050501			MODERATE	NO	Not Applicable
01009050502			MIDDLE	NO	Not Applicable
01009050601	MIDDLE	NO	MIDDLE	NO	No Change
01009050602	MIDDLE	NO			Not Applicable
01009050603			MIDDLE	NO	Not Applicable
01009050604			UPPER	NO	Not Applicable
01009050700	MODERATE	NO			Not Applicable
01009050701			MODERATE	NO	Not Applicable
01009050702			MIDDLE	NO	Not Applicable

Blount, ALABAMA

Census Tract	2021		2022		Change in Tract Income Class from 2021 through 2022
	Tract Income Class	Minority Tract	Tract Income Class	Minority Tract	

Summary Data: Blount	2021	2022
Number of Census Tracts	9	16
Number of Minority Tracts	0	0
Percentage of Minority Tracts	0.00%	0.00%
Number of Low Income Tracts	0	0
Percentage of Low Income Tracts	0.00%	0.00%
Number of Moderate Income Tracts	4	8
Percentage of Moderate Income Tracts	44.44%	50.00%
Number of Middle Income Tracts	5	7
Percentage of Middle Income Tracts	55.56%	43.75%
Number of Upper Income Tracts	0	1
Percentage of Upper Income Tracts	0.00%	6.25%
Number of NA Income Tracts	0	0
Percentage of NA Income Tracts	0.00%	0.00%

Bullock, ALABAMA

Census Tract	2021		2022		Change in Tract Income Class from 2021 through 2022
	Tract Income Class	Minority Tract	Tract Income Class	Minority Tract	
01011952100	MIDDLE	YES	MIDDLE	YES	No Change
01011952200	MIDDLE	YES			Not Applicable
01011952201			MIDDLE	YES	Not Applicable



Bullock, ALABAMA

Census Tract	2021		2022		Change in Tract Income Class from 2021 through 2022
	Tract Income Class	Minority Tract	Tract Income Class	Minority Tract	
01011952202			LOW	YES	Not Applicable
01011952500	MIDDLE	YES	MIDDLE	YES	No Change

Summary Data: Bullock	2021	2022
Number of Census Tracts	3	4
Number of Minority Tracts	3	4
Percentage of Minority Tracts	100.00%	100.00%
Number of Low Income Tracts	0	1
Percentage of Low Income Tracts	0.00%	25.00%
Number of Moderate Income Tracts	0	0
Percentage of Moderate Income Tracts	0.00%	0.00%
Number of Middle Income Tracts	3	3
Percentage of Middle Income Tracts	100.00%	75.00%
Number of Upper Income Tracts	0	0
Percentage of Upper Income Tracts	0.00%	0.00%
Number of NA Income Tracts	0	0
Percentage of NA Income Tracts	0.00%	0.00%

Butler, ALABAMA

Census Tract	2021		2022		Change in Tract Income Class from 2021 through 2022
	Tract Income Class	Minority Tract	Tract Income Class	Minority Tract	
01013952700	MIDDLE	NO	MIDDLE	YES	No Change

Butler, ALABAMA

Census Tract	2021		2022		Change in Tract Income Class from 2021 through 2022
	Tract Income Class	Minority Tract	Tract Income Class	Minority Tract	
01013952800	UPPER	NO	UPPER	NO	No Change
01013952900	MIDDLE	YES	MIDDLE	YES	No Change
01013953000	MIDDLE	NO	MIDDLE	NO	No Change
01013953100	MODERATE	YES	MODERATE	YES	No Change
01013953200	MIDDLE	NO	MIDDLE	NO	No Change
01013953300	MIDDLE	NO	MIDDLE	NO	No Change
01013953400	MIDDLE	YES	UPPER	YES	MIDDLE to UPPER
01013953500	MIDDLE	NO	MIDDLE	NO	No Change



Butler, ALABAMA

Census Tract	2021		2022		Change in Tract Income Class from 2021 through 2022
	Tract Income Class	Minority Tract	Tract Income Class	Minority Tract	


Summary Data: Butler	2021	2022
Number of Census Tracts	9	9
Number of Minority Tracts	3	4
Percentage of Minority Tracts	33.33%	44.44%
Number of Low Income Tracts	0	0
Percentage of Low Income Tracts	0.00%	0.00%
Number of Moderate Income Tracts	1	1
Percentage of Moderate Income Tracts	11.11%	11.11%
Number of Middle Income Tracts	7	6
Percentage of Middle Income Tracts	77.78%	66.67%
Number of Upper Income Tracts	1	2
Percentage of Upper Income Tracts	11.11%	22.22%
Number of NA Income Tracts	0	0
Percentage of NA Income Tracts	0.00%	0.00%

Calhoun, ALABAMA

Census Tract	2021		2022		Change in Tract Income Class from 2021 through 2022
	Tract Income Class	Minority Tract	Tract Income Class	Minority Tract	
01015000200	MODERATE	YES	MODERATE	YES	No Change
01015000300	LOW	YES	LOW	YES	No Change
01015000400	MODERATE	YES	MODERATE	YES	No Change

Calhoun, ALABAMA

Census Tract	2021		2022		Change in Tract Income Class from 2021 through 2022
	Tract Income Class	Minority Tract	Tract Income Class	Minority Tract	
01015000500	LOW	YES	NA	YES	LOW to NA
01015000600	LOW	YES	MODERATE	YES	LOW to MODERATE
01015000700	MODERATE	YES	MIDDLE	YES	MODERATE to MIDDLE
01015000800	MODERATE	YES	MIDDLE	NO	MODERATE to MIDDLE
01015000900	UPPER	NO	UPPER	NO	No Change
01015001000	MIDDLE	NO	UPPER	NO	MIDDLE to UPPER
01015001100	MIDDLE	NO			Not Applicable
01015001101			UPPER	NO	Not Applicable
01015001102			MODERATE	YES	Not Applicable
01015001103			UPPER	NO	Not Applicable
01015001201	MODERATE	NO	MIDDLE	NO	MODERATE to MIDDLE
01015001202	UPPER	NO	MIDDLE	NO	UPPER to MIDDLE
01015001300	MIDDLE	NO	MODERATE	NO	MIDDLE to MODERATE
01015001400	MIDDLE	NO	MIDDLE	NO	No Change
01015001500	MIDDLE	NO			Not Applicable
01015001501			MIDDLE	NO	Not Applicable
01015001502			MODERATE	NO	Not Applicable
01015001600	MODERATE	NO	MIDDLE	NO	MODERATE to MIDDLE
01015001700	MIDDLE	NO	MIDDLE	NO	No Change
01015001800	MIDDLE	NO			Not Applicable
01015001801			MIDDLE	NO	Not Applicable
01015001802			MIDDLE	NO	Not Applicable
01015002000	MIDDLE	NO			Not Applicable
01015002001			MIDDLE	NO	Not Applicable
01015002002			UPPER	NO	Not Applicable
01015002101	NA	NO	MODERATE	YES	NA to MODERATE
01015002102	MIDDLE	NO	MIDDLE	NO	No Change



GeoDataVision Report D-1 Census Tract Reference Book 2021/2022: ALABAMA

Calhoun, ALABAMA

Census Tract	2021		2022		Change in Tract Income Class from 2021 through 2022
	Tract Income Class	Minority Tract	Tract Income Class	Minority Tract	
01015002103	MIDDLE	NO			Not Applicable
01015002104			MIDDLE	NO	Not Applicable
01015002105			MODERATE	NO	Not Applicable
01015002200	MIDDLE	NO	MIDDLE	NO	No Change
01015002300	MODERATE	NO	MODERATE	NO	No Change
01015002400	UPPER	NO	MIDDLE	NO	UPPER to MIDDLE
01015002501	MIDDLE	NO			Not Applicable
01015002502	MIDDLE	NO	MIDDLE	NO	No Change
01015002503			UPPER	NO	Not Applicable
01015002504			MIDDLE	NO	Not Applicable
01015002600	MIDDLE	NO	MIDDLE	NO	No Change
01015981901	NA	NO	NA	YES	No Change
01015981902	NA	NO	NA	NO	No Change
01015981903	NA	NO	NA	NO	No Change

Calhoun, ALABAMA

Census Tract	2021		2022		Change in Tract Income Class from 2021 through 2022
	Tract Income Class	Minority Tract	Tract Income Class	Minority Tract	

Summary Data: Calhoun	2021	2022
Number of Census Tracts	31	38
Number of Minority Tracts	7	9
Percentage of Minority Tracts	22.58%	23.68%
Number of Low Income Tracts	3	1
Percentage of Low Income Tracts	9.68%	2.63%
Number of Moderate Income Tracts	7	9
Percentage of Moderate Income Tracts	22.58%	23.68%
Number of Middle Income Tracts	14	18
Percentage of Middle Income Tracts	45.16%	47.37%
Number of Upper Income Tracts	3	6
Percentage of Upper Income Tracts	9.68%	15.79%
Number of NA Income Tracts	4	4
Percentage of NA Income Tracts	12.90%	10.53%

Chambers, ALABAMA

Census Tract	2021		2022		Change in Tract Income Class from 2021 through 2022
	Tract Income Class	Minority Tract	Tract Income Class	Minority Tract	
01017953800	MIDDLE	NO	MODERATE	NO	MIDDLE to MODERATE
01017953900	MIDDLE	YES	MIDDLE	YES	No Change
01017954000	MIDDLE	YES			Not Applicable



Chambers, ALABAMA

Census Tract	2021		2022		Change in Tract Income Class from 2021 through 2022
	Tract Income Class	Minority Tract	Tract Income Class	Minority Tract	
01017954001			MIDDLE	NO	Not Applicable
01017954002			MIDDLE	YES	Not Applicable
01017954200	MIDDLE	NO	MIDDLE	NO	No Change
01017954300	UPPER	NO	MIDDLE	NO	UPPER to MIDDLE
01017954400	MODERATE	YES			Not Applicable
01017954500	MIDDLE	YES			Not Applicable
01017954600	MIDDLE	NO	MODERATE	NO	MIDDLE to MODERATE
01017954700	MIDDLE	NO	MIDDLE	NO	No Change
01017954800			MIDDLE	YES	Not Applicable

Chambers, ALABAMA

Census Tract	2021		2022		Change in Tract Income Class from 2021 through 2022
	Tract Income Class	Minority Tract	Tract Income Class	Minority Tract	

Summary Data: Chambers	2021	2022
Number of Census Tracts	9	9
Number of Minority Tracts	4	3
Percentage of Minority Tracts	44.44%	33.33%
Number of Low Income Tracts	0	0
Percentage of Low Income Tracts	0.00%	0.00%
Number of Moderate Income Tracts	1	2
Percentage of Moderate Income Tracts	11.11%	22.22%
Number of Middle Income Tracts	7	7
Percentage of Middle Income Tracts	77.78%	77.78%
Number of Upper Income Tracts	1	0
Percentage of Upper Income Tracts	11.11%	0.00%
Number of NA Income Tracts	0	0
Percentage of NA Income Tracts	0.00%	0.00%

Cherokee, ALABAMA

Census Tract	2021		2022		Change in Tract Income Class from 2021 through 2022
	Tract Income Class	Minority Tract	Tract Income Class	Minority Tract	
01019955701	MIDDLE	NO	MIDDLE	NO	No Change
01019955702	MODERATE	NO	MODERATE	NO	No Change
01019955800	MIDDLE	NO			Not Applicable



Cherokee, ALABAMA

Census Tract	2021		2022		Change in Tract Income Class from 2021 through 2022
	Tract Income Class	Minority Tract	Tract Income Class	Minority Tract	
01019955801			MIDDLE	NO	Not Applicable
01019955802			UPPER	NO	Not Applicable
01019955900	MIDDLE	NO	MIDDLE	NO	No Change
01019956000	MIDDLE	NO	MIDDLE	NO	No Change
01019956100	MIDDLE	NO			Not Applicable
01019956101			MIDDLE	NO	Not Applicable
01019956102			MIDDLE	NO	Not Applicable

Summary Data: Cherokee	2021	2022
Number of Census Tracts	6	8
Number of Minority Tracts	0	0
Percentage of Minority Tracts	0.00%	0.00%
Number of Low Income Tracts	0	0
Percentage of Low Income Tracts	0.00%	0.00%
Number of Moderate Income Tracts	1	1
Percentage of Moderate Income Tracts	16.67%	12.50%
Number of Middle Income Tracts	5	6
Percentage of Middle Income Tracts	83.33%	75.00%
Number of Upper Income Tracts	0	1
Percentage of Upper Income Tracts	0.00%	12.50%
Number of NA Income Tracts	0	0
Percentage of NA Income Tracts	0.00%	0.00%

Chilton, ALABAMA

Census Tract	2021		2022		Change in Tract Income Class from 2021 through 2022
	Tract Income Class	Minority Tract	Tract Income Class	Minority Tract	
01021060101	MODERATE	NO	MODERATE	NO	No Change
01021060102	MODERATE	NO			Not Applicable
01021060103			MIDDLE	NO	Not Applicable
01021060104			MIDDLE	NO	Not Applicable
01021060200	MIDDLE	NO	MIDDLE	NO	No Change
01021060300	MIDDLE	NO	MIDDLE	NO	No Change
01021060401	MIDDLE	NO	MODERATE	NO	MIDDLE to MODERATE
01021060402	MODERATE	NO			Not Applicable
01021060403			MODERATE	NO	Not Applicable
01021060404			MODERATE	NO	Not Applicable
01021060500	MIDDLE	NO	MODERATE	NO	MIDDLE to MODERATE
01021060600	MODERATE	NO	MIDDLE	NO	MODERATE to MIDDLE
01021060700	MIDDLE	NO			Not Applicable
01021060701			MODERATE	NO	Not Applicable
01021060702			MODERATE	NO	Not Applicable



Chilton, ALABAMA

Census Tract	2021		2022		Change in Tract Income Class from 2021 through 2022
	Tract Income Class	Minority Tract	Tract Income Class	Minority Tract	

Summary Data: Chilton	2021	2022
Number of Census Tracts	9	12
Number of Minority Tracts	0	0
Percentage of Minority Tracts	0.00%	0.00%
Number of Low Income Tracts	0	0
Percentage of Low Income Tracts	0.00%	0.00%
Number of Moderate Income Tracts	4	7
Percentage of Moderate Income Tracts	44.44%	58.33%
Number of Middle Income Tracts	5	5
Percentage of Middle Income Tracts	55.56%	41.67%
Number of Upper Income Tracts	0	0
Percentage of Upper Income Tracts	0.00%	0.00%
Number of NA Income Tracts	0	0
Percentage of NA Income Tracts	0.00%	0.00%

Choctaw, ALABAMA

Census Tract	2021		2022		Change in Tract Income Class from 2021 through 2022
	Tract Income Class	Minority Tract	Tract Income Class	Minority Tract	
01023956700	UPPER	YES	MIDDLE	YES	UPPER to MIDDLE
01023956800	MIDDLE	NO	MIDDLE	NO	No Change
01023956900	MIDDLE	NO	MIDDLE	NO	No Change

Choctaw, ALABAMA

Census Tract	2021		2022		Change in Tract Income Class from 2021 through 2022
	Tract Income Class	Minority Tract	Tract Income Class	Minority Tract	
01023957000	MODERATE	YES	MIDDLE	YES	MODERATE to MIDDLE

Summary Data: Choctaw	2021	2022
Number of Census Tracts	4	4
Number of Minority Tracts	2	2
Percentage of Minority Tracts	50.00%	50.00%
Number of Low Income Tracts	0	0
Percentage of Low Income Tracts	0.00%	0.00%
Number of Moderate Income Tracts	1	0
Percentage of Moderate Income Tracts	25.00%	0.00%
Number of Middle Income Tracts	2	4
Percentage of Middle Income Tracts	50.00%	100.00%
Number of Upper Income Tracts	1	0
Percentage of Upper Income Tracts	25.00%	0.00%
Number of NA Income Tracts	0	0
Percentage of NA Income Tracts	0.00%	0.00%

Clarke, ALABAMA

Census Tract	2021		2022		Change in Tract Income Class from 2021 through 2022
	Tract Income Class	Minority Tract	Tract Income Class	Minority Tract	
01025957500	MIDDLE	NO	MIDDLE	NO	No Change
01025957601	MIDDLE	NO	MIDDLE	NO	No Change



Clarke, ALABAMA

Census Tract	2021		2022		Change in Tract Income Class from 2021 through 2022
	Tract Income Class	Minority Tract	Tract Income Class	Minority Tract	
01025957602	MIDDLE	NO			Not Applicable
01025957603			MIDDLE	NO	Not Applicable
01025957604			MIDDLE	NO	Not Applicable
01025957700	MIDDLE	NO	MODERATE	NO	MIDDLE to MODERATE
01025957800	MIDDLE	YES	MIDDLE	YES	No Change
01025957901	MIDDLE	NO	UPPER	NO	MIDDLE to UPPER
01025957902	MIDDLE	NO	MIDDLE	YES	No Change
01025958001	MODERATE	NO			Not Applicable
01025958002	MIDDLE	YES			Not Applicable
01025958003			MIDDLE	YES	Not Applicable

Clarke, ALABAMA

Census Tract	2021		2022		Change in Tract Income Class from 2021 through 2022
	Tract Income Class	Minority Tract	Tract Income Class	Minority Tract	

Summary Data: Clarke	2021	2022
Number of Census Tracts	9	9
Number of Minority Tracts	2	3
Percentage of Minority Tracts	22.22%	33.33%
Number of Low Income Tracts	0	0
Percentage of Low Income Tracts	0.00%	0.00%
Number of Moderate Income Tracts	1	1
Percentage of Moderate Income Tracts	11.11%	11.11%
Number of Middle Income Tracts	8	7
Percentage of Middle Income Tracts	88.89%	77.78%
Number of Upper Income Tracts	0	1
Percentage of Upper Income Tracts	0.00%	11.11%
Number of NA Income Tracts	0	0
Percentage of NA Income Tracts	0.00%	0.00%

Clay, ALABAMA

Census Tract	2021		2022		Change in Tract Income Class from 2021 through 2022
	Tract Income Class	Minority Tract	Tract Income Class	Minority Tract	
01027958900	UPPER	NO	MIDDLE	NO	UPPER to MIDDLE
01027959000	MIDDLE	NO	MODERATE	NO	MIDDLE to MODERATE
01027959100	MIDDLE	NO	MIDDLE	NO	No Change



Clay, ALABAMA

Census Tract	2021		2022		Change in Tract Income Class from 2021 through 2022
	Tract Income Class	Minority Tract	Tract Income Class	Minority Tract	
01027959200	MIDDLE	NO	MIDDLE	NO	No Change

Summary Data: Clay	2021	2022
Number of Census Tracts	4	4
Number of Minority Tracts	0	0
Percentage of Minority Tracts	0.00%	0.00%
Number of Low Income Tracts	0	0
Percentage of Low Income Tracts	0.00%	0.00%
Number of Moderate Income Tracts	0	1
Percentage of Moderate Income Tracts	0.00%	25.00%
Number of Middle Income Tracts	3	3
Percentage of Middle Income Tracts	75.00%	75.00%
Number of Upper Income Tracts	1	0
Percentage of Upper Income Tracts	25.00%	0.00%
Number of NA Income Tracts	0	0
Percentage of NA Income Tracts	0.00%	0.00%

Cleburne, ALABAMA

Census Tract	2021		2022		Change in Tract Income Class from 2021 through 2022
	Tract Income Class	Minority Tract	Tract Income Class	Minority Tract	
01029959500	MIDDLE	NO	MIDDLE	NO	No Change
01029959600	MIDDLE	NO	MIDDLE	NO	No Change

Cleburne, ALABAMA

Census Tract	2021		2022		Change in Tract Income Class from 2021 through 2022
	Tract Income Class	Minority Tract	Tract Income Class	Minority Tract	
01029959700	MIDDLE	NO	MIDDLE	NO	No Change
01029959800	MIDDLE	NO	UPPER	NO	MIDDLE to UPPER

Summary Data: Cleburne	2021	2022
Number of Census Tracts	4	4
Number of Minority Tracts	0	0
Percentage of Minority Tracts	0.00%	0.00%
Number of Low Income Tracts	0	0
Percentage of Low Income Tracts	0.00%	0.00%
Number of Moderate Income Tracts	0	0
Percentage of Moderate Income Tracts	0.00%	0.00%
Number of Middle Income Tracts	4	3
Percentage of Middle Income Tracts	100.00%	75.00%
Number of Upper Income Tracts	0	1
Percentage of Upper Income Tracts	0.00%	25.00%
Number of NA Income Tracts	0	0
Percentage of NA Income Tracts	0.00%	0.00%

Coffee, ALABAMA

Census Tract	2021		2022		Change in Tract Income Class from 2021 through 2022
	Tract Income Class	Minority Tract	Tract Income Class	Minority Tract	
01031010100	MIDDLE	NO	MIDDLE	NO	No Change



Coffee, ALABAMA

Census Tract	2021		2022		Change in Tract Income Class from 2021 through 2022
	Tract Income Class	Minority Tract	Tract Income Class	Minority Tract	
01031010200	MIDDLE	NO	MIDDLE	NO	No Change
01031010300	UPPER	NO	UPPER	NO	No Change
01031010400	MIDDLE	NO	MIDDLE	NO	No Change
01031010500	MIDDLE	NO	MIDDLE	NO	No Change
01031010600	MIDDLE	NO	MIDDLE	NO	No Change
01031010700	MIDDLE	NO	UPPER	NO	MIDDLE to UPPER
01031010800	UPPER	NO	UPPER	NO	No Change
01031010900	MIDDLE	NO	MIDDLE	NO	No Change
01031011000	MIDDLE	NO	MIDDLE	NO	No Change
01031011100	UPPER	NO	MIDDLE	NO	UPPER to MIDDLE
01031011201	UPPER	NO			Not Applicable
01031011202	UPPER	NO			Not Applicable
01031011203			UPPER	NO	Not Applicable
01031011204			UPPER	NO	Not Applicable
01031011205			UPPER	YES	Not Applicable
01031011206			MIDDLE	NO	Not Applicable
01031011300	MODERATE	NO	MODERATE	YES	No Change

Coffee, ALABAMA

Census Tract	2021		2022		Change in Tract Income Class from 2021 through 2022
	Tract Income Class	Minority Tract	Tract Income Class	Minority Tract	

Summary Data: Coffee	2021	2022
Number of Census Tracts	14	16
Number of Minority Tracts	0	2
Percentage of Minority Tracts	0.00%	12.50%
Number of Low Income Tracts	0	0
Percentage of Low Income Tracts	0.00%	0.00%
Number of Moderate Income Tracts	1	1
Percentage of Moderate Income Tracts	7.14%	6.25%
Number of Middle Income Tracts	8	9
Percentage of Middle Income Tracts	57.14%	56.25%
Number of Upper Income Tracts	5	6
Percentage of Upper Income Tracts	35.71%	37.50%
Number of NA Income Tracts	0	0
Percentage of NA Income Tracts	0.00%	0.00%

Colbert, ALABAMA

Census Tract	2021		2022		Change in Tract Income Class from 2021 through 2022
	Tract Income Class	Minority Tract	Tract Income Class	Minority Tract	
01033020100	MODERATE	NO	MODERATE	NO	No Change
01033020200	MIDDLE	NO	MIDDLE	NO	No Change
01033020300	MODERATE	YES	LOW	YES	MODERATE to LOW



Colbert, ALABAMA

Census Tract	2021		2022		Change in Tract Income Class from 2021 through 2022
	Tract Income Class	Minority Tract	Tract Income Class	Minority Tract	
01033020400	MIDDLE	NO	UPPER	NO	MIDDLE to UPPER
01033020500	MIDDLE	NO	MIDDLE	NO	No Change
01033020600	MIDDLE	NO	MODERATE	NO	MIDDLE to MODERATE
01033020701	UPPER	NO			Not Applicable
01033020703	MIDDLE	NO	MIDDLE	NO	No Change
01033020704	MIDDLE	NO	MIDDLE	NO	No Change
01033020705			MODERATE	NO	Not Applicable
01033020706			MIDDLE	NO	Not Applicable
01033020801	MIDDLE	NO	MIDDLE	NO	No Change
01033020802	MODERATE	NO	MIDDLE	NO	MODERATE to MIDDLE
01033020901	MIDDLE	NO	MIDDLE	NO	No Change
01033020902	MIDDLE	NO	MIDDLE	NO	No Change
01033021000	MIDDLE	NO	MODERATE	NO	MIDDLE to MODERATE

Colbert, ALABAMA

Census Tract	2021		2022		Change in Tract Income Class from 2021 through 2022
	Tract Income Class	Minority Tract	Tract Income Class	Minority Tract	

Summary Data: Colbert	2021	2022
Number of Census Tracts	14	15
Number of Minority Tracts	1	1
Percentage of Minority Tracts	7.14%	6.67%
Number of Low Income Tracts	0	1
Percentage of Low Income Tracts	0.00%	6.67%
Number of Moderate Income Tracts	3	4
Percentage of Moderate Income Tracts	21.43%	26.67%
Number of Middle Income Tracts	10	9
Percentage of Middle Income Tracts	71.43%	60.00%
Number of Upper Income Tracts	1	1
Percentage of Upper Income Tracts	7.14%	6.67%
Number of NA Income Tracts	0	0
Percentage of NA Income Tracts	0.00%	0.00%

Conecuh, ALABAMA

Census Tract	2021		2022		Change in Tract Income Class from 2021 through 2022
	Tract Income Class	Minority Tract	Tract Income Class	Minority Tract	
01035960200	MIDDLE	YES	MIDDLE	YES	No Change
01035960300	MODERATE	NO	MIDDLE	NO	MODERATE to MIDDLE
01035960400	MODERATE	YES	MIDDLE	NO	MODERATE to MIDDLE



Conecuh, ALABAMA

Census Tract	2021		2022		Change in Tract Income Class from 2021 through 2022
	Tract Income Class	Minority Tract	Tract Income Class	Minority Tract	
01035960500	MODERATE	NO	MIDDLE	YES	MODERATE to MIDDLE
01035960600	MODERATE	YES	MODERATE	YES	No Change

Summary Data: Conecuh	2021	2022
Number of Census Tracts	5	5
Number of Minority Tracts	3	3
Percentage of Minority Tracts	60.00%	60.00%
Number of Low Income Tracts	0	0
Percentage of Low Income Tracts	0.00%	0.00%
Number of Moderate Income Tracts	4	1
Percentage of Moderate Income Tracts	80.00%	20.00%
Number of Middle Income Tracts	1	4
Percentage of Middle Income Tracts	20.00%	80.00%
Number of Upper Income Tracts	0	0
Percentage of Upper Income Tracts	0.00%	0.00%
Number of NA Income Tracts	0	0
Percentage of NA Income Tracts	0.00%	0.00%

Coosa, ALABAMA

Census Tract	2021		2022		Change in Tract Income Class from 2021 through 2022
	Tract Income Class	Minority Tract	Tract Income Class	Minority Tract	
01037961000	MIDDLE	YES	MIDDLE	YES	No Change

Coosa, ALABAMA

Census Tract	2021		2022		Change in Tract Income Class from 2021 through 2022
	Tract Income Class	Minority Tract	Tract Income Class	Minority Tract	
01037961100	MIDDLE	NO	MIDDLE	NO	No Change
01037961200	MIDDLE	NO	MIDDLE	NO	No Change

Summary Data: Coosa	2021	2022
Number of Census Tracts	3	3
Number of Minority Tracts	1	1
Percentage of Minority Tracts	33.33%	33.33%
Number of Low Income Tracts	0	0
Percentage of Low Income Tracts	0.00%	0.00%
Number of Moderate Income Tracts	0	0
Percentage of Moderate Income Tracts	0.00%	0.00%
Number of Middle Income Tracts	3	3
Percentage of Middle Income Tracts	100.00%	100.00%
Number of Upper Income Tracts	0	0
Percentage of Upper Income Tracts	0.00%	0.00%
Number of NA Income Tracts	0	0
Percentage of NA Income Tracts	0.00%	0.00%

Covington, ALABAMA

Census Tract	2021		2022		Change in Tract Income Class from 2021 through 2022
	Tract Income Class	Minority Tract	Tract Income Class	Minority Tract	
01039961600	UPPER	NO	MIDDLE	NO	UPPER to MIDDLE



Covington, ALABAMA

Census Tract	2021		2022		Change in Tract Income Class from 2021 through 2022
	Tract Income Class	Minority Tract	Tract Income Class	Minority Tract	
01039961700	MIDDLE	NO	MIDDLE	NO	No Change
01039961800	MIDDLE	NO	MIDDLE	NO	No Change
01039961900	MIDDLE	NO	UPPER	NO	MIDDLE to UPPER
01039962000	MIDDLE	NO	MIDDLE	NO	No Change
01039962100	MODERATE	NO	MIDDLE	NO	MODERATE to MIDDLE
01039962300	MIDDLE	NO	MIDDLE	NO	No Change
01039962400	UPPER	NO	UPPER	NO	No Change
01039962500	UPPER	NO	MODERATE	NO	UPPER to MODERATE
01039962600	MODERATE	NO	MODERATE	NO	No Change
01039962700	MODERATE	NO	MODERATE	NO	No Change
01039962800	MIDDLE	NO	MIDDLE	NO	No Change
01039962900	MIDDLE	NO	UPPER	NO	MIDDLE to UPPER
01039963000	MODERATE	NO	MIDDLE	NO	MODERATE to MIDDLE

Covington, ALABAMA

Census Tract	2021		2022		Change in Tract Income Class from 2021 through 2022
	Tract Income Class	Minority Tract	Tract Income Class	Minority Tract	

Summary Data: Covington	2021	2022
Number of Census Tracts	14	14
Number of Minority Tracts	0	0
Percentage of Minority Tracts	0.00%	0.00%
Number of Low Income Tracts	0	0
Percentage of Low Income Tracts	0.00%	0.00%
Number of Moderate Income Tracts	4	3
Percentage of Moderate Income Tracts	28.57%	21.43%
Number of Middle Income Tracts	7	8
Percentage of Middle Income Tracts	50.00%	57.14%
Number of Upper Income Tracts	3	3
Percentage of Upper Income Tracts	21.43%	21.43%
Number of NA Income Tracts	0	0
Percentage of NA Income Tracts	0.00%	0.00%

Crenshaw, ALABAMA

Census Tract	2021		2022		Change in Tract Income Class from 2021 through 2022
	Tract Income Class	Minority Tract	Tract Income Class	Minority Tract	
01041963400	MIDDLE	NO	MIDDLE	NO	No Change
01041963500	MIDDLE	NO	MIDDLE	NO	No Change
01041963600	MIDDLE	NO	MIDDLE	NO	No Change



Crenshaw, ALABAMA

Census Tract	2021		2022		Change in Tract Income Class from 2021 through 2022
	Tract Income Class	Minority Tract	Tract Income Class	Minority Tract	
01041963700	MIDDLE	NO	MIDDLE	NO	No Change
01041963800	MIDDLE	NO	UPPER	NO	MIDDLE to UPPER
01041963900	MIDDLE	NO	UPPER	NO	MIDDLE to UPPER

Summary Data: Crenshaw	2021	2022
Number of Census Tracts	6	6
Number of Minority Tracts	0	0
Percentage of Minority Tracts	0.00%	0.00%
Number of Low Income Tracts	0	0
Percentage of Low Income Tracts	0.00%	0.00%
Number of Moderate Income Tracts	0	0
Percentage of Moderate Income Tracts	0.00%	0.00%
Number of Middle Income Tracts	6	4
Percentage of Middle Income Tracts	100.00%	66.67%
Number of Upper Income Tracts	0	2
Percentage of Upper Income Tracts	0.00%	33.33%
Number of NA Income Tracts	0	0
Percentage of NA Income Tracts	0.00%	0.00%

Cullman, ALABAMA

Census Tract	2021		2022		Change in Tract Income Class from 2021 through 2022
	Tract Income Class	Minority Tract	Tract Income Class	Minority Tract	

Cullman, ALABAMA

Census Tract	2021		2022		Change in Tract Income Class from 2021 through 2022
	Tract Income Class	Minority Tract	Tract Income Class	Minority Tract	
01043964100	MIDDLE	NO	MODERATE	NO	MIDDLE to MODERATE
01043964200	MIDDLE	NO			Not Applicable
01043964201			MIDDLE	NO	Not Applicable
01043964202			MIDDLE	NO	Not Applicable
01043964300	MIDDLE	NO	MIDDLE	NO	No Change
01043964400	MIDDLE	NO	MIDDLE	NO	No Change
01043964500	MIDDLE	NO	MIDDLE	NO	No Change
01043964600	MIDDLE	NO	MIDDLE	NO	No Change
01043964700	MIDDLE	NO	MIDDLE	NO	No Change
01043964800	MIDDLE	NO	MIDDLE	NO	No Change
01043964900	UPPER	NO			Not Applicable
01043964901			UPPER	NO	Not Applicable
01043964902			UPPER	NO	Not Applicable
01043965000	MIDDLE	NO			Not Applicable
01043965001			UPPER	NO	Not Applicable
01043965002			MIDDLE	NO	Not Applicable
01043965100	MIDDLE	NO	UPPER	NO	MIDDLE to UPPER
01043965200	MIDDLE	NO	MIDDLE	NO	No Change
01043965300	MIDDLE	NO	MIDDLE	NO	No Change
01043965401	MIDDLE	NO	MIDDLE	NO	No Change
01043965402	MIDDLE	NO	MIDDLE	NO	No Change
01043965500	UPPER	NO			Not Applicable
01043965501			UPPER	NO	Not Applicable
01043965502			UPPER	NO	Not Applicable
01043965600	UPPER	NO	UPPER	NO	No Change
01043965700	MIDDLE	NO	MIDDLE	NO	No Change



Cullman, ALABAMA


Census Tract	2021		2022		Change in Tract Income Class from 2021 through 2022
	Tract Income Class	Minority Tract	Tract Income Class	Minority Tract	
Summary Data: Cullman			2021	2022	
Number of Census Tracts			18	22	
Number of Minority Tracts			0	0	
Percentage of Minority Tracts			0.00%	0.00%	
Number of Low Income Tracts			0	0	
Percentage of Low Income Tracts			0.00%	0.00%	
Number of Moderate Income Tracts			0	1	
Percentage of Moderate Income Tracts			0.00%	4.55%	
Number of Middle Income Tracts			15	14	
Percentage of Middle Income Tracts			83.33%	63.64%	
Number of Upper Income Tracts			3	7	
Percentage of Upper Income Tracts			16.67%	31.82%	
Number of NA Income Tracts			0	0	
Percentage of NA Income Tracts			0.00%	0.00%	

Dale, ALABAMA

Census Tract	2021		2022		Change in Tract Income Class from 2021 through 2022
	Tract Income Class	Minority Tract	Tract Income Class	Minority Tract	
01045020000	UPPER	NO	MIDDLE	NO	UPPER to MIDDLE
01045020100	MIDDLE	NO	MIDDLE	NO	No Change
01045020200	UPPER	NO	MIDDLE	NO	UPPER to MIDDLE

Dale, ALABAMA

Census Tract	2021		2022		Change in Tract Income Class from 2021 through 2022
	Tract Income Class	Minority Tract	Tract Income Class	Minority Tract	
01045020300	UPPER	NO	MIDDLE	NO	UPPER to MIDDLE
01045020400	UPPER	NO	UPPER	NO	No Change
01045020500	MIDDLE	NO	MODERATE	NO	MIDDLE to MODERATE
01045020700	MIDDLE	YES	LOW	YES	MIDDLE to LOW
01045020801	UPPER	NO	MIDDLE	NO	UPPER to MIDDLE
01045020802	UPPER	NO	UPPER	NO	No Change
01045021101	UPPER	NO	UPPER	NO	No Change
01045021102	UPPER	NO	MODERATE	NO	UPPER to MODERATE
01045021200	UPPER	NO	UPPER	NO	No Change
01045021300	UPPER	NO	UPPER	NO	No Change
01045021400	MIDDLE	NO	MIDDLE	NO	No Change



Dale, ALABAMA

Census Tract	2021		2022		Change in Tract Income Class from 2021 through 2022
	Tract Income Class	Minority Tract	Tract Income Class	Minority Tract	

Summary Data: Dale	2021	2022
Number of Census Tracts	14	14
Number of Minority Tracts	1	1
Percentage of Minority Tracts	7.14%	7.14%
Number of Low Income Tracts	0	1
Percentage of Low Income Tracts	0.00%	7.14%
Number of Moderate Income Tracts	0	2
Percentage of Moderate Income Tracts	0.00%	14.29%
Number of Middle Income Tracts	4	6
Percentage of Middle Income Tracts	28.57%	42.86%
Number of Upper Income Tracts	10	5
Percentage of Upper Income Tracts	71.43%	35.71%
Number of NA Income Tracts	0	0
Percentage of NA Income Tracts	0.00%	0.00%

Dallas, ALABAMA

Census Tract	2021		2022		Change in Tract Income Class from 2021 through 2022
	Tract Income Class	Minority Tract	Tract Income Class	Minority Tract	
01047956201	MIDDLE	NO	UPPER	NO	MIDDLE to UPPER
01047956202	UPPER	NO	MIDDLE	NO	UPPER to MIDDLE
01047956300	MODERATE	YES	MODERATE	YES	No Change
01047956400	LOW	YES	LOW	YES	No Change
01047956500	LOW	YES	LOW	YES	No Change
01047956600	MODERATE	YES	MIDDLE	YES	MODERATE to MIDDLE
01047956701	UPPER	NO	UPPER	YES	No Change
01047956702	MIDDLE	YES	MODERATE	YES	MIDDLE to MODERATE
01047956800	MIDDLE	YES	MIDDLE	YES	No Change
01047956900	MODERATE	YES	MODERATE	YES	No Change
01047957000	MIDDLE	YES	MODERATE	YES	MIDDLE to MODERATE
01047957100	MIDDLE	YES	MODERATE	YES	MIDDLE to MODERATE
01047957200	MODERATE	YES	MIDDLE	YES	MODERATE to MIDDLE
01047957300	MODERATE	YES			Not Applicable
01047957301			MODERATE	YES	Not Applicable
01047957302			MODERATE	YES	Not Applicable

Dallas, ALABAMA

Census Tract	2021		2022		Change in Tract Income Class from 2021 through 2022
	Tract Income Class	Minority Tract	Tract Income Class	Minority Tract	
01047956100	MIDDLE	NO			Not Applicable
01047956101			MIDDLE	YES	Not Applicable
01047956102			UPPER	NO	Not Applicable



Dallas, ALABAMA

Census Tract	2021		2022		Change in Tract Income Class from 2021 through 2022
	Tract Income Class	Minority Tract	Tract Income Class	Minority Tract	

Summary Data: Dallas	2021	2022
Number of Census Tracts	15	17
Number of Minority Tracts	11	14
Percentage of Minority Tracts	73.33%	82.35%
Number of Low Income Tracts	2	2
Percentage of Low Income Tracts	13.33%	11.76%
Number of Moderate Income Tracts	5	7
Percentage of Moderate Income Tracts	33.33%	41.18%
Number of Middle Income Tracts	6	5
Percentage of Middle Income Tracts	40.00%	29.41%
Number of Upper Income Tracts	2	3
Percentage of Upper Income Tracts	13.33%	17.65%
Number of NA Income Tracts	0	0
Percentage of NA Income Tracts	0.00%	0.00%

DeKalb, ALABAMA

Census Tract	2021		2022		Change in Tract Income Class from 2021 through 2022
	Tract Income Class	Minority Tract	Tract Income Class	Minority Tract	
01049960100	MIDDLE	NO			Not Applicable
01049960101			MIDDLE	NO	Not Applicable
01049960102			MIDDLE	NO	Not Applicable

DeKalb, ALABAMA

Census Tract	2021		2022		Change in Tract Income Class from 2021 through 2022
	Tract Income Class	Minority Tract	Tract Income Class	Minority Tract	
01049960200	MIDDLE	NO	MIDDLE	NO	No Change
01049960300	MIDDLE	NO			Not Applicable
01049960301			UPPER	NO	Not Applicable
01049960302			MIDDLE	NO	Not Applicable
01049960303			MIDDLE	NO	Not Applicable
01049960400	UPPER	NO			Not Applicable
01049960401			MIDDLE	NO	Not Applicable
01049960402			MIDDLE	NO	Not Applicable
01049960500	MIDDLE	NO	MIDDLE	NO	No Change
01049960600	MIDDLE	NO			Not Applicable
01049960601			UPPER	NO	Not Applicable
01049960602			MIDDLE	NO	Not Applicable
01049960700	MIDDLE	NO			Not Applicable
01049960701			MIDDLE	NO	Not Applicable
01049960702			MIDDLE	NO	Not Applicable
01049960703			MIDDLE	YES	Not Applicable
01049960800	MIDDLE	NO	MODERATE	NO	MIDDLE to MODERATE
01049960900	MIDDLE	NO	MIDDLE	NO	No Change
01049961000	MIDDLE	NO	MIDDLE	NO	No Change
01049961100	MIDDLE	NO	UPPER	NO	MIDDLE to UPPER
01049961200	UPPER	NO	UPPER	NO	No Change
01049961300	MIDDLE	NO	MODERATE	NO	MIDDLE to MODERATE
01049961400	MIDDLE	NO	MIDDLE	NO	No Change



DeKalb, ALABAMA

Census Tract	2021		2022		Change in Tract Income Class from 2021 through 2022
	Tract Income Class	Minority Tract	Tract Income Class	Minority Tract	


Summary Data: DeKalb	2021	2022
Number of Census Tracts	14	21
Number of Minority Tracts	0	1
Percentage of Minority Tracts	0.00%	4.76%
Number of Low Income Tracts	0	0
Percentage of Low Income Tracts	0.00%	0.00%
Number of Moderate Income Tracts	0	2
Percentage of Moderate Income Tracts	0.00%	9.52%
Number of Middle Income Tracts	12	15
Percentage of Middle Income Tracts	85.71%	71.43%
Number of Upper Income Tracts	2	4
Percentage of Upper Income Tracts	14.29%	19.05%
Number of NA Income Tracts	0	0
Percentage of NA Income Tracts	0.00%	0.00%

Elmore, ALABAMA

Census Tract	2021		2022		Change in Tract Income Class from 2021 through 2022
	Tract Income Class	Minority Tract	Tract Income Class	Minority Tract	
01051030100	MIDDLE	NO			Not Applicable
01051030101			MIDDLE	NO	Not Applicable
01051030102			MIDDLE	NO	Not Applicable

Elmore, ALABAMA

Census Tract	2021		2022		Change in Tract Income Class from 2021 through 2022
	Tract Income Class	Minority Tract	Tract Income Class	Minority Tract	
01051030103			MIDDLE	NO	Not Applicable
01051030200	MIDDLE	NO	MIDDLE	NO	No Change
01051030300	UPPER	NO	UPPER	NO	No Change
01051030400	MIDDLE	NO			Not Applicable
01051030401			MIDDLE	NO	Not Applicable
01051030402			MIDDLE	NO	Not Applicable
01051030500	MIDDLE	NO	MIDDLE	NO	No Change
01051030600	MIDDLE	NO	MIDDLE	NO	No Change
01051030701	UPPER	NO	UPPER	NO	No Change
01051030702	UPPER	NO	UPPER	NO	No Change
01051030800	MIDDLE	NO			Not Applicable
01051030801			MIDDLE	NO	Not Applicable
01051030802			MODERATE	NO	Not Applicable
01051030901	UPPER	NO	MIDDLE	NO	UPPER to MIDDLE
01051030902	MIDDLE	NO	MIDDLE	NO	No Change
01051031000	MIDDLE	NO			Not Applicable
01051031001			MODERATE	NO	Not Applicable
01051031002			MIDDLE	NO	Not Applicable
01051031100	UPPER	NO	UPPER	NO	No Change
01051031200	MIDDLE	YES	MODERATE	YES	MIDDLE to MODERATE
01051031300	MIDDLE	NO	MIDDLE	NO	No Change



Elmore, ALABAMA

Census Tract	2021		2022		Change in Tract Income Class from 2021 through 2022
	Tract Income Class	Minority Tract	Tract Income Class	Minority Tract	

Summary Data: Elmore	2021	2022
Number of Census Tracts	15	20
Number of Minority Tracts	1	1
Percentage of Minority Tracts	6.67%	5.00%
Number of Low Income Tracts	0	0
Percentage of Low Income Tracts	0.00%	0.00%
Number of Moderate Income Tracts	0	3
Percentage of Moderate Income Tracts	0.00%	15.00%
Number of Middle Income Tracts	10	13
Percentage of Middle Income Tracts	66.67%	65.00%
Number of Upper Income Tracts	5	4
Percentage of Upper Income Tracts	33.33%	20.00%
Number of NA Income Tracts	0	0
Percentage of NA Income Tracts	0.00%	0.00%

Escambia, ALABAMA

Census Tract	2021		2022		Change in Tract Income Class from 2021 through 2022
	Tract Income Class	Minority Tract	Tract Income Class	Minority Tract	
01053969800	MIDDLE	NO			Not Applicable
01053969801			MIDDLE	NO	Not Applicable
01053969802			MIDDLE	NO	Not Applicable

Escambia, ALABAMA

Census Tract	2021		2022		Change in Tract Income Class from 2021 through 2022
	Tract Income Class	Minority Tract	Tract Income Class	Minority Tract	
01053969900	MIDDLE	NO	MIDDLE	NO	No Change
01053970100	UPPER	NO	MIDDLE	NO	UPPER to MIDDLE
01053970200	MODERATE	YES	MIDDLE	YES	MODERATE to MIDDLE
01053970300	MIDDLE	NO	MODERATE	NO	MIDDLE to MODERATE
01053970400	MIDDLE	YES	MIDDLE	YES	No Change
01053970500	MIDDLE	NO	MIDDLE	NO	No Change
01053970600	MODERATE	YES	LOW	YES	MODERATE to LOW
01053970700	UPPER	NO	MODERATE	NO	UPPER to MODERATE



Escambia, ALABAMA

Census Tract	2021		2022		Change in Tract Income Class from 2021 through 2022
	Tract Income Class	Minority Tract	Tract Income Class	Minority Tract	

Summary Data: Escambia	2021	2022
Number of Census Tracts	9	10
Number of Minority Tracts	3	3
Percentage of Minority Tracts	33.33%	30.00%
Number of Low Income Tracts	0	1
Percentage of Low Income Tracts	0.00%	10.00%
Number of Moderate Income Tracts	2	2
Percentage of Moderate Income Tracts	22.22%	20.00%
Number of Middle Income Tracts	5	7
Percentage of Middle Income Tracts	55.56%	70.00%
Number of Upper Income Tracts	2	0
Percentage of Upper Income Tracts	22.22%	0.00%
Number of NA Income Tracts	0	0
Percentage of NA Income Tracts	0.00%	0.00%

Etowah, ALABAMA

Census Tract	2021		2022		Change in Tract Income Class from 2021 through 2022
	Tract Income Class	Minority Tract	Tract Income Class	Minority Tract	
01055000200	MODERATE	YES	MODERATE	NO	No Change
01055000300	LOW	YES	LOW	YES	No Change
01055000400	UPPER	NO	UPPER	NO	No Change

Etowah, ALABAMA

Census Tract	2021		2022		Change in Tract Income Class from 2021 through 2022
	Tract Income Class	Minority Tract	Tract Income Class	Minority Tract	
01055000500	MODERATE	NO	MODERATE	NO	No Change
01055000600	MODERATE	NO	MODERATE	NO	No Change
01055000700	LOW	NO	LOW	YES	No Change
01055000800	MODERATE	YES	MODERATE	YES	No Change
01055000900	MODERATE	NO	MIDDLE	NO	MODERATE to MIDDLE
01055001000	MODERATE	YES	MODERATE	YES	No Change
01055001100	UPPER	NO	UPPER	NO	No Change
01055001200	MIDDLE	NO	MIDDLE	NO	No Change
01055001300	MODERATE	NO	LOW	YES	MODERATE to LOW
01055001600	MIDDLE	YES	MIDDLE	YES	No Change
01055001700	MODERATE	YES	NA	YES	MODERATE to NA
01055010100	MODERATE	NO	MIDDLE	NO	MODERATE to MIDDLE
01055010200	MIDDLE	NO			Not Applicable
01055010201			UPPER	NO	Not Applicable
01055010202			UPPER	NO	Not Applicable
01055010300	MIDDLE	NO	MODERATE	NO	MIDDLE to MODERATE
01055010401	MIDDLE	NO	MODERATE	NO	MIDDLE to MODERATE
01055010402	UPPER	NO	UPPER	NO	No Change
01055010501	UPPER	NO			Not Applicable
01055010502	MIDDLE	NO			Not Applicable
01055010503			MIDDLE	NO	Not Applicable
01055010504			UPPER	NO	Not Applicable
01055010505			MIDDLE	NO	Not Applicable
01055010506			UPPER	NO	Not Applicable
01055010601	UPPER	NO	UPPER	NO	No Change
01055010602	MIDDLE	NO	MIDDLE	NO	No Change
01055010700	MIDDLE	NO	MIDDLE	NO	No Change



Etowah, ALABAMA

Census Tract	2021		2022		Change in Tract Income Class from 2021 through 2022
	Tract Income Class	Minority Tract	Tract Income Class	Minority Tract	
01055010800	MIDDLE	NO	MIDDLE	NO	No Change
01055010900	MIDDLE	NO	MIDDLE	NO	No Change
01055011001	MIDDLE	NO	MIDDLE	NO	No Change
01055011002	MIDDLE	NO	MIDDLE	NO	No Change
01055011100	MODERATE	NO	MIDDLE	NO	MODERATE to MIDDLE
01055011200	LOW	YES	MIDDLE	YES	LOW to MIDDLE

Summary Data: Etowah	2021	2022
Number of Census Tracts	30	33
Number of Minority Tracts	7	8
Percentage of Minority Tracts	23.33%	24.24%
Number of Low Income Tracts	3	3
Percentage of Low Income Tracts	10.00%	9.09%
Number of Moderate Income Tracts	10	7
Percentage of Moderate Income Tracts	33.33%	21.21%
Number of Middle Income Tracts	12	14
Percentage of Middle Income Tracts	40.00%	42.42%
Number of Upper Income Tracts	5	8
Percentage of Upper Income Tracts	16.67%	24.24%
Number of NA Income Tracts	0	1
Percentage of NA Income Tracts	0.00%	3.03%

Fayette, ALABAMA

Census Tract	2021		2022		Change in Tract Income Class from 2021 through 2022
	Tract Income Class	Minority Tract	Tract Income Class	Minority Tract	
01057020000	MIDDLE	NO	MIDDLE	NO	No Change
01057020100	MIDDLE	NO	MIDDLE	NO	No Change
01057020200	MIDDLE	NO	MIDDLE	NO	No Change
01057020300	MODERATE	NO	MIDDLE	NO	MODERATE to MIDDLE
01057020400	MIDDLE	NO	MIDDLE	NO	No Change

Summary Data: Fayette	2021	2022
Number of Census Tracts	5	5
Number of Minority Tracts	0	0
Percentage of Minority Tracts	0.00%	0.00%
Number of Low Income Tracts	0	0
Percentage of Low Income Tracts	0.00%	0.00%
Number of Moderate Income Tracts	1	0
Percentage of Moderate Income Tracts	20.00%	0.00%
Number of Middle Income Tracts	4	5
Percentage of Middle Income Tracts	80.00%	100.00%
Number of Upper Income Tracts	0	0
Percentage of Upper Income Tracts	0.00%	0.00%
Number of NA Income Tracts	0	0
Percentage of NA Income Tracts	0.00%	0.00%



GeoDataVision Report D-1 Census Tract Reference Book 2021/2022: ALABAMA

Franklin, ALABAMA

Census Tract	2021		2022		Change in Tract Income Class from 2021 through 2022
	Tract Income Class	Minority Tract	Tract Income Class	Minority Tract	
01059972900	MIDDLE	NO	MIDDLE	NO	No Change
01059973000	MIDDLE	YES	MIDDLE	YES	No Change
01059973100	UPPER	NO	MIDDLE	NO	UPPER to MIDDLE
01059973200	MIDDLE	NO	MIDDLE	NO	No Change
01059973300	MIDDLE	NO	MODERATE	NO	MIDDLE to MODERATE
01059973400	MIDDLE	NO	MIDDLE	NO	No Change
01059973500	MIDDLE	NO	MIDDLE	NO	No Change
01059973600	MIDDLE	NO	MIDDLE	NO	No Change
01059973700	MIDDLE	NO			Not Applicable
01059973701			LOW	NO	Not Applicable
01059973702			MIDDLE	NO	Not Applicable
01059973703			UPPER	NO	Not Applicable

Franklin, ALABAMA

Census Tract	2021		2022		Change in Tract Income Class from 2021 through 2022
	Tract Income Class	Minority Tract	Tract Income Class	Minority Tract	
Summary Data: Franklin			2021	2022	
Number of Census Tracts			9	11	
Number of Minority Tracts			1	1	
Percentage of Minority Tracts			11.11%	9.09%	
Number of Low Income Tracts			0	1	
Percentage of Low Income Tracts			0.00%	9.09%	
Number of Moderate Income Tracts			0	1	
Percentage of Moderate Income Tracts			0.00%	9.09%	
Number of Middle Income Tracts			8	8	
Percentage of Middle Income Tracts			88.89%	72.73%	
Number of Upper Income Tracts			1	1	
Percentage of Upper Income Tracts			11.11%	9.09%	
Number of NA Income Tracts			0	0	
Percentage of NA Income Tracts			0.00%	0.00%	

Geneva, ALABAMA

Census Tract	2021		2022		Change in Tract Income Class from 2021 through 2022
	Tract Income Class	Minority Tract	Tract Income Class	Minority Tract	
01061050100	MODERATE	NO	MODERATE	NO	No Change
01061050200	MIDDLE	NO	UPPER	NO	MIDDLE to UPPER
01061050300	MIDDLE	NO	MODERATE	NO	MIDDLE to MODERATE



Geneva, ALABAMA

Census Tract	2021		2022		Change in Tract Income Class from 2021 through 2022
	Tract Income Class	Minority Tract	Tract Income Class	Minority Tract	
01061050400	MIDDLE	NO	MIDDLE	NO	No Change
01061050500	MIDDLE	NO	MIDDLE	NO	No Change
01061050600	MIDDLE	NO	MIDDLE	NO	No Change

Summary Data: Geneva	2021	2022
Number of Census Tracts	6	6
Number of Minority Tracts	0	0
Percentage of Minority Tracts	0.00%	0.00%
Number of Low Income Tracts	0	0
Percentage of Low Income Tracts	0.00%	0.00%
Number of Moderate Income Tracts	1	2
Percentage of Moderate Income Tracts	16.67%	33.33%
Number of Middle Income Tracts	5	3
Percentage of Middle Income Tracts	83.33%	50.00%
Number of Upper Income Tracts	0	1
Percentage of Upper Income Tracts	0.00%	16.67%
Number of NA Income Tracts	0	0
Percentage of NA Income Tracts	0.00%	0.00%

Greene, ALABAMA

Census Tract	2021		2022		Change in Tract Income Class from 2021 through 2022
	Tract Income Class	Minority Tract	Tract Income Class	Minority Tract	

Greene, ALABAMA

Census Tract	2021		2022		Change in Tract Income Class from 2021 through 2022
	Tract Income Class	Minority Tract	Tract Income Class	Minority Tract	
01063060000	LOW	YES	LOW	YES	No Change
01063060100	MODERATE	YES			Not Applicable
01063060101			MODERATE	YES	Not Applicable
01063060102			MODERATE	YES	Not Applicable
01063060200	LOW	YES	MODERATE	YES	LOW to MODERATE

Summary Data: Greene	2021	2022
Number of Census Tracts	3	4
Number of Minority Tracts	3	4
Percentage of Minority Tracts	100.00%	100.00%
Number of Low Income Tracts	2	1
Percentage of Low Income Tracts	66.67%	25.00%
Number of Moderate Income Tracts	1	3
Percentage of Moderate Income Tracts	33.33%	75.00%
Number of Middle Income Tracts	0	0
Percentage of Middle Income Tracts	0.00%	0.00%
Number of Upper Income Tracts	0	0
Percentage of Upper Income Tracts	0.00%	0.00%
Number of NA Income Tracts	0	0
Percentage of NA Income Tracts	0.00%	0.00%



Hale, ALABAMA

Census Tract	2021		2022		Change in Tract Income Class from 2021 through 2022
	Tract Income Class	Minority Tract	Tract Income Class	Minority Tract	
01065040000	MIDDLE	NO	MIDDLE	NO	No Change
01065040100	MIDDLE	NO	MIDDLE	NO	No Change
01065040200	MIDDLE	NO	MODERATE	NO	MIDDLE to MODERATE
01065040300	MODERATE	YES	NA	YES	MODERATE to NA
01065040400	MODERATE	YES			Not Applicable
01065040401			LOW	YES	Not Applicable
01065040402			MIDDLE	YES	Not Applicable
01065040500	MODERATE	YES	MIDDLE	YES	MODERATE to MIDDLE

Hale, ALABAMA

Census Tract	2021		2022		Change in Tract Income Class from 2021 through 2022
	Tract Income Class	Minority Tract	Tract Income Class	Minority Tract	

Summary Data: Hale	2021	2022
Number of Census Tracts	6	7
Number of Minority Tracts	3	4
Percentage of Minority Tracts	50.00%	57.14%
Number of Low Income Tracts	0	1
Percentage of Low Income Tracts	0.00%	14.29%
Number of Moderate Income Tracts	3	1
Percentage of Moderate Income Tracts	50.00%	14.29%
Number of Middle Income Tracts	3	4
Percentage of Middle Income Tracts	50.00%	57.14%
Number of Upper Income Tracts	0	0
Percentage of Upper Income Tracts	0.00%	0.00%
Number of NA Income Tracts	0	1
Percentage of NA Income Tracts	0.00%	14.29%

Henry, ALABAMA

Census Tract	2021		2022		Change in Tract Income Class from 2021 through 2022
	Tract Income Class	Minority Tract	Tract Income Class	Minority Tract	
01067030100	MIDDLE	NO	MIDDLE	NO	No Change
01067030200	MIDDLE	YES	MIDDLE	YES	No Change
01067030300	MIDDLE	NO	MODERATE	NO	MIDDLE to MODERATE



Henry, ALABAMA

Census Tract	2021		2022		Change in Tract Income Class from 2021 through 2022
	Tract Income Class	Minority Tract	Tract Income Class	Minority Tract	
01067030400	MIDDLE	NO	MIDDLE	NO	No Change
01067030500	UPPER	NO	UPPER	NO	No Change
01067030600	MIDDLE	NO	MIDDLE	NO	No Change

Summary Data: Henry	2021	2022
Number of Census Tracts	6	6
Number of Minority Tracts	1	1
Percentage of Minority Tracts	16.67%	16.67%
Number of Low Income Tracts	0	0
Percentage of Low Income Tracts	0.00%	0.00%
Number of Moderate Income Tracts	0	1
Percentage of Moderate Income Tracts	0.00%	16.67%
Number of Middle Income Tracts	5	4
Percentage of Middle Income Tracts	83.33%	66.67%
Number of Upper Income Tracts	1	1
Percentage of Upper Income Tracts	16.67%	16.67%
Number of NA Income Tracts	0	0
Percentage of NA Income Tracts	0.00%	0.00%

Houston, ALABAMA

Census Tract	2021		2022		Change in Tract Income Class from 2021 through 2022
	Tract Income Class	Minority Tract	Tract Income Class	Minority Tract	

Houston, ALABAMA

Census Tract	2021		2022		Change in Tract Income Class from 2021 through 2022
	Tract Income Class	Minority Tract	Tract Income Class	Minority Tract	
01069040100	UPPER	NO	UPPER	NO	No Change
01069040201	UPPER	NO			Not Applicable
01069040202	UPPER	NO			Not Applicable
01069040203			UPPER	NO	Not Applicable
01069040204			UPPER	NO	Not Applicable
01069040205			UPPER	NO	Not Applicable
01069040206			UPPER	NO	Not Applicable
01069040301	MIDDLE	NO	MIDDLE	YES	No Change
01069040302	MODERATE	YES	MODERATE	YES	No Change
01069040400	UPPER	NO	UPPER	NO	No Change
01069040500	MIDDLE	NO	MIDDLE	NO	No Change
01069040600	LOW	YES	LOW	YES	No Change
01069040700	MODERATE	NO	MODERATE	YES	No Change
01069040800	MIDDLE	NO			Not Applicable
01069040801			UPPER	NO	Not Applicable
01069040802			MIDDLE	NO	Not Applicable
01069040900	MIDDLE	NO	UPPER	NO	MIDDLE to UPPER
01069041000	MODERATE	YES	MODERATE	YES	No Change
01069041100	MIDDLE	NO	MODERATE	YES	MIDDLE to MODERATE
01069041200	LOW	YES	LOW	YES	No Change
01069041400	MODERATE	YES	MODERATE	YES	No Change
01069041500	MODERATE	YES	MODERATE	YES	No Change
01069041600	MIDDLE	NO	MIDDLE	NO	No Change
01069041700	MODERATE	NO	MIDDLE	NO	MODERATE to MIDDLE
01069041800	MIDDLE	NO	MIDDLE	NO	No Change
01069041900	MIDDLE	NO			Not Applicable
01069041901			MIDDLE	NO	Not Applicable



Houston, ALABAMA

Census Tract	2021		2022		Change in Tract Income Class from 2021 through 2022
	Tract Income Class	Minority Tract	Tract Income Class	Minority Tract	
01069041902			MIDDLE	NO	Not Applicable
01069042000	MIDDLE	NO	MIDDLE	NO	No Change
01069042100	MIDDLE	NO	MIDDLE	NO	No Change

Summary Data: Houston	2021	2022
Number of Census Tracts	22	26
Number of Minority Tracts	6	9
Percentage of Minority Tracts	27.27%	34.62%
Number of Low Income Tracts	2	2
Percentage of Low Income Tracts	9.09%	7.69%
Number of Moderate Income Tracts	6	6
Percentage of Moderate Income Tracts	27.27%	23.08%
Number of Middle Income Tracts	10	10
Percentage of Middle Income Tracts	45.45%	38.46%
Number of Upper Income Tracts	4	8
Percentage of Upper Income Tracts	18.18%	30.77%
Number of NA Income Tracts	0	0
Percentage of NA Income Tracts	0.00%	0.00%

Jackson, ALABAMA

Census Tract	2021		2022		Change in Tract Income Class from 2021 through 2022
	Tract Income Class	Minority Tract	Tract Income Class	Minority Tract	
01071950100	MIDDLE	NO			Not Applicable
01071950101			MIDDLE	NO	Not Applicable
01071950102			MIDDLE	NO	Not Applicable
01071950200	MIDDLE	NO	MIDDLE	NO	No Change
01071950300	MIDDLE	NO			Not Applicable
01071950301			MIDDLE	NO	Not Applicable
01071950302			MIDDLE	NO	Not Applicable
01071950400	MIDDLE	NO	MIDDLE	NO	No Change
01071950500	MIDDLE	NO	MIDDLE	NO	No Change
01071950600	MIDDLE	NO			Not Applicable
01071950601			MODERATE	NO	Not Applicable
01071950602			MIDDLE	NO	Not Applicable
01071950700	MIDDLE	NO	MIDDLE	NO	No Change
01071950800	MIDDLE	NO	MIDDLE	NO	No Change
01071950900	UPPER	NO			Not Applicable
01071950901			MIDDLE	NO	Not Applicable
01071950902			UPPER	NO	Not Applicable
01071951000	UPPER	NO	MIDDLE	NO	UPPER to MIDDLE
01071951100	MIDDLE	NO			Not Applicable
01071951101			MIDDLE	NO	Not Applicable
01071951102			MIDDLE	NO	Not Applicable

Jackson, ALABAMA

Census Tract	2021		2022		Change in Tract Income Class from 2021 through 2022
	Tract Income Class	Minority Tract	Tract Income Class	Minority Tract	



Jackson, ALABAMA

Census Tract	2021		2022		Change in Tract Income Class from 2021 through 2022
	Tract Income Class	Minority Tract	Tract Income Class	Minority Tract	

Summary Data: Jackson	2021	2022
Number of Census Tracts	11	16
Number of Minority Tracts	0	0
Percentage of Minority Tracts	0.00%	0.00%
Number of Low Income Tracts	0	0
Percentage of Low Income Tracts	0.00%	0.00%
Number of Moderate Income Tracts	0	1
Percentage of Moderate Income Tracts	0.00%	6.25%
Number of Middle Income Tracts	9	14
Percentage of Middle Income Tracts	81.82%	87.50%
Number of Upper Income Tracts	2	1
Percentage of Upper Income Tracts	18.18%	6.25%
Number of NA Income Tracts	0	0
Percentage of NA Income Tracts	0.00%	0.00%

Jefferson, ALABAMA

Census Tract	2021		2022		Change in Tract Income Class from 2021 through 2022
	Tract Income Class	Minority Tract	Tract Income Class	Minority Tract	
01073000100	LOW	YES	LOW	YES	No Change
01073000300	LOW	YES	LOW	YES	No Change
01073000400	LOW	YES	MODERATE	YES	LOW to MODERATE

Jefferson, ALABAMA

Census Tract	2021		2022		Change in Tract Income Class from 2021 through 2022
	Tract Income Class	Minority Tract	Tract Income Class	Minority Tract	
01073000500	LOW	YES	LOW	YES	No Change
01073000700	LOW	YES	LOW	YES	No Change
01073000800	MODERATE	YES	LOW	YES	MODERATE to LOW
01073001100	MODERATE	YES	MODERATE	YES	No Change
01073001200	MODERATE	YES	MIDDLE	YES	MODERATE to MIDDLE
01073001400	MODERATE	YES	MODERATE	YES	No Change
01073001500	LOW	YES	LOW	YES	No Change
01073001600	LOW	YES	MODERATE	YES	LOW to MODERATE
01073001902	LOW	YES	LOW	YES	No Change
01073002000	LOW	YES	LOW	YES	No Change
01073002100	MODERATE	YES	MODERATE	YES	No Change
01073002200	MODERATE	YES	LOW	YES	MODERATE to LOW
01073002303	LOW	YES	MODERATE	YES	LOW to MODERATE
01073002305	MIDDLE	NO	MIDDLE	NO	No Change
01073002306	UPPER	NO	UPPER	NO	No Change
01073002400	LOW	YES			Not Applicable
01073002401			LOW	NO	Not Applicable
01073002402			LOW	YES	Not Applicable
01073002700	MODERATE	YES			Not Applicable
01073002701			UPPER	NO	Not Applicable
01073002702			NA	YES	Not Applicable
01073002900	LOW	YES	LOW	YES	No Change
01073003001	MODERATE	YES	MODERATE	YES	No Change
01073003002	LOW	YES	MODERATE	YES	LOW to MODERATE
01073003100	MODERATE	YES	LOW	YES	MODERATE to LOW
01073003200	LOW	YES	LOW	YES	No Change
01073003300	MODERATE	YES	LOW	YES	MODERATE to LOW



Jefferson, ALABAMA

Census Tract	2021		2022		Change in Tract Income Class from 2021 through 2022
	Tract Income Class	Minority Tract	Tract Income Class	Minority Tract	
01073003400	LOW	YES	LOW	YES	No Change
01073003500	MODERATE	YES	MODERATE	YES	No Change
01073003600	MODERATE	YES	MODERATE	YES	No Change
01073003700	MODERATE	YES	LOW	YES	MODERATE to LOW
01073003802	MODERATE	YES	MODERATE	YES	No Change
01073003803	LOW	YES	MODERATE	YES	LOW to MODERATE
01073003900	LOW	YES	MODERATE	YES	LOW to MODERATE
01073004000	MODERATE	YES	LOW	YES	MODERATE to LOW
01073004200	MODERATE	YES	MODERATE	YES	No Change
01073004500	NA	YES			Not Applicable
01073004501			NA	YES	Not Applicable
01073004502			LOW	YES	Not Applicable
01073004701	UPPER	NO	UPPER	NO	No Change
01073004702	UPPER	NO	UPPER	NO	No Change
01073004800	UPPER	NO	UPPER	NO	No Change
01073004901	MIDDLE	NO	UPPER	NO	MIDDLE to UPPER
01073004902	MIDDLE	NO	UPPER	NO	MIDDLE to UPPER
01073005000	MODERATE	NO	MODERATE	NO	No Change
01073005101	LOW	YES	LOW	YES	No Change
01073005103	MODERATE	YES	MODERATE	YES	No Change
01073005104	LOW	YES	MODERATE	YES	LOW to MODERATE
01073005200	LOW	YES	MODERATE	YES	LOW to MODERATE
01073005302	MIDDLE	YES	MIDDLE	YES	No Change
01073005500	LOW	YES	LOW	YES	No Change
01073005600	MIDDLE	NO	MIDDLE	NO	No Change
01073005701	MODERATE	YES	MODERATE	YES	No Change
01073005702	MODERATE	YES	NA	YES	MODERATE to NA

Jefferson, ALABAMA

Census Tract	2021		2022		Change in Tract Income Class from 2021 through 2022
	Tract Income Class	Minority Tract	Tract Income Class	Minority Tract	
01073005800	MODERATE	YES	MODERATE	YES	No Change
01073005903	MODERATE	YES	MIDDLE	YES	MODERATE to MIDDLE
01073005905	MODERATE	YES	MODERATE	YES	No Change
01073005907	MIDDLE	YES	MODERATE	YES	MIDDLE to MODERATE
01073005908	MODERATE	YES	MODERATE	YES	No Change
01073005909	MIDDLE	YES	MODERATE	YES	MIDDLE to MODERATE
01073005910	MIDDLE	YES	MODERATE	YES	MIDDLE to MODERATE
01073010001	MODERATE	NO	MODERATE	YES	No Change
01073010002	MODERATE	NO	MIDDLE	NO	MODERATE to MIDDLE
01073010100	LOW	YES	NA	YES	LOW to NA
01073010200	MODERATE	YES	LOW	YES	MODERATE to LOW
01073010301	MODERATE	YES	MODERATE	YES	No Change
01073010302	LOW	YES	NA	YES	LOW to NA
01073010401	LOW	YES	LOW	YES	No Change
01073010402	MIDDLE	YES	MODERATE	YES	MIDDLE to MODERATE
01073010500	LOW	YES	MODERATE	YES	LOW to MODERATE
01073010602	LOW	YES			Not Applicable
01073010603	MIDDLE	YES	MODERATE	YES	MIDDLE to MODERATE
01073010604			LOW	YES	Not Applicable
01073010605			MODERATE	YES	Not Applicable
01073010701	MIDDLE	NO	UPPER	NO	MIDDLE to UPPER
01073010702	UPPER	NO	UPPER	NO	No Change
01073010703	UPPER	NO	UPPER	NO	No Change
01073010704	UPPER	NO	UPPER	YES	No Change
01073010705	UPPER	NO	UPPER	NO	No Change
01073010706	MODERATE	NO	MIDDLE	NO	MODERATE to MIDDLE
01073010801	UPPER	NO	UPPER	NO	No Change



Tracts with empty cells are new or discontinued tracts

GeoDataVision Report D-1 Census Tract Reference Book 2021/2022: ALABAMA

Jefferson, ALABAMA

Census Tract	2021		2022		Change in Tract Income Class from 2021 through 2022
	Tract Income Class	Minority Tract	Tract Income Class	Minority Tract	
01073010802	UPPER	NO	UPPER	NO	No Change
01073010803	MIDDLE	NO	UPPER	NO	MIDDLE to UPPER
01073010804	UPPER	NO	UPPER	NO	No Change
01073010805	UPPER	NO			Not Applicable
01073010806			UPPER	NO	Not Applicable
01073010807			UPPER	NO	Not Applicable
01073010900	LOW	YES	MODERATE	YES	LOW to MODERATE
01073011001	MIDDLE	NO			Not Applicable
01073011002	MODERATE	YES	MODERATE	YES	No Change
01073011003			MODERATE	NO	Not Applicable
01073011004			UPPER	NO	Not Applicable
01073011104	MIDDLE	YES			Not Applicable
01073011107	UPPER	NO			Not Applicable
01073011108	MIDDLE	NO	UPPER	NO	MIDDLE to UPPER
01073011109	UPPER	NO	UPPER	NO	No Change
01073011110	UPPER	NO	UPPER	NO	No Change
01073011111	UPPER	NO			Not Applicable
01073011112			MODERATE	YES	Not Applicable
01073011113			MIDDLE	YES	Not Applicable
01073011114			UPPER	NO	Not Applicable
01073011115			UPPER	NO	Not Applicable
01073011116			MIDDLE	NO	Not Applicable
01073011117			MIDDLE	NO	Not Applicable
01073011205	MIDDLE	NO	MIDDLE	NO	No Change
01073011206	UPPER	NO	MIDDLE	NO	UPPER to MIDDLE
01073011207	MODERATE	YES	MODERATE	YES	No Change
01073011208	MIDDLE	NO	MIDDLE	YES	No Change

Jefferson, ALABAMA

Census Tract	2021		2022		Change in Tract Income Class from 2021 through 2022
	Tract Income Class	Minority Tract	Tract Income Class	Minority Tract	
01073011209	MODERATE	YES	MIDDLE	YES	MODERATE to MIDDLE
01073011210	MODERATE	YES	MODERATE	YES	No Change
01073011301	MODERATE	NO	MIDDLE	NO	MODERATE to MIDDLE
01073011302	UPPER	NO			Not Applicable
01073011303			UPPER	NO	Not Applicable
01073011304			MIDDLE	NO	Not Applicable
01073011400	MIDDLE	NO			Not Applicable
01073011401			MODERATE	NO	Not Applicable
01073011402			UPPER	NO	Not Applicable
01073011500	MIDDLE	NO	MIDDLE	NO	No Change
01073011600	MIDDLE	NO	MIDDLE	NO	No Change
01073011703	MIDDLE	NO			Not Applicable
01073011704	UPPER	NO	MIDDLE	NO	UPPER to MIDDLE
01073011705	MIDDLE	NO			Not Applicable
01073011706	MIDDLE	NO	MIDDLE	NO	No Change
01073011707			MODERATE	NO	Not Applicable
01073011708			UPPER	NO	Not Applicable
01073011709			MIDDLE	NO	Not Applicable
01073011710			MIDDLE	NO	Not Applicable
01073011802	MODERATE	YES			Not Applicable
01073011803	MODERATE	YES	MODERATE	YES	No Change
01073011804	MODERATE	YES	MODERATE	YES	No Change
01073011805			MODERATE	YES	Not Applicable
01073011806			MODERATE	YES	Not Applicable
01073011901	MODERATE	NO	MODERATE	YES	No Change
01073011904	MIDDLE	YES	MIDDLE	YES	No Change
01073012001	MIDDLE	YES	MIDDLE	YES	No Change



Tracts with empty cells are new or discontinued tracts

GeoDataVision Report D-1 Census Tract Reference Book 2021/2022: ALABAMA

Jefferson, ALABAMA

Census Tract	2021		2022		Change in Tract Income Class from 2021 through 2022
	Tract Income Class	Minority Tract	Tract Income Class	Minority Tract	
01073012002	MIDDLE	NO			Not Applicable
01073012003			UPPER	NO	Not Applicable
01073012004			MIDDLE	YES	Not Applicable
01073012103	MODERATE	YES	MODERATE	YES	No Change
01073012104	MODERATE	NO	MIDDLE	YES	MODERATE to MIDDLE
01073012200	MIDDLE	NO	MIDDLE	NO	No Change
01073012302	MIDDLE	NO	MIDDLE	NO	No Change
01073012304	MIDDLE	NO	MIDDLE	YES	No Change
01073012305	MIDDLE	YES			Not Applicable
01073012306			MIDDLE	YES	Not Applicable
01073012307			MIDDLE	YES	Not Applicable
01073012401	MIDDLE	YES	MIDDLE	YES	No Change
01073012402	MODERATE	YES	MODERATE	YES	No Change
01073012403	MIDDLE	NO	MIDDLE	YES	No Change
01073012500	MODERATE	NO	MODERATE	YES	No Change
01073012602	MODERATE	NO	MODERATE	NO	No Change
01073012701	MIDDLE	YES	MIDDLE	NO	No Change
01073012703	UPPER	NO	UPPER	NO	No Change
01073012704	UPPER	NO	UPPER	NO	No Change
01073012802	UPPER	NO	UPPER	NO	No Change
01073012803	UPPER	NO			Not Applicable
01073012804			UPPER	NO	Not Applicable
01073012805			UPPER	NO	Not Applicable
01073012905	UPPER	NO	UPPER	NO	No Change
01073012906	UPPER	NO			Not Applicable
01073012907	UPPER	NO	MIDDLE	NO	UPPER to MIDDLE
01073012908	MIDDLE	YES	MODERATE	YES	MIDDLE to MODERATE

Jefferson, ALABAMA

Census Tract	2021		2022		Change in Tract Income Class from 2021 through 2022
	Tract Income Class	Minority Tract	Tract Income Class	Minority Tract	
01073012910	UPPER	NO	UPPER	NO	No Change
01073012911	UPPER	NO	UPPER	NO	No Change
01073012912	LOW	YES			Not Applicable
01073012913	MODERATE	YES	MIDDLE	YES	MODERATE to MIDDLE
01073012914	UPPER	NO	UPPER	NO	No Change
01073012915	UPPER	NO			Not Applicable
01073012916			UPPER	NO	Not Applicable
01073012917			UPPER	NO	Not Applicable
01073012918			MIDDLE	YES	Not Applicable
01073012919			MIDDLE	YES	Not Applicable
01073012920			MIDDLE	NO	Not Applicable
01073012921			UPPER	NO	Not Applicable
01073013002	LOW	YES	LOW	YES	No Change
01073013100	LOW	YES	LOW	YES	No Change
01073013200	MODERATE	YES	MODERATE	YES	No Change
01073013300	MODERATE	YES	MODERATE	YES	No Change
01073013400	MIDDLE	YES	MODERATE	YES	MIDDLE to MODERATE
01073013601	MODERATE	YES	MODERATE	YES	No Change
01073013801	LOW	YES	MODERATE	YES	LOW to MODERATE
01073013901	MIDDLE	YES	MODERATE	YES	MIDDLE to MODERATE
01073013902	MODERATE	NO	MIDDLE	YES	MODERATE to MIDDLE
01073014001	MIDDLE	NO	MIDDLE	NO	No Change
01073014002	UPPER	NO	UPPER	NO	No Change
01073014102	MIDDLE	NO			Not Applicable
01073014104	MIDDLE	YES	MIDDLE	YES	No Change
01073014105	MIDDLE	YES	MIDDLE	YES	No Change
01073014106			MIDDLE	NO	Not Applicable



Tracts with empty cells are new or discontinued tracts

GeoDataVision Report D-1 Census Tract Reference Book 2021/2022: ALABAMA

Jefferson, ALABAMA

Census Tract	2021		2022		Change in Tract Income Class from 2021 through 2022
	Tract Income Class	Minority Tract	Tract Income Class	Minority Tract	
01073014107			MIDDLE	NO	Not Applicable
01073014203	UPPER	NO			Not Applicable
01073014204	UPPER	NO			Not Applicable
01073014205			UPPER	YES	Not Applicable
01073014206			MIDDLE	NO	Not Applicable
01073014207			UPPER	NO	Not Applicable
01073014208			UPPER	NO	Not Applicable
01073014209			UPPER	NO	Not Applicable
01073014301	MIDDLE	NO	MIDDLE	NO	No Change
01073014302	UPPER	NO			Not Applicable
01073014303			UPPER	NO	Not Applicable
01073014304			MIDDLE	YES	Not Applicable
01073014404	UPPER	NO	UPPER	NO	No Change
01073014405	MIDDLE	NO	MIDDLE	NO	No Change
01073014406	UPPER	NO	UPPER	NO	No Change
01073014408	MIDDLE	YES	MIDDLE	YES	No Change
01073014409	UPPER	NO	UPPER	NO	No Change
01073014410	UPPER	NO	UPPER	NO	No Change
01073014412	UPPER	NO	UPPER	NO	No Change
01073014413	UPPER	NO			Not Applicable
01073014414			UPPER	NO	Not Applicable
01073014415			UPPER	NO	Not Applicable

Jefferson, ALABAMA

Census Tract	2021		2022		Change in Tract Income Class from 2021 through 2022
	Tract Income Class	Minority Tract	Tract Income Class	Minority Tract	

Summary Data: Jefferson	2021	2022
Number of Census Tracts	163	189
Number of Minority Tracts	88	105
Percentage of Minority Tracts	53.99%	55.56%
Number of Low Income Tracts	31	26
Percentage of Low Income Tracts	19.02%	13.76%
Number of Moderate Income Tracts	48	55
Percentage of Moderate Income Tracts	29.45%	29.10%
Number of Middle Income Tracts	43	50
Percentage of Middle Income Tracts	26.38%	26.46%
Number of Upper Income Tracts	40	53
Percentage of Upper Income Tracts	24.54%	28.04%
Number of NA Income Tracts	1	5
Percentage of NA Income Tracts	0.61%	2.65%

Lamar, ALABAMA

Census Tract	2021		2022		Change in Tract Income Class from 2021 through 2022
	Tract Income Class	Minority Tract	Tract Income Class	Minority Tract	
01075030000	MIDDLE	NO	MIDDLE	NO	No Change
01075030100	MIDDLE	NO			Not Applicable
01075030101			MIDDLE	NO	Not Applicable



Lamar, ALABAMA

Census Tract	2021		2022		Change in Tract Income Class from 2021 through 2022
	Tract Income Class	Minority Tract	Tract Income Class	Minority Tract	
01075030102			UPPER	NO	Not Applicable
01075030200	MIDDLE	NO	UPPER	NO	MIDDLE to UPPER

Summary Data: Lamar	2021	2022
Number of Census Tracts	3	4
Number of Minority Tracts	0	0
Percentage of Minority Tracts	0.00%	0.00%
Number of Low Income Tracts	0	0
Percentage of Low Income Tracts	0.00%	0.00%
Number of Moderate Income Tracts	0	0
Percentage of Moderate Income Tracts	0.00%	0.00%
Number of Middle Income Tracts	3	2
Percentage of Middle Income Tracts	100.00%	50.00%
Number of Upper Income Tracts	0	2
Percentage of Upper Income Tracts	0.00%	50.00%
Number of NA Income Tracts	0	0
Percentage of NA Income Tracts	0.00%	0.00%

Lauderdale, ALABAMA

Census Tract	2021		2022		Change in Tract Income Class from 2021 through 2022
	Tract Income Class	Minority Tract	Tract Income Class	Minority Tract	
01077010100	LOW	NO	LOW	NO	No Change

Lauderdale, ALABAMA

Census Tract	2021		2022		Change in Tract Income Class from 2021 through 2022
	Tract Income Class	Minority Tract	Tract Income Class	Minority Tract	
01077010200	MODERATE	NO	MIDDLE	NO	MODERATE to MIDDLE
01077010300	LOW	YES	NA	YES	LOW to NA
01077010400	UPPER	NO	MIDDLE	NO	UPPER to MIDDLE
01077010600	MODERATE	NO	MODERATE	NO	No Change
01077010700	LOW	NO	LOW	NO	No Change
01077010800	MODERATE	NO	MODERATE	NO	No Change
01077010900	MIDDLE	NO			Not Applicable
01077010901			MIDDLE	NO	Not Applicable
01077010902			MODERATE	NO	Not Applicable
01077011000	MODERATE	NO	MODERATE	NO	No Change
01077011101	MIDDLE	NO	MIDDLE	NO	No Change
01077011102	MIDDLE	NO	MIDDLE	NO	No Change
01077011200	MIDDLE	NO	MIDDLE	NO	No Change
01077011300	MIDDLE	NO	MIDDLE	NO	No Change
01077011400	MIDDLE	NO			Not Applicable
01077011401			MIDDLE	NO	Not Applicable
01077011402			UPPER	NO	Not Applicable
01077011501	UPPER	NO			Not Applicable
01077011502	UPPER	NO	UPPER	NO	No Change
01077011503			UPPER	NO	Not Applicable
01077011504			UPPER	NO	Not Applicable
01077011602	MIDDLE	NO	UPPER	NO	MIDDLE to UPPER
01077011603	MIDDLE	NO	UPPER	NO	MIDDLE to UPPER
01077011604	UPPER	NO			Not Applicable
01077011605			UPPER	NO	Not Applicable
01077011606			MIDDLE	NO	Not Applicable
01077011700	MIDDLE	NO	MIDDLE	NO	No Change



Lauderdale, ALABAMA

Census Tract	2021		2022		Change in Tract Income Class from 2021 through 2022
	Tract Income Class	Minority Tract	Tract Income Class	Minority Tract	
01077011801	MIDDLE	NO	MIDDLE	NO	No Change
01077011802	MIDDLE	NO	MIDDLE	NO	No Change

Summary Data: Lauderdale	2021	2022
Number of Census Tracts	22	26
Number of Minority Tracts	1	1
Percentage of Minority Tracts	4.55%	3.85%
Number of Low Income Tracts	3	2
Percentage of Low Income Tracts	13.64%	7.69%
Number of Moderate Income Tracts	4	4
Percentage of Moderate Income Tracts	18.18%	15.38%
Number of Middle Income Tracts	11	12
Percentage of Middle Income Tracts	50.00%	46.15%
Number of Upper Income Tracts	4	7
Percentage of Upper Income Tracts	18.18%	26.92%
Number of NA Income Tracts	0	1
Percentage of NA Income Tracts	0.00%	3.85%

Lawrence, ALABAMA

Census Tract	2021		2022		Change in Tract Income Class from 2021 through 2022
	Tract Income Class	Minority Tract	Tract Income Class	Minority Tract	
01079979200	MIDDLE	NO			Not Applicable
01079979201			MODERATE	YES	Not Applicable
01079979202			MODERATE	NO	Not Applicable
01079979300	MIDDLE	NO	MIDDLE	NO	No Change
01079979400	MIDDLE	NO	MIDDLE	NO	No Change
01079979500	MIDDLE	NO			Not Applicable
01079979501			MODERATE	NO	Not Applicable
01079979502			MIDDLE	NO	Not Applicable
01079979600	MIDDLE	NO	MIDDLE	NO	No Change
01079979700	MIDDLE	NO	MIDDLE	NO	No Change
01079979800	MIDDLE	NO	MIDDLE	NO	No Change
01079979900	MIDDLE	NO	MIDDLE	NO	No Change

Lawrence, ALABAMA

Census Tract	2021		2022		Change in Tract Income Class from 2021 through 2022
	Tract Income Class	Minority Tract	Tract Income Class	Minority Tract	
01079979100	MIDDLE	YES	MIDDLE	YES	No Change



Lawrence, ALABAMA

Census Tract	2021		2022		Change in Tract Income Class from 2021 through 2022
	Tract Income Class	Minority Tract	Tract Income Class	Minority Tract	

Summary Data: Lawrence	2021	2022
Number of Census Tracts	9	11
Number of Minority Tracts	1	2
Percentage of Minority Tracts	11.11%	18.18%
Number of Low Income Tracts	0	0
Percentage of Low Income Tracts	0.00%	0.00%
Number of Moderate Income Tracts	0	3
Percentage of Moderate Income Tracts	0.00%	27.27%
Number of Middle Income Tracts	9	8
Percentage of Middle Income Tracts	100.00%	72.73%
Number of Upper Income Tracts	0	0
Percentage of Upper Income Tracts	0.00%	0.00%
Number of NA Income Tracts	0	0
Percentage of NA Income Tracts	0.00%	0.00%

Lee, ALABAMA

Census Tract	2021		2022		Change in Tract Income Class from 2021 through 2022
	Tract Income Class	Minority Tract	Tract Income Class	Minority Tract	
01081040200	MIDDLE	NO			Not Applicable
01081040201			MIDDLE	NO	Not Applicable
01081040202			UPPER	NO	Not Applicable

Lee, ALABAMA

Census Tract	2021		2022		Change in Tract Income Class from 2021 through 2022
	Tract Income Class	Minority Tract	Tract Income Class	Minority Tract	
01081040300	MIDDLE	NO	UPPER	NO	MIDDLE to UPPER
01081040400	MIDDLE	NO			Not Applicable
01081040401			MODERATE	NO	Not Applicable
01081040402			UPPER	NO	Not Applicable
01081040403			UPPER	NO	Not Applicable
01081040500	UPPER	NO			Not Applicable
01081040501			UPPER	NO	Not Applicable
01081040502			MIDDLE	NO	Not Applicable
01081040602	MIDDLE	YES	MIDDLE	NO	No Change
01081040603	MIDDLE	NO	NA	YES	MIDDLE to NA
01081040604	MODERATE	NO			Not Applicable
01081040605			MODERATE	NO	Not Applicable
01081040606			LOW	NO	Not Applicable
01081040607			NA	NO	Not Applicable
01081040700	MODERATE	NO	NA	YES	MODERATE to NA
01081040800	NA	NO			Not Applicable
01081040801			NA	NO	Not Applicable
01081040802			NA	NO	Not Applicable
01081040901	UPPER	NO	UPPER	NO	No Change
01081040902	MODERATE	NO			Not Applicable
01081040903			MODERATE	NO	Not Applicable
01081040904			MIDDLE	NO	Not Applicable
01081041000	MIDDLE	NO			Not Applicable
01081041001			UPPER	NO	Not Applicable
01081041002			MODERATE	YES	Not Applicable
01081041100	MODERATE	YES			Not Applicable
01081041101			NA	YES	Not Applicable



Lee, ALABAMA

Census Tract	2021		2022		Change in Tract Income Class from 2021 through 2022
	Tract Income Class	Minority Tract	Tract Income Class	Minority Tract	
01081041102			MIDDLE	YES	Not Applicable
01081041103			UPPER	YES	Not Applicable
01081041104			MIDDLE	NO	Not Applicable
01081041200	UPPER	NO	UPPER	NO	No Change
01081041300	MIDDLE	NO	MIDDLE	NO	No Change
01081041400	LOW	YES	LOW	YES	No Change
01081041600	MODERATE	YES	MODERATE	YES	No Change
01081041700	MIDDLE	NO			Not Applicable
01081041701			MIDDLE	YES	Not Applicable
01081041702			MODERATE	NO	Not Applicable
01081041703			MODERATE	NO	Not Applicable
01081041800	MIDDLE	NO			Not Applicable
01081041801			MIDDLE	NO	Not Applicable
01081041802			MODERATE	NO	Not Applicable
01081041803			MIDDLE	NO	Not Applicable
01081041900	MIDDLE	NO			Not Applicable
01081041901			UPPER	NO	Not Applicable
01081041902			MIDDLE	NO	Not Applicable
01081041903			MODERATE	NO	Not Applicable
01081042002	MIDDLE	NO	MIDDLE	NO	No Change
01081042003	MIDDLE	NO	MIDDLE	NO	No Change
01081042004	MIDDLE	NO			Not Applicable
01081042005	MIDDLE	NO	MIDDLE	NO	No Change
01081042006	MODERATE	NO	MODERATE	NO	No Change
01081042007			MIDDLE	NO	Not Applicable
01081042008			MIDDLE	NO	Not Applicable
01081042009			MODERATE	NO	Not Applicable

Lee, ALABAMA

Census Tract	2021		2022		Change in Tract Income Class from 2021 through 2022
	Tract Income Class	Minority Tract	Tract Income Class	Minority Tract	
01081042101	MIDDLE	NO	MIDDLE	NO	No Change
01081042102	MIDDLE	NO			Not Applicable
01081042103			MODERATE	NO	Not Applicable
01081042104			MIDDLE	NO	Not Applicable

Summary Data: Lee	2021	2022
Number of Census Tracts	27	48
Number of Minority Tracts	4	9
Percentage of Minority Tracts	14.81%	18.75%
Number of Low Income Tracts	1	2
Percentage of Low Income Tracts	3.70%	4.17%
Number of Moderate Income Tracts	6	12
Percentage of Moderate Income Tracts	22.22%	25.00%
Number of Middle Income Tracts	16	18
Percentage of Middle Income Tracts	59.26%	37.50%
Number of Upper Income Tracts	3	10
Percentage of Upper Income Tracts	11.11%	20.83%
Number of NA Income Tracts	1	6
Percentage of NA Income Tracts	3.70%	12.50%



GeoDataVision Report D-1 Census Tract Reference Book 2021/2022: ALABAMA

Limestone, ALABAMA					
Census Tract	2021		2022		Change in Tract Income Class from 2021 through 2022
	Tract Income Class	Minority Tract	Tract Income Class	Minority Tract	
01083020101	MIDDLE	NO	MIDDLE	NO	No Change
01083020102	MODERATE	NO			Not Applicable
01083020103			UPPER	NO	Not Applicable
01083020104			MODERATE	NO	Not Applicable
01083020201	MODERATE	NO	MODERATE	NO	No Change
01083020202	MODERATE	NO	MIDDLE	NO	MODERATE to MIDDLE
01083020300	MODERATE	NO	MIDDLE	NO	MODERATE to MIDDLE
01083020401	MODERATE	NO			Not Applicable
01083020402	MODERATE	NO	MIDDLE	NO	MODERATE to MIDDLE
01083020403			MODERATE	NO	Not Applicable
01083020404			MIDDLE	NO	Not Applicable
01083020500	MODERATE	NO	MODERATE	NO	No Change
01083020600	MODERATE	NO	MODERATE	NO	No Change
01083020700	MODERATE	NO	MODERATE	NO	No Change
01083020801	MIDDLE	NO			Not Applicable
01083020802	MIDDLE	NO			Not Applicable
01083020803			MIDDLE	NO	Not Applicable
01083020804			MIDDLE	NO	Not Applicable
01083020805			MODERATE	NO	Not Applicable
01083020806			MIDDLE	NO	Not Applicable
01083020900	MIDDLE	NO	MIDDLE	NO	No Change
01083021000	MODERATE	YES	MODERATE	YES	No Change
01083021100	MIDDLE	NO			Not Applicable
01083021101			MODERATE	NO	Not Applicable
01083021102			UPPER	NO	Not Applicable
01083021200	UPPER	NO			Not Applicable
01083021201			UPPER	NO	Not Applicable

Limestone, ALABAMA					
Census Tract	2021		2022		Change in Tract Income Class from 2021 through 2022
	Tract Income Class	Minority Tract	Tract Income Class	Minority Tract	
01083021202			UPPER	NO	Not Applicable
01083021203			UPPER	NO	Not Applicable

Summary Data: Limestone	2021	2022
Number of Census Tracts	16	23
Number of Minority Tracts	1	1
Percentage of Minority Tracts	6.25%	4.35%
Number of Low Income Tracts	0	0
Percentage of Low Income Tracts	0.00%	0.00%
Number of Moderate Income Tracts	10	9
Percentage of Moderate Income Tracts	62.50%	39.13%
Number of Middle Income Tracts	5	9
Percentage of Middle Income Tracts	31.25%	39.13%
Number of Upper Income Tracts	1	5
Percentage of Upper Income Tracts	6.25%	21.74%
Number of NA Income Tracts	0	0
Percentage of NA Income Tracts	0.00%	0.00%

Lowndes, ALABAMA					
Census Tract	2021		2022		Change in Tract Income Class from 2021 through 2022
	Tract Income Class	Minority Tract	Tract Income Class	Minority Tract	
01085780800	MODERATE	YES	MODERATE	YES	No Change



Tracts with empty cells are new or discontinued tracts

Lowndes, ALABAMA

Census Tract	2021		2022		Change in Tract Income Class from 2021 through 2022
	Tract Income Class	Minority Tract	Tract Income Class	Minority Tract	
01085781000	MODERATE	YES	MODERATE	YES	No Change
01085781100	LOW	YES	LOW	YES	No Change
01085781200	MODERATE	YES	MODERATE	YES	No Change

Summary Data: Lowndes	2021	2022
Number of Census Tracts	4	4
Number of Minority Tracts	4	4
Percentage of Minority Tracts	100.00%	100.00%
Number of Low Income Tracts	1	1
Percentage of Low Income Tracts	25.00%	25.00%
Number of Moderate Income Tracts	3	3
Percentage of Moderate Income Tracts	75.00%	75.00%
Number of Middle Income Tracts	0	0
Percentage of Middle Income Tracts	0.00%	0.00%
Number of Upper Income Tracts	0	0
Percentage of Upper Income Tracts	0.00%	0.00%
Number of NA Income Tracts	0	0
Percentage of NA Income Tracts	0.00%	0.00%

Macon, ALABAMA

Census Tract	2021		2022		Change in Tract Income Class from 2021 through 2022
	Tract Income Class	Minority Tract	Tract Income Class	Minority Tract	
01087231400	MODERATE	YES	MODERATE	YES	No Change
01087231500	MIDDLE	NO	MIDDLE	YES	No Change
01087231601	MIDDLE	YES	UPPER	YES	MIDDLE to UPPER
01087231602	MIDDLE	YES	MODERATE	YES	MIDDLE to MODERATE
01087231603	UPPER	YES	UPPER	YES	No Change
01087231700	NA	YES	UPPER	YES	NA to UPPER
01087231800	MIDDLE	YES	MIDDLE	YES	No Change
01087231900	MODERATE	YES	MIDDLE	YES	MODERATE to MIDDLE
01087232000	MODERATE	YES	LOW	YES	MODERATE to LOW
01087232100	MODERATE	YES	MIDDLE	YES	MODERATE to MIDDLE
01087232200	UPPER	YES	MODERATE	YES	UPPER to MODERATE
01087232300	MIDDLE	YES	MODERATE	YES	MIDDLE to MODERATE

Macon, ALABAMA

Census Tract	2021		2022		Change in Tract Income Class from 2021 through 2022
	Tract Income Class	Minority Tract	Tract Income Class	Minority Tract	



Macon, ALABAMA

Census Tract	2021		2022		Change in Tract Income Class from 2021 through 2022
	Tract Income Class	Minority Tract	Tract Income Class	Minority Tract	
Summary Data: Macon			2021	2022	
Number of Census Tracts			12	12	
Number of Minority Tracts			11	12	
Percentage of Minority Tracts			91.67%	100.00%	
Number of Low Income Tracts			0	1	
Percentage of Low Income Tracts			0.00%	8.33%	
Number of Moderate Income Tracts			4	4	
Percentage of Moderate Income Tracts			33.33%	33.33%	
Number of Middle Income Tracts			5	4	
Percentage of Middle Income Tracts			41.67%	33.33%	
Number of Upper Income Tracts			2	3	
Percentage of Upper Income Tracts			16.67%	25.00%	
Number of NA Income Tracts			1	0	
Percentage of NA Income Tracts			8.33%	0.00%	

Madison, ALABAMA

Census Tract	2021		2022		Change in Tract Income Class from 2021 through 2022
	Tract Income Class	Minority Tract	Tract Income Class	Minority Tract	
01089000201	LOW	YES			Not Applicable
01089000202	LOW	YES			Not Applicable
01089000203			LOW	YES	Not Applicable

Madison, ALABAMA

Census Tract	2021		2022		Change in Tract Income Class from 2021 through 2022
	Tract Income Class	Minority Tract	Tract Income Class	Minority Tract	
01089000301	MODERATE	YES	LOW	YES	MODERATE to LOW
01089000302	MODERATE	YES	LOW	YES	MODERATE to LOW
01089000403	MODERATE	YES	MODERATE	YES	No Change
01089000501	MODERATE	YES	MODERATE	YES	No Change
01089000502	LOW	YES	MODERATE	YES	LOW to MODERATE
01089000503	MODERATE	YES	MODERATE	YES	No Change
01089000601	MODERATE	YES	MODERATE	YES	No Change
01089000602	MODERATE	YES	MODERATE	YES	No Change
01089000701	MODERATE	YES	LOW	YES	MODERATE to LOW
01089000702	MODERATE	YES	MIDDLE	YES	MODERATE to MIDDLE
01089000901	MIDDLE	NO	MIDDLE	NO	No Change
01089000902	MIDDLE	NO	MIDDLE	NO	No Change
01089001000	MODERATE	NO	MIDDLE	NO	MODERATE to MIDDLE
01089001200	LOW	YES	LOW	YES	No Change
01089001301	LOW	YES	LOW	YES	No Change
01089001302	MODERATE	YES	LOW	YES	MODERATE to LOW
01089001401	MIDDLE	NO	UPPER	NO	MIDDLE to UPPER
01089001402	MODERATE	YES			Not Applicable
01089001403			NA	YES	Not Applicable
01089001404			MODERATE	NO	Not Applicable
01089001500	MODERATE	YES	LOW	NO	MODERATE to LOW
01089001700	UPPER	NO	UPPER	NO	No Change
01089001801	UPPER	NO	UPPER	NO	No Change
01089001901	UPPER	NO	UPPER	NO	No Change
01089001902	UPPER	NO	UPPER	NO	No Change
01089001903	UPPER	NO	UPPER	NO	No Change
01089002000	MIDDLE	NO	UPPER	NO	MIDDLE to UPPER



GeoDataVision Report D-1 Census Tract Reference Book 2021/2022: ALABAMA

Madison, ALABAMA

Census Tract	2021		2022		Change in Tract Income Class from 2021 through 2022
	Tract Income Class	Minority Tract	Tract Income Class	Minority Tract	
01089002100	LOW	YES	LOW	YES	No Change
01089002200	LOW	NO	LOW	YES	No Change
01089002300	LOW	NO	LOW	YES	No Change
01089002400	LOW	NO	LOW	YES	No Change
01089002501	LOW	YES	LOW	YES	No Change
01089002502	LOW	YES	MODERATE	YES	LOW to MODERATE
01089002600	MIDDLE	NO	UPPER	NO	MIDDLE to UPPER
01089002701	MIDDLE	NO	UPPER	NO	MIDDLE to UPPER
01089002721	UPPER	NO	MIDDLE	NO	UPPER to MIDDLE
01089002722	MIDDLE	NO	UPPER	NO	MIDDLE to UPPER
01089002801	MIDDLE	NO	MODERATE	NO	MIDDLE to MODERATE
01089002802	MIDDLE	NO			Not Applicable
01089002803			MIDDLE	NO	Not Applicable
01089002804			UPPER	NO	Not Applicable
01089002911	UPPER	NO	UPPER	NO	No Change
01089002912	UPPER	NO	UPPER	NO	No Change
01089002921	MIDDLE	NO			Not Applicable
01089002922	UPPER	NO	UPPER	NO	No Change
01089002923			UPPER	NO	Not Applicable
01089002924			MIDDLE	NO	Not Applicable
01089003000	LOW	NO	LOW	YES	No Change
01089003100	UPPER	NO	UPPER	NO	No Change
01089010100	MIDDLE	NO			Not Applicable
01089010101			MIDDLE	NO	Not Applicable
01089010102			MIDDLE	NO	Not Applicable
01089010200	MIDDLE	NO	UPPER	NO	MIDDLE to UPPER
01089010301	MIDDLE	NO			Not Applicable

Madison, ALABAMA

Census Tract	2021		2022		Change in Tract Income Class from 2021 through 2022
	Tract Income Class	Minority Tract	Tract Income Class	Minority Tract	
01089010302	MODERATE	NO	MIDDLE	NO	MODERATE to MIDDLE
01089010303			MODERATE	NO	Not Applicable
01089010304			MODERATE	NO	Not Applicable
01089010401	MODERATE	NO			Not Applicable
01089010402	MIDDLE	NO			Not Applicable
01089010403			MODERATE	NO	Not Applicable
01089010404			MODERATE	NO	Not Applicable
01089010405			MIDDLE	NO	Not Applicable
01089010406			MODERATE	NO	Not Applicable
01089010501	UPPER	NO			Not Applicable
01089010502	MODERATE	YES	MIDDLE	YES	MODERATE to MIDDLE
01089010503			MIDDLE	NO	Not Applicable
01089010504			UPPER	NO	Not Applicable
01089010612	MIDDLE	NO	MIDDLE	NO	No Change
01089010621	UPPER	NO			Not Applicable
01089010622	MODERATE	YES			Not Applicable
01089010623	UPPER	NO	UPPER	NO	No Change
01089010624	UPPER	NO			Not Applicable
01089010625			LOW	YES	Not Applicable
01089010626			MIDDLE	NO	Not Applicable
01089010627			MIDDLE	NO	Not Applicable
01089010628			UPPER	NO	Not Applicable
01089010629			UPPER	NO	Not Applicable
01089010630			UPPER	NO	Not Applicable
01089010631			UPPER	NO	Not Applicable
01089010701	MIDDLE	NO			Not Applicable
01089010702	MIDDLE	NO			Not Applicable



Tracts with empty cells are new or discontinued tracts

GeoDataVision Report D-1 Census Tract Reference Book 2021/2022: ALABAMA

Madison, ALABAMA

Census Tract	2021		2022		Change in Tract Income Class from 2021 through 2022
	Tract Income Class	Minority Tract	Tract Income Class	Minority Tract	
01089010703			MIDDLE	NO	Not Applicable
01089010704			MIDDLE	NO	Not Applicable
01089010705			MODERATE	YES	Not Applicable
01089010706			MIDDLE	NO	Not Applicable
01089010800	UPPER	NO			Not Applicable
01089010801			UPPER	NO	Not Applicable
01089010802			MIDDLE	NO	Not Applicable
01089010901	UPPER	NO			Not Applicable
01089010902	MODERATE	NO	MODERATE	NO	No Change
01089010903			MIDDLE	NO	Not Applicable
01089010904			UPPER	NO	Not Applicable
01089010905			UPPER	NO	Not Applicable
01089011011	UPPER	NO			Not Applicable
01089011012	UPPER	NO	UPPER	NO	No Change
01089011013	UPPER	NO	MIDDLE	NO	UPPER to MIDDLE
01089011014	UPPER	NO			Not Applicable
01089011021	MIDDLE	NO	MODERATE	NO	MIDDLE to MODERATE
01089011022	MIDDLE	NO			Not Applicable
01089011023			UPPER	NO	Not Applicable
01089011024			UPPER	NO	Not Applicable
01089011025			MIDDLE	NO	Not Applicable
01089011026			UPPER	NO	Not Applicable
01089011027			UPPER	NO	Not Applicable
01089011028			MODERATE	NO	Not Applicable
01089011100	MIDDLE	NO	MIDDLE	NO	No Change
01089011200	UPPER	NO			Not Applicable
01089011201			UPPER	NO	Not Applicable

Madison, ALABAMA

Census Tract	2021		2022		Change in Tract Income Class from 2021 through 2022
	Tract Income Class	Minority Tract	Tract Income Class	Minority Tract	
01089011202			UPPER	NO	Not Applicable
01089011203			UPPER	YES	Not Applicable
01089011300	MIDDLE	NO			Not Applicable
01089011301			MIDDLE	NO	Not Applicable
01089011302			UPPER	NO	Not Applicable
01089011400	MODERATE	NO	MIDDLE	NO	MODERATE to MIDDLE

Summary Data: Madison	2021	2022
Number of Census Tracts	73	95
Number of Minority Tracts	22	26
Percentage of Minority Tracts	30.14%	27.37%
Number of Low Income Tracts	12	15
Percentage of Low Income Tracts	16.44%	15.79%
Number of Moderate Income Tracts	19	18
Percentage of Moderate Income Tracts	26.03%	18.95%
Number of Middle Income Tracts	21	26
Percentage of Middle Income Tracts	28.77%	27.37%
Number of Upper Income Tracts	21	35
Percentage of Upper Income Tracts	28.77%	36.84%
Number of NA Income Tracts	0	1
Percentage of NA Income Tracts	0.00%	1.05%



GeoDataVision Report D-1 Census Tract Reference Book 2021/2022: ALABAMA

Marengo, ALABAMA

Census Tract	2021		2022		Change in Tract Income Class from 2021 through 2022
	Tract Income Class	Minority Tract	Tract Income Class	Minority Tract	
01091972900	MODERATE	YES			Not Applicable
01091972901			MIDDLE	YES	Not Applicable
01091972902			MIDDLE	YES	Not Applicable
01091973000	UPPER	YES			Not Applicable
01091973001			MIDDLE	YES	Not Applicable
01091973002			MIDDLE	NO	Not Applicable
01091973100	MIDDLE	YES	MODERATE	YES	MIDDLE to MODERATE
01091973200	MODERATE	YES	UPPER	YES	MODERATE to UPPER
01091973300	MIDDLE	NO	MIDDLE	NO	No Change
01091973400	UPPER	NO	UPPER	NO	No Change

Marengo, ALABAMA

Census Tract	2021		2022		Change in Tract Income Class from 2021 through 2022
	Tract Income Class	Minority Tract	Tract Income Class	Minority Tract	

Summary Data: Marengo	2021	2022
Number of Census Tracts	6	8
Number of Minority Tracts	4	5
Percentage of Minority Tracts	66.67%	62.50%
Number of Low Income Tracts	0	0
Percentage of Low Income Tracts	0.00%	0.00%
Number of Moderate Income Tracts	2	1
Percentage of Moderate Income Tracts	33.33%	12.50%
Number of Middle Income Tracts	2	5
Percentage of Middle Income Tracts	33.33%	62.50%
Number of Upper Income Tracts	2	2
Percentage of Upper Income Tracts	33.33%	25.00%
Number of NA Income Tracts	0	0
Percentage of NA Income Tracts	0.00%	0.00%

Marion, ALABAMA

Census Tract	2021		2022		Change in Tract Income Class from 2021 through 2022
	Tract Income Class	Minority Tract	Tract Income Class	Minority Tract	
01093964000	MODERATE	NO			Not Applicable
01093964001			MIDDLE	NO	Not Applicable
01093964002			MODERATE	NO	Not Applicable



Marion, ALABAMA

Census Tract	2021		2022		Change in Tract Income Class from 2021 through 2022
	Tract Income Class	Minority Tract	Tract Income Class	Minority Tract	
01093964100	MODERATE	NO	MODERATE	NO	No Change
01093964200	MIDDLE	NO	MIDDLE	NO	No Change
01093964300	MIDDLE	NO	MIDDLE	NO	No Change
01093964400	MIDDLE	NO			Not Applicable
01093964401			MIDDLE	NO	Not Applicable
01093964402			MIDDLE	NO	Not Applicable
01093964500	MIDDLE	NO	MIDDLE	NO	No Change
01093964600	MIDDLE	NO	MIDDLE	NO	No Change
01093964700	UPPER	NO			Not Applicable
01093964701			MODERATE	NO	Not Applicable
01093964702			UPPER	NO	Not Applicable

Marion, ALABAMA

Census Tract	2021		2022		Change in Tract Income Class from 2021 through 2022
	Tract Income Class	Minority Tract	Tract Income Class	Minority Tract	

Summary Data: Marion	2021	2022
Number of Census Tracts	8	11
Number of Minority Tracts	0	0
Percentage of Minority Tracts	0.00%	0.00%
Number of Low Income Tracts	0	0
Percentage of Low Income Tracts	0.00%	0.00%
Number of Moderate Income Tracts	2	3
Percentage of Moderate Income Tracts	25.00%	27.27%
Number of Middle Income Tracts	5	7
Percentage of Middle Income Tracts	62.50%	63.64%
Number of Upper Income Tracts	1	1
Percentage of Upper Income Tracts	12.50%	9.09%
Number of NA Income Tracts	0	0
Percentage of NA Income Tracts	0.00%	0.00%

Marshall, ALABAMA

Census Tract	2021		2022		Change in Tract Income Class from 2021 through 2022
	Tract Income Class	Minority Tract	Tract Income Class	Minority Tract	
01095030100	MIDDLE	NO			Not Applicable
01095030101			MODERATE	NO	Not Applicable
01095030102			MODERATE	NO	Not Applicable



GeoDataVision Report D-1 Census Tract Reference Book 2021/2022: ALABAMA

Marshall, ALABAMA

Census Tract	2021		2022		Change in Tract Income Class from 2021 through 2022
	Tract Income Class	Minority Tract	Tract Income Class	Minority Tract	
01095030201	UPPER	NO			Not Applicable
01095030202	UPPER	NO			Not Applicable
01095030203			MIDDLE	NO	Not Applicable
01095030204			MIDDLE	NO	Not Applicable
01095030205			MIDDLE	NO	Not Applicable
01095030206			UPPER	NO	Not Applicable
01095030300	UPPER	NO			Not Applicable
01095030301			UPPER	NO	Not Applicable
01095030302			UPPER	NO	Not Applicable
01095030401	UPPER	NO	MIDDLE	NO	UPPER to MIDDLE
01095030402	UPPER	NO	UPPER	NO	No Change
01095030500	MIDDLE	NO			Not Applicable
01095030501			UPPER	NO	Not Applicable
01095030502			MIDDLE	NO	Not Applicable
01095030600	MIDDLE	NO			Not Applicable
01095030601			UPPER	NO	Not Applicable
01095030602			MIDDLE	NO	Not Applicable
01095030701	UPPER	NO	MIDDLE	NO	UPPER to MIDDLE
01095030702	MIDDLE	NO	MIDDLE	NO	No Change
01095030801	MIDDLE	NO	UPPER	NO	MIDDLE to UPPER
01095030802	MIDDLE	NO			Not Applicable
01095030803			MIDDLE	NO	Not Applicable
01095030804			MIDDLE	YES	Not Applicable
01095030902	UPPER	NO	UPPER	NO	No Change
01095030903	MODERATE	NO	MIDDLE	NO	MODERATE to MIDDLE
01095030904	MIDDLE	NO	MIDDLE	NO	No Change
01095031000	MIDDLE	NO			Not Applicable

Marshall, ALABAMA

Census Tract	2021		2022		Change in Tract Income Class from 2021 through 2022
	Tract Income Class	Minority Tract	Tract Income Class	Minority Tract	
01095031001			MIDDLE	NO	Not Applicable
01095031002			MIDDLE	NO	Not Applicable
01095031100	MODERATE	NO	MIDDLE	NO	MODERATE to MIDDLE
01095031200	UPPER	NO	MIDDLE	NO	UPPER to MIDDLE

Summary Data: Marshall	2021	2022
Number of Census Tracts	18	26
Number of Minority Tracts	0	1
Percentage of Minority Tracts	0.00%	3.85%
Number of Low Income Tracts	0	0
Percentage of Low Income Tracts	0.00%	0.00%
Number of Moderate Income Tracts	2	2
Percentage of Moderate Income Tracts	11.11%	7.69%
Number of Middle Income Tracts	8	16
Percentage of Middle Income Tracts	44.44%	61.54%
Number of Upper Income Tracts	8	8
Percentage of Upper Income Tracts	44.44%	30.77%
Number of NA Income Tracts	0	0
Percentage of NA Income Tracts	0.00%	0.00%



Tracts with empty cells are new or discontinued tracts

Mobile, ALABAMA

Census Tract	2021		2022		Change in Tract Income Class from 2021 through 2022
	Tract Income Class	Minority Tract	Tract Income Class	Minority Tract	
01097000200	UPPER	NO	UPPER	NO	No Change
01097000401	LOW	YES	MODERATE	YES	LOW to MODERATE
01097000402	LOW	YES	LOW	YES	No Change
01097000500	LOW	YES	LOW	YES	No Change
01097000600	LOW	YES	MODERATE	YES	LOW to MODERATE
01097000701	MODERATE	YES	MODERATE	YES	No Change
01097000702	LOW	YES	MODERATE	YES	LOW to MODERATE
01097000800	MODERATE	YES			Not Applicable
01097000801			MODERATE	YES	Not Applicable
01097000802			NA	YES	Not Applicable
01097000901	UPPER	NO	UPPER	NO	No Change
01097000902	UPPER	NO	UPPER	NO	No Change
01097000903	UPPER	YES	MIDDLE	YES	UPPER to MIDDLE
01097001001	MIDDLE	NO	MIDDLE	NO	No Change
01097001002	MIDDLE	YES	UPPER	YES	MIDDLE to UPPER
01097001100	MODERATE	YES	MIDDLE	YES	MODERATE to MIDDLE
01097001200	LOW	YES	MODERATE	YES	LOW to MODERATE
01097001302	LOW	YES	MODERATE	YES	LOW to MODERATE
01097001400	LOW	YES	MIDDLE	YES	LOW to MIDDLE
01097001501	LOW	YES	LOW	YES	No Change
01097001502	LOW	YES	LOW	YES	No Change
01097001800	MODERATE	YES	MODERATE	YES	No Change
01097001901	MODERATE	YES	MIDDLE	YES	MODERATE to MIDDLE
01097001902	MIDDLE	YES	MIDDLE	YES	No Change
01097002000	UPPER	NO	UPPER	NO	No Change
01097002100	MODERATE	YES	MODERATE	YES	No Change
01097002200	MODERATE	YES	MODERATE	YES	No Change

Mobile, ALABAMA

Census Tract	2021		2022		Change in Tract Income Class from 2021 through 2022
	Tract Income Class	Minority Tract	Tract Income Class	Minority Tract	
01097002301	MODERATE	YES	MIDDLE	YES	MODERATE to MIDDLE
01097002302	LOW	YES	MODERATE	YES	LOW to MODERATE
01097002400	MODERATE	YES	MODERATE	YES	No Change
01097002501	UPPER	NO	UPPER	NO	No Change
01097002502	UPPER	NO	UPPER	NO	No Change
01097002600	MODERATE	YES	MODERATE	YES	No Change
01097002700	LOW	YES	LOW	YES	No Change
01097002800	MODERATE	NO	MODERATE	YES	No Change
01097002900	MODERATE	YES	MODERATE	YES	No Change
01097003000	MIDDLE	NO	MIDDLE	YES	No Change
01097003100	UPPER	NO	UPPER	NO	No Change
01097003202	MIDDLE	YES	MODERATE	YES	MIDDLE to MODERATE
01097003203	MIDDLE	NO	MIDDLE	YES	No Change
01097003204	MODERATE	YES			Not Applicable
01097003205	MODERATE	YES	MODERATE	YES	No Change
01097003206			MODERATE	YES	Not Applicable
01097003207			MODERATE	YES	Not Applicable
01097003301	MIDDLE	NO	MIDDLE	NO	No Change
01097003302	UPPER	NO	UPPER	NO	No Change
01097003402	MIDDLE	YES	MODERATE	YES	MIDDLE to MODERATE
01097003404	MODERATE	YES	MODERATE	YES	No Change
01097003405	MIDDLE	YES	MIDDLE	YES	No Change
01097003406	MIDDLE	YES	MODERATE	YES	MIDDLE to MODERATE
01097003407	UPPER	YES			Not Applicable
01097003408	MIDDLE	YES	MIDDLE	YES	No Change
01097003409			MIDDLE	NO	Not Applicable
01097003410			MIDDLE	YES	Not Applicable



Tracts with empty cells are new or discontinued tracts

GeoDataVision Report D-1 Census Tract Reference Book 2021/2022: ALABAMA

Mobile, ALABAMA

Census Tract	2021		2022		Change in Tract Income Class from 2021 through 2022
	Tract Income Class	Minority Tract	Tract Income Class	Minority Tract	
01097003501	UPPER	NO	UPPER	NO	No Change
01097003502	UPPER	NO	UPPER	NO	No Change
01097003602	LOW	YES	MODERATE	YES	LOW to MODERATE
01097003605	NA	NO			Not Applicable
01097003606	UPPER	NO	MIDDLE	NO	UPPER to MIDDLE
01097003607	MIDDLE	YES	MIDDLE	YES	No Change
01097003608	UPPER	YES	MODERATE	YES	UPPER to MODERATE
01097003703	UPPER	NO	MODERATE	NO	UPPER to MODERATE
01097003704	UPPER	NO	MIDDLE	NO	UPPER to MIDDLE
01097003705	UPPER	NO	MIDDLE	NO	UPPER to MIDDLE
01097003706	UPPER	NO	UPPER	NO	No Change
01097003707	MIDDLE	NO	UPPER	YES	MIDDLE to UPPER
01097003708	UPPER	NO	UPPER	NO	No Change
01097003709	UPPER	NO			Not Applicable
01097003710	MIDDLE	NO	MIDDLE	NO	No Change
01097003711			MIDDLE	NO	Not Applicable
01097003712			UPPER	NO	Not Applicable
01097003800	MIDDLE	YES	MODERATE	NO	MIDDLE to MODERATE
01097003901	MODERATE	YES	MODERATE	YES	No Change
01097003902	MODERATE	YES	MODERATE	YES	No Change
01097004000	LOW	YES	MODERATE	YES	LOW to MODERATE
01097004100	LOW	YES	MODERATE	YES	LOW to MODERATE
01097004800	LOW	YES	LOW	YES	No Change
01097004900	MODERATE	YES	LOW	YES	MODERATE to LOW
01097005000	MODERATE	YES	LOW	YES	MODERATE to LOW
01097005100	LOW	YES	LOW	YES	No Change
01097005200	MODERATE	NO	MODERATE	NO	No Change

Mobile, ALABAMA

Census Tract	2021		2022		Change in Tract Income Class from 2021 through 2022
	Tract Income Class	Minority Tract	Tract Income Class	Minority Tract	
01097005300	MODERATE	NO	MIDDLE	NO	MODERATE to MIDDLE
01097005400	MIDDLE	NO	MIDDLE	NO	No Change
01097005500	MODERATE	NO	MIDDLE	NO	MODERATE to MIDDLE
01097005600	UPPER	NO			Not Applicable
01097005601			UPPER	NO	Not Applicable
01097005602			UPPER	NO	Not Applicable
01097005700	UPPER	NO			Not Applicable
01097005701			UPPER	NO	Not Applicable
01097005702			UPPER	NO	Not Applicable
01097005800	MODERATE	YES	MIDDLE	YES	MODERATE to MIDDLE
01097005900	MIDDLE	NO	MIDDLE	NO	No Change
01097006000	MIDDLE	NO	MIDDLE	NO	No Change
01097006102	MIDDLE	NO	MODERATE	NO	MIDDLE to MODERATE
01097006103	MIDDLE	YES	MODERATE	YES	MIDDLE to MODERATE
01097006104	MIDDLE	NO	MIDDLE	NO	No Change
01097006105	MIDDLE	NO			Not Applicable
01097006106			UPPER	NO	Not Applicable
01097006107			MIDDLE	NO	Not Applicable
01097006200	MIDDLE	NO			Not Applicable
01097006201			MIDDLE	NO	Not Applicable
01097006202			MIDDLE	NO	Not Applicable
01097006301	MIDDLE	NO			Not Applicable
01097006302	UPPER	NO			Not Applicable
01097006303			UPPER	NO	Not Applicable
01097006304			MIDDLE	NO	Not Applicable
01097006305			MODERATE	NO	Not Applicable
01097006306			UPPER	NO	Not Applicable



GeoDataVision Report D-1 Census Tract Reference Book 2021/2022: ALABAMA

Mobile, ALABAMA

Census Tract	2021		2022		Change in Tract Income Class from 2021 through 2022
	Tract Income Class	Minority Tract	Tract Income Class	Minority Tract	
01097006307			MIDDLE	NO	Not Applicable
01097006402	MIDDLE	NO	MIDDLE	NO	No Change
01097006403	MODERATE	NO	MIDDLE	NO	MODERATE to MIDDLE
01097006404	UPPER	NO			Not Applicable
01097006405	UPPER	NO			Not Applicable
01097006406	UPPER	NO			Not Applicable
01097006407	UPPER	NO	MIDDLE	NO	UPPER to MIDDLE
01097006408			UPPER	NO	Not Applicable
01097006409			UPPER	NO	Not Applicable
01097006410			UPPER	NO	Not Applicable
01097006411			MIDDLE	NO	Not Applicable
01097006412			UPPER	NO	Not Applicable
01097006413			UPPER	NO	Not Applicable
01097006501	MIDDLE	NO	MIDDLE	NO	No Change
01097006502	UPPER	NO			Not Applicable
01097006503			UPPER	NO	Not Applicable
01097006504			MIDDLE	NO	Not Applicable
01097006505			MIDDLE	NO	Not Applicable
01097006600	MIDDLE	NO	MIDDLE	NO	No Change
01097006701	MIDDLE	NO			Not Applicable
01097006702	MIDDLE	NO	MIDDLE	NO	No Change
01097006703			MIDDLE	NO	Not Applicable
01097006704			MIDDLE	NO	Not Applicable
01097006801	UPPER	NO			Not Applicable
01097006802	MIDDLE	NO	MODERATE	NO	MIDDLE to MODERATE
01097006803			UPPER	NO	Not Applicable
01097006804			UPPER	NO	Not Applicable

Mobile, ALABAMA

Census Tract	2021		2022		Change in Tract Income Class from 2021 through 2022
	Tract Income Class	Minority Tract	Tract Income Class	Minority Tract	
01097006901	MIDDLE	NO			Not Applicable
01097006902	MIDDLE	NO	MODERATE	NO	MIDDLE to MODERATE
01097006903			MIDDLE	NO	Not Applicable
01097006904			MODERATE	NO	Not Applicable
01097007000	UPPER	NO	UPPER	NO	No Change
01097007101	MIDDLE	NO	MIDDLE	NO	No Change
01097007102	MODERATE	YES	MIDDLE	YES	MODERATE to MIDDLE
01097007103	MIDDLE	NO	UPPER	NO	MIDDLE to UPPER
01097007201	MIDDLE	NO	MIDDLE	NO	No Change
01097007202	MIDDLE	NO			Not Applicable
01097007203			UPPER	NO	Not Applicable
01097007204			MIDDLE	NO	Not Applicable
01097007300	MODERATE	NO	MODERATE	NO	No Change
01097007400	MIDDLE	YES	MODERATE	YES	MIDDLE to MODERATE
01097007500	LOW	YES	MODERATE	YES	LOW to MODERATE
01097007600	LOW	YES	MODERATE	YES	LOW to MODERATE
01097007700	MODERATE	YES	MODERATE	YES	No Change
01097980000			NA	NO	Not Applicable
01097990000	NA	NO	NA	NO	No Change



Tracts with empty cells are new or discontinued tracts

Mobile, ALABAMA

Census Tract	2021		2022		Change in Tract Income Class from 2021 through 2022
	Tract Income Class	Minority Tract	Tract Income Class	Minority Tract	

Summary Data: Mobile	2021	2022
Number of Census Tracts	115	135
Number of Minority Tracts	54	59
Percentage of Minority Tracts	46.96%	43.70%
Number of Low Income Tracts	19	9
Percentage of Low Income Tracts	16.52%	6.67%
Number of Moderate Income Tracts	27	42
Percentage of Moderate Income Tracts	23.48%	31.11%
Number of Middle Income Tracts	37	48
Percentage of Middle Income Tracts	32.17%	35.56%
Number of Upper Income Tracts	30	33
Percentage of Upper Income Tracts	26.09%	24.44%
Number of NA Income Tracts	2	3
Percentage of NA Income Tracts	1.74%	2.22%

Monroe, ALABAMA

Census Tract	2021		2022		Change in Tract Income Class from 2021 through 2022
	Tract Income Class	Minority Tract	Tract Income Class	Minority Tract	
01099075900	MIDDLE	YES			Not Applicable
01099075901			MIDDLE	YES	Not Applicable
01099075902			MIDDLE	YES	Not Applicable
01099076000	MODERATE	YES	MIDDLE	YES	MODERATE to MIDDLE
01099076100	MIDDLE	NO			Not Applicable
01099076101			MIDDLE	NO	Not Applicable
01099076102			MIDDLE	NO	Not Applicable
01099076200	MIDDLE	NO	MIDDLE	NO	No Change

Monroe, ALABAMA

Census Tract	2021		2022		Change in Tract Income Class from 2021 through 2022
	Tract Income Class	Minority Tract	Tract Income Class	Minority Tract	
01099075600	MIDDLE	YES	NA	YES	MIDDLE to NA
01099075700	MODERATE	YES	MODERATE	YES	No Change
01099075800	MODERATE	YES	MIDDLE	YES	MODERATE to MIDDLE



Monroe, ALABAMA

Census Tract	2021		2022		Change in Tract Income Class from 2021 through 2022
	Tract Income Class	Minority Tract	Tract Income Class	Minority Tract	
Summary Data: Monroe			2021	2022	
Number of Census Tracts			7	9	
Number of Minority Tracts			5	6	
Percentage of Minority Tracts			71.43%	66.67%	
Number of Low Income Tracts			0	0	
Percentage of Low Income Tracts			0.00%	0.00%	
Number of Moderate Income Tracts			3	1	
Percentage of Moderate Income Tracts			42.86%	11.11%	
Number of Middle Income Tracts			4	7	
Percentage of Middle Income Tracts			57.14%	77.78%	
Number of Upper Income Tracts			0	0	
Percentage of Upper Income Tracts			0.00%	0.00%	
Number of NA Income Tracts			0	1	
Percentage of NA Income Tracts			0.00%	11.11%	

Montgomery, ALABAMA

Census Tract	2021		2022		Change in Tract Income Class from 2021 through 2022
	Tract Income Class	Minority Tract	Tract Income Class	Minority Tract	
01101000100	NA	YES	NA	YES	No Change
01101000200	MIDDLE	YES	MODERATE	YES	MIDDLE to MODERATE
01101000300	LOW	YES	LOW	YES	No Change

Montgomery, ALABAMA

Census Tract	2021		2022		Change in Tract Income Class from 2021 through 2022
	Tract Income Class	Minority Tract	Tract Income Class	Minority Tract	
01101000400	LOW	YES	LOW	YES	No Change
01101000500	MODERATE	YES	MODERATE	YES	No Change
01101000600	LOW	YES	LOW	YES	No Change
01101000700	MODERATE	YES	MODERATE	YES	No Change
01101000900	UPPER	NO	UPPER	NO	No Change
01101001000	LOW	YES	LOW	YES	No Change
01101001100	LOW	YES	LOW	YES	No Change
01101001200	LOW	YES	NA	YES	LOW to NA
01101001300	MIDDLE	YES	MIDDLE	YES	No Change
01101001400	UPPER	NO	UPPER	NO	No Change
01101001500	MODERATE	YES	MODERATE	YES	No Change
01101001600	MODERATE	YES	MODERATE	YES	No Change
01101001700	MODERATE	NO	MODERATE	NO	No Change
01101001800	MIDDLE	NO	MIDDLE	NO	No Change
01101001900	MIDDLE	NO	MIDDLE	NO	No Change
01101002000	UPPER	NO	UPPER	NO	No Change
01101002100	MODERATE	YES	MIDDLE	YES	MODERATE to MIDDLE
01101002201	MODERATE	YES	LOW	YES	MODERATE to LOW
01101002202	LOW	YES	LOW	YES	No Change
01101002300	MODERATE	YES	LOW	YES	MODERATE to LOW
01101002400	MODERATE	YES	LOW	YES	MODERATE to LOW
01101002500	MODERATE	YES	MODERATE	YES	No Change
01101002600	MIDDLE	NO	MIDDLE	NO	No Change
01101002700	UPPER	NO	UPPER	NO	No Change
01101002800	MIDDLE	YES	MODERATE	YES	MIDDLE to MODERATE
01101002900	MODERATE	YES			Not Applicable
01101002901			MODERATE	YES	Not Applicable



Montgomery, ALABAMA

Census Tract	2021		2022		Change in Tract Income Class from 2021 through 2022
	Tract Income Class	Minority Tract	Tract Income Class	Minority Tract	
01101002902			MODERATE	YES	Not Applicable
01101003000	LOW	YES	LOW	YES	No Change
01101003100	MIDDLE	YES	MODERATE	YES	MIDDLE to MODERATE
01101003200	MIDDLE	YES	MODERATE	YES	MIDDLE to MODERATE
01101003301	UPPER	NO	UPPER	NO	No Change
01101003302	MIDDLE	YES			Not Applicable
01101003303			MIDDLE	YES	Not Applicable
01101003304			MIDDLE	YES	Not Applicable
01101005101	UPPER	YES	MIDDLE	YES	UPPER to MIDDLE
01101005102	LOW	YES	MODERATE	YES	LOW to MODERATE
01101005301	MIDDLE	YES	MIDDLE	NO	No Change
01101005302	MODERATE	YES	MIDDLE	YES	MODERATE to MIDDLE
01101005402	MIDDLE	YES	MODERATE	YES	MIDDLE to MODERATE
01101005403	MODERATE	YES	MODERATE	YES	No Change
01101005406	UPPER	NO			Not Applicable
01101005407	UPPER	NO	MIDDLE	YES	UPPER to MIDDLE
01101005408	UPPER	NO			Not Applicable
01101005409	MIDDLE	YES	MIDDLE	YES	No Change
01101005410	MODERATE	YES	MODERATE	YES	No Change
01101005411			UPPER	NO	Not Applicable
01101005412			UPPER	NO	Not Applicable
01101005413			UPPER	NO	Not Applicable
01101005414			MIDDLE	YES	Not Applicable
01101005501	UPPER	YES	MIDDLE	YES	UPPER to MIDDLE
01101005502	UPPER	NO	UPPER	YES	No Change
01101005503	UPPER	NO	UPPER	NO	No Change
01101005504	UPPER	NO	UPPER	NO	No Change

Montgomery, ALABAMA

Census Tract	2021		2022		Change in Tract Income Class from 2021 through 2022
	Tract Income Class	Minority Tract	Tract Income Class	Minority Tract	
01101005603	LOW	YES			Not Applicable
01101005604	UPPER	NO	UPPER	NO	No Change
01101005605	UPPER	YES	MIDDLE	YES	UPPER to MIDDLE
01101005606	MODERATE	YES	MIDDLE	YES	MODERATE to MIDDLE
01101005607	UPPER	NO	UPPER	YES	No Change
01101005608	UPPER	NO	UPPER	NO	No Change
01101005609	MIDDLE	YES	UPPER	YES	MIDDLE to UPPER
01101005610	MIDDLE	YES	MIDDLE	YES	No Change
01101005611	UPPER	NO	UPPER	NO	No Change
01101005612	MIDDLE	NO	UPPER	YES	MIDDLE to UPPER
01101005613			MODERATE	YES	Not Applicable
01101005614			LOW	YES	Not Applicable
01101005700	MODERATE	NO	MIDDLE	NO	MODERATE to MIDDLE
01101005800	MODERATE	NO	MIDDLE	NO	MODERATE to MIDDLE
01101005901	MIDDLE	NO			Not Applicable
01101005902	LOW	YES	MODERATE	YES	LOW to MODERATE
01101005903			UPPER	NO	Not Applicable
01101005904			MIDDLE	YES	Not Applicable
01101006000	MODERATE	YES	MIDDLE	YES	MODERATE to MIDDLE
01101006100	MODERATE	YES	MODERATE	YES	No Change



Montgomery, ALABAMA

Census Tract	2021		2022		Change in Tract Income Class from 2021 through 2022
	Tract Income Class	Minority Tract	Tract Income Class	Minority Tract	

Summary Data: Montgomery	2021	2022
Number of Census Tracts	65	71
Number of Minority Tracts	42	50
Percentage of Minority Tracts	64.62%	70.42%
Number of Low Income Tracts	11	11
Percentage of Low Income Tracts	16.92%	15.49%
Number of Moderate Income Tracts	19	19
Percentage of Moderate Income Tracts	29.23%	26.76%
Number of Middle Income Tracts	16	21
Percentage of Middle Income Tracts	24.62%	29.58%
Number of Upper Income Tracts	18	18
Percentage of Upper Income Tracts	27.69%	25.35%
Number of NA Income Tracts	1	2
Percentage of NA Income Tracts	1.54%	2.82%

Morgan, ALABAMA

Census Tract	2021		2022		Change in Tract Income Class from 2021 through 2022
	Tract Income Class	Minority Tract	Tract Income Class	Minority Tract	
01103000100	MODERATE	NO	MODERATE	YES	No Change
01103000200	UPPER	NO	UPPER	NO	No Change
01103000300	MIDDLE	NO	MIDDLE	NO	No Change

Morgan, ALABAMA

Census Tract	2021		2022		Change in Tract Income Class from 2021 through 2022
	Tract Income Class	Minority Tract	Tract Income Class	Minority Tract	
01103000400	MIDDLE	NO	MIDDLE	NO	No Change
01103000600	LOW	YES	LOW	YES	No Change
01103000700	MODERATE	YES	MODERATE	YES	No Change
01103000800	MODERATE	NO	MIDDLE	YES	MODERATE to MIDDLE
01103000900	LOW	YES	MODERATE	YES	LOW to MODERATE
01103001000	MIDDLE	NO	MIDDLE	YES	No Change
01103005101	UPPER	NO	MIDDLE	NO	UPPER to MIDDLE
01103005103	MIDDLE	NO	UPPER	NO	MIDDLE to UPPER
01103005105	UPPER	NO	UPPER	NO	No Change
01103005106	MIDDLE	NO	MIDDLE	NO	No Change
01103005107	UPPER	NO	UPPER	NO	No Change
01103005108	UPPER	NO	UPPER	NO	No Change
01103005109	MODERATE	YES	MODERATE	YES	No Change
01103005200	MIDDLE	NO			Not Applicable
01103005201			MIDDLE	NO	Not Applicable
01103005202			MIDDLE	NO	Not Applicable
01103005301	UPPER	NO			Not Applicable
01103005302	UPPER	NO	MIDDLE	NO	UPPER to MIDDLE
01103005303	MIDDLE	NO	MIDDLE	NO	No Change
01103005304	MIDDLE	NO	MIDDLE	NO	No Change
01103005305			MIDDLE	NO	Not Applicable
01103005306			MIDDLE	NO	Not Applicable
01103005404	UPPER	NO	UPPER	NO	No Change
01103005405	MIDDLE	NO	MIDDLE	NO	No Change
01103005500	MIDDLE	NO	MIDDLE	NO	No Change
01103005600	MIDDLE	NO			Not Applicable
01103005601			UPPER	NO	Not Applicable



Morgan, ALABAMA

Census Tract	2021		2022		Change in Tract Income Class from 2021 through 2022
	Tract Income Class	Minority Tract	Tract Income Class	Minority Tract	
01103005602			MIDDLE	NO	Not Applicable
01103005701	MIDDLE	NO	MIDDLE	NO	No Change
01103005702	MIDDLE	NO			Not Applicable
01103005703			UPPER	NO	Not Applicable
01103005704			UPPER	NO	Not Applicable

Summary Data: Morgan	2021	2022
Number of Census Tracts	27	31
Number of Minority Tracts	4	7
Percentage of Minority Tracts	14.81%	22.58%
Number of Low Income Tracts	2	1
Percentage of Low Income Tracts	7.41%	3.23%
Number of Moderate Income Tracts	4	4
Percentage of Moderate Income Tracts	14.81%	12.90%
Number of Middle Income Tracts	13	17
Percentage of Middle Income Tracts	48.15%	54.84%
Number of Upper Income Tracts	8	9
Percentage of Upper Income Tracts	29.63%	29.03%
Number of NA Income Tracts	0	0
Percentage of NA Income Tracts	0.00%	0.00%

Perry, ALABAMA

Census Tract	2021		2022		Change in Tract Income Class from 2021 through 2022
	Tract Income Class	Minority Tract	Tract Income Class	Minority Tract	
01105686800	MODERATE	NO	NA	NO	MODERATE to NA
01105687000	MIDDLE	YES			Not Applicable
01105687001			MODERATE	NO	Not Applicable
01105687002			MODERATE	YES	Not Applicable
01105687100	MODERATE	YES	LOW	YES	MODERATE to LOW

Summary Data: Perry	2021	2022
Number of Census Tracts	3	4
Number of Minority Tracts	2	2
Percentage of Minority Tracts	66.67%	50.00%
Number of Low Income Tracts	0	1
Percentage of Low Income Tracts	0.00%	25.00%
Number of Moderate Income Tracts	2	2
Percentage of Moderate Income Tracts	66.67%	50.00%
Number of Middle Income Tracts	1	0
Percentage of Middle Income Tracts	33.33%	0.00%
Number of Upper Income Tracts	0	0
Percentage of Upper Income Tracts	0.00%	0.00%
Number of NA Income Tracts	0	1
Percentage of NA Income Tracts	0.00%	25.00%



Pickens, ALABAMA

Census Tract	2021		2022		Change in Tract Income Class from 2021 through 2022
	Tract Income Class	Minority Tract	Tract Income Class	Minority Tract	
01107050000	MIDDLE	NO	MIDDLE	NO	No Change
01107050100	MODERATE	NO	MODERATE	NO	No Change
01107050200	MIDDLE	NO	MIDDLE	NO	No Change
01107050300	MODERATE	YES	MODERATE	YES	No Change
01107050400	MODERATE	YES			Not Applicable
01107050401			MODERATE	YES	Not Applicable
01107050402			MIDDLE	YES	Not Applicable

Summary Data: Pickens

	2021	2022
Number of Census Tracts	5	6
Number of Minority Tracts	2	3
Percentage of Minority Tracts	40.00%	50.00%
Number of Low Income Tracts	0	0
Percentage of Low Income Tracts	0.00%	0.00%
Number of Moderate Income Tracts	3	3
Percentage of Moderate Income Tracts	60.00%	50.00%
Number of Middle Income Tracts	2	3
Percentage of Middle Income Tracts	40.00%	50.00%
Number of Upper Income Tracts	0	0
Percentage of Upper Income Tracts	0.00%	0.00%
Number of NA Income Tracts	0	0
Percentage of NA Income Tracts	0.00%	0.00%

Pike, ALABAMA

Census Tract	2021		2022		Change in Tract Income Class from 2021 through 2022
	Tract Income Class	Minority Tract	Tract Income Class	Minority Tract	
01109188600	UPPER	NO	MIDDLE	NO	UPPER to MIDDLE
01109188700	MODERATE	NO	MIDDLE	YES	MODERATE to MIDDLE
01109188800	MIDDLE	NO	UPPER	NO	MIDDLE to UPPER
01109188900	MODERATE	YES	MIDDLE	YES	MODERATE to MIDDLE
01109189000	UPPER	NO			Not Applicable
01109189001			MIDDLE	NO	Not Applicable
01109189002			UPPER	NO	Not Applicable
01109189003			MIDDLE	NO	Not Applicable
01109189100	MIDDLE	NO			Not Applicable
01109189101			MODERATE	NO	Not Applicable
01109189102			UPPER	NO	Not Applicable
01109189200	MIDDLE	NO	MIDDLE	NO	No Change
01109189300	MIDDLE	YES	MIDDLE	YES	No Change



Pike, ALABAMA

Census Tract	2021		2022		Change in Tract Income Class from 2021 through 2022
	Tract Income Class	Minority Tract	Tract Income Class	Minority Tract	

Summary Data: Pike	2021	2022
Number of Census Tracts	8	11
Number of Minority Tracts	2	3
Percentage of Minority Tracts	25.00%	27.27%
Number of Low Income Tracts	0	0
Percentage of Low Income Tracts	0.00%	0.00%
Number of Moderate Income Tracts	2	1
Percentage of Moderate Income Tracts	25.00%	9.09%
Number of Middle Income Tracts	4	7
Percentage of Middle Income Tracts	50.00%	63.64%
Number of Upper Income Tracts	2	3
Percentage of Upper Income Tracts	25.00%	27.27%
Number of NA Income Tracts	0	0
Percentage of NA Income Tracts	0.00%	0.00%

Randolph, ALABAMA

Census Tract	2021		2022		Change in Tract Income Class from 2021 through 2022
	Tract Income Class	Minority Tract	Tract Income Class	Minority Tract	
01111000100	MIDDLE	NO	MIDDLE	NO	No Change
01111000200	MIDDLE	NO	UPPER	NO	MIDDLE to UPPER
01111000300	MIDDLE	NO	MIDDLE	NO	No Change

Randolph, ALABAMA

Census Tract	2021		2022		Change in Tract Income Class from 2021 through 2022
	Tract Income Class	Minority Tract	Tract Income Class	Minority Tract	
01111000400	MIDDLE	NO	MIDDLE	NO	No Change
01111000500	MIDDLE	NO	MIDDLE	NO	No Change
01111000600	MIDDLE	NO	MIDDLE	NO	No Change

Summary Data: Randolph	2021	2022
Number of Census Tracts	6	6
Number of Minority Tracts	0	0
Percentage of Minority Tracts	0.00%	0.00%
Number of Low Income Tracts	0	0
Percentage of Low Income Tracts	0.00%	0.00%
Number of Moderate Income Tracts	0	0
Percentage of Moderate Income Tracts	0.00%	0.00%
Number of Middle Income Tracts	6	5
Percentage of Middle Income Tracts	100.00%	83.33%
Number of Upper Income Tracts	0	1
Percentage of Upper Income Tracts	0.00%	16.67%
Number of NA Income Tracts	0	0
Percentage of NA Income Tracts	0.00%	0.00%

Russell, ALABAMA

Census Tract	2021		2022		Change in Tract Income Class from 2021 through 2022
	Tract Income Class	Minority Tract	Tract Income Class	Minority Tract	



GeoDataVision Report D-1 Census Tract Reference Book 2021/2022: ALABAMA

Russell, ALABAMA

Census Tract	2021		2022		Change in Tract Income Class from 2021 through 2022
	Tract Income Class	Minority Tract	Tract Income Class	Minority Tract	
01113030200	LOW	YES	LOW	YES	No Change
01113030300	MODERATE	NO	MODERATE	NO	No Change
01113030401	MIDDLE	NO			Not Applicable
01113030402	UPPER	NO	MIDDLE	NO	UPPER to MIDDLE
01113030403			MIDDLE	NO	Not Applicable
01113030404			MODERATE	NO	Not Applicable
01113030500	MIDDLE	NO	UPPER	NO	MIDDLE to UPPER
01113030600	MODERATE	YES			Not Applicable
01113030601			MODERATE	YES	Not Applicable
01113030602			MODERATE	YES	Not Applicable
01113030700	MODERATE	YES	MODERATE	YES	No Change
01113030800	MODERATE	YES	LOW	YES	MODERATE to LOW
01113030901	MODERATE	NO			Not Applicable
01113030902	UPPER	YES			Not Applicable
01113030903			UPPER	YES	Not Applicable
01113030904			MIDDLE	YES	Not Applicable
01113030905			MIDDLE	YES	Not Applicable
01113030906			MODERATE	NO	Not Applicable
01113030907			MIDDLE	NO	Not Applicable
01113031000	MIDDLE	NO	MIDDLE	NO	No Change
01113031100	MODERATE	YES	MODERATE	YES	No Change
01113031200	MIDDLE	NO	MIDDLE	NO	No Change

Russell, ALABAMA

Census Tract	2021		2022		Change in Tract Income Class from 2021 through 2022
	Tract Income Class	Minority Tract	Tract Income Class	Minority Tract	

Summary Data: Russell	2021	2022
Number of Census Tracts	13	18
Number of Minority Tracts	6	9
Percentage of Minority Tracts	46.15%	50.00%
Number of Low Income Tracts	1	2
Percentage of Low Income Tracts	7.69%	11.11%
Number of Moderate Income Tracts	6	7
Percentage of Moderate Income Tracts	46.15%	38.89%
Number of Middle Income Tracts	4	7
Percentage of Middle Income Tracts	30.77%	38.89%
Number of Upper Income Tracts	2	2
Percentage of Upper Income Tracts	15.38%	11.11%
Number of NA Income Tracts	0	0
Percentage of NA Income Tracts	0.00%	0.00%

Shelby, ALABAMA

Census Tract	2021		2022		Change in Tract Income Class from 2021 through 2022
	Tract Income Class	Minority Tract	Tract Income Class	Minority Tract	
01117030102	MIDDLE	NO	MIDDLE	NO	No Change
01117030103	UPPER	NO	MIDDLE	NO	UPPER to MIDDLE
01117030211	UPPER	NO	UPPER	NO	No Change



GeoDataVision Report D-1 Census Tract Reference Book 2021/2022: ALABAMA

Shelby, ALABAMA

Census Tract	2021		2022		Change in Tract Income Class from 2021 through 2022
	Tract Income Class	Minority Tract	Tract Income Class	Minority Tract	
01117030212	MIDDLE	YES	MIDDLE	NO	No Change
01117030213	UPPER	NO			Not Applicable
01117030214	UPPER	NO			Not Applicable
01117030215	UPPER	NO	MIDDLE	NO	UPPER to MIDDLE
01117030216	UPPER	NO	UPPER	NO	No Change
01117030217	UPPER	NO			Not Applicable
01117030218			UPPER	NO	Not Applicable
01117030219			UPPER	NO	Not Applicable
01117030220			UPPER	NO	Not Applicable
01117030221			UPPER	NO	Not Applicable
01117030303	UPPER	NO			Not Applicable
01117030304	UPPER	NO	UPPER	NO	No Change
01117030305	UPPER	NO	UPPER	NO	No Change
01117030306	MIDDLE	NO	MIDDLE	NO	No Change
01117030314	MIDDLE	NO	MIDDLE	NO	No Change
01117030315	MIDDLE	NO	MIDDLE	NO	No Change
01117030316	MIDDLE	NO	MIDDLE	NO	No Change
01117030317	UPPER	NO	UPPER	NO	No Change
01117030319	MIDDLE	YES	MIDDLE	YES	No Change
01117030320	UPPER	NO	MIDDLE	NO	UPPER to MIDDLE
01117030330	UPPER	NO	UPPER	NO	No Change
01117030331	UPPER	NO	UPPER	NO	No Change
01117030332	UPPER	NO			Not Applicable
01117030333	UPPER	NO			Not Applicable
01117030334	UPPER	NO			Not Applicable
01117030336	UPPER	NO	UPPER	NO	No Change
01117030337	UPPER	NO	MIDDLE	NO	UPPER to MIDDLE

Shelby, ALABAMA

Census Tract	2021		2022		Change in Tract Income Class from 2021 through 2022
	Tract Income Class	Minority Tract	Tract Income Class	Minority Tract	
01117030340	UPPER	NO	MIDDLE	NO	UPPER to MIDDLE
01117030341	MIDDLE	NO	MIDDLE	YES	No Change
01117030342	UPPER	NO			Not Applicable
01117030344	UPPER	NO			Not Applicable
01117030345	UPPER	NO	UPPER	NO	No Change
01117030346			UPPER	NO	Not Applicable
01117030347			MIDDLE	NO	Not Applicable
01117030348			UPPER	NO	Not Applicable
01117030349			MIDDLE	NO	Not Applicable
01117030350			UPPER	NO	Not Applicable
01117030351			UPPER	NO	Not Applicable
01117030352			UPPER	NO	Not Applicable
01117030405	MODERATE	NO	MODERATE	NO	No Change
01117030406	MIDDLE	NO	MIDDLE	NO	No Change
01117030407	MODERATE	NO	MIDDLE	NO	MODERATE to MIDDLE
01117030408	MODERATE	NO	MODERATE	NO	No Change
01117030501	MIDDLE	NO			Not Applicable
01117030502	UPPER	NO	MIDDLE	NO	UPPER to MIDDLE
01117030503			UPPER	NO	Not Applicable
01117030504			MIDDLE	NO	Not Applicable
01117030604	UPPER	NO			Not Applicable
01117030605	MIDDLE	NO			Not Applicable
01117030607	UPPER	NO	UPPER	NO	No Change
01117030608	UPPER	NO			Not Applicable
01117030609	UPPER	NO			Not Applicable
01117030610			MIDDLE	NO	Not Applicable
01117030611			UPPER	NO	Not Applicable



Tracts with empty cells are new or discontinued tracts

Shelby, ALABAMA

Census Tract	2021		2022		Change in Tract Income Class from 2021 through 2022
	Tract Income Class	Minority Tract	Tract Income Class	Minority Tract	
01117030612			UPPER	NO	Not Applicable
01117030613			MIDDLE	NO	Not Applicable
01117030614			MIDDLE	NO	Not Applicable
01117030615			UPPER	NO	Not Applicable
01117030616			UPPER	NO	Not Applicable
01117030701	UPPER	NO	MIDDLE	NO	UPPER to MIDDLE
01117030703	MODERATE	NO	MIDDLE	NO	MODERATE to MIDDLE
01117030704	MIDDLE	NO	MIDDLE	NO	No Change
01117030800	MIDDLE	NO	MIDDLE	NO	No Change
01117030900	MIDDLE	NO	MODERATE	NO	MIDDLE to MODERATE
01117980000	NA	NO	NA	NO	No Change
01117980100			NA	YES	Not Applicable

Shelby, ALABAMA

Census Tract	2021		2022		Change in Tract Income Class from 2021 through 2022
	Tract Income Class	Minority Tract	Tract Income Class	Minority Tract	

Summary Data: Shelby	2021	2022
Number of Census Tracts	48	55
Number of Minority Tracts	2	3
Percentage of Minority Tracts	4.17%	5.45%
Number of Low Income Tracts	0	0
Percentage of Low Income Tracts	0.00%	0.00%
Number of Moderate Income Tracts	4	3
Percentage of Moderate Income Tracts	8.33%	5.45%
Number of Middle Income Tracts	14	26
Percentage of Middle Income Tracts	29.17%	47.27%
Number of Upper Income Tracts	29	24
Percentage of Upper Income Tracts	60.42%	43.64%
Number of NA Income Tracts	1	2
Percentage of NA Income Tracts	2.08%	3.64%

St. Clair, ALABAMA

Census Tract	2021		2022		Change in Tract Income Class from 2021 through 2022
	Tract Income Class	Minority Tract	Tract Income Class	Minority Tract	
01115040103	MIDDLE	NO			Not Applicable
01115040104	UPPER	NO	MIDDLE	NO	UPPER to MIDDLE
01115040105	MODERATE	NO	MIDDLE	NO	MODERATE to MIDDLE



St. Clair, ALABAMA

Census Tract	2021		2022		Change in Tract Income Class from 2021 through 2022
	Tract Income Class	Minority Tract	Tract Income Class	Minority Tract	
01115040106	MIDDLE	NO			Not Applicable
01115040107			MIDDLE	NO	Not Applicable
01115040108			MIDDLE	NO	Not Applicable
01115040109			MIDDLE	NO	Not Applicable
01115040110			MIDDLE	NO	Not Applicable
01115040201	MIDDLE	NO			Not Applicable
01115040203	MODERATE	NO			Not Applicable
01115040204	MIDDLE	NO			Not Applicable
01115040205	MIDDLE	NO			Not Applicable
01115040206			MODERATE	NO	Not Applicable
01115040207			MIDDLE	NO	Not Applicable
01115040208			MODERATE	NO	Not Applicable
01115040209			MIDDLE	NO	Not Applicable
01115040210			MIDDLE	NO	Not Applicable
01115040211			MIDDLE	NO	Not Applicable
01115040212			MIDDLE	NO	Not Applicable
01115040213			MIDDLE	NO	Not Applicable
01115040300	MIDDLE	NO			Not Applicable
01115040301			MIDDLE	NO	Not Applicable
01115040302			MODERATE	NO	Not Applicable
01115040401	MODERATE	NO	MIDDLE	NO	MODERATE to MIDDLE
01115040402	MIDDLE	NO	MIDDLE	NO	No Change
01115040501	UPPER	NO			Not Applicable
01115040502	MIDDLE	NO			Not Applicable
01115040503			UPPER	NO	Not Applicable
01115040504			MIDDLE	NO	Not Applicable
01115040505			UPPER	NO	Not Applicable

St. Clair, ALABAMA

Census Tract	2021		2022		Change in Tract Income Class from 2021 through 2022
	Tract Income Class	Minority Tract	Tract Income Class	Minority Tract	
01115040506			MIDDLE	NO	Not Applicable
01115040507			MIDDLE	NO	Not Applicable
01115040508			MIDDLE	NO	Not Applicable

Summary Data: St. Clair	2021	2022
Number of Census Tracts	13	24
Number of Minority Tracts	0	0
Percentage of Minority Tracts	0.00%	0.00%
Number of Low Income Tracts	0	0
Percentage of Low Income Tracts	0.00%	0.00%
Number of Moderate Income Tracts	3	3
Percentage of Moderate Income Tracts	23.08%	12.50%
Number of Middle Income Tracts	8	19
Percentage of Middle Income Tracts	61.54%	79.17%
Number of Upper Income Tracts	2	2
Percentage of Upper Income Tracts	15.38%	8.33%
Number of NA Income Tracts	0	0
Percentage of NA Income Tracts	0.00%	0.00%

Sumter, ALABAMA

Census Tract	2021		2022		Change in Tract Income Class from 2021 through 2022
	Tract Income Class	Minority Tract	Tract Income Class	Minority Tract	



Sumter, ALABAMA

Census Tract	2021		2022		Change in Tract Income Class from 2021 through 2022
	Tract Income Class	Minority Tract	Tract Income Class	Minority Tract	
01119011300	MIDDLE	YES			Not Applicable
01119011301			MIDDLE	YES	Not Applicable
01119011302			MIDDLE	YES	Not Applicable
01119011400	MIDDLE	YES	MODERATE	YES	MIDDLE to MODERATE
01119011500	LOW	YES	MIDDLE	YES	LOW to MIDDLE
01119011600	MIDDLE	YES	MIDDLE	YES	No Change

Summary Data: Sumter	2021	2022
Number of Census Tracts	4	5
Number of Minority Tracts	4	5
Percentage of Minority Tracts	100.00%	100.00%
Number of Low Income Tracts	1	0
Percentage of Low Income Tracts	25.00%	0.00%
Number of Moderate Income Tracts	0	1
Percentage of Moderate Income Tracts	0.00%	20.00%
Number of Middle Income Tracts	3	4
Percentage of Middle Income Tracts	75.00%	80.00%
Number of Upper Income Tracts	0	0
Percentage of Upper Income Tracts	0.00%	0.00%
Number of NA Income Tracts	0	0
Percentage of NA Income Tracts	0.00%	0.00%

Talladega, ALABAMA

Census Tract	2021		2022		Change in Tract Income Class from 2021 through 2022
	Tract Income Class	Minority Tract	Tract Income Class	Minority Tract	
01121010101	UPPER	NO	UPPER	NO	No Change
01121010102	MIDDLE	NO	MIDDLE	NO	No Change
01121010201	UPPER	NO	UPPER	NO	No Change
01121010202	UPPER	NO	MIDDLE	NO	UPPER to MIDDLE
01121010301	MIDDLE	NO	MODERATE	NO	MIDDLE to MODERATE
01121010302	UPPER	NO	UPPER	NO	No Change
01121010400	MIDDLE	NO	MIDDLE	NO	No Change
01121010500	MODERATE	YES	MODERATE	YES	No Change
01121010600	LOW	YES	LOW	YES	No Change
01121010700	UPPER	YES	MODERATE	YES	UPPER to MODERATE
01121010900	MIDDLE	NO	MIDDLE	NO	No Change
01121011000	MIDDLE	NO	MIDDLE	NO	No Change
01121011100	MIDDLE	YES	MIDDLE	NO	No Change
01121011200	MIDDLE	YES	MIDDLE	YES	No Change
01121011300	MODERATE	NO			Not Applicable
01121011301			MODERATE	NO	Not Applicable
01121011302			MODERATE	NO	Not Applicable
01121011400	MIDDLE	NO	UPPER	NO	MIDDLE to UPPER
01121011500	MIDDLE	NO			Not Applicable
01121011501			UPPER	NO	Not Applicable
01121011502			MIDDLE	NO	Not Applicable
01121011600	MIDDLE	NO	MODERATE	NO	MIDDLE to MODERATE
01121011700	MIDDLE	NO	UPPER	NO	MIDDLE to UPPER
01121011800	MODERATE	NO	MODERATE	NO	No Change
01121011900	MIDDLE	NO	UPPER	NO	MIDDLE to UPPER
01121012000	MIDDLE	YES	MIDDLE	YES	No Change



Talladega, ALABAMA

Census Tract	2021		2022		Change in Tract Income Class from 2021 through 2022
	Tract Income Class	Minority Tract	Tract Income Class	Minority Tract	


Summary Data: Talladega	2021	2022
Number of Census Tracts	22	24
Number of Minority Tracts	6	5
Percentage of Minority Tracts	27.27%	20.83%
Number of Low Income Tracts	1	1
Percentage of Low Income Tracts	4.55%	4.17%
Number of Moderate Income Tracts	3	7
Percentage of Moderate Income Tracts	13.64%	29.17%
Number of Middle Income Tracts	13	9
Percentage of Middle Income Tracts	59.09%	37.50%
Number of Upper Income Tracts	5	7
Percentage of Upper Income Tracts	22.73%	29.17%
Number of NA Income Tracts	0	0
Percentage of NA Income Tracts	0.00%	0.00%

Tallapoosa, ALABAMA

Census Tract	2021		2022		Change in Tract Income Class from 2021 through 2022
	Tract Income Class	Minority Tract	Tract Income Class	Minority Tract	
01123962200	MIDDLE	NO	MIDDLE	NO	No Change
01123962300	MIDDLE	NO			Not Applicable
01123962301			UPPER	NO	Not Applicable
01123962302			UPPER	NO	Not Applicable
01123962400	MIDDLE	NO	MIDDLE	NO	No Change
01123962501	UPPER	NO	UPPER	NO	No Change
01123962502	UPPER	NO	UPPER	NO	No Change
01123962600	MODERATE	YES	MODERATE	YES	No Change
01123962700	UPPER	NO			Not Applicable
01123962701			MIDDLE	NO	Not Applicable
01123962702			MIDDLE	NO	Not Applicable

Tallapoosa, ALABAMA

Census Tract	2021		2022		Change in Tract Income Class from 2021 through 2022
	Tract Income Class	Minority Tract	Tract Income Class	Minority Tract	
01123961900	MIDDLE	NO	MIDDLE	NO	No Change
01123962000	MIDDLE	NO	MIDDLE	NO	No Change
01123962100	MODERATE	YES	MIDDLE	YES	MODERATE to MIDDLE



Tallapoosa, ALABAMA

Census Tract	2021		2022		Change in Tract Income Class from 2021 through 2022
	Tract Income Class	Minority Tract	Tract Income Class	Minority Tract	

Summary Data: Tallapoosa	2021	2022
Number of Census Tracts	10	12
Number of Minority Tracts	2	2
Percentage of Minority Tracts	20.00%	16.67%
Number of Low Income Tracts	0	0
Percentage of Low Income Tracts	0.00%	0.00%
Number of Moderate Income Tracts	2	1
Percentage of Moderate Income Tracts	20.00%	8.33%
Number of Middle Income Tracts	5	7
Percentage of Middle Income Tracts	50.00%	58.33%
Number of Upper Income Tracts	3	4
Percentage of Upper Income Tracts	30.00%	33.33%
Number of NA Income Tracts	0	0
Percentage of NA Income Tracts	0.00%	0.00%

Tuscaloosa, ALABAMA

Census Tract	2021		2022		Change in Tract Income Class from 2021 through 2022
	Tract Income Class	Minority Tract	Tract Income Class	Minority Tract	
01125010101	UPPER	NO	UPPER	NO	No Change
01125010102	UPPER	NO	UPPER	NO	No Change
01125010103	MIDDLE	NO			Not Applicable

Tuscaloosa, ALABAMA

Census Tract	2021		2022		Change in Tract Income Class from 2021 through 2022
	Tract Income Class	Minority Tract	Tract Income Class	Minority Tract	
01125010104			UPPER	NO	Not Applicable
01125010105			MIDDLE	NO	Not Applicable
01125010201	UPPER	NO	UPPER	NO	No Change
01125010202	UPPER	NO			Not Applicable
01125010203	UPPER	NO	UPPER	NO	No Change
01125010204	UPPER	NO	UPPER	NO	No Change
01125010205			UPPER	NO	Not Applicable
01125010206			UPPER	NO	Not Applicable
01125010301	MIDDLE	NO			Not Applicable
01125010302	MIDDLE	NO	MODERATE	NO	MIDDLE to MODERATE
01125010303	MIDDLE	NO	MIDDLE	NO	No Change
01125010304			MIDDLE	NO	Not Applicable
01125010305			MIDDLE	NO	Not Applicable
01125010403	MIDDLE	NO	MIDDLE	NO	No Change
01125010404	MIDDLE	YES	MODERATE	YES	MIDDLE to MODERATE
01125010405	UPPER	NO	UPPER	NO	No Change
01125010406	UPPER	NO	UPPER	NO	No Change
01125010407	MIDDLE	NO	MIDDLE	NO	No Change
01125010500	MODERATE	YES	MODERATE	YES	No Change
01125010601	MIDDLE	NO	MIDDLE	NO	No Change
01125010602	UPPER	NO			Not Applicable
01125010603			UPPER	NO	Not Applicable
01125010604			MIDDLE	NO	Not Applicable
01125010701	UPPER	NO			Not Applicable
01125010702	MIDDLE	NO			Not Applicable
01125010703	MIDDLE	NO	UPPER	NO	MIDDLE to UPPER
01125010704			MIDDLE	NO	Not Applicable



Tuscaloosa, ALABAMA					
Census Tract	2021		2022		Change in Tract Income Class from 2021 through 2022
	Tract Income Class	Minority Tract	Tract Income Class	Minority Tract	
01125010705			UPPER	NO	Not Applicable
01125010706			MIDDLE	NO	Not Applicable
01125010707			MIDDLE	NO	Not Applicable
01125010802	UPPER	NO	MIDDLE	NO	UPPER to MIDDLE
01125010803	MODERATE	YES	MODERATE	YES	No Change
01125010804	MIDDLE	NO	MIDDLE	NO	No Change
01125011200	NA	NO	MIDDLE	NO	NA to MIDDLE
01125011401	NA	NO	UPPER	NO	NA to UPPER
01125011402	MIDDLE	NO	MIDDLE	NO	No Change
01125011600	MODERATE	YES	MIDDLE	YES	MODERATE to MIDDLE
01125011701	MODERATE	YES	LOW	YES	MODERATE to LOW
01125011703	MODERATE	YES	LOW	YES	MODERATE to LOW
01125011800	LOW	YES	LOW	YES	No Change
01125011901	MODERATE	YES	MIDDLE	YES	MODERATE to MIDDLE
01125011902	MODERATE	YES	LOW	YES	MODERATE to LOW
01125012000	MODERATE	NO			Not Applicable
01125012001			NA	NO	Not Applicable
01125012002			NA	NO	Not Applicable
01125012100	MIDDLE	NO			Not Applicable
01125012101			MIDDLE	NO	Not Applicable
01125012102			MODERATE	NO	Not Applicable
01125012303	MIDDLE	NO			Not Applicable
01125012304	MODERATE	YES	MODERATE	YES	No Change
01125012305	MIDDLE	YES	MIDDLE	YES	No Change
01125012306			MIDDLE	YES	Not Applicable
01125012307			NA	YES	Not Applicable
01125012403	MIDDLE	YES	MIDDLE	YES	No Change

Tuscaloosa, ALABAMA					
Census Tract	2021		2022		Change in Tract Income Class from 2021 through 2022
	Tract Income Class	Minority Tract	Tract Income Class	Minority Tract	
01125012404	MIDDLE	YES	UPPER	YES	MIDDLE to UPPER
01125012405	MODERATE	YES			Not Applicable
01125012406			MIDDLE	YES	Not Applicable
01125012407			LOW	YES	Not Applicable
01125012408			MODERATE	YES	Not Applicable
01125012501	MODERATE	YES	MODERATE	YES	No Change
01125012502	UPPER	NO			Not Applicable
01125012503	UPPER	NO	UPPER	NO	No Change
01125012504			UPPER	YES	Not Applicable
01125012505			NA	NO	Not Applicable
01125012600	MIDDLE	NO	MIDDLE	NO	No Change
01125012700	MIDDLE	NO	MIDDLE	YES	No Change
01125012800	MODERATE	YES	MODERATE	YES	No Change



Tuscaloosa, ALABAMA					
Census Tract	2021		2022		Change in Tract Income Class from 2021 through 2022
	Tract Income Class	Minority Tract	Tract Income Class	Minority Tract	

Summary Data: Tuscaloosa	2021	2022
Number of Census Tracts	47	59
Number of Minority Tracts	16	22
Percentage of Minority Tracts	34.04%	37.29%
Number of Low Income Tracts	1	5
Percentage of Low Income Tracts	2.13%	8.47%
Number of Moderate Income Tracts	12	9
Percentage of Moderate Income Tracts	25.53%	15.25%
Number of Middle Income Tracts	19	24
Percentage of Middle Income Tracts	40.43%	40.68%
Number of Upper Income Tracts	13	17
Percentage of Upper Income Tracts	27.66%	28.81%
Number of NA Income Tracts	2	4
Percentage of NA Income Tracts	4.26%	6.78%

Walker, ALABAMA					
Census Tract	2021		2022		Change in Tract Income Class from 2021 through 2022
	Tract Income Class	Minority Tract	Tract Income Class	Minority Tract	
01127020301			UPPER	NO	Not Applicable
01127020302			UPPER	NO	Not Applicable
01127020400	MIDDLE	NO	MIDDLE	NO	No Change
01127020600	UPPER	NO	MIDDLE	NO	UPPER to MIDDLE
01127020700	MIDDLE	NO	MIDDLE	NO	No Change
01127020800	MIDDLE	NO			Not Applicable
01127020801			MIDDLE	NO	Not Applicable
01127020802			MIDDLE	NO	Not Applicable
01127020900	MIDDLE	NO	MIDDLE	NO	No Change
01127021000	MODERATE	NO	MIDDLE	NO	MODERATE to MIDDLE
01127021100	MIDDLE	NO	MODERATE	NO	MIDDLE to MODERATE
01127021200	MIDDLE	NO	MIDDLE	NO	No Change
01127021300	MIDDLE	NO	MIDDLE	NO	No Change
01127021400	MIDDLE	NO	MIDDLE	NO	No Change
01127021500	MIDDLE	NO	MIDDLE	NO	No Change
01127021600	MIDDLE	NO	MIDDLE	NO	No Change
01127021700	MIDDLE	NO	MIDDLE	NO	No Change
01127021800	MIDDLE	NO	MIDDLE	NO	No Change
01127021900	MIDDLE	NO	MIDDLE	NO	No Change

Walker, ALABAMA					
Census Tract	2021		2022		Change in Tract Income Class from 2021 through 2022
	Tract Income Class	Minority Tract	Tract Income Class	Minority Tract	
01127020100	MIDDLE	NO	UPPER	NO	MIDDLE to UPPER
01127020200	UPPER	NO	MIDDLE	NO	UPPER to MIDDLE
01127020300	MIDDLE	NO			Not Applicable



Walker, ALABAMA

Census Tract	2021		2022		Change in Tract Income Class from 2021 through 2022
	Tract Income Class	Minority Tract	Tract Income Class	Minority Tract	

Summary Data: Walker	2021	2022
Number of Census Tracts	18	20
Number of Minority Tracts	0	0
Percentage of Minority Tracts	0.00%	0.00%
Number of Low Income Tracts	0	0
Percentage of Low Income Tracts	0.00%	0.00%
Number of Moderate Income Tracts	1	1
Percentage of Moderate Income Tracts	5.56%	5.00%
Number of Middle Income Tracts	15	16
Percentage of Middle Income Tracts	83.33%	80.00%
Number of Upper Income Tracts	2	3
Percentage of Upper Income Tracts	11.11%	15.00%
Number of NA Income Tracts	0	0
Percentage of NA Income Tracts	0.00%	0.00%

Washington, ALABAMA

Census Tract	2021		2022		Change in Tract Income Class from 2021 through 2022
	Tract Income Class	Minority Tract	Tract Income Class	Minority Tract	
01129043900	MIDDLE	NO	MIDDLE	NO	No Change
01129044000	MIDDLE	NO	MIDDLE	NO	No Change
01129044100	MIDDLE	NO	MIDDLE	NO	No Change

Washington, ALABAMA

Census Tract	2021		2022		Change in Tract Income Class from 2021 through 2022
	Tract Income Class	Minority Tract	Tract Income Class	Minority Tract	
01129044200	MIDDLE	YES	MIDDLE	YES	No Change
01129044300	MIDDLE	NO	MIDDLE	NO	No Change

Summary Data: Washington	2021	2022
Number of Census Tracts	5	5
Number of Minority Tracts	1	1
Percentage of Minority Tracts	20.00%	20.00%
Number of Low Income Tracts	0	0
Percentage of Low Income Tracts	0.00%	0.00%
Number of Moderate Income Tracts	0	0
Percentage of Moderate Income Tracts	0.00%	0.00%
Number of Middle Income Tracts	5	5
Percentage of Middle Income Tracts	100.00%	100.00%
Number of Upper Income Tracts	0	0
Percentage of Upper Income Tracts	0.00%	0.00%
Number of NA Income Tracts	0	0
Percentage of NA Income Tracts	0.00%	0.00%

Wilcox, ALABAMA

Census Tract	2021		2022		Change in Tract Income Class from 2021 through 2022
	Tract Income Class	Minority Tract	Tract Income Class	Minority Tract	
01131034700	LOW	YES	MODERATE	YES	LOW to MODERATE



Wilcox, ALABAMA

Census Tract	2021		2022		Change in Tract Income Class from 2021 through 2022
	Tract Income Class	Minority Tract	Tract Income Class	Minority Tract	
01131034800	MIDDLE	YES			Not Applicable
01131034801			MIDDLE	YES	Not Applicable
01131034802			MIDDLE	YES	Not Applicable
01131035100	MODERATE	YES	MIDDLE	YES	MODERATE to MIDDLE
01131035200	MODERATE	YES	MIDDLE	YES	MODERATE to MIDDLE

Summary Data: Wilcox

	2021	2022
Number of Census Tracts	4	5
Number of Minority Tracts	4	5
Percentage of Minority Tracts	100.00%	100.00%
Number of Low Income Tracts	1	0
Percentage of Low Income Tracts	25.00%	0.00%
Number of Moderate Income Tracts	2	1
Percentage of Moderate Income Tracts	50.00%	20.00%
Number of Middle Income Tracts	1	4
Percentage of Middle Income Tracts	25.00%	80.00%
Number of Upper Income Tracts	0	0
Percentage of Upper Income Tracts	0.00%	0.00%
Number of NA Income Tracts	0	0
Percentage of NA Income Tracts	0.00%	0.00%

Winston, ALABAMA


Census Tract	2021		2022		Change in Tract Income Class from 2021 through 2022
	Tract Income Class	Minority Tract	Tract Income Class	Minority Tract	
01133965501	MIDDLE	NO	MIDDLE	NO	No Change
01133965502	MIDDLE	NO	MIDDLE	NO	No Change
01133965503	MIDDLE	NO	UPPER	NO	MIDDLE to UPPER
01133965600	MIDDLE	NO			Not Applicable
01133965601			MIDDLE	NO	Not Applicable
01133965602			MIDDLE	NO	Not Applicable
01133965700	MIDDLE	NO	MIDDLE	NO	No Change
01133965800	MODERATE	NO	MIDDLE	NO	MODERATE to MIDDLE
01133965900	MIDDLE	NO	MODERATE	NO	MIDDLE to MODERATE



Winston, ALABAMA

Census Tract	2021		2022		Change in Tract Income Class from 2021 through 2022
	Tract Income Class	Minority Tract	Tract Income Class	Minority Tract	

Summary Data: Winston	2021	2022
Number of Census Tracts	7	8
Number of Minority Tracts	0	0
Percentage of Minority Tracts	0.00%	0.00%
Number of Low Income Tracts	0	0
Percentage of Low Income Tracts	0.00%	0.00%
Number of Moderate Income Tracts	1	1
Percentage of Moderate Income Tracts	14.29%	12.50%
Number of Middle Income Tracts	6	6
Percentage of Middle Income Tracts	85.71%	75.00%
Number of Upper Income Tracts	0	1
Percentage of Upper Income Tracts	0.00%	12.50%
Number of NA Income Tracts	0	0
Percentage of NA Income Tracts	0.00%	0.00%



Summary Data: ALABAMA	2021	2022
Number of Census Tracts	1,181	1,437
Number of Minority Tracts	359	438
Percentage of Minority Tracts	30.40%	30.48%
Number of Low Income Tracts	97	93
Percentage of Low Income Tracts	8.21%	6.47%
Number of Moderate Income Tracts	268	316
Percentage of Moderate Income Tracts	22.69%	21.99%
Number of Middle Income Tracts	543	661
Percentage of Middle Income Tracts	45.98%	46.00%
Number of Upper Income Tracts	259	332
Percentage of Upper Income Tracts	21.93%	23.10%
Number of NA Income Tracts	14	35
Percentage of NA Income Tracts	1.19%	2.44%

